

Automatic feature identification in least-squares policy iteration using the Koopman operator framework

Christian Mugisho Zagabe¹, Sebastian Peitz¹

Abstract—In this paper, we present a Koopman autoencoder-based least-squares policy iteration (KAE-LSPI) algorithm in reinforcement learning (RL). The KAE-LSPI algorithm is based on reformulating the so-called *least-squares fixed-point approximation* method in terms of extended dynamic mode decomposition (EDMD), thereby enabling automatic feature learning via the Koopman autoencoder (KAE) framework. The approach is motivated by the lack of a systematic choice of features or kernels in linear RL techniques. We compare the KAE-LSPI algorithm with two previous works, the classical least-squares policy iteration (LSPI) and the kernel-based least-squares policy iteration (KLSPI), using stochastic chain walk and inverted pendulum control problems as examples. Unlike previous works, no features or kernels need to be fixed *a priori* in our approach. Empirical results show the number of features learned by the KAE technique remains reasonable compared to those fixed in the classical LSPI algorithm. The convergence to an optimal or a near-optimal policy is also comparable to the other two methods.

Index Terms—Koopman autoencoder (KAE), least-squares, value function approximation, Markov decision process (MDP), reinforcement learning (RL).

I. INTRODUCTION

In reinforcement learning (RL), an agent takes a (deterministic or probabilistic) action, which causes a probabilistic transition of the Markov decision process (MDP) (i.e., the environment). This in turn delivers a reward to the agent. The ultimate goal of the agent is to maximize the expected total reward by developing an optimal feedback strategy (policy). It is encoded in the so-called state-action value function, or Q -function which is defined via the Bellman equation. For simple RL problems with finite state and action spaces and where the probability transition and reward function of the MDP are known, tabular methods are useful [12]. However, for real-world applications, the agent’s challenge is to learn the optimal policy by estimating the Q -function from a set of observed data samples.

Over the last decades, several least-squares-based value function approximation algorithms were developed. They are motivated by convergence results and error bounds for gradient-based temporal-difference (TD) algorithms with linear approximation [12, Chapter 9]. Their main architecture considers the value function as a linear combination of certain basis functions or features (polynomials, radial basis

functions (RBF), kernels, etc.) that constitute the dictionary. They then aim to learn optimal parameters such that the approximated value function is sufficiently close to the true function. Extensions for control (least-squares policy iteration (LSPI) and kernel-based least-squares policy iteration (KLSPI)) were considered in [6], [14], [4]. As illustrated and discussed in [6], the manual selection of the basis functions in LSPI algorithms considerably affects the results and no universal choice is available. This fundamental obstacle motivated the KLSPI algorithm where the approximate linear dependency (ALD)-based kernel sparsification approach was employed [14], [4]. In this technique, data samples and an *a priori* fixed kernel function are used to construct a data dictionary in which feature vectors are obtained by evaluating the kernel at the data points and removing those that can be approximately represented as a linear combination of others. Despite its advantages, three main obstacles of the KLSPI algorithm can be noted. As in the LSPI case, the first one is the manual choice of the fixed kernel function to define the data dictionary. The second obstacle is the uncontrolled number of features that are learned dynamically. The third obstacle is that the KLSPI algorithm is *on-line* and *on-policy*, and therefore needs to update the dataset after each policy improvement step, increasing the computational costs.

The Koopman operator is a linear operator describing the evolution of observable functions [9]. In the data-driven context, the Koopman operator is commonly approximated by the so-called extended dynamic mode decomposition (EDMD) algorithm which enables the study of the dynamics of an unknown system from data. Similarly to LSPI in RL, the EDMD algorithm requires an *a priori* choice of a dictionary of basis functions which can considerably influence the performance of the algorithm. To overcome this problem, a kernel-based extended dynamic mode decomposition (kEDMD) algorithm was developed in [5]. Dictionary learning was proposed in [7]. Even better, [11], [1] proposed the Koopman autoencoder (KAE) algorithm which is a machine learning approach to the dictionary. In this case, no manually fixed basis functions or kernel are required but, by using a neural network, one learns a fixed number of features from data.

In this study, to resolve the issues related to the manual selection of the basis functions in LSPI and the kernel in KLSPI, we propose the Koopman autoencoder-based least-squares policy iteration (KAE-LSPI) algorithm in which the dictionary of basis functions is learned from data by using the KAE algorithm. This algorithm is mainly based on reformulating the classical *least-squares fixed-point approximation*

¹ Department of Computer Science & Lamarr Institute, TU Dortmund University, Germany; {christian.mugishozagabe, sebastian.peitz}@tu-dortmund.de

The authors acknowledge funding from the European Research Council (ERC Starting Grant “KoOpeRaDE”) under the European Union’s Horizon 2020 research and innovation program (Grant agreement No. 101161457).

method [6] in terms of the Koopman operator framework. Therefore, we learn the dictionary from data. Finally, the obtained KAE dictionary is used in the classical LSPI algorithm to solve RL problems. The main contributions of this paper are as follows:

- We reformulate the classical LSPI algorithm in RL in terms of the Koopman operator framework.
- We introduce the KAE technique step in the LSPI algorithm in order to learn the dictionary of basis functions from data, thereby avoiding their manual selection.

In Section II, we briefly provide preliminaries on RL and the classical LSPI algorithm, as well as the Koopman operator framework and the KAE technique. Our main algorithm is described in Section III and illustrated in Section IV using two classes of examples. Section V gives concluding remarks and perspectives.

II. PRELIMINARIES

1) *Markov decision processes.*: An MDP is a 5-tuple $(\mathcal{S}, \mathcal{A}, \mathcal{P}, R, \gamma)$, where \mathcal{S} and \mathcal{A} are state and action spaces, \mathcal{P} is a Markovian transition model indicating the transition to state s' when taking action a in the state s : $\mathcal{P}(s'|s, a)$, $R : (s, a, s') \in \mathcal{S} \times \mathcal{A} \times \mathcal{S} \rightarrow R(s, a, s') \in \mathbb{R}$ is the reward function and $\gamma \in]0, 1[$ is the discount factor for future rewards. The goal of the agent is to maximize its total expected reward by designing a (in our case deterministic) policy $\pi : s \in \mathcal{S} \rightarrow \pi(s) \in \mathcal{A}$. The expected, discounted, total reward when taking action a in state s by following policy π is encoded in the state-action value function (or *Q-function*)

$$Q^\pi(s, a) = \mathbb{E}_{a_t \sim \pi; s_t \sim \mathcal{P}} \left[\sum_{t=0}^{\infty} \gamma^t r_t | s_0 = s, a_0 = a \right],$$

and the optimal policy maximizes the value function Q^π .

2) *Bellman optimal equation.*: For a state-action pair (s, a) , the exact optimal Q^π values follow the *Bellman optimal equation*

$$Q^*(s, a) = \sum_{s' \in \mathcal{S}} \mathcal{P}(s'|s, a) \left[R(s, a, s') + \gamma \max_{\pi} Q^\pi(s', \pi(s')) \right]. \quad (1)$$

In real-world settings one has access only to sampled data from the MDP problem, or either \mathcal{S} or \mathcal{A} may be infinite sets which makes (1) difficult to solve. To overcome these difficulties, *Q-function approximation* approaches have been developed.

3) *Least-squares policy iteration methods.*: In the *Q-function linear approximation* approach, the goal is to adjust the parameters w in order to have

$$Q^\pi(s, a) \approx \hat{Q}^\pi(s, a; w) = \sum_{j=1}^k \phi_j(s, a) w_j^\pi = \phi(s, a) w^\pi,$$

where $\phi = (\phi_1 \ \phi_2 \ \dots \ \phi_k) \in \mathbb{R}^{1 \times k}$ is an *a priori* fixed dictionary of basis functions (or features). Therefore, the optimization problem (1) is transferred to the parameters $w^\pi \in \mathbb{R}^{k \times 1}$, i.e.,

$$\hat{Q}^*(s, a) = \phi(s, a) w^*, \quad (2)$$

where w^* represents the optimal parameter.

Using a given dataset $\{s_i, a_i, r_i, s'_i\}_{i=1, \dots, L}$, the *least-squares fixed-point approximation* [6] consists of solving the linear equation

$$\underbrace{\Phi^\top (\Phi - \gamma \Phi'_\pi)}_{(k \times k)} w^\pi = \underbrace{\Phi^\top \mathbf{R}}_{(k \times 1)}, \quad (3)$$

where

$$\Phi = [\phi(s_i, a_i)]_{i=1}^L \in \mathbb{R}^{L \times k}, \quad \mathbf{R} = (r_1 \ r_2 \ \dots \ r_L)^\top \in \mathbb{R}^{L \times 1} \quad (4)$$

and

$$\Phi'_\pi = [\phi(s'_i, \pi(s'_i))]_{i=1}^L \in \mathbb{R}^{L \times k} \quad (5)$$

with L the size of the dataset and k the number of the basis functions fixed *a priori* in the dictionary [6]. One of the largest obstacles in this approach is the manual selection of the dictionary ϕ .

4) *Koopman operator approach.*: At this point, we denote the state by x to be consistent with the notation $x = (s, a)$ used in Section III. Suppose we have a stochastic dynamical system

$$x' = F(x, \xi), \quad (6)$$

described by the nonlinear transition map F on $X \subseteq \mathbb{R}^d$, where ξ represents a random variable [3], [10]. The map F induces an infinite dimensional linear operator \mathcal{K}_F acting on an observable function $f \in \mathcal{F} = \{g : x \in X \rightarrow g(x) \in \mathbb{R}\}$ on X by :

$$(\mathcal{K}_F f)(x) = \mathbb{E}_\xi [f(F(x, \xi))] = \mathbb{E} [f(x') | x = x].$$

This leads to an infinite-dimensional linear system on \mathcal{F}

$$f' = \mathcal{K}_F f. \quad (7)$$

The goal of the Koopman framework is to design a dictionary of features $\phi = (\phi_1 \ \phi_2 \ \dots \ \phi_k) \in \mathbb{R}^{1 \times k}$ where the nonlinear dynamics (6) is lifted and the infinite-dimensional dynamics is approximated in a finite-dimensional subspace:

$$z' = z\mathbf{K}. \quad (8)$$

Therefore, the matrix $\mathbf{K} \in \mathbb{R}^{k \times k}$ represents an approximation of the Koopman operator \mathcal{K}_F on the subspace spanned by the features $\phi_1, \phi_2, \dots, \phi_k$. One popular approach is the EDMD algorithm [13]:

$$\mathbf{K} = \arg \min_{\tilde{\mathbf{K}} \in \mathbb{R}^{k \times k}} \frac{1}{L} \sum_{i=1}^L \|\phi(x'_i) - \phi(x_i) \tilde{\mathbf{K}}\|^2,$$

where $\{(x_i, x'_i)\}_{i=1, \dots, L}$ are data pairs from the dynamics (6).

Many research works, among which we particularly mention the KAE technique [1], [11], [2], [8], have been conducted to improve the EDMD algorithm. Instead of fixing the dictionary, the KAE uses a deep neural network to approximate the observable function f .

The architecture of the KAE used in this work is represented in Fig. 1. The input data x ($x = (s, a)$ in our case) are lifted via an encoder Φ to a higher dimension where the

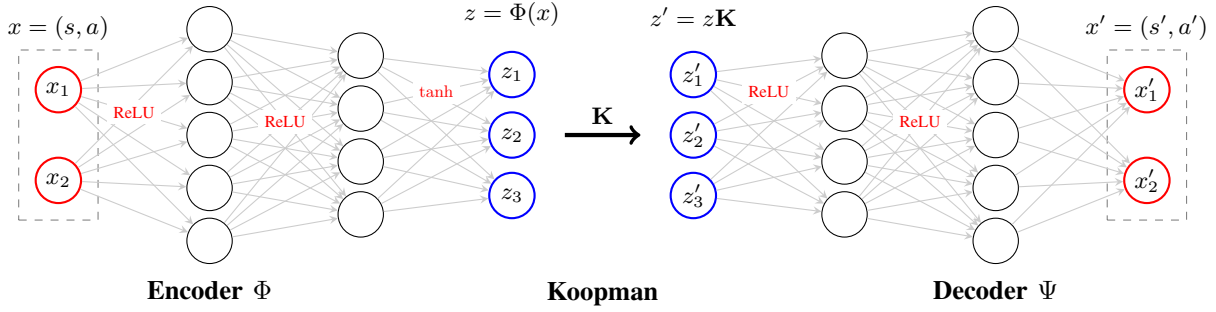


Fig. 1: Architecture of the KAE. In our case, the activation function \tanh is used only between the two last layers in the encoder part, otherwise we use the with the rectified linear unit (ReLU): $f(x) = \max(0, x)$.

dynamics represented by the matrix \mathbf{K} is linear. The output data x' are obtained from the feature space via a decoder Ψ . The goal of the KAE is to minimize the weighted loss function

$$L_{tot} = \lambda_{rec} L_{rec} + \lambda_{pred} L_{pred} + \lambda_{dyn} L_{dyn},$$

where the reconstruction loss L_{rec} enforces recovery of the state x :

$$L_{rec} = \frac{\|\Psi(\Phi(x)) - x\|^2}{\|x\|^2 + \epsilon_1} = \frac{\|\Psi(z) - x\|^2}{\|x\|^2 + \epsilon_1}.$$

The prediction loss L_{pred} addresses the dynamics in the original space:

$$L_{pred} = \frac{\|\Psi(\Phi(x)\mathbf{K}) - x'\|^2}{\|x'\|^2 + \epsilon_2} = \frac{\|\Psi(z') - x'\|^2}{\|x'\|^2 + \epsilon_2},$$

the dynamics loss L_{dyn} enforces linear dynamics in feature space:

$$L_{dyn} = \frac{\|\Phi(x)\mathbf{K} - \Phi(x')\|^2}{\|\Phi(x')\|^2 + \epsilon_3} = \frac{\|z\mathbf{K} - z'\|^2}{\|z'\|^2 + \epsilon_3},$$

and $\epsilon_1 > 0, \epsilon_2 > 0$ and $\epsilon_3 > 0$ are small parameters. Other loss terms are possible for additional constraints.

III. THE KOOPMAN AUTOENCODER-BASED LEAST-SQUARES POLICY ITERATION ALGORITHM

Assume we have an MDP $(\mathcal{S}, \mathcal{A}, \mathcal{P}, R, \gamma)$ and a fixed policy π . The Bellman optimal equation (1) can be written as

$$Q^*(s, a) = \sum_{s' \in \mathcal{S}} \mathcal{P}(s'|s, a) R(s, a, s') + \gamma \max_{\pi} (\mathcal{K}^{\pi} Q^{\pi})(s, a),$$

where we define the *stochastic (on-policy) Koopman operator* \mathcal{K}^{π} by

$$\begin{aligned} (\mathcal{K}^{\pi} Q^{\pi})(s, a) &= \mathbb{E}_{s' \sim \mathcal{P}(\cdot|s, a)} [Q^{\pi}(s', \pi(s'))] \\ &= \sum_{s' \in \mathcal{S}} \mathcal{P}(s'|s, a) Q^{\pi}(s', \pi(s')). \end{aligned} \quad (9)$$

Suppose we have a dataset $D = \{s_i, a_i, r_i, s'_i\}_{i=1, \dots, L}$ and a dictionary of basis functions $\phi = (\phi_1, \dots, \phi_k) \in \mathbb{R}^{1 \times k}$ where $Q^{\pi}(s, a) = \phi(s, a)w^{\pi}$, and we want to approximate \mathcal{K}^{π} by a matrix $\mathbf{K}^{\pi} \in \mathbb{R}^{k \times k}$:

$$(\mathcal{K}^{\pi} \phi)(s, a) \approx \phi(s, a)\mathbf{K}^{\pi}.$$

From (9) we have,

$$(\mathcal{K}^{\pi} \phi)(s, a) = \sum_{s' \in \mathcal{S}} \mathcal{P}(s'|s, a) \phi(s', \pi(s')) \quad (10)$$

which can be learned by using a Monte-Carlo procedure:

$$\frac{1}{L(s, a)} \sum_{j=1}^{L(s, a)} \phi(s'^{(j)}, \pi(s'^{(j)})), \quad (11)$$

where $L(s, a)$ is the number of realizations for the fixed state-action pair (s, a) . The approximation \mathbf{K}^{π} is then obtained by the following optimization problem

$$\min_{\mathbf{K}} \frac{1}{L} \sum_{i=1}^L \frac{1}{L(s_i, a_i)} \sum_{j=1}^{L(s_i, a_i)} \left\| \phi(s_i'^{(j)}, \pi(s_i'^{(j)})) - \phi(s_i, a_i)\mathbf{K} \right\|^2.$$

The solution is given by

$$\mathbf{K}^{\pi} = \mathbf{G}^+ \mathbf{A}^{\pi},$$

with

$$\mathbf{G} = \frac{1}{L} \sum_{i=1}^L \phi(s_i, a_i)^{\top} \phi(s_i, a_i),$$

$$\mathbf{A}^{\pi} = \frac{1}{L} \sum_{i=1}^L \frac{1}{L(s_i, a_i)} \sum_{j=1}^{L(s_i, a_i)} \phi(s_i, a_i)^{\top} \phi(s_i'^{(j)}, \pi(s_i'^{(j)})).$$

If we only choose one realization per state-action pair (s, a) , then (11) simply becomes $\phi(s', \pi(s'))$ and in this case, (3) can be written as

$$\begin{aligned} \mathbf{\Phi}^{\top} (\mathbf{\Phi} - \gamma \mathbf{\Phi} \mathbf{K}^{\pi}) w^{\pi} &= \mathbf{\Phi}^{\top} \mathbf{R} \\ \iff \underbrace{\mathbf{\Phi}^{\top} \mathbf{\Phi}}_{(k \times k)} \underbrace{(\mathbf{I}_k - \gamma \mathbf{K}^{\pi})}_{(k \times k)} w^{\pi} &= \underbrace{\mathbf{\Phi}^{\top} \mathbf{R}}_{(k \times 1)}. \end{aligned} \quad (12)$$

This equation represents the Koopman matrix formulation of *least-squares fixed-point approximation* in classical LSPI methods. Therefore, we can use it to derive a KAE-LSPI algorithm where, in contrast to LSPI and KLSPI algorithms, neither the features ϕ nor the kernel $\mathbf{k}(\cdot, \cdot)$ is *a priori* fixed.

The KAE-LSPI (Algorithm 1) consists of two parts.

- First, we use the KAE to learn the dictionary of basis functions from data pairs $\{x_i = (s_i, a_i), x'_i = (s'_i, \pi(s'_i))\}_{i=1, \dots, L}$, generated by a random policy π .

The learned basis functions ϕ are then constrained to satisfy the following Koopman relation

$$\phi(s', \pi(s')) = \phi(s, a) \mathbf{K}^\pi. \quad (13)$$

- Secondly, we fix the learned features ϕ and, according to (12), we use them in the LSPI algorithm 2.

Algorithm 1 KAE-LSPI algorithm

Inputs: Data $D = \{s_i, a_i, r_i, s'_i, \pi(s'_i)\}_{i=1, \dots, L}$ generated by a random policy π .

Number of features to learn k

Discount factor γ

Maximum number of iterations M

Initial policy π_0

Output: Approximate optimal policy $\hat{\pi}^*$

- 1: Learn the basis functions $\phi = (\phi_1 \ \phi_2 \ \dots \ \phi_k)$ from KAE
 - 2: Use Algorithm 2 from step 1 to 11.
-

In essence, Algorithm 1 is the classical LSPI algorithm based on the *least-squares fixed-point approximation* with learned basis functions constrained by the relation (13). Therefore, the dictionary is learned from a random policy but applied *off-policy* within the algorithm. It is important to note that, although neither the features nor the kernel are fixed in Algorithm 1, the number of features must be specified *a priori*. A potential extension would be to consider an *on-line* and *on-policy* version of Algorithm 1. Instead of fixing the learned features in the first step, we could regenerate the data after the policy improvement step and learn new features accordingly. This approach is related to the KLSPI algorithm [14], [4].

IV. NUMERICAL EXAMPLES

In this section, we first compare the LSPI, KLSPI, and KAE-LSPI algorithms on the discrete MDP chain walk problem (with 20 and 50 states). For this case, the comparison is based on the convergence step to the optimal or a near-optimal solution, and the number of dictionary features. Secondly, we compare the LSPI and KAE-LSPI results for the continuous inverted pendulum control problem by using the performance of the control policies as a function of the number of training episodes [6].

A. Chain walk problem

This MDP problem, studied in [6], [14], consists of a chain with n states ($n = 20$ or 50 in our cases): $\mathcal{S} = \{1, 2, \dots, n\}$. In each state, there are two possible actions, “left” (L) and “right” (R) indicating where to move: $\mathcal{A} = \{L, R\}$. In both algorithms, the two actions are encoded as 1 and 2, respectively. The transition model is given by

$$\begin{cases} \mathcal{P}(\max\{1, s-1\}|s, L) = 0.9 = \mathcal{P}(\min\{n, s+1\}|s, R) \\ \mathcal{P}(\min\{n, s+1\}|s, L) = 0.1 = \mathcal{P}(\max\{1, s-1\}|s, R), \end{cases}$$

meaning that each action proceeds in the intended direction with probability 0.9, and fails with probability 0.1. The

discount factor is given by $\gamma = 0.9$ and we will give the reward function for each case after.

For both algorithms and chain walk problems, the initial data are generated by running the model with random actions for 1000 episodes of 20 steps each, resulting in 20000 samples. Specifically, for the LSPI algorithm, the fixed dictionary is set according to [6]. Also, for the KLSPI algorithm, according to [14], we set the ALD threshold $\mu = 0.001$ and the kernel is an RBF kernel with width $\sigma = 0.4$:

$$\mathbf{k}(z_1, z_2) = \exp\left(-\frac{\|z_1 - z_2\|^2}{2\sigma^2}\right).$$

The data samples were rescaled such that $s \in \{1/n, 2/n, \dots, n/n\}$ and $a \in \{0.1, 0.2\}$. Finally, for Algorithm 1, we used the Z-score normalization on the data x and x' and the parameters summarized in Table I.

TABLE I: KAE hyperparameters for the chain walk problem

	20 States	50 States
Learned features k	15	45
Encoder layers	[128, 64, 32]	[256, 128, 64]
Decoder layers	[32, 64, 128]	[64, 128, 256]
Learning rate	10^{-4}	10^{-4}
Batch size	256	256
Epochs	300	500
$(\lambda_{rec}, \lambda_{pred}, \lambda_{dyn})$	(1, 1, 0.1)	(1, 1, 0.1)
$\epsilon_1 = \epsilon_2 = \epsilon_3$	10^{-6}	10^{-6}

1) *First case* ($n = 20$): The reward function is given by: $r(1) = r(20) = 1$ and $r(s) = 0$, otherwise.

For the LSPI algorithm, we choose 8 polynomial basis functions:

$$\begin{aligned} \phi(s, a) = & (I(a = L) \times 1, \dots, I(a = L) \times s^4, \\ & I(a = R) \times 1, \dots, I(a = R) \times s^4), \end{aligned}$$

where I is the indicator function¹.

The optimal policy is to move left in states 1 – 10 and right in states 11 – 20. Figs. 2a-2c show the policy iteration results obtained with the algorithms. In this case, the three algorithms reach the optimal policy after one iteration for the KLSPI with 40 learned RBF features, and after three iterations for the LSPI with 8 fixed polynomial features and the KAE-LSPI algorithms with 15 learned features.

2) *Second case* ($n = 50$): The reward function is given by: $r(10) = r(41) = 1$ and $r(s) = 0$, otherwise.

For the LSPI algorithm, we choose 22 RBF features:

$$\phi(s, a) = \left(I(a = a_i) \times 1, \dots, I(a = a_i) \times \exp\left(-\frac{\|s - \mu_{10}\|^2}{2\sigma^2}\right) \right) \quad (14)$$

where $a_i \in \{L, R\}$, $\sigma = 4$ and $\mu_j = 1 + 49(j-1)/9$ for $j = 1, \dots, 10$.

The optimal policy is to move right in states 1 – 9 and 26 – 41 and left in states 10 – 25 and 42 – 50. Figs. 3a-3c show the policy iteration results obtained with the three algorithms. In this case, the LSPI, KLSPI, and KAE-LSPI algorithms reach a near-optimal policy after four iterations with 22 fixed RBF features, two iterations with 100 RBF learned features, and four iterations with 45 learned features, respectively.

¹For example, $\phi(s, L) = (1, s, s^2, s^3, s^4, 0, 0, 0, 0, 0)$.

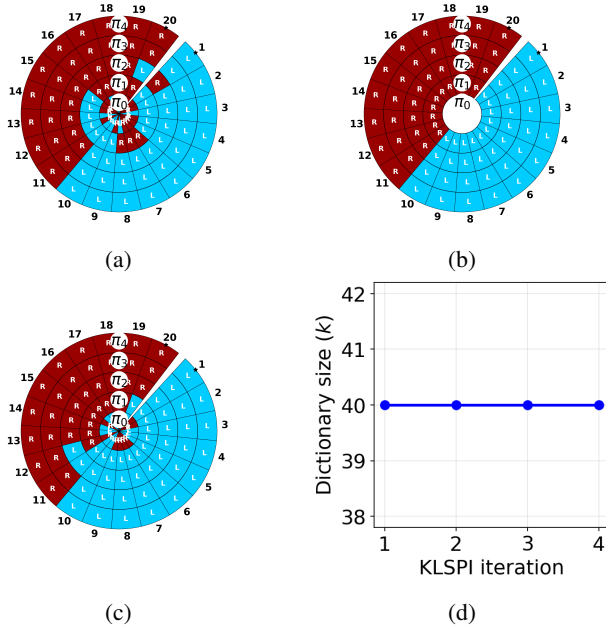


Fig. 2: Policy evolution across iterations for (a) LSPI. (b) KLSPI. (c) KAE-LSPI. Policies are represented in the radial direction. The white gap between states 1 and 20 indicates the absence of transitions between them. (d) KLSPI dictionary size per iteration.

B. Control inverted pendulum on a cart

For this problem we compared only the performance of the LSPI and KAE-LSPI algorithms, as the KLSPI algorithm requires significant computation due to the data regeneration. We used the same setup as in [6]. The inverted pendulum on a cart (or cart-pole system) is described by the nonlinear dynamics depending on the current state $s = (\theta, \dot{\theta}) \in \mathcal{S} = \mathbb{R}^2$ and the current (noisy) control a :

$$\ddot{\theta} = \frac{g \sin(\theta) - \alpha m l (\dot{\theta})^2 \sin(2\theta)/2 - \alpha \cos(\theta) a}{4l/3 - \alpha m l \cos^2(\theta)}, \quad (15)$$

where θ and $\dot{\theta}$ are vertical angle and angular velocity, $g = 9.8m/s^2$ is the gravity constant, $m = 2.0kg$ is the mass of the pendulum, $M = 8.0kg$ is the mass of the cart, $l = 0.5m$ is the length of the pendulum, and $\alpha = 1/(m + M)$. The goal is to maintain the pendulum in the horizontal position ($|\theta| < \pi/2$) for a maximum of 3000 steps. The agent uses three actions: $\mathcal{A} = \{-50, 0, +50\}$ with a uniform noise in $[-10, 10]$ added to the chosen action. The discount factor for this MDP problem is set to $\gamma = 0.95$ and the reward function is given by

$$r(s) = \begin{cases} 0 & \text{if } |\theta| \leq \pi/2 \\ -1 & \text{if } |\theta| > \pi/2. \end{cases}$$

The time step for Equation (15) was set to 0.1 seconds. During the training, for both algorithms, the data samples were collected by solving the dynamics (15) via RK4 method with a random policy and ten different numbers of episodes

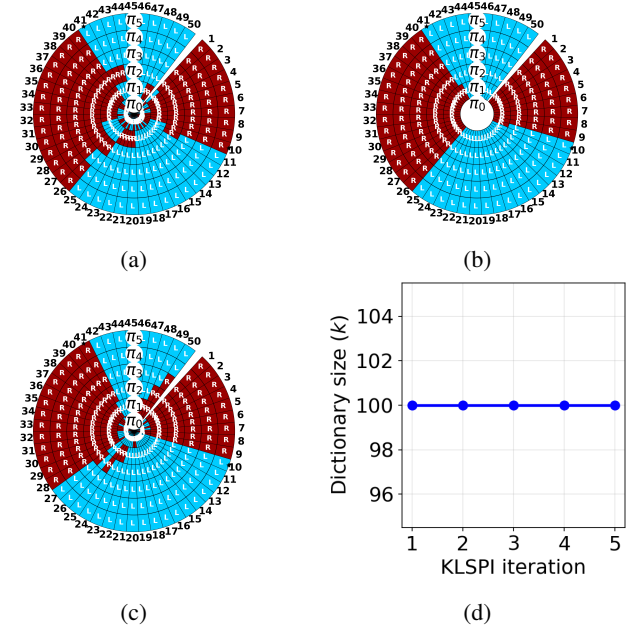


Fig. 3: Policies by iteration for (a) LSPI. (b) KLSPI. (c) KAE-LSPI. (d) KLSPI dictionary size per iteration.

ranging from 10 to 1000. Each episode starts from an initial condition very close to the equilibrium point $(0, 0)$ and ends when $|\theta| > \pi/2$ or the simulation reaches 20 steps. During testing, 200 initial conditions near $(0, 0)$ were simulated, with each simulation ending when $|\theta| > \pi/2$ or after 3000 steps.

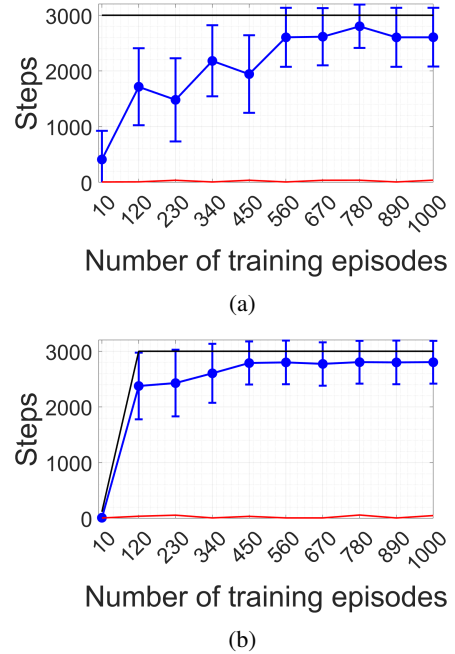


Fig. 4: (a) LSPI performance. (b) KAE-LSPI performance. The red and black lines represent the worst and the best performances, respectively.

Moreover, the algorithm’s performance was averaged over fifteen learning runs for each episode count. No noise was applied to the chosen actions in the testing phase.

Following [6], for the LSPI algorithm, as in (14), we set 30 RBFs

$$\phi(s, a) = \left(I(a = a_1) \times 1, \dots, I(a = a_9) \times \exp\left(-\frac{\|s - \mu_9\|^2}{2\sigma^2}\right) \right),$$

for $a_i \in \{-50, 0, +50\}$, where $\sigma = 1$ and the μ_j ’s are the 9 points of the grid $\{-\pi/4, 0, \pi/4\} \times \{-1, 0, +1\}$.

For the KAE-LSPI algorithm, we learn 46 features and set the encoder and decoder hidden layers to [512, 256, 128] and [128, 256, 512], respectively. All other parameters remain the same as in the 50 states chain walk example.

The performance results on the average balancing steps in each episode are represented in Fig. 4.

Fig. 4 shows that, the KAE-LSPI algorithm performs as well as the LSPI algorithm with a comparable number of learned basis functions.

V. CONCLUSION AND PERSPECTIVES

In this paper, we introduced the KAE-LSPI algorithm which aims to learn the dictionary of features from data samples and solve RL problems in the value-function approximation context. Compared to the other two LSPI algorithms, we demonstrate the benefits of this approach through two specific examples, the chain walk problem and the controlled inverted pendulum.

Many future research directions starting from the KAE-LSPI algorithm are possible. We could exploit an *on-line* and *on-policy* version and automate the selection of the number of features, which is currently done manually. It would also be relevant to conduct a theoretical study of the convergence of Algorithm 1. In particular, one could examine the relationship between the convergence of the KAE step and that of the LSPI step. A key future investigation from the KAE-LSPI algorithm would be to derive regret bounds in RL from established error bounds in the Koopman framework.

ACKNOWLEDGMENT

The authors thank Michael Skowronek for discussions around the KAE implementation.

DECLARATION OF GENERATIVE AI AND AI-ASSISTED TECHNOLOGIES IN THE WRITING PROCESS

During the preparation of this work the authors used Deepseek AI in order to translate Matlab codes to Python code where Adam was available for the optimization problem in the KAE technique. After using this tool/service, the authors reviewed and edited the content as needed and take full responsibility for the content of the publication.

REFERENCES

[1] Omri Azencot, N Benjamin Erichson, Vanessa Lin, and Michael Mahoney. Forecasting sequential data using consistent Koopman autoencoders. In *International Conference on Machine Learning*, pages 475–485. PMLR, 2020.

[2] Kathleen Champion, Bethany Lusch, J Nathan Kutz, and Steven L Brunton. Data-driven discovery of coordinates and governing equations. *Proceedings of the National Academy of Sciences*, 116(45):22445–22451, 2019.

[3] Matthew J Colbrook, Qin Li, Ryan V Raut, and Alex Townsend. Beyond expectations: residual dynamic mode decomposition and variance for stochastic dynamical systems. *Nonlinear Dynamics*, 112(3):2037–2061, 2024.

[4] Zhenhua Huang, Chunming Liu, Xin Xu, Chuanqiang Lian, and Jun Wu. A novel feature sparsification method for kernel-based approximate policy iteration. In *International Symposium on Neural Networks*, pages 246–255. Springer, 2012.

[5] I Kevrekidis, Clarence W Rowley, and M Williams. A kernel-based method for data-driven Koopman spectral analysis. *Journal of Computational Dynamics*, 2(2):247–265, 2016.

[6] Michail G Lagoudakis and Ronald Parr. Least-squares policy iteration. *Journal of machine learning research*, 4(Dec):1107–1149, 2003.

[7] Qianxiao Li, Felix Dietrich, Erik M Bollt, and Ioannis G Kevrekidis. Extended dynamic mode decomposition with dictionary learning: A data-driven adaptive spectral decomposition of the Koopman operator. *Chaos*, 27(10), 2017.

[8] Bethany Lusch, J Nathan Kutz, and Steven L Brunton. Deep learning for universal linear embeddings of nonlinear dynamics. *Nature communications*, 9(1):4950, 2018.

[9] Alexandre Mauroy, Y Susuki, and I Mezić. *Koopman operator in systems and control*. Springer, 2020.

[10] Felix Nüske, Sebastian Peitz, Friedrich Philipp, Manuel Schaller, and Karl Worthmann. Finite-data error bounds for Koopman-based prediction and control. *Journal of Nonlinear Science*, 33(1):14, 2023.

[11] Samuel E Otto and Clarence W Rowley. Linearly recurrent autoencoder networks for learning dynamics. *SIAM Journal on Applied Dynamical Systems*, 18(1):558–593, 2019.

[12] Richard S Sutton, Andrew G Barto, et al. *Reinforcement learning: An introduction*, volume 1. MIT press Cambridge, 1998.

[13] Matthew O Williams, Ioannis G Kevrekidis, and Clarence W Rowley. A data-driven approximation of the Koopman operator: Extending dynamic mode decomposition. *Journal of Nonlinear Science*, 25(6):1307–1346, 2015.

[14] Xin Xu, Dewen Hu, and Xicheng Lu. Kernel-based least squares policy iteration for reinforcement learning. *IEEE transactions on neural networks*, 18(4):973–992, 2007.

APPENDIX

LEAST-SQUARES POLICY ITERATION ALGORITHM

Algorithm 2 LSPI algorithm [6]

Inputs: Data $D = \{s_i, a_i, r_i, s'_i\}_{i=1, \dots, L}$

Basis functions $\phi = (\phi_1 \quad \phi_2 \quad \dots \quad \phi_k)$

Discount factor γ

Maximum number of iterations M

Initial policy π_0

Output: Approximate optimal policy $\hat{\pi}^*$

1: Compute $\Phi \in \mathbb{R}^{L \times k}$ and $\mathbf{R} \in \mathbb{R}^{L \times 1}$ from (4)

2: Set $b = \Phi^T \mathbf{R} \in \mathbb{R}^{k \times 1}$

3: **for** $j = 0$ to $M - 1$ **do**

Policy Evaluation:

4: Compute $\Phi'_{\pi_j} = \phi(s'_i, \pi_j(s'_i)) \in \mathbb{R}^{L \times k}$ from (5)

5: $\mathbf{A}_{\pi_j} = \Phi^T (\Phi - \gamma \Phi'_{\pi_j}) \in \mathbb{R}^{k \times k}$

6: $w^{\pi_j} = \mathbf{A}_{\pi_j}^{-1} b$

7: $\hat{Q}^{\pi_j}(s, a) = \phi(s, a) w^{\pi_j}$

Policy Improvement:

8: $\pi_{j+1}(s) = \arg \max_{a \in \mathcal{A}} \hat{Q}^{\pi_j}(s, a)$

9: **if** $\pi_{j+1} = \pi_j$ **then**

10: $\hat{\pi}^* = \pi_{j+1}$

11: **break**
