

GUIDE: Resolving Domain Bias in GUI Agents through Real-Time Web Video Retrieval and Plug-and-Play Annotation

Rui Xie^{1,2}, Zhi Gao^{2,3}[✉], Chenrui Shi^{2,3},
Zirui Shang^{2,3}, Lu Chen¹[✉], Qing Li²[✉]

¹ Shanghai Jiao Tong University

² State Key Laboratory for General Artificial Intelligence, BIGAI

³ Beijing Institute of Technology

Abstract. Large vision-language models have endowed GUI agents with strong general capabilities for interface understanding and interaction. However, due to insufficient exposure to domain-specific software operation data during training, these agents exhibit significant *domain bias*—they lack familiarity with the specific operation workflows (*planning*) and UI element layouts (*grounding*) of particular applications, limiting their real-world task performance. In this paper, we present **GUIDE** (GUI Unbiasing via Instructional-Video Driven Expertise), a training-free, plug-and-play framework that resolves GUI agent domain bias by autonomously acquiring domain-specific expertise from web tutorial videos through a retrieval-augmented automated annotation pipeline. **GUIDE** introduces two key innovations. First, a *subtitle-driven Video-RAG pipeline* unlocks video semantics through subtitle analysis, performing progressive three-stage retrieval—domain classification, topic extraction, and relevance matching—to identify task-relevant tutorial videos. Second, a *fully automated annotation pipeline* built on an inverse dynamics paradigm feeds consecutive keyframes enhanced with UI element detection into VLMs, inferring the required *planning* and *grounding* knowledge that are injected into the agent’s corresponding modules to address both manifestations of domain bias. Extensive experiments on OSWorld demonstrate **GUIDE**’s generality as a plug-and-play component for both multi-agent systems and single-model agents. It consistently yields over 5% improvements and reduces execution steps—without modifying any model parameters or architecture—validating **GUIDE** as an architecture-agnostic enhancement to bridge GUI agent domain bias.

Keywords: GUI Agent · Domain Bias · Video Retrieval-Augmented Generation · Autonomous Learning · Inverse Dynamics Annotation

1 Introduction

The rapid advancement of large vision-language models (VLMs) [3, 4, 18, 19] has enabled a new generation of GUI agents [1, 7, 13, 23, 32] capable of autonomously

[✉] Corresponding authors.

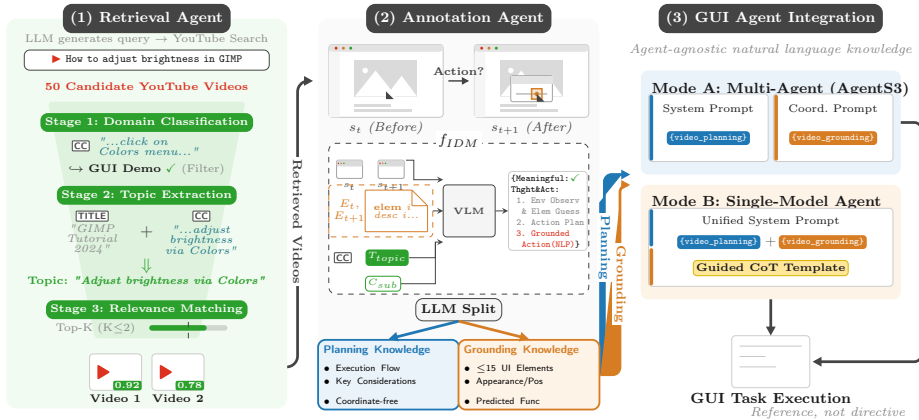


Fig. 1: Overview of GUIDE. (1) A *Retrieval Agent* filters YouTube candidates via three subtitle-driven stages to select top- K videos. (2) An *Annotation Agent* applies f_{IDM} (Eq. 1) on keyframe pairs s_t/s_{t+1} with UI element graphs E_t/E_{t+1} , topic T_{topic} , and subtitle context C_{sub} , producing **planning** and **grounding** knowledge. (3) Knowledge is injected into the *GUI Agent* in a plug-and-play manner—supporting multi-agent (Mode A) and single-model (Mode B) architectures.

operating desktop and mobile applications through visual perception and natural language reasoning. These agents can interpret screenshots, understand task instructions, and generate executable actions such as clicks, keystrokes, and scrolls, demonstrating impressive *general* capabilities in interface understanding, complex reasoning, and instruction following. However, when confronted with specific software tasks in real-world scenarios, current GUI agents exhibit significant *domain bias*: they lack familiarity with the **planning-level** and **grounding-level** domain knowledge.

- **Planning-level domain bias.** The agent is unfamiliar with the specific operation workflows of a given application—it cannot accurately determine which concrete steps are needed, their sequential order, or which menus and panels to navigate. For instance, an agent may understand the semantics of “adjust image brightness” but not know that in GIMP the correct path is **Colors** → **Brightness-Contrast** rather than the **Image** → **Adjustments** menu familiar from other editors (*e.g.*, Adobe Photoshop).
- **Grounding-level domain bias.** The agent is unfamiliar with the UI layouts and control styles of a specific application—it struggles to locate task-relevant interactive elements. For example, an agent recognizes the general concept of a “menu” yet cannot locate the **Colors** entry in the GIMP menu bar or identify the brightness slider within its dialog.

This domain bias is fundamentally an *alignment gap* between general model capabilities and domain-specific task requirements, *i.e.*, the model does not lack capability but lacks domain knowledge. Conventional solutions such as manual dataset annotation, expert rule authoring, or domain-specific fine-tuning are

costly [27], narrow in coverage, and unable to keep pace with continuously evolving software interfaces.

In this paper we present **GUIDE** (**G**UI **U**nbiasing via **I**nstructional-Video **D**riven **E**xpertise), a novel plug-and-play framework whose core objective is to enable *autonomous learning* for GUI agents—leveraging the vast, continuously growing repository of GUI tutorial videos on the internet to bridge the domain bias, aligning general model capabilities to domain-specific task proficiency.

As illustrated in Fig. 1, **GUIDE** orchestrates three collaborating agents:

- (1) **Retrieval Agent** (Sec. 3.2). Given a task instruction, the retrieval agent searches YouTube for candidate tutorial videos and applies a progressive three-stage subtitle-driven filtering pipeline—domain classification, topic extraction, and relevance matching—to precisely identify the most task-relevant GUI demonstration videos.
- (2) **Annotation Agent** (Sec. 3.3). The annotation agent processes selected videos through a fully automated inverse dynamics pipeline: extracting keyframes, detecting UI elements, and inferring transferable annotation information that is then decomposed into structured **PLANNING** and **GROUNDING** knowledge.
- (3) **GUI Agent integration** (Sec. 3.4). **PLANNING** knowledge is injected into the GUI agent’s task planning module, and **GROUNDING** knowledge is injected into the coordinate generation module, precisely targeting the two manifestations of domain bias without modifying the agent’s architecture or model weights.

Contributions.

- (i) We propose an *autonomous learning* paradigm for GUI agents that leverages internet video resources to bridge *domain bias*, aligning general capabilities to domain-specific tasks without manual annotation or model fine-tuning.
- (ii) We design a *subtitle-driven Video-RAG pipeline* that exploits the unique subtitle modality of videos, achieving progressive content-level retrieval precision far beyond title-based keyword matching.
- (iii) We construct a fully automated annotation pipeline based on an *inverse dynamics* paradigm with a *transferable annotation format*, producing the **PLANNING** and **GROUNDING** knowledge that targets the two manifestations of GUI agent domain bias.
- (iv) We demonstrate consistent **4.5–7.5%** improvements on OSWorld [27] across three agent architectures (8B open-source, closed-source, and multi-agent), outperforming Watch & Learn [22] (+2.2% under the comparable inference-time ICL setting) by a large margin on a comparably strong baseline, validating **GUIDE** as a scalable, plug-and-play solution without any model fine-tuning.

2 Related Work

GUI Agents. Vision-language models have enabled GUI agents to operate across desktop [1, 2, 13, 15], web [12], and mobile [7] environments via direct visual perception and action generation. However, OSWorld [27]—a benchmark of 369 real-world tasks spanning diverse applications—reveals that even state-of-the-art

agents suffer severe performance drops on out-of-distribution software, exposing a persistent *domain bias* that generalist training alone cannot overcome.

Retrieval-Augmented Generation for GUI Agents. RAG [14] augments language models with external knowledge at inference time; ReAct [30] further integrates reasoning with acting. Recent works extend this paradigm to GUI agents: RAG-GUI [28] retrieves web tutorials, KG-RAG [11] constructs knowledge graphs from UI transitions for plan retrieval, and OS-Symphony [29] synthesizes visually grounded tutorials on demand. A complementary line injects video-based knowledge without automated retrieval: Mobile-Agent-V [24] and ShowUI-Aloha [33] feed pre-assigned demonstration videos into agents, but rely on *manually curated, task-specific* assignments that do not scale. None of these retrieves and processes *raw tutorial videos from the open web* at test time—the core capability of **GUIDE**.

Video Materials for GUI Agents. Screen recordings and tutorial videos are increasingly exploited as data sources for GUI agents. Large-scale datasets such as AITW [21] and GUI-World [6] provide annotated interaction episodes, while AssistGUI [9] uses screen recordings for desktop task planning. TongUI [31] and VideoAgentTrek [16] further mine YouTube tutorials at scale to synthesize GUI trajectories for model fine-tuning—the former via VLM zero-shot annotation, the latter via an inverse dynamics module with LLM-generated inner monologues. Watch and Learn [22], the most closely related work, trains a lightweight inverse dynamics model on consecutive frames, generates LLM reasoning traces, and supports both offline fine-tuning and inference-time retrieval as in-context exemplars. **GUIDE** differs in three respects: (i) **live web retrieval**—**GUIDE** searches YouTube in real time for each task, whereas Watch and Learn retrieves from a pre-built offline corpus; (ii) **subtitle-driven Video-RAG**—progressive semantic filtering (domain classification \rightarrow topic extraction \rightarrow relevance matching) via the subtitle modality, achieving content-level precision beyond keyword search; (iii) **richer annotation**—a VLM annotator jointly consumes keyframe pairs with UI element graphs, video topic, and subtitle context to produce structured knowledge (strategic reasoning, visual element descriptions, coordinate-free workflow), rather than labeling every frame pair with a lightweight IDM.

3 Method

3.1 Overview

Given a task instruction \mathcal{T} (e.g., “set conditional formatting for column B in LibreOffice Calc”) and the associated application name, **GUIDE** automatically retrieves relevant GUI tutorial videos from the web, extracts transferable domain knowledge, and injects it into a GUI agent to bridge its domain bias for the specific task. Architecturally, **GUIDE** is a *multi-agent collaborative system* comprising three specialized agents (Fig. 1): a *Retrieval Agent* that identifies task-relevant tutorial videos via subtitle-driven Video-RAG (Sec. 3.2), an *Annotation Agent* that extracts transferable knowledge through inverse dynamics inference (Sec. 3.3),

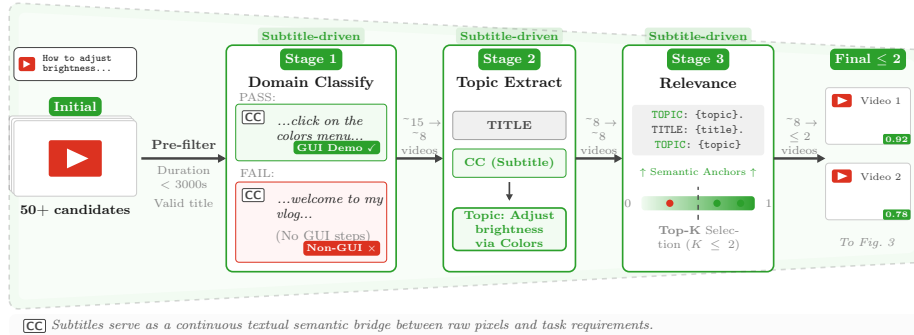


Fig. 2: Subtitle-driven Video-RAG pipeline. From 50+ YouTube candidates, a metadata pre-filter removes outliers, then three subtitle-driven stages progressively narrow results: (a) domain classification filters non-GUI content, (b) topic extraction (title + subtitle → semantic descriptor), and (c) dual-anchored relevance matching (topic as primary anchor, score 0–1). Final top- K ($K \leq 2$) videos proceed to annotation (Fig. 3).

and the downstream *GUI Agent* into which the extracted knowledge is injected in a plug-and-play manner (Sec. 3.4).

3.2 Subtitle-Driven Video-RAG Pipeline

Extending RAG [14] from text to *videos* poses unique challenges: video titles are noisy, candidate types are heterogeneous (*e.g.*, lectures vs. hands-on tutorials), and the operational knowledge within frames is semantically opaque. **GUIDE** addresses these challenges through a key insight: *subtitles* (including auto-generated captions) naturally contain narrated operation steps, UI element names, and task-purpose explanations, serving as a textual semantic bridge between video content and task requirements. As illustrated in Fig. 2, the pipeline progressively narrows 50+ candidates to at most $K=2$ relevant videos through initial pre-filtering followed by three subtitle-driven stages.

Initial Retrieval and Pre-filtering. Given \mathcal{T} and the application name, an LLM generates a search-friendly query (*e.g.*, “How to adjust brightness in GIMP”). To broaden recall, a simplified variant is also produced by stripping filler words (*e.g.*, “how to”, “tutorial”), yielding up to two query variants. These are executed via yt-dlp [8] YouTube search to collect 50+ candidate URLs, which are deduplicated and subjected to lightweight metadata pre-filtering (duration < 3000 s, valid title characters).

Stage 1: Subtitle-Assisted Domain Classification. For each surviving candidate, the system downloads its subtitle file and performs multi-step cleaning: removing VTT/SRT markers, timestamps, HTML tags, and duplicate lines, then re-segmenting at sentence boundaries. The cleaned text (truncated to 10 000

characters) is jointly input with the video title to an LLM, which classifies whether the video contains *actual GUI operation demonstrations* rather than theoretical explanations, reviews, or entertainment.

The critical value: *subtitles provide content evidence that titles alone cannot*. A title such as “Excel Tips” is ambiguous; subtitles containing “click on the Format menu” or “select the cell range” unambiguously indicate a hands-on GUI tutorial.

Stage 2: Subtitle-Driven Topic Extraction. For confirmed GUI tutorials, the system extracts a refined *topic*—a 12–30 word text precisely describing the software, task, and key operations. This extraction is based on joint title + subtitle analysis, with the LLM distilling the actual operational semantics from the narration rather than relying on the potentially misleading title. For example, a video titled “Excel Tutorial 2024” whose subtitles actually demonstrate LibreOffice Calc operations might yield the topic “Creating and formatting a data table with conditional formatting in LibreOffice Calc”—correctly reflecting the true content rather than the misleading title.

Stage 3: Topic-Title Joint Relevance Matching. For each candidate, the system constructs a *dual-anchored prompt* that positions the subtitle-derived topic as the primary semantic anchor:

TOPIC (higher priority): {topic}. TITLE: {title}. TOPIC: {topic}

The topic is repeated at both ends of the context window as a dual-anchored attention signal, ensuring the LLM prioritizes content-level semantics over the potentially noisy title. All candidates are batch-scored for relevance (0.0–1.0) against the task description.

An *adaptive top-K* strategy retains the top-ranked video unconditionally; subsequent videos require relevance ≥ 0.5 , up to $K=2$, ensuring at least one reference while preventing low-quality videos from degrading performance.

3.3 Fully Automated Annotation Pipeline

The second core innovation of **GUIDE** is a fully automated pipeline that converts retrieved tutorial videos into structured, transferable knowledge (Fig. 3). The pipeline is built on an *inverse dynamics* paradigm: given two consecutive interface states (keyframes), infer the actions that occurred between them—the reverse of the forward dynamics model that predicts the next state given a current state and action.

Keyframe Extraction: State Sampling. The pipeline first transcribes the video audio using Whisper [20] (base model, word-level timestamps), producing VTT subtitle files with sentence-level segment merging. It then extracts keyframes using a subtitle-timestamp-aligned background subtraction method: the video is segmented according to subtitle intervals, and within each segment the MOG2

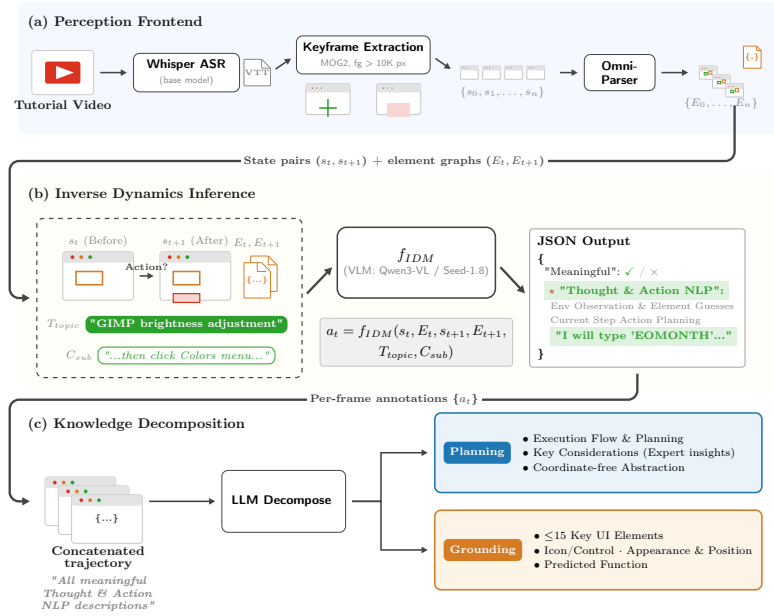


Fig. 3: Fully automated annotation pipeline. Retrieved videos (Fig. 2) are converted into structured knowledge through three phases. **(a) Perception Frontend:** Whisper ASR → keyframe extraction (MOG2) → OmniParser [17] UI element graphs E_t . **(b) Inverse Dynamics Inference:** f_{IDM} (Eq. 1) takes keyframe pairs (s_t, s_{t+1}) , element graphs (E_t, E_{t+1}) , topic T_{topic} , and subtitle context C_{sub} to produce structured annotations. **(c) Knowledge Decomposition:** per-frame annotations are aggregated and decomposed into **planning** and **grounding** knowledge.

algorithm [34] detects frames with significant visual changes (foreground pixel count > 10000). Consecutive change sequences are analyzed to extract start and end frames of each transition, yielding a discrete sequence of interface states—the “state pairs” for inverse dynamics inference.

UI Element Detection: Enhancing Perception. Each keyframe is processed by OmniParser [17], which detects interactive UI elements (buttons, text fields, menus, *etc.*) and produces bounding-box annotations with structured JSON descriptions (position, type, text label). This *element-level prior knowledge* substantially improves VLM inference by providing structured UI understanding beyond raw visual perception.

VLM Inverse Dynamics Inference. We formalize the annotation step as an inverse dynamics problem. Let s_t and s_{t+1} denote two consecutive keyframe images, E_t and E_{t+1} the corresponding OmniParser element graphs (bounding boxes, types, and text labels), T_{topic} the video topic extracted during retrieval, and C_{sub} the local subtitle context (preceding, current, and following sentences at the corresponding timestamp). The annotation agent acts as an inverse dynamics

function:

$$a_t = f_{\text{IDM}}(s_t, E_t, s_{t+1}, E_{t+1}, T_{\text{topic}}, C_{\text{sub}}), \quad (1)$$

where f_{IDM} denotes the VLM-based inverse dynamics annotator and a_t is the structured annotation output. Consecutive keyframe pairs are processed in a sliding-window fashion (frames 0–1, 1–2, 2–3, *etc.*). The annotator visually compares the two frames, detects element-level changes via E_t/E_{t+1} comparison, assesses task-meaningfulness using T_{topic} and C_{sub} , and infers actions with strategic intent.

Transferable Annotation Format. Traditional video action annotations (*e.g.*, `click(x=100, y=200)`) record coordinate-bound operations that are non-transferable across environments. Instead, a_t consists of two fields—**Meaningful** and **Thought & Action NLP**—designed to ensure transferability:

Semantic Noise Filtering (Meaningful). A boolean indicating whether the frame-pair change is task-relevant. This field leverages the joint semantic judgment of VLM + OmniParser to *complement traditional keyframe extraction*, which detects only pixel-level changes (mouse movement, window flicker) but cannot distinguish meaningful operations from visual noise. Human verification confirms that this mechanism correctly filters out >91% of non-GUI frames and idle no-action frames (see Sec. D for the complete evaluation).

Strategic Narrative (Thought & Action NLP). The core annotation field, written from the first-person executor perspective, integrating step-by-step execution reasoning—not just “what was done” but “why,” the decision logic, and contextual judgment. It includes *UI element visual descriptions* (color, shape, position, text labels) and function inferences (*i.e.*, guesses about each element’s purpose based on appearance and context), as well as *grounded actions* (click, type, scroll, *etc.*) in natural language form. This strategic knowledge is inherently transferable across interface variations.

Knowledge Decomposition. Per-frame annotations are consolidated into per-video operation trajectories by chronologically concatenating all meaningful “Thought and Action NLP Descriptions.” An LLM then decomposes each trajectory into two knowledge types, precisely targeting the two manifestations of domain bias:

Planning knowledge—provides domain-specific operational workflow:

- *Execution Flow & Planning*: a coherent narrative of the task workflow—logical step sequences, stage objectives, and progression.
- *Key Considerations*: high-value insights (1–2 sentences each) distilled from the tutorial creator’s expertise, helping avoid common pitfalls.
- *Coordinate-free Abstraction*: deliberately excludes low-level UI coordinates, decoupling workflow logic from specific display resolutions or layout versions.

Grounding knowledge—provides domain-specific UI element descriptions:

- Up to 15 key interactive elements, each with: *Icon/Control* (name), *Appearance & Position* (visual attributes, screen-relative location), and *Predicted Function* (inferred functionality and typical usage).

- Use visual appearance and semantic function rather than absolute coordinates, enabling element identification across interface states.

3.4 Plug-and-Play Agent Integration

A key design principle of **GUIDE** is *agent-agnosticism*: the extracted **PLANNING** and **GROUNDING** knowledge are expressed entirely in natural language and are independent of any specific GUI agent architecture, enabling plug-and-play integration with both single-model agents and multi-agent systems without modifying model parameters or architecture.

General Integration Principle. **PLANNING** knowledge is injected into the agent’s *planning context* (task decomposition and action decisions); **GROUNDING** knowledge is injected into the *grounding context* (instruction-to-coordinate mapping). In all cases the knowledge is framed as *reference material*, not directives: the agent verifies suggestions against the current screenshot and prioritizes its own observations when conflicts arise (*e.g.*, due to software version shifts or UI layout differences between the tutorial and the target environment), providing *robustness against domain shift*. When $K > 1$ videos are retrieved, each video’s knowledge is individually labeled and concatenated, providing multi-perspective references.

Mode A: Multi-Agent System (e.g., AgentS3 [10]). We integrate with AgentS3, consisting of a *Worker*, a *Grounding Agent*, and a *Code Agent*. The two knowledge streams are routed to architecturally matched modules: **PLANNING** knowledge is appended to the Worker’s system prompt as a “Video Planning Reference” section alongside the screenshot and interaction history, guiding task decomposition; **GROUNDING** knowledge is supplied to the Grounding Agent as supplementary context for each action query, aiding coordinate prediction. This separation mirrors the system’s native division of labor (full prompts in Sec. A).

Mode B: Single-Model Agent (e.g., Qwen3-VL [4]). Both **PLANNING** and **GROUNDING** knowledge are unified into a single system prompt under an “External Knowledge” section. A *structured Thought template*, acting as a *guided Chain-of-Thought* [25], enforces active knowledge referencing at each step: the model first assesses task similarity against the retrieved demo, then locates its current stage within the workflow, derives the next sub-task from **PLANNING** knowledge, and matches **GROUNDING** element descriptions against the current screenshot before selecting an action. When only one channel is available, the template degrades gracefully to a partial CoT (full prompts in Sec. A).

4 Experiments

We evaluate **GUIDE** on OSWorld, studying its impact across agent architectures, knowledge channel configurations, and application domains.

Table 1: GUIDE main results on OSWorld (average score, %). Configurations: No Annotation (baseline), + **Plan.** (planning only), + **Plan. & Gnd.** (full dual-channel). [†]Baseline from [4]. [‡]GPT-5.2 Worker + Seed-1.8 Grounding (Mode A); $k=5$. [§]Jedi [26] (o3 + Jedi-7B), offline corpus (ICL), Overall only. **Bold**: best per column per agent; **green**: absolute gain over baseline.

Agent	Configuration	Overall (361)	Chrome (46)	GIMP (26)	Calc (47)	Impress (45)	Writer (23)	OS (24)	ThBrd (15)	VLC (17)	VSCode (23)	Multi (93)
Seed-1.8	No Annotation	37.14	36.87	26.92	29.79	43.09	34.77	45.83	66.67	47.06	60.87	26.88
	+ Planning	43.93 +6.79	47.74	34.62	42.55	46.51	56.38	50.00	73.33	52.32	65.22	27.89
	+ Plan. & Gnd.	44.62 +7.48	47.74	42.31	48.94	45.31	56.51	50.00	73.33	52.32	65.22	25.74
Qwen3-VL-8B	No Annotation [†]	33.90	-	-	-	-	-	-	-	-	-	-
	+ Planning	38.93 +5.03	41.22	48.00	27.66	47.59	52.16	50.00	73.33	40.56	52.17	21.71
	+ Plan. & Gnd.	39.73 +5.83	36.87	46.15	34.78	38.48	52.16	54.17	80.00	51.77	43.48	25.98
AgentS3 [‡]	No Annotation	50.18	41.18	38.46	51.06	44.62	52.17	70.83	73.33	73.91	73.91	40.32
	+ Plan. & Gnd.	54.65 +4.47	49.85	53.85	65.96	46.88	65.22	70.83	80.00	56.25	82.61	37.10
Watch & Learn [22] [§]	No Annotation	50.6	-	-	-	-	-	-	-	-	-	-
	+Video (ICL)	52.8 +2.2	-	-	-	-	-	-	-	-	-	-

4.1 Experimental Setup

Benchmark. We evaluate on OSWorld [27], a benchmark of 369 real-world computer tasks executed inside live Ubuntu virtual machines. Following common practice, we exclude 8 Google-Drive-dependent tasks and report the *average score* (%) on the remaining 361 tasks spanning 10 application domains (details in Sec. B).

Evaluation Protocol. We evaluate the effectiveness of knowledge injection by comparing *the same agent under different configurations*: **No Annotation** (baseline), + **PLANNING** (planning only), and + **PLANNING & GROUNDING** (full dual-channel, default $k=7$ grounding elements). Three agents are evaluated: (i) Seed-1.8 [5] (Mode B, single-model); (ii) Qwen3-VL-8B [4] (Mode B, single-model); and (iii) AgentS3 [10], a multi-agent system with GPT-5.2 [19] Worker + Seed-1.8 Grounding (Mode A).

Implementation Details. The annotation pipeline uses GPT-5.1 [19] for both frame-pair inverse dynamics annotation (Eq. 1) and planning-grounding decomposition, with OmniParser [17] for UI element detection. The retrieval pipeline uses GPT-4.1 [18] for query generation and GPT-4.1-mini for classification and scoring. Full configuration details are provided in Sec. B.

Practical Notes. Two factors affect absolute scores: (i) the Seed-1.8 API endpoint employs anti-distillation measures that intermittently produce malformed outputs; we apply lightweight parsing fixes, though the *relative* improvements from **GUIDE** are unaffected; (ii) intermittent network issues prevent a subset of Chrome tasks from loading target webpages, slightly depressing scores in this domain across all configurations.

4.2 Main Results

Tab. 1 presents the main results on the full OSWorld benchmark. As a plug-and-play component, **GUIDE** yields consistent and significant improvements across all three agents without modifying any model parameters.

Dual-Channel Analysis. **PLANNING** knowledge alone produces the dominant share of improvement: +6.79% on Seed-1.8 and +5.03% on Qwen3-VL-8B, accounting for ~86–91% of the total gain, confirming that the primary bottleneck is *planning-level domain bias*. Adding **GROUNDING** yields further complementary gains (+0.69–0.80%), strongest in domains with complex UI layouts (GIMP +7.69pp, Calc +6.39pp on Seed-1.8).

Architecture-Agnostic Generality. **GUIDE** also generalizes to multi-agent systems: AgentS3 [10] (GPT-5.2 Worker + Seed-1.8 Grounding) improves from 50.18% to 54.65% (+4.47%), with the largest gains in GIMP (+15.39pp), Calc (+14.90pp), and Writer (+13.05pp)—confirming that domain bias is orthogonal to architecture. Compared to **Watch & Learn** [22], the most closely related prior work, which achieves +2.2pp on Jedi [26] under the comparable ICL setting, **GUIDE** delivers a **substantially larger gain (+4.47pp)** on a comparably strong baseline—without any pre-built corpus, via live web retrieval, and with explicit dual-channel injection—confirming consistent 4.5–7.5% improvements across all three architectures.

Per-Domain Analysis and Execution Efficiency. Domains with severe domain bias benefit most (Writer +21.74pp, Calc +19.15pp on Seed-1.8). **GROUNDING** knowledge reduces exploration on successful tasks (VLC −5.0, Calc −3.7 steps) by enabling direct element identification. Knowledge injection increases per-step latency (9.5→11.6s, +2.1s), but grounding compensates through fewer steps (15.7 vs. 16.6 on successful tasks); overall, success count grows from 134 to 161 (+20.1%) at modest wall-clock overhead.

4.3 Ablation Studies

Knowledge Channel Ablation. As shown in Tab. 1, **PLANNING** knowledge contributes ~85–91% of the total improvement, confirming that domain-specific workflow reasoning is the primary bottleneck. The two channels are *complementary*: grounding provides unique value in domains with complex UI layouts (GIMP, Calc) where planning alone is insufficient without precise element localization.

Grounding Element Count. We conduct an ablation on the maximum number of grounding elements k injected per task, using Seed-1.8 on a 50-task subset selected to ensure all tasks have complete grounding annotations (Tab. 2).

The results in Tab. 2(a) reveal a clear *information–noise trade-off*. Even $k=1$ yields +3.18pp, and performance peaks at $k=5$ (+11.99pp), roughly matching the number of key interactive elements per typical GUI step. Beyond this optimum, irrelevant descriptions dilute the model’s attention, causing decline and plateau at $k \geq 10$.

Table 2: Ablation studies on the same 50-task subset with Seed-1.8 as the executing agent (average score %). **(a)** Grounding element count k ; $k=0$ denotes planning-only. **(b)** Annotation model ($k=5$); all annotators use the same GUIDE pipeline. Best result per sub-table in **bold**. Per-domain breakdowns in Tab. 3.

(a) Element count k			(b) Annotation model		
k (max elem.)	Score	Δ vs. $k=0$	Annotator	Score	Δ vs. None
0 (no gnd.)	41.82	–	No Annotation	32.0	–
1	45.00	+3.18	GPT-4.1 Mini	47.7	+15.7
3	49.69	+7.87	Qwen3-VL-8B	51.8	+19.8
5	53.81	+11.99	GPT-5.1	53.8	+21.8
7	47.88	+6.06	Seed-1.8	57.8	+25.8
10	48.66	+6.84			
15	48.66	+6.84			

Annotation Model Ablation. Replacing the default annotator while fixing the executing agent (Seed-1.8, $k=5$) reveals two findings (Tab. 2(b)). First, stronger annotators yield higher scores: Seed-1.8 (57.8%) > GPT-5.1 (53.8%) > Qwen3-VL-8B (51.8%) > GPT-4.1 Mini (47.7%). Second, even the weakest annotator delivers +15.7pp over no annotation—the inter-annotator gap (10.1pp) is far smaller than the annotation-vs-none gap (≥ 15.7 pp), confirming that the pipeline’s structured multi-source inputs (OmniParser, ASR subtitles, constrained prompts) are the dominant quality factor. These results also carry a practical cost implication: annotating the ~ 427 retrieved videos costs approximately \$105 with GPT-5.1 (\$0.25/video)—already far below manual annotation costs—while the other annotators in Tab. 2(b) each cost under \$15 ($>7\times$ cheaper) at competitive performance, confirming that GUIDE is broadly cost-effective (see Sec. E for a detailed breakdown).

4.4 Qualitative Analysis

Fig. 4 presents a representative example from the GIMP domain to illustrate how GUIDE’s dual-channel knowledge injection resolves domain bias at both the planning and grounding levels during task execution.

Planning Knowledge Resolves Workflow Ambiguity. In Fig. 4(a), a general-purpose agent would navigate to the “Image” menu—the conventional location in other editors. However, GIMP places contrast controls under “Colors”, a typical *planning-level bias*. The retrieved planning knowledge explicitly states this distinction, enabling the agent to select the correct menu path without trial-and-error.

Grounding Knowledge Enables Precise Element Identification. In Fig. 4(b), the dialog presents multiple visually similar sliders. Grounding knowledge provides a discriminative description—“horizontal bar labeled ‘Contrast’, beneath the ‘Brightness’ slider”—enabling the agent to identify and manipulate the correct control. Together, planning addresses *what to do* and grounding addresses *where to act*—neither alone suffices, consistent with the ablation results in Sec. 4.3.

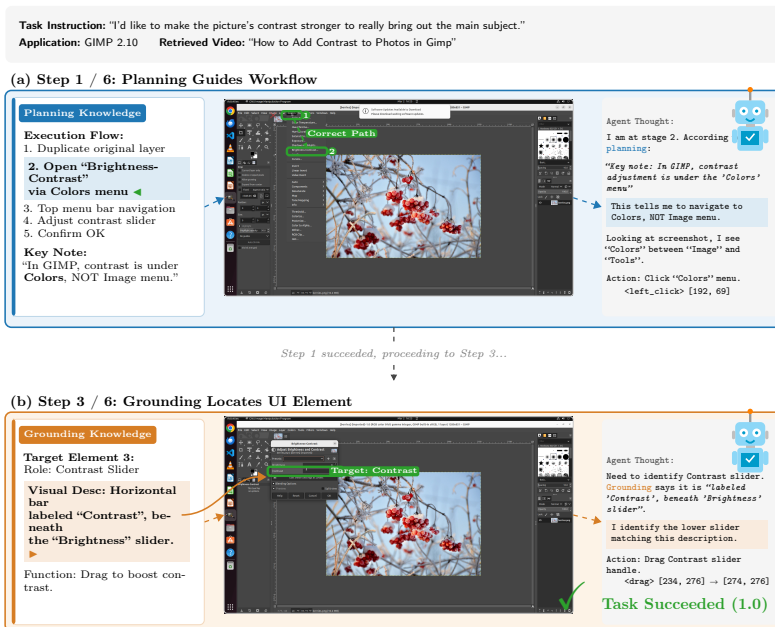


Fig. 4: Qualitative example on a GIMP contrast-adjustment task (task: "make the picture's contrast stronger"). (a) Without domain knowledge, the agent would default to the "Image" menu (×); **planning knowledge** from a retrieved tutorial redirects it to the correct "Colors" menu (1→2). (b) **Grounding knowledge** provides a visual description of the Contrast slider, enabling precise identification among visually similar controls.

Failure Cases. Injected knowledge can also slightly degrade performance when (i) the retrieved video is procedurally mismatched to the target task, misleading the agent with an inapplicable workflow, or (ii) the tutorial's UI layout differs substantially from the evaluation environment, invalidating grounding descriptions. Further examples are in Sec. F.

4.5 Annotation Pipeline Quality

We evaluate the quality of **GUIDE**'s video retrieval and annotation pipeline through retrieval coverage analysis and human evaluation of two key pipeline stages.

Retrieval Coverage. Of the 361 evaluation tasks, 299 (82.8%) yield at least one relevant tutorial video from YouTube, with 42.7% retrieving two videos providing multi-perspective references. All 299 tasks with retrieved videos successfully complete the full annotation pipeline (video download, keyframe extraction, and knowledge decomposition), demonstrating robust end-to-end automation. The 62 uncovered tasks (17.2%)—predominantly from cross-application workflows—degrade gracefully to baseline agent behavior without knowledge injection.

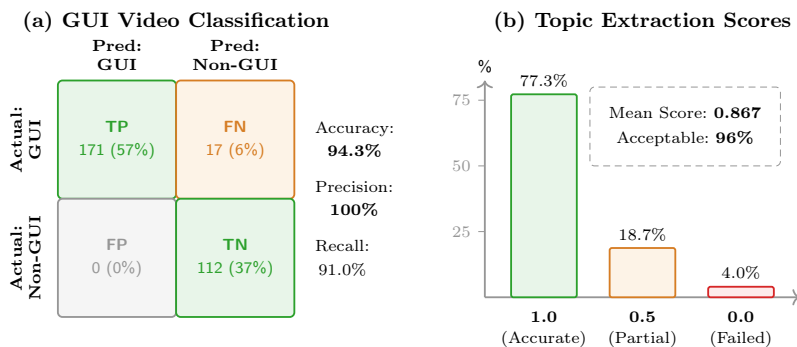


Fig. 5: Human evaluation of the GUIDE annotation pipeline. Each stage is independently evaluated by 3 annotators on 300 randomly sampled videos. **(a)** Stage 1: GUI domain classification on 300 *candidate* videos (pre-filter), achieving 100% precision with zero non-GUI contamination. **(b)** Stage 2: topic extraction accuracy on a separate set of 300 *confirmed GUI* videos (post-filter), with 96% of topics rated acceptable.

GUI Domain Classification (Stage 1). Three annotators independently judge 300 randomly sampled candidate videos for whether they contain actual GUI operation demonstrations (Fig. 5a). The subtitle-assisted classifier achieves **100%** precision—every video retained by the system is indeed a GUI tutorial—with 90.96% recall ($F1 = 95.27\%$). The 17 false negatives (9.04%) are predominantly visual-only demonstration videos whose narration lacks explicit GUI interaction terms (*e.g.*, “click,” “select,” “menu”), causing the subtitle-driven classifier to conservatively reject them. This high-precision design is intentional: it ensures that the downstream annotation pipeline never processes non-GUI content, avoiding erroneous knowledge extraction at the cost of marginal coverage loss.

Topic Extraction (Stage 2). For 300 confirmed GUI videos, annotators score the system-extracted topic against actual video content on a three-level scale: 1.0 (highly accurate), 0.5 (partially accurate), 0.0 (inaccurate). The mean score of 0.867 and 96.00% acceptable rate (Fig. 5b) confirm that subtitle-driven topic extraction reliably distills operational semantics from noisy video metadata. Only 4.00% of extracted topics are inaccurate, primarily due to poor-quality auto-generated subtitles. Compared to vague or clickbait-style raw titles, subtitle-derived topics provide substantially more precise semantic anchors for Stage 3 relevance matching (Sec. 3.2).

5 Conclusion

We presented **GUIDE**, a training-free, plug-and-play framework that resolves the *domain bias* of VLM-based GUI agents by autonomously acquiring domain-specific expertise from web tutorial videos. Through a subtitle-driven Video-RAG pipeline that unlocks video semantics via progressive subtitle analysis, and a fully automated inverse dynamics annotation pipeline that produces transferable **PLANNING** and **GROUNDING** knowledge in natural language, **GUIDE** precisely targets both planning-level and grounding-level manifestations of domain

bias without modifying any model parameters or architecture. Experiments on OSWorld demonstrate consistent **4.5–7.5%** improvements across three agent architectures, with ablations confirming planning as the dominant contributor and grounding as complementary in UI-complex domains, validating **GUIDE** as a scalable solution that turns web tutorial videos into a largely untapped resource for continuous agent improvement.

References

1. Agashe, S., Jimenez, C.E., Yang, B., Kim, N., Yang, J.: Agent S: An open agentic framework that uses computers like a human. ICLR (2025)
2. Agashe, S., Wong, K., Tu, V., Yang, J., Li, A., Wang, X.E.: Agent S2: A compositional generalist-specialist framework for computer use agents. COLM (2025)
3. Anthropic: Claude Opus 4.6. <https://www.anthropic.com/news/claude-opus-4-6> (2025)
4. Bai, S., Cai, Y., Chen, R., Chen, K., Cheng, Z., Ge, W., Hui, B., Li, K., Lin, J., Lu, D., et al.: Qwen3-vl technical report. arXiv preprint arXiv:2511.21631 (2025)
5. Bytedance Seed Team: Seed-1.8 model card. Tech. rep., Bytedance (2025), available at <https://lf3-static.bytednsdoc.com/obj/eden-cn/lapzild-tss/ljhwZthlaukjlkulzlp/research/Seed-1.8-Modelcard.pdf>
6. Chen, D., Huang, Y., Wu, S., Tang, J., Chen, L., Bai, Y., He, Z., Wang, C., Zhou, H., Li, Y., Zhou, T., Yu, Y., Gao, C., Zhang, Q., Gui, Y., Li, Z., Wan, Y., Zhou, P., Gao, J., Sun, L.: GUI-World: A video benchmark and dataset for multimodal GUI-oriented understanding. ICLR (2025)
7. Cheng, K., Sun, Q., Chu, Y., Xu, F., Li, Y., Zhang, J., Wu, Z.: SeeClick: Harnessing GUI grounding for advanced visual GUI agents. ACL (2024)
8. yt-dlp contributors: yt-dlp: A feature-rich command-line audio/video downloader. <https://github.com/yt-dlp/yt-dlp> (2024)
9. Gao, D., Ji, L., Bai, Z., Ouyang, M., Li, P., Mao, D., Wu, Q., Zhang, W., Wang, P., Guo, X., Wang, H., Zhou, L., Shou, M.Z.: ASSISTGUI: Task-oriented desktop graphical user interface automation. CVPR (2024)
10. Gonzalez-Pumariega, G., Tu, V., Lee, C.L., Yang, J., Li, A., Wang, X.E.: Scaling agents for computer use. arXiv preprint arXiv:2510.02250 (2025)
11. Guan, Z., Li, J.C.L., Hou, Z., Zhang, P., Xu, D., Zhao, Y., Wu, M., Chen, J., Nguyen, T.T., Xian, P., Ma, W., Qin, S., Chesi, G., Wong, N.: KG-RAG: Enhancing GUI agent decision-making via knowledge graph-driven retrieval-augmented generation. EMNLP (2025)
12. Gur, I., Furuta, H., Huang, A., Safdari, M., Matsuo, Y., Eck, D., Faust, A.: A real-world WebAgent with planning, long context understanding, and program synthesis. ICLR (2024)
13. Hong, W., Wang, W., Lv, Q., Xu, J., Yu, W., Ji, J., Wang, Y., Wang, Z., Zhang, Y., Li, J., et al.: CogAgent: A visual language model for GUI agents. CVPR (2024)
14. Lewis, P., Perez, E., Piktus, A., Petroni, F., Karpukhin, V., Goyal, N., Küttler, H., Lewis, M., Yih, W.t., Rocktäschel, T., et al.: Retrieval-augmented generation for knowledge-intensive NLP tasks. NeurIPS (2020)
15. Lin, K.Q., Xu, L., Guo, D., Zhong, Y., Liu, J., et al.: ShowUI: One vision-language-action model for GUI visual agent. arXiv preprint arXiv:2411.17465 (2024)
16. Lu, D., Xu, Y., Wang, J., Wu, H., Wang, X., Wang, Z., Yang, J., Su, H., Chen, J., Chen, J., Mao, Y., Zhou, J., Lin, J., Hui, B., Yu, T.: VideoAgentTrek: Computer use pretraining from unlabeled videos. arXiv preprint arXiv:2510.19488 (2025)

17. Lu, Y., Yang, J., Shen, Y., Awadallah, A.: OmniParser for pure vision based GUI agent. arXiv preprint arXiv:2408.00203 (2024)
18. OpenAI: GPT-4o system card. arXiv preprint arXiv:2410.21276 (2024)
19. OpenAI: GPT-5 system card. arXiv preprint arXiv:2601.03267 (2025)
20. Radford, A., Kim, J.W., Xu, T., Brockman, G., McLeavey, C., Sutskever, I.: Robust speech recognition via large-scale weak supervision. ICML (2023)
21. Rawles, C., Li, A., Rodriguez, D., Riva, O., Lillicrap, T.: Android in the wild: A large-scale dataset for android device control. NeurIPS (2023)
22. Song, C.H., Song, Y., Goyal, P., Su, Y., Riva, O., Palangi, H., Pfister, T.: Watch and learn: Learning to use computers from online videos. arXiv preprint arXiv:2510.04673 (2025)
23. Tan, W., Zhang, W., Xu, X., Xia, H., Ding, Z., Li, B., Zhou, B., Yue, J., Jiang, J., Li, Y., et al.: Cradle: Empowering foundation agents towards general computer control. NeurIPS (2024)
24. Wang, J., Xu, H., Zhang, X., Yan, M., Zhang, J., Huang, F., Sang, J.: Mobile-Agent-V: A video-guided approach for effortless and efficient operational knowledge injection in mobile automation. arXiv preprint arXiv:2502.17110 (2025)
25. Wei, J., Wang, X., Schuurmans, D., Bosma, M., Ichter, B., Xia, F., Chi, E., Le, Q., Zhou, D.: Chain-of-thought prompting elicits reasoning in large language models. NeurIPS (2022)
26. Xie, T., Deng, J., Li, X., Yang, J., Wu, H., Chen, J., Hu, W., Wang, X., Xu, Y., Wang, Z., Xu, Y., Wang, J., Sahoo, D., Yu, T., Xiong, C.: Scaling Computer-Use Grounding via User Interface Decomposition and Synthesis. arXiv preprint arXiv:2505.13227 (2025)
27. Xie, T., Zhang, D., Chen, J., Li, X., Zhao, S., Cao, R., Hua, T.J., Cheng, Z., Gao, D., Lu, S., et al.: OSWorld: Benchmarking multimodal agents for open-ended tasks in real computer environments. NeurIPS (2024)
28. Xu, R., Ma, K., Yu, W., Zhang, H., Ho, J.C., Yang, C., Yu, D.: Retrieval-augmented GUI agents with generative guidelines. EMNLP (2025)
29. Yang, B., Jin, K., Wu, Z., Liu, Z., Sun, Q., Li, Z., Xie, J., Liu, Z., Xu, F., Cheng, K., Li, Q., Wang, Y., Qiao, Y., Wang, Z., Ding, Z.: OS-Symphony: A holistic framework for robust and generalist computer-using agent. arXiv preprint arXiv:2601.07779 (2026)
30. Yao, S., Zhao, J., Yu, D., Du, N., Shafran, I., Narasimhan, K., Cao, Y.: ReAct: Synergizing reasoning and acting in language models. ICLR (2023)
31. Zhang, B., Shang, Z., Gao, Z., Zhang, W., Xie, R., Ma, X., Yuan, T., Wu, X., Zhu, S.C., Li, Q.: TongUI: Internet-scale trajectories from multimodal web tutorials for generalized GUI agents. AAAI (2026)
32. Zhang, C., Li, L., He, S., Zhang, X., Qiao, B., Qin, S., Ma, M., Kang, Y., Lin, Q., Rajmohan, S., Zhang, D., Zhang, Q.: UFO: A UI-focused agent for Windows OS interaction. arXiv preprint arXiv:2402.07939 (2024)
33. Zhang, Y., Guo, X., Goh, Y., Hu, J., Chen, Z., Wang, X., Gao, D., Shou, M.Z.: ShowUI-Aloha: Human-taught GUI agent. arXiv preprint arXiv:2601.07181 (2026)
34. Zivkovic, Z.: Improved adaptive Gaussian mixture model for background subtraction. ICPR (2004)

A Prompt Structures for Agent Integration

This appendix provides the full prompt structures used for injecting **GUIDE** knowledge into both integration modes.

A.1 Mode A: AgentS Multi-Agent System

Worker System Prompt (Planning Injection). The Worker system prompt is constructed from a base procedural memory template (action API documentation and response format instructions). When **PLANNING** knowledge is available, the following block is inserted verbatim into the guidelines section before being passed to the model:

```
[Agent guidelines and action API]

### Reference Plan from a Similar Task
A step-by-step plan was extracted from a demonstration
video showing how a similar task was completed. Use it as
a starting point to guide your approach -- follow the
general workflow, and adapt each step to the current task
and UI state as needed.

VIDEO_PLANNING

> If the plan does not match your current UI state or task
> requirements, trust what you see in the screenshot and
> proceed independently.

### END OF GUIDELINES
[Screenshot + interaction history]
```

VIDEO_PLANNING is replaced at runtime with the **PLANNING** text retrieved for the current task. When no **PLANNING** knowledge is retrieved the entire block is omitted.

Grounding Agent Prompt (Grounding Injection). The visual grounding agent is queried once per action to resolve a natural-language element description into screen coordinates. When **GROUNDING** knowledge is available, the prompt is:

```
Reference knowledge from similar tasks (element
locations and descriptions):
{video_grounding}

Based on the screenshot, locate the target element:
{element_description}
Output only the coordinate of one point in your response.
```

[Current screenshot]

When no **GROUNDING** knowledge is retrieved, the first paragraph is omitted and only the `element_description` and screenshot are sent.

A.2 Mode B: Single-Model Agent (Qwen3-VL / Seed-1.8)

Unified System Prompt. Both knowledge streams are injected into a single system prompt that also contains the tool definitions. The knowledge block appended after the tool schema is shown below (square-bracket notes are editorial):

```
[Tool definitions and function call schema]

# External Knowledge from Similar Tasks

## Video Planning Reference (Optional Guidance)
You are provided with planning trajectories from
demonstration videos of similar tasks. These serve as
**reference materials only** and should be used with
caution.

**IMPORTANT: Use as Reference, Not Instruction**:
- The video planning is a **suggestion**, not a
  requirement -- always prioritize your own analysis
  of the current task and screenshot
- Video demonstrations may differ from your actual task
  in important ways (different data, different UI state,
  different requirements)
- **Only use video planning when**:
  * The task is highly similar (same application, same
    type of operation, same general workflow)
  * The planning clearly aligns with your current task
    requirements
  * You can verify each suggested step applies to your
    specific situation

**How to Use Video Planning Safely**:
- **Extract General Patterns**: Focus on the overall
  workflow structure, not specific UI elements
- **Verify Applicability**: Confirm each suggestion
  makes sense for your current screenshot and task
- **Adapt Critically**: Modify the approach to fit your
  specific requirements -- never blindly follow steps
- **Trust Your Analysis**: If the video planning
  conflicts with what you observe in the screenshot,
  trust the screenshot
```

```

**When to Ignore Video Planning**:
- Low relevance: different application, operation type,
  or workflow
- Conflicts with current state: suggestions don't match
  your screenshot
- Unclear or ambiguous: default to your own analysis

**Video Planning for Similar Tasks**:
{video_planning}

**Critical Reminder**: Always verify each step against
the current screenshot and task requirements before
proceeding. Your independent analysis takes priority.

## Video Grounding Reference (UI Elements from Similar
Tasks)
You are provided with GUI element descriptions from
demonstration videos. These include element appearance,
position, and function.

**IMPORTANT: Use with Caution**:
- Descriptions come from **similar but different tasks**
  and may not match your current UI
- Use as **hints about what to look for**, not as
  precise instructions

**How to Use Video Grounding Safely**:
- **Verify Against Screenshot**: Always check if
  described elements actually exist in your current
  screenshot before acting on them
- **Look for Analogous Elements**: If described elements
  don't exist, look for similar ones serving the same
  purpose

**GUI Elements from Similar Tasks**:
{video_grounding}

**Critical Reminder**: Always verify against the actual
screenshot before taking any action. The screenshot is
your source of truth.

```

When only one channel is retrieved the corresponding subsection is omitted entirely.

Structured Thought Template. The response format enforces step-by-step reasoning that actively references both knowledge channels. The full format (for the case where both **PLANNING** and **GROUNDING** knowledge are available) is:

```

# Response format

For each step, output exactly in this order:

1) Thought: Analyze the current screenshot. Use the
   video planning to identify which stage of the
   workflow you are in and what to do next. Use the
   video grounding to help locate the relevant UI
   element -- then verify it exists in your current
   screenshot. Write 2-4 concise sentences.
2) Action: A short imperative describing what to do.
3) A single <tool_call>...</tool_call> block with JSON:
   {"name": "computer_use", "arguments": {...}}.

Rules:
- Always start your response with "Thought:".
- Use video planning for workflow understanding; use
  grounding to identify elements.
- Always verify elements in your current screenshot
  before acting. If they differ from the video, trust
  the screenshot.
- Output order: Thought -> Action -> tool_call.
- To finish the task, use action=terminate.

Example:
Thought: The video planning shows inserting a chart as
the next step after setting up the data. I am at that
stage now. The video grounding describes the "Insert"
menu tab as a text label near the top of the LibreOffice
Calc window below the title bar. I can see the Insert
tab in the menu bar of my current screenshot.
Action: Click the Insert tab to open chart insertion
options.
<tool_call>
{"name": "computer_use", "arguments":
  {"action": "left_click", "coordinate": [200, 45]}}
</tool_call>

```

This format instructs the model to: (1) identify its current position in the video workflow using **PLANNING** knowledge, (2) cross-reference **GROUNDING** element descriptions against the live screenshot, and (3) emit a grounded action. Flexible degradation is built in: when only **PLANNING** is available the Thought step reads “Reference the video planning to identify your current stage in the workflow”; when only **GROUNDING** is available it reads “Check the video grounding descriptions to understand what the element looks like, then locate it in your current screenshot”; when neither is retrieved the Thought simplifies to a one- to two-sentence screenshot analysis.

B Implementation Details and Benchmark

Benchmark Details. OSWorld [27] executes tasks inside live Ubuntu virtual machines at 1920×1080 resolution. Each task specifies an initial environment state and a natural-language instruction; task completion is assessed by execution-based evaluation scripts that compare the resulting system state against a gold reference, yielding a score in $[0, 1]$. The 361 evaluated tasks span 10 application domains: LibreOffice Calc (47), Impress (47), Chrome (46), GIMP (26), OS operations (24), Writer (23), VS Code (23), VLC (17), Thunderbird (15), and cross-application workflows (93). The maximum number of interaction steps per task is set to 50.

Pipeline Configuration. **GUIDE**’s retrieval pipeline uses GPT-4.1 [18] for query generation, GPT-4.1-mini for query simplification, GUI domain classification, and relevance scoring, and OpenAI Whisper [20] (base model) for ASR with word-level timestamps. The annotation pipeline uses OmniParser [17] for UI element detection, GPT-5.1 [19] for frame-pair inverse dynamics annotation (Eq. 1), and GPT-5.1 for planning-grounding decomposition. Keyframe extraction uses MOG2 [34] with foreground threshold = 10 000 for videos under 600 s. Adaptive top- K retains at most $K=2$ videos with relevance ≥ 0.5 for non-top-1 candidates. For grounding injection, the default maximum number of UI elements is $k=7$ (ablated in Sec. 4.3). Seed-1.8 uses temperature = 1.0 with thinking mode enabled; Qwen3-VL-8B uses temperature = 1.0 with thinking mode enabled.

C Full Per-Domain Ablation Results

Tab. 3 provides the full per-domain breakdowns for the two ablation studies summarised in the main text (Tab. 2).

D Meaningful Filter Evaluation

We conduct a human verification study to evaluate whether the **Meaningful** filter correctly removes visually changing but semantically invalid annotation candidates. Three annotators each label 100 randomly sampled tutorial videos, with 15 extracted keyframes per video, yielding 4,500 evaluated frames in total. Each frame is labeled as *GUI-valid*, *non-GUI*, or *idle no-action* (static content without an actual GUI operation). We treat the latter two categories as invalid frames that should be filtered out by **Meaningful**. Labeling one video’s 15 extracted keyframes takes approximately 4.5 minutes, yielding 1,350 minutes (22.5 hours) for the 300-video study, or 450 minutes (7.5 hours) per annotator.

Among the 4,500 evaluated frames, 1,227 are labeled invalid by humans, including 1,031 non-GUI frames and 196 idle no-action frames. The system correctly filters 1,124 invalid frames and mistakenly filters 47 valid GUI frames. This yields 96.0% precision, 91.6% recall, and 93.7% F1 for invalid-frame filtering overall. The filter is especially effective on non-GUI content, correctly removing

Table 3: Full per-domain ablation results on the 50-task subset (Seed-1.8, score %). **(a)** **Grounding** element count k ($k=0$: **planning**-only). **(b)** Annotation model ($k=5$); all annotators share the same **GUIDE** pipeline. Best result per domain in **bold**. Domain task counts: Chrome (6), GIMP (8), Calc (8), Impress (5), Writer (5), Multi (6), OS (1), ThBrd (3), VLC (5), VSCode (3).

(a) Element count k											
k	Overall	Chrome	GIMP	Calc	Impress	Writer	Multi	OS	ThBrd	VLC	VSCode
0	41.82	33.3	37.5	37.5	20.0	39.4	58.7	100.0	66.7	20.0	66.7
1	45.00	33.3	50.0	37.5	40.0	80.0	25.0	100.0	33.3	40.0	66.7
3	49.69	50.0	55.0	25.0	20.0	40.0	65.6	100.0	66.7	38.1	66.7
5	53.81	50.0	37.5	37.5	60.0	80.0	50.0	100.0	66.7	58.1	66.7
7	47.88	33.3	50.0	37.5	20.0	60.0	65.7	100.0	66.7	60.0	33.3
10	48.66	50.0	25.0	37.5	40.0	40.0	73.7	100.0	66.7	58.1	66.7
15	48.66	50.0	25.0	37.5	60.0	60.0	57.1	100.0	66.7	58.1	33.3

(b) Annotation model											
Annotator	Overall	Chrome	GIMP	Calc	Impress	Writer	Multi	OS	ThBrd	VLC	VSCode
No Annotation	32.0	16.7	25.0	25.0	20.0	20.0	50.0	100.0	66.7	20.0	66.7
GPT-4.1 Mini	47.7	50.0	37.5	37.5	20.0	40.0	65.6	100.0	66.7	58.1	66.7
Qwen3-VL-8B	51.8	50.0	62.5	25.0	40.0	60.0	50.0	100.0	66.7	58.1	66.7
GPT-5.1	53.8	50.0	37.5	37.5	60.0	80.0	50.0	100.0	66.7	58.1	66.7
Seed-1.8	57.8	33.3	62.5	50.0	80.0	60.0	50.0	100.0	66.7	58.1	66.7

1,019/1,031 non-GUI frames (98.8%), while idle no-action frames are more challenging at 105/196 (53.6%). Most false positives come from genuinely valid frames with only slight cursor movement or limited visible change, which makes the interaction appear semantically weak despite being part of a real operation.

Result Analysis. The observed error pattern is consistent with the design of **GUIDE**'s annotation pipeline (Sec. 3.3) and the representative examples in Fig. 6. **Meaningful** is predicted jointly from the visual pair (s_t, s_{t+1}) , the OmniParser element graphs (E_t, E_{t+1}) , and the semantic context $(T_{\text{topic}}, C_{\text{sub}})$ within the inverse-dynamics annotator f_{IDM} . Accordingly, non-GUI frames are comparatively easy to reject: their OmniParser outputs are often nearly empty or lack plausible interactive structure, and this weak element evidence is further reinforced by subtitle/topic context that does not describe an operation, yielding 98.8% recall.

By contrast, idle no-action frames remain visually valid GUI states, with non-empty element graphs and domain-consistent interface structure. Their difficulty lies not in GUI recognition but in temporal action inference: the model must determine that no task-progressing operation occurred between two visually similar interface states. This is precisely the failure mode left unresolved by pixel-change-based keyframe extraction alone, and explains the lower recall on idle no-action frames (53.6%).

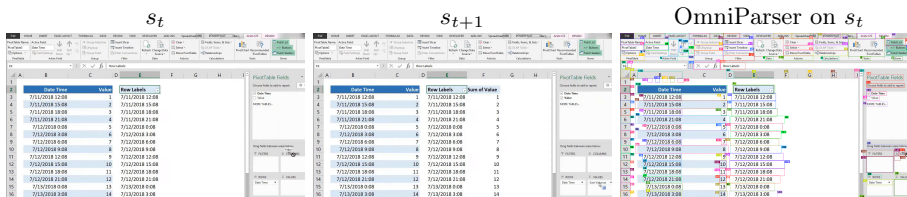
The 47 false positives are mainly valid operations with weak cursor motion or limited appearance change, indicating a conservative bias when temporal

(a) Non-GUI frame pair correctly filtered by Meaningful



OmniParser detects only a few generic text regions, providing little useful interactive structure for GUI grounding.

(b) Idle no-action GUI pair correctly filtered by Meaningful



Despite dense UI element detections, no task-progressing operation occurs between the two states.

Fig. 6: Representative examples for the Meaningful evaluation. Top: a non-GUI intro pair from a retrieved video segment, where OmniParser captures only sparse text regions rather than actionable UI structure. Bottom: an idle no-action GUI pair, where the interface remains semantically valid and richly parsed, but the transition does not contribute transferable planning or grounding knowledge.

Table 4: Human evaluation of the Meaningful filter. Category-specific numbers report filtering recall because the provided annotations support a clean subtype breakdown on false negatives but not on false positives.

Evaluation target	Count	Correctly filtered	Metric
Invalid frames (overall)	1,227	1,124	P = 96.0, R = 91.6, F1 = 93.7
Non-GUI frames	1,031	1,019	Recall = 98.8
Idle no-action frames	196	105	Recall = 53.6

evidence is subtle. For the downstream pipeline, this trade-off is acceptable: excluding a small number of weak-but-valid steps is less harmful than allowing invalid transitions to contaminate the “Thought & Action NLP” trajectory and the subsequent **PLANNING** / **GROUNDING** decomposition. Thus, the filter primarily serves to protect downstream knowledge quality.

E Annotation Cost Analysis

We report the *full pipeline API cost* under the default configuration described in Sec. B: GPT-4.1 for query generation, GPT-4.1-mini for query simplification, GUI classification, and relevance scoring, and GPT-5.1 for frame-pair inverse-dynamics annotation plus planning-grounding decomposition. Whisper ASR and OmniParser are executed locally, so they are part of the pipeline but do not

Table 5: Retrieval API usage per task. Query generation uses GPT-4.1 at \$2.00 / \$8.00 per 1M input / output tokens; the remaining retrieval calls use GPT-4.1-mini at \$0.40 / \$1.60.

Stage	Calls	In/Out Tok.	Price	Cost
Query generation	1	109 / 10	2.00 / 8.00	\$0.0003
Query simplification	1	268 / 20	0.40 / 1.60	\$0.00014
GUI class. + topic	~15	43.38K / 525	0.40 / 1.60	\$0.0182
Relevance scoring	1	436 / 25	0.40 / 1.60	\$0.00021
Total / task	~18	44.19K / 580	mixed	\$0.0188

contribute API charges in this accounting. All numbers below therefore measure *external model API consumption only*.

Retrieval-stage accounting. The retrieval pipeline has four API stages: one GPT-4.1 query-generation call, one GPT-4.1-mini query-simplification call, approximately 15 GPT-4.1-mini GUI-classification/topic-extraction calls after metadata pre-filtering, and one GPT-4.1-mini batch relevance-scoring call over approximately 8 surviving GUI candidates. The stage counts follow the empirical funnel reported in Fig. 2: 50+ initial candidates \rightarrow ~15 metadata-valid candidates \rightarrow ~8 GUI videos \rightarrow top- $K \leq 2$ retained videos. Prompt lengths are estimated directly from the implementation, using the subtitle truncation cap of 10,000 characters in the retrieval pipeline.

With current OpenAI API pricing, the retrieval stage costs about \$0.0188 per task. This is small relative to annotation, but not negligible at benchmark scale, so we include it explicitly instead of reporting annotation cost alone.

Annotation-stage accounting. For annotation, we use file-measured statistics from an actual processed tutorial video in the current pipeline. Each selected video yields 15 frame-pair GPT-5.1 calls (30 keyframes total), of which about 11 are meaningful and 4 are invalid/non-GUI transitions filtered by `Meaningful`. The consolidated trajectory is then sent to GPT-5.1 once for planning decomposition and once for grounding decomposition. Under the representative *typical-task* regime, each valid frame uses approximately 10K OmniParser characters and each invalid frame uses approximately 100 characters. Using the same file-level token protocol as in the measured statistics (4 characters \approx 1 token, 2,125 tokens per 1920 \times 1080 image, 550 static prompt tokens per frame-pair call, and a 2,728-token consolidated trajectory), the 127,200 frame-pair IDM input tokens are composed of 63,750 image tokens (30 images), 55,200 OmniParser JSON tokens (two parsed element files per call), and 8,250 static prompt tokens. The remaining video-level inputs come from the two decomposition calls, contributing 3,178 input tokens for planning and 3,178 for grounding, yielding 133,556 total input tokens; the corresponding outputs are 6,350 for frame-pair IDM, 546 for planning, and 1,650 for grounding.

Thus, annotation dominates the end-to-end spend: one selected video costs about \$0.252 with GPT-5.1, while one retrieval attempt costs only about \$0.019. Within

Table 6: Annotation API usage per selected video in the typical-task regime. Costs use GPT-5.1 at \$1.25 / \$10.00 per 1M input / output tokens.

Stage	Calls	In/Out Tok.	Price	Cost
Frame-pair IDM	15	127.20K / 6.35K	1.25 / 10.00	\$0.2225
Planning split	1	3.18K / 546	1.25 / 10.00	\$0.0094
Grounding split	1	3.18K / 1.65K	1.25 / 10.00	\$0.0205
Total / video	17	133.56K / 8.55K	1.25 / 10.00	\$0.252

Table 7: Full benchmark API cost under the default configuration.

Module	Units	Cost	Share
Retrieval	$361 \times \$0.0188$	\$6.8	5.9%
Annotation	$\sim 427 \times \$0.252$	\$107.8	94.1%
Total	–	\$114.6	100%

annotation, the repeated frame-pair inverse-dynamics stage is the main driver, accounting for 127.20K / 6.35K of the total 133.56K / 8.55K input / output tokens and \$0.2225 of the \$0.252 per-video spend. Under a more demanding *complex-GUI* regime, where valid frames carry about 17K OmniParser characters on average, the per-video total rises to 172,452 input and 8,546 output tokens, corresponding to about \$0.301 with GPT-5.1, \$0.048 with GPT-4.1-mini, \$0.029 with Seed-1.8, and \$0.014 with Qwen3-VL-8B.

Benchmark-scale total cost. On OSWorld, retrieval is attempted for all 361 evaluation tasks. As reported in Sec. 4.5, 299 tasks retrieve at least one relevant video and 42.7% of those retrieve a second one, yielding approximately 427 selected videos for annotation. Combining Tab. 5 and Tab. 6, the default end-to-end API spend for the full benchmark is summarized in Tab. 7.

Advantage over manual annotation. Compared with the standard GUI-agent pipeline of manually annotating task trajectories and then fine-tuning on those demonstrations, **GUIDE** is substantially more efficient. Each manually labeled trajectory requires a human annotator to execute the task, record the correct action sequence, and often revise the trace for training use, making the per-example cost much higher than the API-only cost reported above. In addition, manual-annotation-and-fine-tuning pipelines are inherently offline: adapting to a new task or a changed software interface requires collecting new demonstrations and repeating data curation and training. By contrast, **GUIDE** retrieves up-to-date web tutorials and converts them into task-specific knowledge automatically at inference time, providing a faster and more practical mechanism for real-time adaptation.

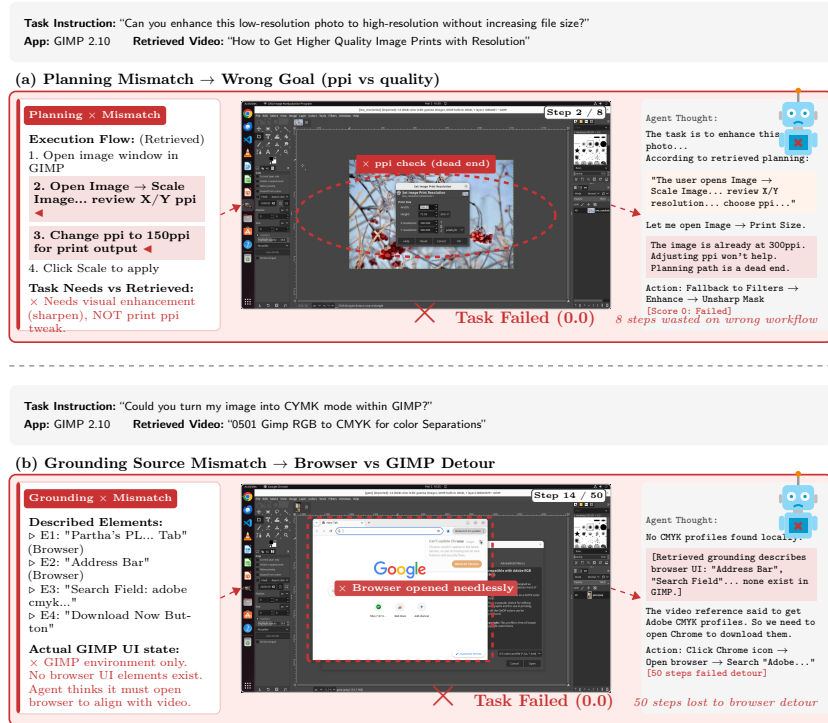


Fig. 7: Failure Cases: When Annotations Mislead the Agent. (a) **Planning mismatch:** The retrieved video targets print-resolution (ppi) tuning while the task requires pixel-level visual quality enhancement without increasing file size. Following the retrieved planning, the agent opens the Print Resolution dialog—only to find the image is already at 300 ppi, a dead end. It falls back to Unsharp Mask but still fails (8 steps wasted). (b) **Grounding mismatch:** The retrieved video demonstrates CMYK profile installation via a web browser; the grounding knowledge therefore describes browser UI elements (tabs, address bar, search field) entirely absent from the GIMP-only task environment. The agent opens Chrome to download the profiles and exhausts all 50 steps in a fruitless browser detour.

F Failure Case Analysis

In this section, we present concrete failure examples where injected knowledge misleads the agent into erroneous task execution. We identify two primary failure modes: (1) *planning mismatch*, where retrieved planning knowledge prescribes an incorrect workflow or goal for the given task; and (2) *grounding mismatch*, where retrieved grounding knowledge describes UI elements absent from the actual task environment. Figure 7 illustrates representative examples of each mode. In panel (a), the retrieved video targets print-resolution (ppi) tuning while the task requires visual quality enhancement without increasing file size; the agent follows the planning into a dead end, wasting 8 steps. In panel (b), the retrieved video covers CMYK profile installation via a web browser, so grounding describes

browser-only UI elements; finding no browser in the GIMP-only environment, the agent opens Chrome itself and exhausts all 50 steps in a fruitless detour. Figure 8 presents additional examples of the same two failure modes with distinct characteristics. In panel (a), planning knowledge describes a plugin-installation workflow (darktable) while the task is direct RAW-to-JPEG conversion; 13 steps are wasted on terminal commands. In panel (b), the retrieved video is an animated slide deck rather than a software screencast; grounding describes presentation elements (title cards, navigation buttons) entirely absent from the GIMP workspace, leaving the agent without actionable visual guidance.

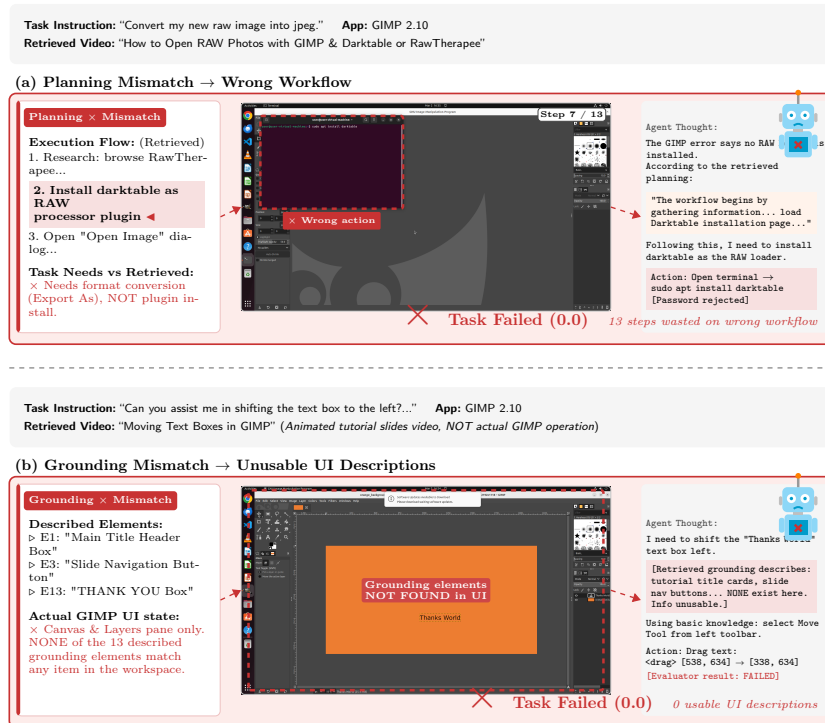


Fig. 8: Additional Failure Cases. (a) **Planning mismatch:** The retrieved video describes installing a RAW-processing plugin (darktable) rather than direct format conversion. The agent follows the retrieved planning and wastes 13 steps executing terminal commands to install software before ultimately failing. (b) **Grounding mismatch:** The retrieved video is an animated tutorial slide deck rather than an actual GIMP screencast. The grounding knowledge describes presentation elements (title cards, slide navigation buttons) absent from the real GIMP workspace; the agent falls back on basic knowledge and fails the task.

Discussion. These failure cases collectively reveal **GUIDE**'s dependence on retrieval quality. When the retrieval engine selects a semantically adjacent but procedurally mismatched video—as in the ppi-tuning case (Fig. 7(a)) or the plugin-installation case (Fig. 8(a))—the injected planning knowledge directly derails

the agent by prescribing the wrong goal or workflow. When the retrieved video’s format fundamentally differs from a standard software screencast—whether it involves browser-based downloads (Fig. 7(b)) or animated slide presentations (Fig. 8(b))—the grounding stage produces descriptions of UI elements absent from the task environment, leaving the agent without actionable guidance. These observations motivate two complementary mitigations: (1) stricter procedural consistency filtering at the semantic retrieval stage to exclude videos whose described workflow differs from the task objective, and (2) video format classifiers to screen out non-screencast sources prior to annotation.