

SHADOW: Seamless Handoff And Zero-Downtime Orchestrated Workload Migration for Stateful Microservices

Hai Dinh-Tuan

Technische Universität Berlin

Berlin, Germany

hai.dinh-tuan@tu-berlin.de

Abstract—Migrating stateful microservices in Kubernetes requires careful state management because in-memory state is lost when a container restarts. For StatefulSet-managed workloads, the problem is compounded by identity constraints that prohibit two pods with the same ordinal from running simultaneously, forcing a sequential stop-recreate cycle with a median 38.5 s of service downtime. This paper presents SHADOW (Seamless Handoff And Zero-Downtime Orchestrated Workload Migration), a Kubernetes-native framework that implements the Message-based Stateful Microservice Migration (MS2M) approach as a Kubernetes Operator. SHADOW introduces the *ShadowPod* strategy, where a shadow pod is created from a CRIU checkpoint image on the target node while the source pod continues serving traffic, allowing concurrent operation during message replay. For StatefulSet workloads, an identity swap procedure with the *ExchangeFence* mechanism re-checkpoints the shadow pod, creates a StatefulSet-owned replacement, and drains both message queues to guarantee zero message loss during the handoff. An evaluation on a bare-metal Kubernetes cluster with 280 migration runs across four configurations and seven message rates (10–120 msg/s) shows that, compared to the sequential baseline on the same StatefulSet workload, the *ShadowPod* strategy reduces the restore phase by up to 92%, eliminates service downtime entirely, and reduces total migration time by up to 77%, with zero message loss across all 280 runs.

Index Terms—microservices, live migration, Kubernetes, container checkpointing, CRIU, stateful services, operator pattern

I. INTRODUCTION

The increasing adoption of microservice architectures in cloud-native and cloud/edge environments has introduced new challenges around service mobility. While stateless services can be rescheduled across cluster nodes, stateful microservices that maintain in-memory state for performance-critical operations require careful state management during migration. Traditional migration techniques, originally developed for virtual machines, treat service state as an opaque memory block and rely on pre-copy or post-copy mechanisms that introduce additional complexity and network overhead [1], [2].

The Message-based Stateful Microservice Migration (MS2M) framework [3] addresses this challenge by using the application’s own messaging infrastructure to reconstruct state on the target node. Rather than copying raw memory, MS2M checkpoints the running container, restores it on a target node, and replays buffered messages to synchronize state,

reducing downtime to the brief checkpoint creation phase. A subsequent extension [4] integrated MS2M into Kubernetes using Forensic Container Checkpointing (FCC) [5], introduced a threshold-based cutoff mechanism for bounded replay times, and adapted the procedure for StatefulSet workloads using a Sequential (stop-then-recreate) strategy.

However, the Kubernetes integration in [4] exhibited two performance bottlenecks. First, the restore phase for StatefulSet pods required a median of 38.5 seconds due to Kubernetes’ identity constraints, which prohibit two pods with the same StatefulSet-managed hostname from running simultaneously. This forced a sequential stop-recreate cycle, during which the service was completely unavailable. Second, the checkpoint transfer phase consumed a median of 5.4 seconds for a 27 MB checkpoint, as the process involved building an OCI-compliant container image, pushing it to a container registry, and pulling it on the target node. Additionally, the migration was orchestrated by an out-of-band agent (*Migration Manager*) that communicated with the cluster via `kubectl`, operating outside Kubernetes’ declarative resource model.

This paper presents SHADOW (Seamless Handoff And Zero-Downtime Orchestrated Workload Migration), a Kubernetes-native framework that addresses these limitations through three contributions:

- 1) *Kubernetes Operator*: a Custom Resource Definition (*StatefulMigration*) and an idempotent state machine reconciler that replaces the *Migration Manager* with a Kubernetes-native control loop.
- 2) *ShadowPod Migration Strategy*: a shadow pod is created on the target node from the checkpoint image while the source pod continues serving, allowing concurrent operation during message replay. This works for both Deployment- and StatefulSet-managed workloads.
- 3) *Identity Swap via ExchangeFence*: after *ShadowPod* migration on a StatefulSet, the shadow pod is orphaned outside the StatefulSet’s ownership. SHADOW provides an identity swap procedure that re-checkpoints the shadow pod, creates a StatefulSet-owned replacement, and uses the *ExchangeFence* mechanism (unbinding, draining queues, and rebinding) to guarantee zero message loss during this handoff.

II. BACKGROUND AND PRIOR WORK

A. The MS2M Framework

The Message-based Stateful Microservice Migration (MS2M) framework [3] was designed for message-driven microservices that derive their state from processed message streams. Unlike traditional migration approaches that treat service state as an opaque memory block, MS2M uses a property of message-driven architectures: *service state is the deterministic result of the messages a service has processed*. This makes state reconstruction possible through message replay rather than low-level memory transfer.

The framework defines a five-phase migration procedure coordinated by a Migration Manager: (1) **Checkpoint Creation** – the source container is briefly paused using CRIU [6] to create a process checkpoint while a secondary queue buffers incoming messages; (2) **Checkpoint Transfer** – the archive is sent to the target host while the source continues serving; (3) **Service Restoration** – the checkpoint is restored on the target; (4) **Message Replay** – the restored instance processes buffered messages from the secondary queue; and (5) **Finalization** – the target switches to the primary queue and the source is terminated.

A key assumption is that service state is fully determined by processed messages. During replay, source and target consume from separate queues, so no message is consumed twice. Applications must suppress side effects during replay (detectable via `START_REPLAY/END_REPLAY` control messages) or ensure idempotent downstream operations.

The original proof-of-concept [3] demonstrated a 19.92% reduction in service downtime compared to traditional stop-and-copy migration.

B. Kubernetes Integration

The integration of MS2M into Kubernetes [4] required adapting the framework to the platform’s declarative, desired-state resource model. This used *Forensic Container Checkpointing* (FCC) [5], an experimental Kubernetes feature (since v1.25) that extends the kubelet API to create CRIU checkpoints of running containers without requiring direct access to the container runtime. Checkpoint transfer was implemented by packaging the archive as an OCI-compliant container image and pushing it to a container registry, from which the target node pulls during pod creation. That work identified two key challenges:

Unbounded Replay Time: When the incoming message rate approaches the service’s processing capacity, the replay queue grows indefinitely, making migration time unpredictable. A *Threshold-Based Cutoff Mechanism* was introduced to address this: the source service is terminated after a calculated duration $T_{\text{cutoff}} \leq \frac{T_{\text{replay_max}} \cdot \mu_{\text{target}}}{\lambda}$, bounding the number of messages to replay and guaranteeing migration completion within a specified time window.

StatefulSet Constraints: StatefulSet pods possess stable, unique network identities that Kubernetes enforces by prohibiting two pods with the same ordinal index from running

simultaneously. This prevents the concurrent source-target operation that MS2M relies on, forcing a sequential stop-recreate cycle (*Sequential strategy*) that dominated migration time at a median of 38.5 seconds. The prior work treated this as an inherent limitation of StatefulSet workloads.

C. Kubernetes Operators

A Kubernetes Operator [7] is a design pattern that combines a Custom Resource Definition (CRD) with a dedicated controller to manage application-specific operational knowledge. The controller implements a *reconcile loop* that continuously compares the desired state (expressed in the custom resource’s `spec`) with the actual cluster state and takes corrective actions to converge. This declarative model provides automatic retry on failure, leader election for high availability, integration with Kubernetes Role-Based Access Control (RBAC) and audit logging, and native observability through resource status fields and Kubernetes events.

III. SYSTEM DESIGN

This section presents the architecture of SHADOW¹ and its two optimization strategies. Figure 1 provides an overview of the system components.

A. The SHADOW Operator

SHADOW implements the MS2M migration procedure as a Kubernetes Operator using the `controller-runtime` framework [8]. The operator manages a custom resource, `StatefulMigration`, whose specification declares the migration intent and whose status reflects the current progress.

1) *Custom Resource Definition*: The `StatefulMigration` CRD (API group: `migration.ms2m.io/v1alpha1`) captures the migration intent through the following key specification fields:

- `sourcePod`: The name of the pod to migrate.
- `targetNode`: The destination worker node.
- `migrationStrategy`: `Sequential` or `ShadowPod`. Auto-detected from the pod’s owner reference chain if not specified.
- `transferMode`: `Registry` (default) or `Direct` (node-to-node via `ms2m-agent`).
- `messageQueueConfig`: RabbitMQ connection details, queue name, and exchange name for the replay mechanism.
- `replayCutoffSeconds`: Maximum duration for the cutoff mechanism.

The resource status tracks the current `phase`, per-phase durations (`phaseTimings`), the checkpoint identifier, and metadata cached from the source pod (labels, container specs, owner references).

¹The SHADOW implementation is publicly available at <https://github.com/haidinhuan/shadow>

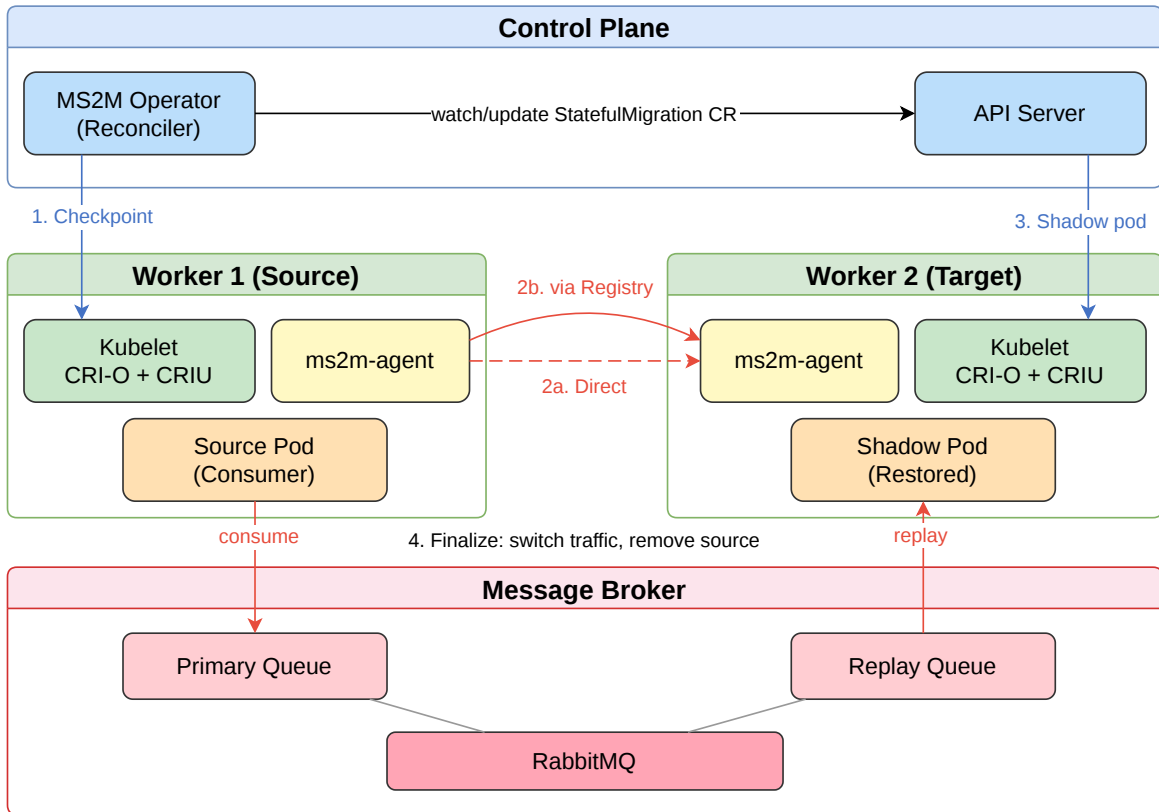


Fig. 1. Architecture of the SHADOW framework. The reconciler watches StatefulMigration custom resources and orchestrates migration through the API server: checkpoint creation via the kubelet API (1), checkpoint transfer between ms2m-agent instances (direct) or via registry (2), shadow pod creation on the target node (3), and traffic switchover during finalization (4).

2) *State Machine Reconciler*: The reconciler implements the MS2M five-phase procedure as an idempotent state machine with seven phases, illustrated in Figure 2: Pending, Checkpointing, Transferring, Restoring, Replaying, Finalizing, and Completed (or Failed). Each reconciliation invocation dispatches to the handler for the current phase, which either advances to the next phase or re-queues for a later attempt.

Phase handlers are *idempotent*: re-entering a phase after a transient failure does not corrupt migration state. The reconciler implements *phase chaining* (executing synchronously-completed phases within a single API call) and *exponential polling backoff* for long-running phases, reducing API server load. Wall-clock durations for each phase are recorded in `status.phaseTimings` for built-in instrumentation.

When `migrationStrategy` is not specified, the operator auto-detects it from the pod’s owner reference chain (StatefulSet → Sequential, Deployment → ShadowPod), but this can be overridden explicitly.

B. ShadowPod Migration Strategy

The ShadowPod strategy removes the sequential restore bottleneck by allowing source and target pods to operate concurrently during the replay phase. Kubernetes Services route traffic based on *label selectors*, while StatefulSet identity

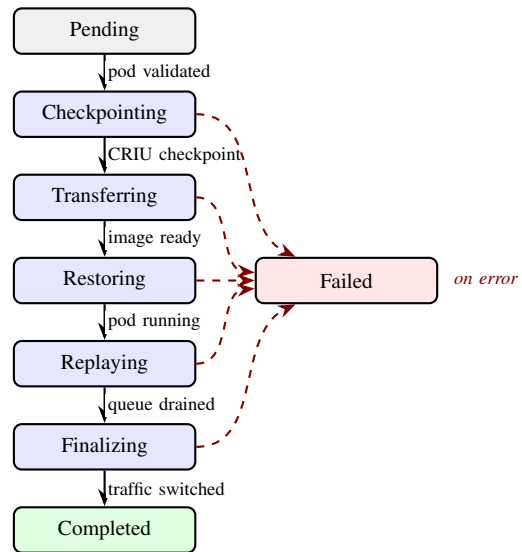


Fig. 2. State machine of the StatefulMigration reconciler. The reconcile loop dispatches to the handler for the current phase, advancing on success or transitioning to Failed on error. Each handler is idempotent for safe retry.

constraints are enforced through *owner references*. A shadow pod that carries the same application labels but is not owned by the StatefulSet can coexist with the original pod and receive

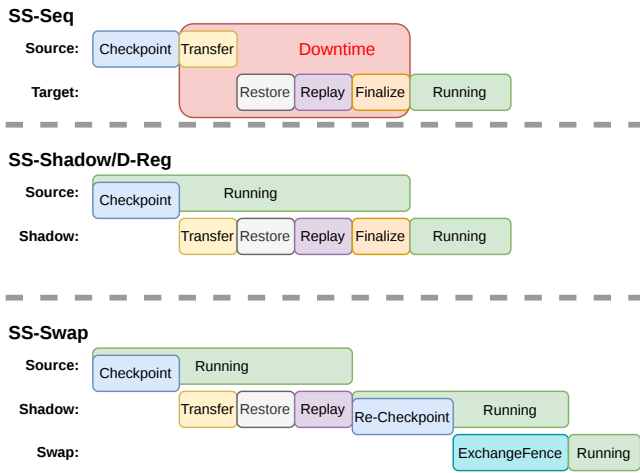


Fig. 3. Timeline comparison of the migration strategies. SS-Seq: service is unavailable during the 38.5 s restore phase. SS-Shadow/D-Reg: the source continues serving while the shadow pod restores and replays. SS-Swap: after replay, the shadow pod continues serving during the identity swap (re-checkpoint, ExchangeFence), and is replaced only once the StatefulSet-owned replacement is ready. All ShadowPod variants achieve zero downtime.

Service traffic without violating identity constraints.

1) *Core Procedure:* Figure 3 illustrates the key differences between the three StatefulSet strategies. In Sequential, the source pod must be terminated before the target can be created, causing a service gap. In ShadowPod, the shadow pod runs alongside the source. In ShadowPod+Swap, an additional identity swap phase replaces the shadow pod with a StatefulSet-owned replacement.

The ShadowPod strategy modifies the Restoring and Finalizing phases of the migration procedure. During the *Restoring* phase, instead of scaling down a StatefulSet and recreating its pod, the operator creates a new pod named `<source>-shadow` on the target node. This shadow pod uses the checkpoint container image with `imagePullPolicy: Never` (since the image is already present in the target node’s local image store). The shadow pod carries the same application labels as the source pod, so it can receive traffic via the Kubernetes Service immediately upon becoming ready. Both the source pod and the shadow pod run concurrently during this phase and throughout the subsequent replay phase.

Because the shadow pod is restored from a CRIU checkpoint (which includes the running HTTP server thread), its health endpoint is available immediately after restore. Kubernetes marks the shadow pod as Ready and adds it to the Service’s endpoint list, so both pods serve traffic during replay. The source provides fully up-to-date state while the shadow pod’s state converges as replay progresses.

2) *Finalization by Workload Type:* For Deployment-managed pods, finalization sends `END_REPLAY` to the shadow pod, deletes the source pod, patches the Deployment’s `nodeAffinity` to the target node, and cleans up the replay queue. For StatefulSet-managed pods, the StatefulSet is scaled

down by one replica instead of deleting the source directly (which would cause the controller to recreate it). The StatefulSet controller removes the highest-ordinal pod (the source), while the shadow pod continues serving traffic.

3) *Trade-offs:* For StatefulSets, the ShadowPod strategy results in the workload being served by a standalone shadow pod outside StatefulSet ownership. StatefulSet guarantees (ordered scaling, PVC attachments) do not apply. SHADOW therefore targets in-memory stateful services whose state is derived from message processing, not persistent disk storage. For Deployment-managed workloads, no such trade-off exists.

C. Identity Swap via ExchangeFence

The ShadowPod strategy for StatefulSets leaves the workload served by an orphaned shadow pod outside the StatefulSet’s ownership. To restore full StatefulSet management, SHADOW provides an identity swap procedure during the Finalizing phase:

- 1) The shadow pod is re-checkpointed on the target node using a local CRIU dump.
- 2) The StatefulSet is scaled down by one replica, removing the original source pod.
- 3) A replacement pod with the original name (e.g., `consumer-0`) is created from the re-checkpoint image. The StatefulSet controller adopts this pod.
- 4) The shadow pod is terminated.

During step 4, traffic must be handed off from the shadow pod to the replacement pod without message loss. A naive cutoff (terminating the shadow and starting the replacement) risks duplicate processing or lost messages if the handoff is not atomic. SHADOW addresses this with the *ExchangeFence* mechanism:

- 1) A temporary buffer queue is bound to the message exchange.
- 2) The exchange is unbound from both the primary and swap queues, fencing new messages into the buffer.
- 3) Both the primary and swap queues are drained to zero.
- 4) The shadow pod is terminated, the primary queue is rebound to the exchange, and the buffer queue is drained into the replacement pod.

The ExchangeFence provides a consistent cut: no messages are lost because the buffer queue captures all messages during the fence window, and no messages are duplicated because both source queues are fully drained before the handoff completes. This procedure adds latencies to the Finalizing phase (depending on message rate and queue depths) but restores full StatefulSet ownership of the migrated workload.

D. Direct Node-to-Node Transfer

The second optimization targets the container registry round-trip during checkpoint transfer. SHADOW provides two alternatives to Job-based registry transfer. First, when the `ms2m-agent` DaemonSet is present on the source node, the controller delegates the registry push to the agent process, avoiding the overhead of creating and scheduling a Kubernetes Job (agent-assisted registry transfer). Second, the controller

implements a direct transfer mode through worker-to-worker communication that bypasses the registry entirely. All four evaluation configurations use registry-based transfer; the direct mode is not evaluated but is described here as a design contribution.

1) *The ms2m-agent DaemonSet*: The `ms2m-agent` is deployed as a Kubernetes DaemonSet on all worker nodes. The agent exposes an HTTP endpoint (port 9443) that accepts checkpoint archives and performs local image construction. The agent’s pod specification includes `hostPath` volume mounts for `/var/lib/kubelet/checkpoints` (read-only, for accessing FCC checkpoint archives) and `/var/lib/ms2m` (read-write, for temporary image construction).

2) *Transfer Procedure*: When `transferMode: Direct` is specified, the Transferring phase operates as follows:

- 1) The operator creates a transfer Job scheduled on the source node.
- 2) The Job reads the checkpoint archive from the kubelet’s checkpoint directory.
- 3) The Job streams the archive as a multipart HTTP POST to the target node’s `ms2m-agent` at `http://ms2m-agent.ms2m-system.svc:9443/checkpoint`.
- 4) The target agent writes the archive to disk, constructs an OCI-compliant container image (a single uncompressed layer with CRI-O checkpoint annotations), and loads it into the local image store using `skopeo copy`.
- 5) The agent responds with the local image reference, which the operator records in the migration status.

The OCI image uses an uncompressed layer, as CPU compression cost outweighs bandwidth savings on cluster-local networks. This direct path eliminates the registry push/pull round-trip. The default `Registry` transfer mode from [4] remains available as a fallback.

3) *CRIU Hostname Resolution*: After CRIU restore, `gethostname()` returns the source pod’s name (from the UTS (UNIX Time-Sharing) namespace snapshot), causing the control message protocol to listen on the wrong queue. This is resolved by reading `/etc/hostname` (bind-mounted by the runtime, reflecting the actual pod name) instead.

IV. EVALUATION

This section presents the experimental evaluation of SHADOW across four migration configurations, comparing the baseline Sequential approach with the ShadowPod strategy on both StatefulSet and Deployment workloads.

A. Experimental Setup

1) *Infrastructure*: The evaluation was conducted on a bare-metal Kubernetes cluster provisioned on a European cloud provider, consisting of three dedicated servers:

- *Control plane*: 1 node running the Kubernetes API server, scheduler, controller manager, and the MS2M operator.
- *Workers*: 2 nodes serving as alternating source and target for round-trip migrations.

Each server is equipped with 4 dedicated vCPUs, 8 GB RAM, and 80 GB SSD storage. All nodes run Ubuntu 22.04 with Kubernetes v1.32, CRI-O as the container runtime, and CRIU v4.0 compiled from source for checkpoint/restore operations. An in-cluster container registry (deployed in the `registry` namespace) is used for OCI checkpoint image transfer. RabbitMQ 3.13 is deployed as a single-instance StatefulSet for message brokering.

2) *Workload*: The evaluation workload consists of two microservices:

- *Producer*: A Go Deployment that publishes messages to a RabbitMQ fanout exchange at a configurable rate. Each message contains a sequence number and timestamp.
- *Consumer*: A single-replica workload (StatefulSet or Deployment, depending on configuration) implemented in Python. The consumer maintains an in-memory counter of processed messages and the last-seen sequence number as its stateful context. It exposes an HTTP health endpoint on port 8080 that reports the current processing state, serving both as a readiness probe and a downtime measurement target.

The consumer implements the MS2M control message protocol (Section II-A) for queue switching during replay.

3) *Configurations*: Four migration configurations are evaluated, designed to isolate the effect of the ShadowPod strategy and identity swap:

- 1) *SS-Seq* (statefulset-sequential): Baseline from [4]. StatefulSet consumer, Sequential strategy, registry transfer.
- 2) *SS-Shadow* (statefulset-shadowpod): StatefulSet consumer, ShadowPod strategy, registry transfer. Isolates the ShadowPod effect.
- 3) *SS-Swap* (statefulset-shadowpod-swap): StatefulSet consumer, ShadowPod strategy with ExchangeFence identity swap (Section III-C), agent-assisted registry transfer.
- 4) *D-Reg* (deployment-registry): Deployment consumer, ShadowPod strategy, registry transfer.

The comparison between configurations 1 and 2 isolates the effect of the ShadowPod strategy on the same workload type (StatefulSet). The comparison between configurations 2 and 3 isolates the effect of identity swap (and its associated agent-assisted transfer path) on the same workload type. The comparison between configurations 2 and 4 reveals the effect of workload type (StatefulSet vs. Deployment).

4) *Parameters*: Each configuration is evaluated at seven message rates: 10, 20, 40, 60, 80, 100, and 120 messages per second. Each rate–configuration combination is repeated 10 times, yielding $4 \times 7 \times 10 = 280$ total migration runs. The replay cutoff is set to 120 seconds. Between runs, message queues are purged to prevent accumulation, checkpoint images are cleaned from worker nodes to prevent disk exhaustion, and the consumer pod is verified to be ready and processing messages before initiating the next migration.

5) *Downtime Measurement*: Service downtime is measured using an external HTTP probe pod that sends requests to the consumer’s Service endpoint at 10 ms intervals. Downtime is

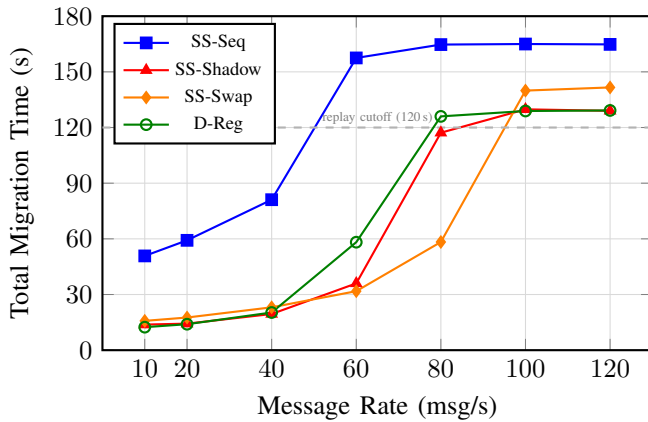


Fig. 4. Total migration time (median, $n = 10$) across message rates. At low rates (≤ 40 msg/s), ShadowPod reduces time by 73–76%. At high rates where the 120s replay cutoff dominates, the reduction narrows to 22%. The dashed line marks the replay cutoff boundary.

the longest contiguous streak of failed probes during the migration window, with a 3 s gap threshold to avoid merging unrelated failures. A dedicated probe pod sends HTTP requests to the consumer’s Service endpoint at 10 ms intervals. Total migration time is the elapsed time from `StatefulMigration` resource creation to the Completed phase.

B. Results

1) *Total Migration Time*: Table I presents the median total migration time ($n = 10$ per cell) for each configuration across all seven message rates. Figure 4 visualizes the trend.

At low rates (10 msg/s), ShadowPod configurations complete in 12.4–13.8 s, a 73–76% reduction from the Sequential baseline of 50.8 s, primarily by eliminating the 38.5 s median restore phase. At high rates (≥ 80 msg/s), the 120 s replay cutoff dominates, narrowing the ShadowPod advantage to 22%. At the intermediate rate of 60 msg/s, SS-Shadow completes in 36.0 s vs. 157.5 s for Sequential (77% reduction).

The SS-Swap configuration shows similar total times to SS-Shadow at low rates (15.8 s vs. 13.8 s at 10 msg/s), with the additional 2 s attributable to the identity swap finalization. At high rates, SS-Swap is 10 s slower than SS-Shadow (141.6 s vs. 129.0 s at 120 msg/s) due to the 17.5 s finalize phase, but still 14% faster than Sequential.

2) *Phase-by-Phase Breakdown*: Tables II and III present the per-phase durations at 10 and 60 msg/s respectively, illustrating the source of the performance improvement at both ends of the rate spectrum.

Checkpointing is consistent at a median of 0.34 s across all configurations. **Transferring** takes 5.0–5.9 s (I/O-bound registry transfer). The **Restoring** phase shows the primary ShadowPod benefit: Sequential requires a median of 38.5 s (StatefulSet identity constraint), while ShadowPod requires only 2.3–3.2 s, a 92% reduction. The **Replaying** phase scales with message rate: at 60 msg/s, SS-Shadow replays in 27.7 s vs. 112.8 s for Sequential, because fewer messages accumulate

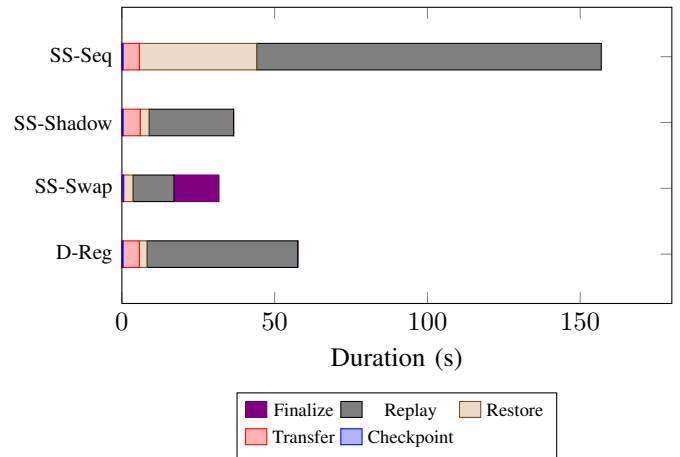


Fig. 5. Phase duration breakdown at 60 msg/s (medians, $n = 10$). The Sequential configuration is dominated by the 38.4 s restore phase. ShadowPod reduces restore to 2.5–2.9 s, shifting the bottleneck entirely to replay.

during the shorter restore window. At ≥ 80 msg/s, all configurations hit the 120 s cutoff. **Finalizing** is near-instantaneous (< 0.1 s). The SS-Swap configuration shows near-zero transfer time (0.19 s at 60 msg/s) due to the agent-assisted registry push (which avoids Kubernetes Job scheduling overhead), but a much longer Finalizing phase (14.73 s) due to the identity swap procedure: re-checkpointing, pod replacement, and ExchangeFence queue draining. Figure 5 visualizes the breakdown at 60 msg/s.

3) *Service Downtime*: Table IV reports the measured service downtime (median, $n = 10$) using the HTTP probe methodology described in Section IV-A5.

The Sequential baseline exhibits a consistent median of 31.1 s of downtime across all rates (rate-independent, determined by the StatefulSet scale-down/up cycle). All three ShadowPod configurations achieve zero measured downtime across all rates and all 210 ShadowPod runs (70 per configuration).

4) *Message Loss*: Across all 280 migration runs, no messages were lost during migration. The message replay mechanism successfully synchronized state between source and target in every completed run across all four configurations and all seven message rates, confirming the zero-loss guarantee of the MS2M framework.

C. Discussion

1) *Interpretation*: The comparison between configurations 1 and 2 isolates the effect of the ShadowPod strategy on the same workload type (StatefulSet). The 92% reduction in restore duration confirms that the StatefulSet identity constraint, which prior work treated as an inherent limitation, can be circumvented by decoupling traffic routing (label selectors) from pod ownership (controller references). Kubernetes Services and StatefulSet identity operate on independent mechanisms, and this separation is what makes zero-downtime migration possible without requiring a workload type change.

The comparison between configurations 2 and 3 isolates the effect of identity swap. SS-Swap’s transfer phase is 25x faster

TABLE I

TOTAL MIGRATION TIME, MEDIAN (SECONDS), $n = 10$ PER CELL. VALUES IN PARENTHESES INDICATE THE INTERQUARTILE RANGE (Q1–Q3).

Rate	SS-Seq	SS-Shadow	SS-Swap	D-Reg
10	50.8 (50.3–80.1)	13.8 (12.3–13.8)	15.8 (14.9–17.4)	12.4 (12.2–13.3)
20	59.2 (58.2–60.0)	14.3 (13.3–44.3)	17.6 (16.7–20.4)	14.0 (13.0–16.3)
40	81.1 (80.2–105.9)	19.5 (18.7–84.8)	23.1 (21.9–28.4)	20.3 (18.9–29.4)
60	157.5 (130.1–164.5)	36.0 (29.1–100.5)	31.8 (30.0–32.8)	58.2 (27.9–108.3)
80	164.7 (163.9–165.2)	117.2 (74.7–129.3)	58.3 (52.5–67.5)	126.0 (103.4–129.7)
100	165.0 (164.5–165.9)	129.8 (128.9–130.9)	139.9 (138.9–140.2)	128.9 (128.4–130.0)
120	164.8 (164.3–165.5)	129.0 (128.5–130.1)	141.6 (141.1–142.0)	129.2 (128.9–131.4)

TABLE II

PHASE DURATIONS (MEDIAN SECONDS, $n = 10$) AT 10 MSG/S

Phase	SS-Seq	SS-Shadow	SS-Swap	D-Reg
Checkpointing	0.33	0.33	0.37	0.34
Transferring	5.30	5.60	0.20	5.26
Restoring	38.49	3.23	2.61	2.28
Replaying	6.53	4.08	3.78	4.30
Finalizing	0.01	0.02	8.64	0.03
Total	50.8	13.8	15.8	12.4

TABLE III

PHASE DURATIONS (MEDIAN SECONDS, $n = 10$) AT 60 MSG/S

Phase	SS-Seq	SS-Shadow	SS-Swap	D-Reg
Checkpointing	0.34	0.34	0.39	0.33
Transferring	5.35	5.64	0.19	5.38
Restoring	38.41	2.89	3.02	2.50
Replaying	112.80	27.68	13.44	49.33
Finalizing	0.00	0.02	14.73	0.04
Total	157.5	36.0	31.8	58.2

than SS-Shadow (0.19 s vs. 5.64 s at 60 msg/s) because the agent-assisted registry push avoids Kubernetes Job scheduling overhead, but its finalize phase is 700x longer (14.73 s vs. 0.02 s) due to the re-checkpoint, pod replacement, and ExchangeFence procedure. The net effect is a modest increase in total migration time (31.8 s vs. 36.0 s at 60 msg/s for SS-Swap vs. SS-Shadow), but with the benefit of restoring full StatefulSet ownership of the migrated workload.

The comparison between configurations 2 and 4 (SS-Shadow vs. D-Reg) shows that the ShadowPod strategy applies to both StatefulSet and Deployment workloads, with comparable restore times (2.89 s vs. 2.50 s at 60 msg/s) and zero downtime in both cases. The replay duration differs more noticeably (27.7 s vs. 49.3 s at 60 msg/s), which reflects differences in the Deployment finalization path (affinity patching vs. StatefulSet scale-down) and their effect on how quickly the shadow pod begins draining the replay queue.

At high message rates (≥ 80 msg/s), the replay cutoff dominates total migration time across all configurations. This reveals a limitation of the MS2M replay mechanism: when $\mu_{\text{target}} < \lambda$, the replay queue grows faster than it can be drained, and the cutoff fires with messages still pending. The ShadowPod strategy does *reduce* the replay queue length

TABLE IV

SERVICE DOWNTIME (MEDIAN) BY CONFIGURATION AND MESSAGE RATE ($n = 10$ PER CELL). SS-SEQ VALUES IN SECONDS; SHADOWPOD VALUES IN MILLISECONDS.

Rate (msg/s)	SS-Seq	SS-Shadow	SS-Swap	D-Reg
10	31.2 s	0 ms	0 ms	0 ms
20	31.2 s	0 ms	0 ms	0 ms
40	31.2 s	0 ms	0 ms	0 ms
60	31.2 s	0 ms	0 ms	0 ms
80	31.1 s	0 ms	0 ms	0 ms
100	31.1 s	0 ms	0 ms	0 ms
120	30.9 s	0 ms	0 ms	0 ms

compared to Sequential (because the source continues processing during the shorter restore window), but cannot eliminate the rate-dependent bottleneck. Techniques such as batched message processing, increased consumer parallelism, or CRIU pre-dump for incremental checkpointing would address this regime.

Zero message loss across all 280 runs confirms the correctness of the concurrent source-shadow operation: the fanout exchange ensures that both pods receive identical message streams on separate queues, and the control message protocol guarantees an orderly handoff.

2) *Comparison with Prior Work:* The prior evaluation [4] used GCE e2-medium VMs with a Java consumer. Despite different infrastructure, checkpoint (median 0.34 s vs. 0.4 s), transfer (median 5.4 s vs. 6 s), and Sequential restore (median 38.5 s vs. 39 s) durations are comparable, confirming these phases are I/O-bound and the restore bottleneck is intrinsic to StatefulSet identity constraints.

3) *Trade-offs and Operator Overhead:* The ShadowPod strategy for StatefulSets transitions the workload to a standalone shadow pod; the Sequential strategy remains available for workloads requiring StatefulSet guarantees. The direct transfer mechanism (not evaluated in this paper) can eliminate registry dependency at the cost of deploying the ms2m-agent DaemonSet with `hostPath` mounts; the agent-assisted registry push used in SS-Swap provides a partial benefit without bypassing the registry. The operator’s reconcile loop overhead (API round-trips per phase transition) is negligible relative to phase durations and is justified by automatic retry, declarative lifecycle management, and native observability.

V. RELATED WORK

Container live migration techniques are surveyed by Soussi et al. [9]. Pre-copy transfers dirty pages iteratively, trading total time for lower downtime [10]; post-copy resumes immediately but degrades performance during page faults [2]. SHADOW avoids this trade-off by reconstructing state through message replay rather than memory transfer.

FCC [5] provides the kubelet API for CRIU checkpointing. KubeSPT [11] addresses stateful pod migration through T-Proxy (TCP connection preservation), lazy-restore of hot memory pages, and decoupled pod recreation, reporting 86–93% downtime reduction for memory-intensive workloads. However, KubeSPT focuses on raw memory state, not application-level consistency for message-driven services. SHADOW instead uses messaging infrastructure for state consistency and zero message loss, with the ShadowPod strategy achieving true zero-downtime by keeping the source serving throughout. Other CRIU-based approaches include Guitart’s [2] diskless iterative migration for HPC, UMS’s [12] Frontman container for traffic management, and Ma et al.’s [1] filesystem-layer transfer for edge (56–80% time reduction). None support concurrent source-target operation, which is what makes SHADOW’s zero-downtime guarantee possible.

Calagna et al. [13] present COAT for TCP connection preservation during edge migration and PAM for migration KPI prediction, but target Podman-based connection-oriented workloads rather than Kubernetes-native message-driven services. Laigner et al. [14] confirm that microservice state is typically derived from processed messages, which is the property SHADOW uses for state reconstruction.

The Operator pattern [7] has been widely adopted for managing complex application lifecycles in Kubernetes, including database operators (e.g., for PostgreSQL, MySQL) and stateful middleware. Both KubeSPT [11] and SHADOW use Custom Resource Definitions to drive migration as a Kubernetes-native workflow. SHADOW extends this pattern with an idempotent state machine reconciler that supports multiple migration strategies (Sequential, ShadowPod) and transfer modes (Registry, Direct), supporting declarative migration orchestration within Kubernetes’ desired-state model.

VI. CONCLUSION

SHADOW shows that Kubernetes’ StatefulSet identity constraint, previously treated as an unavoidable source of migration downtime, can be circumvented at the application level by separating traffic routing (label-based) from pod ownership (controller-based). The ShadowPod strategy uses this separation for concurrent source-target operation, eliminating service downtime entirely while preserving zero message loss. This result holds across both Deployment-managed and StatefulSet-managed workloads, confirming that the approach generalizes beyond a single workload controller.

For StatefulSet workloads that require full controller ownership after migration, the identity swap procedure with ExchangeFence re-checkpoints the shadow pod and creates a

StatefulSet-adopted replacement, adding overheads but restoring ordered scaling and crash recovery guarantees.

Beyond the performance improvements (92% restore reduction, 73% total time reduction at low rates), SHADOW confirms the practical value of encoding migration procedures as a Kubernetes-native control loop. The idempotent state machine reconciler provides automatic failure recovery, declarative lifecycle management, and built-in observability; these are operational properties that are difficult to achieve with external orchestration scripts. The evaluation across 280 migration runs with zero failures confirms the reliability of this approach under varying message rates.

The remaining performance bottleneck is the replay phase at high message rates, where the cutoff mechanism bounds migration time but leaves the shadow pod with partially-synchronized state. Future work can address this through CRIU pre-dump support for incremental checkpointing (reducing both checkpoint size and transfer time), batched message replay to increase effective consumer throughput and extending support to multi-container pods.

REFERENCES

- [1] L. Ma, S. Yi, N. Carter, and Q. Li, “Efficient live migration of edge services leveraging container layered storage,” *IEEE Transactions on Mobile Computing*, vol. 18, no. 9, pp. 2020–2033, 2019.
- [2] J. Guitart, “Practicable live container migrations in high performance computing clouds: Diskless, iterative, and connection-persistent,” *Journal of Systems Architecture*, vol. 152, p. 103157, 2024.
- [3] H. Dinh-Tuan and F. Beierle, “MS2M: A message-based approach for live stateful microservices migration,” in *Proc. 5th Conference on Cloud and Internet of Things (CIoT)*, 2022, pp. 100–107.
- [4] H. Dinh-Tuan and J. Jiang, “Optimizing stateful microservice migration in Kubernetes with MS2M and forensic checkpointing,” in *Proc. 28th Conference on Innovation in Clouds, Internet and Networks (ICIN)*, 2025, pp. 83–90.
- [5] Kubernetes Contributors. (2023) Forensic container checkpointing. Kubernetes Documentation. [Online]. Available: <https://kubernetes.io/docs/reference/node/kubelet-checkpoint-api/>
- [6] CRIU Contributors. (2024) CRIU – checkpoint/restore in userspace. [Online]. Available: <https://criu.org/>
- [7] Kubernetes Contributors. (2024) Operator pattern. Kubernetes Documentation. [Online]. Available: <https://kubernetes.io/docs/concepts/extend-kubernetes/operator/>
- [8] Kubernetes SIGs. (2024) controller-runtime – Kubernetes controller runtime library. [Online]. Available: <https://github.com/kubernetes-sigs/controller-runtime>
- [9] W. Soussi, G. Gür, and B. Stiller, “Democratizing container live migration for enhanced future networks – a survey,” *ACM Computing Surveys*, vol. 57, no. 4, pp. 1–37, 2024.
- [10] Y. Lu and Y. Jiang, “A container pre-copy migration method based on dirty page prediction and compression,” in *Proc. 28th IEEE International Conference on Parallel and Distributed Systems (ICPADS)*, 2023, pp. 704–711.
- [11] H. Zhang, S. Wu, H. Fan, Z. Huang, W. Xue, C. Yu, S. Ibrahim, and H. Jin, “KubeSPT: Stateful pod teleportation for service resilience with live migration,” *IEEE Transactions on Services Computing*, vol. 18, no. 3, pp. 1500–1514, 2025.
- [12] S. Nadgowda, S. Suneja, and C. Isci, “Voyager: Complete container state migration,” in *Proc. IEEE 37th International Conference on Distributed Computing Systems (ICDCS)*, 2017, pp. 2137–2142.
- [13] A. Calagna, Y. Yu, P. Giaccone, and C.-F. Chiasserini, “Design, modeling, and implementation of robust migration of stateful edge microservices,” *IEEE Transactions on Network and Service Management*, vol. 21, no. 2, pp. 1877–1893, 2024.
- [14] R. Laigner, G. Christodoulou, K. Psarakis, A. Katsifodimos, and Y. Zhou, “Transactional cloud applications: Status quo, challenges, and opportunities,” in *Proc. ACM SIGMOD-Companion*, 2025, pp. 829–836.