

UniAI-GraphRAG: Synergizing Ontology-Guided Extraction, Multi-Dimensional Clustering, and Dual-Channel Fusion for Robust Multi-Hop Reasoning

Jie Wang^{†*}, Honghua Huang[†], Xi Ge[†], Jianhui Su[†],
Wen Liu[†], Shiguo Lian^{†*}

[†]Equal contribution, ^{*}Corresponding Authors

Data Science & Artificial Intelligence Research Institute, China Unicom
{wangj1075, liansg, gex26, huanghh56}@chinaunicom.cn

Abstract

Retrieval-Augmented Generation (RAG) systems [1] face significant challenges in complex reasoning, multi-hop queries, and domain-specific QA. While existing GraphRAG [2,3,4] frameworks have made progress in structural knowledge organization [5], they still have limitations in cross-industry adaptability, community report integrity, and retrieval performance. This paper proposes UniAI-GraphRAG, an enhanced framework built upon open-source GraphRAG. The framework introduces three core innovations: (1) Ontology-Guided Knowledge Extraction [6] that uses predefined Schema to guide LLMs in accurately identifying domain-specific entities and relations; (2) Multi-Dimensional Community Clustering Strategy that improves community completeness through alignment completion, attribute-based clustering, and multi-hop relationship clustering; (3) Dual-Channel Graph Retrieval Fusion that balances QA accuracy and performance through hybrid graph and community retrieval. Evaluation results on MultiHopRAG [7] benchmark show that UniAI-GraphRAG outperforms mainstream open source solutions (e.g., LightRAG [8]) in comprehensive F1 scores [9], particularly in inference and temporal queries. The code is available at https://github.com/UnicomAI/wanwu/tree/main/rag/rag_open_source/rag_core/graph.

1 Introduction

Large Language Models (LLMs) have demonstrated remarkable capabilities in natural language understanding and generation. However, they still suffer from hallucination and lack of domain-specific knowledge, particularly in vertical industries such as healthcare, finance, and legal domains. Retrieval-Augmented Generation (RAG) addresses these limitations by grounding LLM responses in external knowledge sources.

GraphRAG extends traditional RAG by organizing fragmented knowledge into structured graphs, enhancing complex reasoning capabilities. Despite its promise, existing GraphRAG frameworks face critical limitations in domain adaptability, community clustering, and retrieval efficiency for vertical applications.

To address these challenges, we propose UniAI-GraphRAG, an enhanced framework with the following contributions:

- **Precise Industry Extraction:** Introduce an *Ontology guidance mechanism* using predefined schema templates as part of the prompt. This ensures that the generated knowledge graph aligns strictly with industry logic and reduces noise.
- **Comprehensive Community Indexing:** Implement a multi-dimensional community clustering strategy, including post-processing to fix broken edges. This supports clustering by specific attributes (such as time or location) and multi-hop relationships to strengthen complex reasoning chains.
- **Real-time Dual-Channel Retrieval:** Establish a hybrid retrieval architecture consisting of two specialized paths:
 - **Channel 1 (Graph Retrieval):** Focuses on local precision through dynamic entity traversal and attribute matching to locate factual details.
 - **Channel 2 (Community Reports):** Focuses on global summarization by matching query themes with multi-dimensional community topics for macro-level insights.

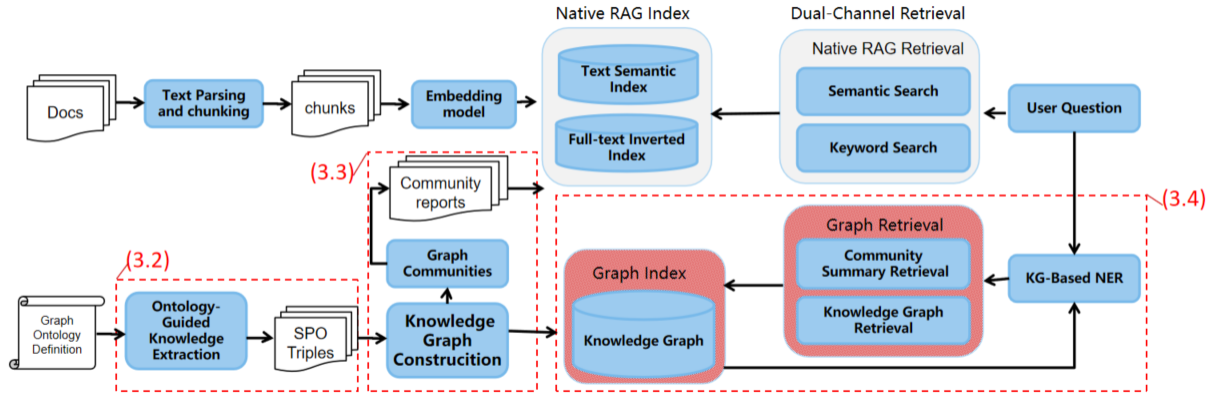


Figure 1: Architecture

2 Background

By organizing fragmented knowledge into structured graphs, GraphRAG enhances the complex reasoning capabilities of LLMs[10,11]. However, three core bottlenecks currently limit its performance in vertical fields:

- **Insufficient "Domain Adaptability" in Extraction:** Most existing methods use "Schema-Free" extraction. In professional fields like medicine or finance, this leads to low entity recognition rates, blurred semantics, and excessive noise. Without Ontology constraints, the generated graph structure is loose[12], making complex reasoning chains difficult to maintain.
 - **Construction Issue:** Lacking ontological guidance, generated graphs exhibit loose structures, failing to encode domain-specific hierarchies and logic.
 - **Retrieval Issue:** Unreliable graph quality prevents the exploitation of structural cues, causing failures in complex multi-hop reasoning.
 - **Critical Issue:** A fundamental misalignment exists between generic construction methods and vertical domain needs, necessitating excessive manual intervention for domain adaptation.
- **Single-Dimensional Limitations in Clustering:** Algorithms like Leiden or Louvain focus primarily on topological connectivity[2,13], ignoring semantic relevance. This results in broken structures where cross-community

edges are severed, and a lack of dynamic aggregation for business attributes like time or location.

- **Structural Fragmentation:** Non-overlapping clustering severs inter-community links, causing information loss and incomplete summaries.
- **Dimensional Rigidity:** Topology-only clustering lacks support for dynamic, attribute-based aggregation (time, location), hindering generalization in temporal and multi-dimensional tasks.
- **Retrieval Blind Spots:** Single-view communities cannot concurrently address micro-level fact-checking and macro-level trend analysis.

- **Time Latency in Retrieval:** Traditional systems often use LLMs for online query rewriting[14] or decomposition, leading to high token costs and long latency.

3 Design

As shown in Figure 1, the end-to-end workflow and architectural design of our solution are outlined below.

UniAI-GraphRAG follows the Index-Retrieve-Generate paradigm with specific optimizations:

- **Indexing:** Quality domain graph construction via ontology-guided extraction.
- **Retrieval:** A dual-channel fusion mode that dynamically selects the optimal path.
- **Generation:** Utilizing enhanced community reports and entity context for comprehensive answers.

3.1 Ontology-Guided Knowledge Extraction

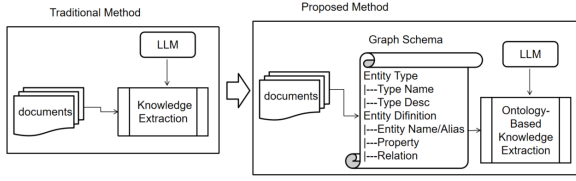


Figure 2: Extraction

As shown in Figure 2, the framework supports domain expert-defined Schema templates. By inputting these Schemas as prompts, the LLM is guided to extract SPO triples with high accuracy, effectively reducing noise and improving cross-domain migration. In the construction of knowledge graphs, an **Ontology** (\mathcal{O}) is defined as a set of logical constraints governing domain concepts and their interrelations. We formalize the Ontology Schema as a triplet constraint space $\mathcal{S} = (\mathcal{E}, \mathcal{R}, \Phi)$, where:

- \mathcal{E} denotes the set of permissible entity types (e.g., Person, Organization).
- \mathcal{R} represents the set of allowable relation types (e.g., EmployedBy, LocatedIn).
- Φ serves as the type constraint function, defining the valid domain and range for triples:

$$\Phi(r) = (\text{dom}(r), \text{range}(r)), \quad \forall r \in \mathcal{R} \quad (1)$$

Here, $\text{dom}(r) \subseteq \mathcal{E}$ specifies the head entity type constraint for relation r , while $\text{range}(r) \subseteq \mathcal{E}$ specifies the tail entity type constraint.

Conventional open information extraction aims to maximize the likelihood $P(T|D)$, where T represents the set of extracted triples and D denotes the source document. In contrast, **UniAI-GraphRAG** formulates the extraction process as a *constraint-conditioned generation problem* governed by the ontology schema \mathcal{S} . For a given text segment $d \in D$, the probability of generating a valid triple $t = (h, r, t_{\text{tail}})$ is re-normalized as follows:

$$P(t|d, \mathcal{S}) = \frac{\exp(S_{LM}(t, d)) \cdot \mathbb{I}(t \in \mathcal{V}_{\mathcal{S}})}{\sum_{t' \in \mathcal{T}_{\text{all}}} \exp(S_{LM}(t', d)) \cdot \mathbb{I}(t' \in \mathcal{V}_{\mathcal{S}})} \quad (2)$$

where:

- $S_{LM}(t, d)$ denotes the confidence score assigned by the Large Language Model (LLM) to triple t given the context d .
- $\mathbb{I}(\cdot)$ is the indicator function, which equals 1 if and only if the generated triple satisfies the ontology constraints $\mathcal{V}_{\mathcal{S}}$ (i.e. $\text{type}(h) \in \text{dom}(r)$ and $\text{type}(t_{\text{tail}}) \in \text{range}(r)$), and 0 otherwise.
- Theoretically, this formulation constrains the generation space to a *domain-valid subspace*, significantly mitigating hallucinations and noise.

3.2 Multi-Dimensional Community Clustering Strategy

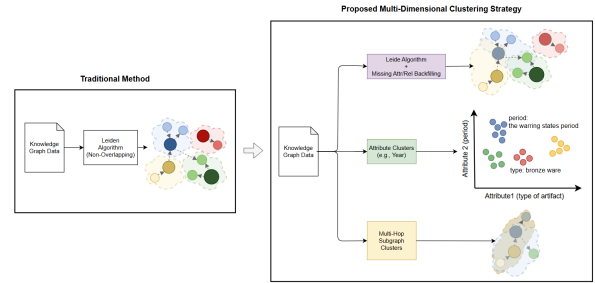


Figure 3: Community

As shown in Figure 3, we introduce three key optimizations to improve the quality of community reports:

- **Alignment & Completion Mechanism:** Automatically backfills missing attributes or relationships for leaf nodes that were severed by the non-overlapping nature of the Leiden algorithm.
- **Attribute-Based Clustering:** Allows clustering by dimensions such as "year" or "location," which is highly effective for queries like "Which artifacts in the museum are from the Warring States period?"
- **Multi-Hop Relationship Clustering:** Uses depth-first traversal to cluster subgraphs based on relationship depth, significantly enhancing multi-hop QA performance.

3.2.1 Improved Modularity Function with Attribute Awareness

Conventional Louvain and Leiden algorithms optimize solely for topological modularity, denoted as

Q . To incorporate node attributes into the community detection process, we propose the Attribute-Aware Modularity metric, defined as:

$$Q_{\text{multi}} = \frac{1}{2m} \sum_{i,j} (Q_{ij}^{\text{struct}} + \alpha \cdot S_{ij}) \delta(c_i, c_j) \quad (3)$$

where:

- $Q_{ij}^{\text{struct}} = A_{ij} - \frac{k_i k_j}{2m}$ represents the **structural contribution**, measuring whether nodes i and j are more connected than expected by chance.
- $S_{ij} = \text{Sim}(a_i, a_j)$ denotes the **attribute similarity**, quantifying the semantic closeness between the features of nodes i and j .
- α is a **balancing factor** that adjusts the relative importance of attribute similarity against the network structure.
- $\delta(c_i, c_j)$ is the Kronecker delta function, which equals 1 if nodes i and j belong to the same community, and 0 otherwise.

This formulation provides the theoretical foundation for why clustering based on attributes such as “artifact dynasty” yields communities with tighter **semantic cohesion**.

3.2.2 Graph Expansion Theory for Community Boundary Completion

To address the issue of *inter-community edge severance* inherent in non-overlapping clustering, we introduce an ϵ -**neighbor completion mechanism**. For any node v within a community C_k , if a neighbor $u \notin C_k$ exhibits a connection strength to nodes within C_k exceeding a threshold τ , the attributes and relations of u are *projected* into the summary representation of C_k . Formally, the completed community is defined as:

$$\hat{C}_k = C_k \cup \left\{ u \mid \exists v \in C_k, (v, u) \in E \wedge \frac{\sum_{w \in C_k} A_{uw}}{\deg(u)} \geq \tau \right\} \quad (4)$$

where:

- \hat{C}_k denotes the **completed community**, extending the original set C_k with relevant boundary nodes.
- A_{uw} is the adjacency indicator, equal to 1 if an edge exists between the external node u and an internal node w , and 0 otherwise.

- $\sum_{w \in C_k} A_{uw}$ counts the **internal degree** of node u , representing the number of connections u has specifically within community C_k .
- $\deg(u)$ is the **total degree** of node u in the entire graph, serving as a normalization factor.
- The ratio $\frac{\sum_{w \in C_k} A_{uw}}{\deg(u)}$ represents the **affinity score**, quantifying the proportion of u 's total connections that point towards C_k .
- $\tau \in [0, 1]$ is the **inclusion threshold**; only neighbors with an affinity score above τ are absorbed into the community.

This mechanism ensures the **logical completeness** of community reports and prevents the fragmentation of critical *reasoning chains*.

3.2.3 Formal Definition of Deep Traversal for Multi-Hop Relational Subgraphs

For **multi-hop relational clustering**, we define a subgraph $G_{\text{sub}}^{(N)}(v_{\text{root}})$ based on N -hop reachability. Distinct from breadth-first topological clustering, this mode focuses on deep *inference paths* originating from a root node v_{root} :

$$V_{\text{sub}} = \{u \mid \text{dist}_{\text{path}}(v_{\text{root}}, u) \leq N \wedge \text{path}_{\text{type}}(v_{\text{root}} \rightarrow u) \in \mathcal{P}_{\text{target}}\} \quad (5)$$

where $\mathcal{P}_{\text{target}}$ denotes a specific **relational path pattern** (e.g., Cause \rightarrow Effect). This path-pattern-based subgraph partitioning guarantees, from a graph-theoretic perspective, that the community encapsulates complete multi-hop inference chains, directly serving **Multi-Hop Question Answering (QA)** tasks.

3.3 Dual-Channel Graph Retrieval Fusion Mode

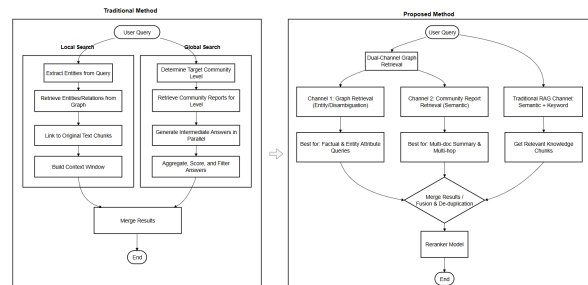


Figure 4: Retrieval

As shown in Figure 4, rather than relying solely on expensive LLM-based intent classification, this framework uses two optimized channels:

- **Channel 1 (Knowledge Graph Retrieval):**

Uses trie-tree matching for dynamic entity disambiguation and attribute traversal. Best for factual and entity-attribute queries.

- **Channel 2 (Community Report Retrieval):**

Matches query semantic themes against multi-dimensional community topics. Best for multi-document summarization[15] and complex relationship queries. The results are fused with traditional RAG results and passed through a Reranker model for final output.

3.3.1 Fusion Model for Dual-Channel Retrieval

Let q denote the user query.

- **Channel I (Entity-Level):** The retrieval score S_{graph} is derived from entity linking confidence and graph traversal relevance. Utilizing a *Trie* structure for efficient entity e matching, the score is computed as:

$$S_{\text{graph}}(d_i|q) = \sum_{e \in \text{entities}(q)} P(e|q) \cdot \text{Sim}_{\text{struct}}(\mathcal{N}(e), d_i) \quad (6)$$

where $\mathcal{N}(e)$ represents the k -hop neighborhood subgraph of entity e , and $\text{Sim}_{\text{struct}}$ quantifies the **structural overlap** between the subgraph and the document chunk d_i .

- **Channel II (Community-Level):** The retrieval score S_{comm} is based on the **semantic vector similarity** between the query and community summaries:

$$S_{\text{comm}}(C_k|q) = \cos(\mathbf{v}_q, \mathbf{v}_{C_k}) = \frac{\mathbf{v}_q \cdot \mathbf{v}_{C_k}}{\|\mathbf{v}_q\| \|\mathbf{v}_{C_k}\|} \quad (7)$$

where \mathbf{v}_{C_k} is the embedding vector of the multi-dimensional community report C_k .

3.3.2 Dynamic Weighted Fusion Strategy

To adaptively integrate these two retrieval signals, we introduce a **query complexity-aware weight** $\beta(q)$. For *factoid queries* (typically characterized by high entity density), β biases towards the graph channel to ensure factual precision; conversely, for *summarization or multi-hop queries* (characterized by high semantic abstraction), β favors the community channel to capture global themes. The final retrieval score S_{final} for a document d_i given query q is defined as:

$$S_{\text{final}}(d_i|q) = \beta(q) \cdot S_{\text{graph}}(d_i|q) + (1 - \beta(q)) \cdot \max_{C_k: d_i \in C_k} S_{\text{comm}}(C_k|q) \quad (8)$$

The adaptive weight $\beta(q) \in (0, 1)$ is computed via a lightweight heuristic that balances explicit entity presence against semantic abstraction:

$$\beta(q) = \sigma(w_1 \cdot \tilde{N}_{\text{ent}}(q) - w_2 \cdot H_{\text{sem}}(q)) \quad (9)$$

where:

- σ is the Sigmoid function mapping the score to $(0, 1)$.
- $\tilde{N}_{\text{ent}}(q)$ is the **normalized entity density**, ensuring scale invariance across query lengths.
- $H_{\text{sem}}(q)$ denotes the **semantic abstraction score** (non-entity token entropy); higher values indicate topic-oriented queries requiring global reasoning.
- $\max_{C_k: d_i \in C_k}$ selects the highest relevance among all communities containing d_i , ensuring the dominant theme drives the fusion.

This strategy automatically routes fact-based queries to graph traversal and insight-based queries to community reports.

3.3.3 Mutual Information Maximization in the Re-ranking Phase

In the final stage, a **Cross-Encoder Reranker** reorders the fused candidate set $\mathcal{D}_{\text{cand}}$. Theoretically, this process selects the optimal subset \mathcal{D}^* of size K that maximizes the **Mutual Information (MI)** with the query q :

$$\mathcal{D}^* = \arg \max_{\mathcal{D}^* \subset \mathcal{D}_{\text{cand}}, |\mathcal{D}^*|=K} I(q; \mathcal{D}^*) \quad (10)$$

Here, $I(q; \mathcal{D}^*)$ quantifies the shared information (relevance) between the query and the selected documents. Our dual-channel mechanism boosts this value by increasing the diversity (entropy, H) of the initial candidate pool $\mathcal{D}_{\text{cand}}$. By combining **micro-level facts** (from the graph) and **macro-level context** (from communities), we provide complementary signals that raise the theoretical upper bound of achievable MI.

Table 1: Classification and Evaluation Dimensions of MultiHopRAG Benchmark Queries

Metric	Query Classification	Evaluation Dimension
Inference Query	Requires logical derivation across multiple discrete events.	Evaluates the system’s ability to derive conclusions through logical chains (e.g., causality, condition, entailment) based on facts scattered across different documents. Example: “Why did the unemployment rate drop in the second year after a certain policy was implemented?” requires reasoning across policy content, economic data, and expert analysis.
Comparison Query	Involves the comparison of attributes across different events.	Tests whether the system can extract and horizontally compare key attributes (e.g., time, location, participants, or impact scale) of different events. Example: “Which company had a larger IPO size, Company A or Company B?” requires retrieving listing information for both and comparing numerical values.
Temporal Query	Evaluates understanding of temporal relationships between events.	Tests whether the system can accurately capture chronological order, duration, concurrency, or periodicity . Example: “Did Event Y end before Event X started?” requires the model to build a clear timeline and understand temporal semantics like “before/after/during.”

4 Experiments and Evaluation

4.1 Dataset

We conducted a comprehensive evaluation on the *MultiHopRAG* benchmark dataset. *MultiHopRAG* is a high-quality dataset specifically designed to assess the multi-hop reasoning capabilities of Retrieval-Augmented Generation (RAG) systems[3,16]. It focuses on evaluating logical reasoning across multiple documents, temporal dependencies, and attribute comparisons between various facts.

The dataset includes three distinct categories of queries designed to test multi-hop reasoning:

- **Inference Query:** Requires logical derivation from multiple scattered facts.
- **Comparison Query:** Involves horizontal comparison of event attributes.
- **Temporal Query:** Requires understanding the chronological order and time dependencies of events.

Detailed descriptions of these query types are provided in Table 1.

4.2 Metrics

- **Relevancy:** Correlation between retrieved content and the question.
- **Recall:** Coverage of key facts.
- **F1 Score:** The harmonic mean of Relevancy and Recall.

4.3 Methods

We compared UniAI-GraphRAG against the following open-source frameworks and internal baselines:

- **Dify Naive RAG:** A traditional RAG system based on standard vector retrieval.
- **Wanwu Naive RAG:** An internally optimized baseline RAG system used for performance benchmarking.
- **Open-source LightRAG:** [8] A lightweight GraphRAG system representing efficient graph-based retrieval architectures.

4.4 Results Analysis

Table 2: Performance Comparison on MultiHopRAG

Query Type	Method	Rel. (%)	Rec. (%)	F1
Inference	Dify-RAG	67.86	56.71	61.79
	Wanwu-RAG	92.20	80.01	85.67
	Open-LightRAG	94.14	<u>83.16</u>	<u>88.31</u>
	UniAI-GraphRAG	96.76	84.53	90.23
Comparison	Dify-RAG	43.78	54.75	48.65
	Wanwu-RAG	<u>59.75</u>	76.38	<u>67.05</u>
	Open-LightRAG	52.97	80.26	63.82
	UniAI-GraphRAG	60.28	<u>79.44</u>	68.54
Temporal	Dify-RAG	26.37	53.00	35.22
	Wanwu-RAG	<u>36.87</u>	73.79	49.17
	Open-LightRAG	36.46	<u>79.51</u>	<u>49.99</u>
	UniAI-GraphRAG	39.38	79.52	52.67
Average	Dify-RAG	46.00	54.82	50.03
	Wanwu-RAG	<u>62.94</u>	76.73	<u>69.15</u>
	Open-LightRAG	61.19	<u>80.98</u>	69.71
	UniAI-GraphRAG	64.47	81.16	72.48

UniAI-GraphRAG completed the performance benchmarking on the *MultiHop-RAG* evaluation

set. The comparative results of performance metrics against mainstream methods across three distinct query categories are summarized in Table 2.

The core findings of this study can be summarized as follows:

- **Consistent Superiority:** UniAI-GraphRAG achieves the optimal F1-score across all three query categories, demonstrating robust performance in diverse multi-hop scenarios.
- **Quantifiable Gains:** Compared to Dify Naive RAG, the overall F1-score is improved by **22.45%**, and it outperforms the state-of-the-art Open-LightRAG by **2.23%**.
- **Relational Reasoning:** The marked advantage in Temporal Queries validates the effectiveness of our multi-hop relationship clustering strategy in resolving complex time-dependent dependencies.

4.5 Ablation Experiment

4.5.1 Impact of Ontology-Guided Knowledge Extraction

To evaluate the contribution of the ontology-guided extraction module, we conducted an ablation experiment with the following setup:

- **Control Group:** A standard *Native RAG* baseline using a hybrid retrieval strategy (Vector + Keyword search).
- **Experimental Group:** The baseline system integrated with our proposed *Ontology-Guided Knowledge Extraction* and triplet-based retrieval.
- **Retrieval Settings:** The retrieval *top-k* was set to 8. We utilized qwen3-embed-0.6b for embeddings and qwen3-reranker-8b for reranking.
- **Evaluation Dataset:** The experiments were performed on the *MultiHopQA* dataset across three dimensions: Inference, Comparison, and Temporal queries.
- **Metrics:** Performance was measured via *Relevancy*, *Recall*, and *F1-score*.

The experimental results for the ablation study are presented in Table 3.

Table 3: Ablation Study Results on MultiHopQA

Query Type	Method	Relevancy (%)	Recall (%)	F1 (%)
Inference	w/o Graph Schema	97.51	83.50	89.96
	Native RAG	97.06	82.99	89.48
Comparison	w/o Graph Schema	74.02	81.92	77.77
	Native RAG	67.93	82.78	74.62
Temporal	w/o Graph Schema	56.68	79.60	66.21
	Native RAG	46.30	79.02	58.39
Average	w/o Graph Schema	76.07	81.67	78.77
	Native RAG	70.43	81.60	75.60

By integrating *Ontology-Guided Knowledge Extraction* (the *w/o Graph Schema* configuration) into the *Native RAG* baseline, the integrated F1-score on the MultiHopRAG dataset increased by **3.17%** (from 75.60% to 78.77%). This improvement empirically validates the **critical importance of ontology-based schema guidance** in enhancing knowledge retrieval precision, particularly for addressing semantic gaps in unstructured data.

4.5.2 Multi-dimensional Community Clustering Strategy

To evaluate the effectiveness of our multi-hop relationship clustering and community summary retrieval, we designed the following ablation study:

- **Control Group:** A standard *Native RAG* system utilizing a hybrid retrieval strategy (Vector + Keyword search).
- **Experimental Group:** The baseline system integrated exclusively with our proposed *Multi-dimensional Community Report* retrieval and recall mechanism.
- **Retrieval Settings:** The retrieval *top-k* was configured at 8. We utilized qwen3-embed-0.6b for document embeddings and qwen3-reranker-8b for the reranking process.
- **Evaluation Dataset:** Testing was performed using the *MultiHopQA* benchmark, focusing on three core query types: *Inference*, *Comparison*, and *Temporal*.
- **Evaluation Metrics:** System performance was assessed based on *Relevancy*, *Recall*, and the integrated *F1-score*.

The ablation results for the multi-dimensional community clustering strategy are detailed in Table 4.

Table 4: Ablation Study Results: Multi-dimensional Community Strategy

Query Type	Method	Relevancy (%)	Recall (%)	F1 (%)
Inference	w/o Multi-dim Community	98.07	84.30	90.67
	Native RAG	97.06	82.99	89.48
Comparison	w/o Multi-dim Community	76.73	81.62	79.10
	Native RAG	67.93	82.78	74.62
Temporal	w/o Multi-dim Community	57.29	76.39	65.48
	Native RAG	46.30	79.02	58.39
Average	w/o Multi-dim Community	77.36	80.77	79.03
	Native RAG	70.43	81.60	75.60

Incorporating the *Multi-dimensional Community Report* strategy (the *w/o Multi-dim Community* configuration) into the *Native RAG* baseline resulted in a **3.43%** increase in the integrated F1-score (from 75.60% to 79.03%) on the MultiHopRAG dataset. This improvement underscores the **effectiveness of our multi-dimensional community clustering strategy** in optimizing retrieval performance, as it effectively captures higher-level semantic structures and global information across the knowledge graph.

4.5.3 Dual-Channel Graph Retrieval Fusion Mode

To evaluate the effectiveness of the hybrid graph-based retrieval strategy, we conducted the following ablation experiment:

- **Control Group:** A standard *Native RAG* baseline utilizing a hybrid retrieval strategy (Vector + Keyword search).
- **Experimental Group:** The baseline system integrated exclusively with our proposed *Dual-Channel Graph Retrieval Fusion* strategy, which combines fine-grained Knowledge Graph (KG) triplet retrieval with coarse-grained Community Report recall.
- **Retrieval Settings:** The retrieval *top-k* was configured at 8. We utilized qwen3-embed-0.6b for document embeddings and qwen3-reranker-8b for the reranking process.
- **Evaluation Dataset:** Testing was performed using the *MultiHopQA* benchmark, focusing on three core query types: *Inference*, *Comparison*, and *Temporal*.
- **Evaluation Metrics:** System performance was assessed based on *Relevancy*, *Recall*, and the integrated *F1-score*.

The ablation study results for the dual-channel graph retrieval fusion mode are summarized in Table 5.

Table 5: Ablation Study Results: Dual-Channel Retrieval Fusion

Query Type	Method	Relevancy (%)	Recall (%)	F1 (%)
Inference	w/o Dual-channel Retrieval	98.35	83.86	90.53
	Native RAG	97.06	82.99	89.48
Comparison	w/o Dual-channel Retrieval	76.49	81.62	78.97
	Native RAG	67.93	82.78	74.62
Temporal	w/o Dual-channel Retrieval	56.37	77.12	65.13
	Native RAG	46.30	79.02	58.39
Average	w/o Dual-channel Retrieval	77.07	80.87	78.92
	Native RAG	70.43	81.60	75.60

Incorporating the *Dual-channel Graph Retrieval Fusion* strategy (the *w/o Dual-channel Retrieval* configuration) into the *Native RAG* baseline resulted in a **3.32%** improvement in the integrated F1-score (from 75.60% to 78.92%) on the MultiHopRAG dataset. These results empirically validate the **critical synergy** between fine-grained graph retrieval and coarse-grained community reports, proving that the dual-channel fusion strategy is a key driver for performance enhancement in multi-hop knowledge discovery.

5 Discussion and Future Work

5.1 Advantages

- **Domain Portability:** By defining industry-specific ontologies, the system harmonizes domain knowledge into unified business semantics. This allows LLMs to better grasp business logic, significantly enhancing the portability of *UniAI-GraphRAG* across different sectors.
- **Augmented Community Clustering:** Integrating completion mechanisms with multi-dimensional clustering improves report quality and thematic richness, supporting multi-perspective retrieval that far exceeds traditional summarization methods.
- **Dual-Channel Graph Fusion:** Our dual-channel mode combines fine-grained entity relations with coarse-grained community semantics. This balances local and global search, maximizing graph-based enhancements without increasing retrieval latency compared to standard RAG.

5.2 Limitations

- **Expert-Dependent Schema Definition:** The definition of industry ontologies and schemas relies heavily on manual expertise, leading to high human resource costs and limited scalability for rapid deployment.
- **Absence of Multimodal Support:** The current framework only processes textual data, leaving multimodal assets (e.g., images and videos) unutilized within the knowledge graph and community reports.
- **Impact of Chunking Strategies:** Since extraction is performed on pre-defined chunks, the semantic fragmentation inherent in traditional segmentation can compromise the integrity of knowledge discovery.

5.3 Future Work

- **Semi-Automated Schema Definition:** We intend to implement prompt-driven mechanisms for automated schema pre-definition, followed by human-in-the-loop verification to reduce manual costs.
- **Multimodal Integration:** Future versions will extend the schema to support cross-modal entity normalization, enabling a unified GraphRAG architecture that handles multimodal inputs and outputs.
- **Adaptive Extraction Windows:** By leveraging *ReAct* patterns and document-level hierarchy, the system will adaptively adjust text segment boundaries during extraction to ensure semantic completeness and mitigate chunking artifacts.

6 Conclusion

By integrating an ontology-guided knowledge extraction paradigm, multi-source knowledge integration, and a multi-dimensional community clustering mechanism, **UniAI-GraphRAG** innovatively addresses the critical challenges inherent in traditional GraphRAG frameworks. These include insufficient domain adaptability in cross-industry applications, poor coverage of entity relationships, and the persistent trade-off between retrieval efficiency and accuracy.

The core contributions of this work are summarized as follows:

- **Methodological Innovation:** We propose a domain-specific KG construction and retrieval framework guided by structured schemas. By synergizing multi-dimensional community clustering with a dual-channel retrieval mode, the system maximizes the benefits of graph-based augmentation without incurring additional latency, achieving a co-optimization of retrieval performance and precision.
- **Performance Superiority:** Empirical evaluations on the *MultiHop-RAG* benchmark show that *UniAI-GraphRAG* surpasses the state-of-the-art open-source framework *LightRAG* by **2.23%** in integrated F1-score. Additionally, it provides a substantial **22.45%** improvement in F1-score over the *Dify Naive RAG* baseline.

References

- [1] Patrick Lewis, Ethan Perez, Aleksandra Piktus, Fabio Petroni, Vladimir Karpukhin, Naman Goyal, Heinrich Küttler, Mike Lewis, Wen tau Yih, Tim Rocktäschel, Sebastian Riedel, and Douwe Kiela. Retrieval-augmented generation for knowledge-intensive NLP tasks. pages 9459–9474, 2020.
- [2] Haoyu Han, Yu Wang, Harry Shomer, Kai Guo, Jiayuan Ding, Yongjia Lei, Mahantesh Halapanavar, Ryan A. Rossi, Subhabrata Mukherjee, Xianfeng Tang, et al. Retrieval-augmented generation with graphs (GraphRAG). *arXiv preprint arXiv:2501.00309*, 2025.
- [3] Boci Peng, Yun Zhu, Yongchao Liu, Xiaohe Bo, Haizhou Shi, Chuntao Hong, Yan Zhang, and Siliang Tang. Graph retrieval-augmented generation: A survey. *arXiv preprint arXiv:2408.08921*, 2024.
- [4] Qinggang Zhang, Shengyuan Chen, Yuanchen Bei, Zheng Yuan, Huachi Zhou, Zijin Hong, Junnan Dong, Hao Chen, Yi Chang, and Xiao Huang. A survey of graph retrieval-augmented generation for customized large language models. *arXiv preprint arXiv:2501.13958*, 2025.
- [5] William Brannon, Suyash Fulay, Hang Jiang, Wonjune Kang, Brandon Roy, Jad Kabbara, and Deb Roy. Congrat: Self-supervised contrastive pre-training for joint graph and text embeddings. *arXiv preprint arXiv:2305.14321*, 2023.
- [6] Shirui Pan, Linhao Luo, Yufei Wang, Chen Chen, Jiapu Wang, and Xindong Wu. Unifying large language models and knowledge graphs: A roadmap. *IEEE Transactions on Knowledge and Data Engineering*, 36(7):3580–3599, 2024.

- [7] Yixuan Tang and Yi Yang. Multihop-rag: Benchmarking retrieval-augmented generation for multi-hop queries. *arXiv preprint arXiv:2401.15391*, 2024.
- [8] Zirui Guo, Lianghao Xia, Yanhua Yu, Tu Ao, and Chao Huang. LightRAG: Simple and fast retrieval-augmented generation. *arXiv preprint arXiv:2410.05779*, 2024.
- [9] Shahul Es, Jithin James, Luis Espinosa Anke, and Steven Schockaert. RAGAs: Automated evaluation of retrieval augmented generation. pages 150–158, 2024.
- [10] Jiabin Tang, Yuhao Yang, Wei Wei, Lei Shi, Lixin Su, Suqi Cheng, Dawei Yin, and Chao Huang. GraphGPT: Graph instruction tuning for large language models. pages 491–500, 2024.
- [11] Runjin Chen, Tong Zhao, Ajay Kumar Jaiswal, Neil Shah, and Zhangyang Wang. LLaGA: Large language and graph assistant. 235:7809–7823, 2024.
- [12] Yuqi Zhu, Xiaohan Wang, Jing Chen, Shuofei Qiao, Yixin Ou, Yunzhi Yao, Shumin Deng, Huajun Chen, and Ningyu Zhang. LLMs for knowledge graph construction and reasoning: Recent capabilities and future opportunities. *World Wide Web*, 27(5):58, 2024.
- [13] Vincent A. Traag, Ludo Waltman, and Nees Jan Van Eck. From louvain to leiden: Guaranteeing well-connected communities. *Scientific Reports*, 9(1):1–12, 2019.
- [14] Chi-Min Chan, Chunpu Xu, Ruibin Yuan, Hongyin Luo, Wei Xue, Yike Guo, and Jie Fu. Rq-rag: Learning to refine queries for retrieval augmented generation. *arXiv preprint arXiv:2404.00610*, 2024.
- [15] Hongjin Qian, Peitian Zhang, Zheng Liu, Kelong Mao, and Zhicheng Dou. Memorag: Moving towards next-gen rag via memory-inspired knowledge discovery. *arXiv preprint arXiv:2409.05591*, 2024.
- [16] Wenqi Fan, Yujuan Ding, Liangbo Ning, Shijie Wang, Hengyun Li, Dawei Yin, Tat-Seng Chua, and Qing Li. A survey on RAG meeting LLMs: Towards retrieval-augmented large language models. pages 6491–6501, 2024.