

Refined Cluster Robust Inference*

Bulat Gafarov[†]

Takuya Ura[‡]

June 4, 2026

Abstract

It has become standard for empirical studies to conduct inference robust to cluster dependence and heterogeneity. With a small number of clusters, the normal approximation for the t -statistics of regression coefficients may be poor. This paper tackles this problem using a critical value based on the conditional Cramér-Edgeworth expansion for the t -statistics. Our approach guarantees third-order refinement, regardless of whether a regressor is discrete or not. The critical value is a closed-form function of the estimated score skewness and kurtosis. Simulations show that our proposal can make a difference in size control with as few as 10 clusters.

Keywords: Cluster robust inference, Cramér-Edgeworth expansion, Asymptotic refinement

JEL Classification: C12, C21

*We would like to thank A. Colin Cameron for very helpful comments. Ura acknowledges funding from A. Colin Cameron Associate Professor Research Award.

[†]Department of Agricultural and Resource Economics, University of California, Davis. Email: bga-farov@ucdavis.edu

[‡]Department of Economics, University of California, Davis. Email: takura@ucdavis.edu

1 Introduction

Cluster robust inference has become a standard practice in applied microeconometrics. Robustness to arbitrary dependence within a cluster often comes at the cost of a reduction in the effective sample size. As a result, despite a large overall sample size, the researchers have to account for the non-Gaussian distribution of the t -statistic for significance tests as was the case in classical statistics [Student \(1908\)](#). In particular, it is well known that the standard normality-based inference method may lead to over-rejection when the number of clusters is small ([Cameron and Miller, 2015, 2025](#); [MacKinnon, Nielsen, and Webb, 2023](#)).

In this paper, we propose a new analytical correction to critical values based on inverting the Cramér-Edgeworth expansion ([Edgeworth, 1905](#); [Cramér, 1928](#)) of the t -statistic null distribution (i.e., using its Cornish-Fisher expansion). The resulting inference method is third-order asymptotically accurate and robust against heterogeneous cluster dependence. We first derive the Cramér-Edgeworth term up to the second order and then adjust the critical value based on the estimated Cramér-Edgeworth term. We develop the approach of [Hall \(1983\)](#) in the setup of linear regression with heterogeneous clusters.¹ As special sub-cases, our approach also nests inference on the sample mean of non-identically distributed data and regression coefficients in i.i.d. cross-sectional regression. The resulting inference is third-order asymptotically accurate in the sense that the actual test size differs from the prespecified significance level α only by $o(G^{-1})$ with G clusters. Our simulation studies support this theoretical size control. In our designs with $G \geq 10$, the proposed critical value have better size controls than the normal critical value. To the best of our knowledge, it is the first paper to use the estimated Cornish-Fisher expansion for inference with observations from non-identical distributions.

The cluster pairs bootstrap might be a popular choice for asymptotic refinement, but our proposed method has a few advantages over the cluster pairs bootstrap.² First and most importantly, existing simulation studies show that the cluster pairs bootstrap does not perform well with a small number of clusters. For example, [Cameron, Gelbach, and Miller \(2008\)](#) use a simulation design based on [Bertrand, Duflo, and Mullainathan \(2004\)](#) and explain that the poor performance of the cluster pairs bootstrap is due to the fact that the resampled values of the Gram matrix $\frac{1}{G} \sum_{g=1}^G X'_g X_g$ are nearly singular. Our approach of analytically inverting the Cramér-Edgeworth expansion avoids this problem by not resampling $\frac{1}{G} \sum_{g=1}^G X'_g X_g$ while achieving asymptotic refinement. Second, the cluster pairs bootstrap uses independence across X_1, \dots, X_G , while our expansion does not require it. We allow X_1, \dots, X_G to be correlated, e.g., through adaptive randomization. Third, the standard proof for the cluster pairs bootstrap's asymptotic refinement (e.g., [Liu, 1988](#); [Hall, 2013](#)) excludes discrete regressors. To apply the results from [Hall \(2013, Ch.5\)](#) to the regression framework, we need to impose the Cramér's condition on the regressors, but the Cramér's condition fails for discrete

¹In this paper, we consider a two-sided alternative hypothesis and the second-order Cramér-Edgeworth expansion. As a result, we do not need to apply the Cramér-Edgeworth expansion of the estimated coefficient recursively, as in [Hall \(1983\)](#).

²The residual bootstrap cannot be applied for cluster robust inference when the sample sizes vary across clusters.

random variables (Bhattacharya and Rao, 1976, p.207).³ Last, our proposed critical value has a closed-form expression, and for this reason, its computation is much faster than resampling.

A number of other methods have been proposed for the construction of standard errors and confidence intervals. Our proposal is unique in the following sense: it does not resample but achieves third-order asymptotic refinement. For example, Cameron et al. (2008) propose the wild cluster bootstrap and demonstrate its good finite-sample properties in simulations. Djogbenou, MacKinnon, and Nielsen (2019) provide the asymptotic size control of the wild cluster bootstrap, and Canay, Santos, and Shaikh (2021) show the size control of the wild cluster bootstrap even with a fixed number of the clusters as long as there are a large number of observations per cluster. However, Theorem 5.2 of Djogbenou et al. (2019) shows that the wild cluster bootstrap does not achieve similar asymptotic refinement when the score has non-zero skewness.⁴ Our simulation results in Section 3.2 confirm this result of Djogbenou et al. (2019), and our proposed method demonstrates better size control than the wild cluster bootstrap in such cases.

There are a number of papers that adjust the degrees of freedom when constructing a critical value from the t -distribution to improve size control (McCaffrey and Bell, 2003; Bester, Conley, and Hansen, 2011; Imbens and Kolesar, 2016; Young, 2016; Hansen, 2021, 2025). Similarly to these, the critical value proposed in this paper has a closed-form expression and does not require simulations. However, our approach does not rely on normal errors or a specific covariance structure for the error terms within a cluster, unlike these papers.

We perform the analysis within the standard framework where asymptotic normality holds (e.g., Carter, Schnepel, and Steigerwald, 2017; Djogbenou et al., 2019; Hansen and Lee, 2019). Our Theorem 1 shows that the proposed critical value is asymptotically valid as long as the t -statistic is asymptotically normal. In this sense, our paper is complementary to the recent literature that investigates or relaxes the assumption of asymptotic normality. For example, Hansen and Lee (2019) provide a necessary condition for the weak law of large numbers to hold with clustered data while allowing for arbitrary within dependent structures.⁵ Based on their result, the asymptotic normality requires that no cluster can have a disproportionately large number of observations compared to the others. In addition, Kojevnikov and Song (2023) show the impossibility of estimating the asymptotic variance in the presence of a single large cluster. Finally, Chiang, Sasaki, and Wang (2023) show a necessary and sufficient condition for the asymptotic normality of the t -statistic. Intuitively, their condition is that the score for the t -statistic has a sufficiently thin tail. In our Theorem 2, we show that for the scores with bounded higher-order moments, our proposed critical value achieves third order refinement in addition to basic asymptotic size control.

The paper proceeds as follows. Section 2 formally introduces the regression model with clustered

³We could not find a sufficient condition for the cluster pairs bootstrap’s asymptotic refinement that allows for discrete regressors and non-identical distributions. A weaker version of the Cramér’s condition has been proposed, e.g., in Bai and Rao (1991), but the cluster pairs bootstrap’s asymptotic refinement without the classical Cramér’s condition is beyond the scope of this paper.

⁴In this paper, we do not use their Cramér-Edgeworth expansion directly. Remark 2 explains more details.

⁵With the notations in Section 2, their necessary condition (Assumption 1) is written as $\max_g N_g / (N_1 + \dots + N_G) = o(1)$.

errors and the new critical value. Section 3 presents Monte Carlo simulations for the proposed critical value and existing ones. Section 4 concludes. The appendix collects all the proofs and additional results.

2 Inverting a Cramér-Edgeworth expansion with clustered errors

We have the dataset of $\{(Y_{ig}, X_{ig}) : i = 1, \dots, N_g, g = 1, \dots, G\}$ and consider the regression model $Y_{ig} = X'_{ig}\beta + u_{ig}$ with $E[u_{ig} | X_{1g}, \dots, X_{N_gg}] = 0$ and $\dim(X_{ig}) = k$. We assume the observations $\{Y_{ig} : i = 1, \dots, N_g\}$ are independent across $g = 1, \dots, G$ given $\{X_{ig} : i = 1, \dots, N_g\}$. To emphasize the fact that we use the independence across g , we use the matrix notation with $Y_g = (Y_{1g}, \dots, Y_{N_gg})'$ and $X_g = (X'_{1g}, \dots, X'_{N_gg})'$, and write the regression model succinctly as

$$Y_g = X_g\beta + u_g \text{ with } E[u_g | X_g] = 0.$$

For a fixed vector λ and a hypothesized value c_0 for $\lambda'\beta$, we consider the hypothesis testing problem of

$$H_0 : \lambda'\beta = c_0 \text{ vs } H_1 : \lambda'\beta \neq c_0$$

with the significance level $\alpha \in (0, 1)$. The OLS estimator for β is

$$\hat{\beta} = \left(\sum_{g=1}^G X'_g X_g \right)^{-1} \left(\sum_{g=1}^G X'_g Y_g \right).$$

Throughout this paper, we consider an asymptotic variance estimator for $\lambda'\hat{\beta}$ defined by

$$\hat{\sigma}^2 = \frac{1}{G} \sum_{g=1}^G (\lambda'\Pi X'_g \hat{u}_g)^2$$

with $\Pi = (\frac{1}{G} \sum_{g=1}^G X'_g X_g)^{-1}$ and $\hat{u}_g = Y_g - X_g \hat{\beta}$.⁶ Define the t -statistic by

$$t = \sqrt{G} \frac{\lambda'\hat{\beta} - c_0}{\hat{\sigma}}.$$

From now on, we estimate the null distribution for the above t -statistic and construct a critical value. We treat the covariates $\mathbf{X} = \{X_g\}_{g=1}^\infty$ as fixed, so we investigate $Pr(|t| \leq z | \mathbf{X} = \mathbf{x})$ for a given sequence of constants $\mathbf{x} = \{x_g\}_{g=1}^\infty$.

We consider the numerator and denominator of

$$t = \sqrt{G} \frac{(\lambda'\hat{\beta} - c_0)/\sigma}{\hat{\sigma}/\sigma}$$

⁶Remark 1 has a discussion about another asymptotic variance estimator.

under the null hypothesis H_0 , where σ^2 is the asymptotic variance for $\lambda'\hat{\beta}$ defined by $\sigma^2 = \frac{1}{G} \sum_{g=1}^G \sigma_g^2$ with $\sigma_g^2 = E[(\lambda'\Pi X'_g u_g)^2 | \mathbf{X} = \mathbf{x}]$. Under the null, the numerator has the linear representation of

$$\frac{\lambda'\hat{\beta} - c_0}{\sigma} = \frac{1}{G} \sum_{g=1}^G \omega_{1g} \text{ with } \omega_{1g} = \sigma^{-1} \lambda' \Pi X'_g u_g.$$

The lemma below shows the denominator $\hat{\sigma}/\sigma$ can be expressed as sample means of independent random variables.

Lemma 2.1.

$$\frac{\hat{\sigma}}{\sigma} = \sqrt{1 - \left(\frac{1}{G} \sum_{g=1}^G \omega_{2g} \right)' \Gamma \left(\frac{1}{G} \sum_{g=1}^G \omega_{2g} \right) + \frac{1}{G} \sum_{g=1}^G \omega_{3g}}$$

where

$$\Gamma = \begin{pmatrix} -\frac{1}{G} \sum_{g=1}^G X'_g X_g \Pi' \lambda \lambda' \Pi X'_g X_g & I_k \\ I_k & O \end{pmatrix},$$

$$\omega_{2g} = \sigma^{-1} \begin{pmatrix} I_k \\ X'_g X_g \Pi' \lambda \lambda' \end{pmatrix} \Pi X'_g u_g, \text{ and}$$

$$\omega_{3g} = \sigma^{-2} ((\lambda' \Pi X'_g u_g)^2 - \sigma_g^2).$$

Proof. See Appendix A.1. □

We can use the (second-order) Cramér-Edgeworth expansion for the t -statistic's null distribution, for which we provide a sufficient condition later in this section. To introduce the Cramér-Edgeworth expansion, we define the following moments of ω_{1g} and ω_{2g} :

$$(\mu'_{1,2}, \mu_{2,2}, \mu_{1,1,1}, \mu_{1,1,1,1}) = \frac{1}{G} \sum_{g=1}^G E[(\omega_{1g} \omega'_{2g}, \omega'_{2g} \Gamma \omega_{2g}, \omega_{1g}^3, \omega_{1g}^4) | \mathbf{X} = \mathbf{x}].$$

The (second-order) Cramér-Edgeworth expansion for the absolute value of the t statistic is

$$\sup_{z \in \mathcal{N}} |Pr(|t| \leq z | \mathbf{X} = \mathbf{x}) - (2\Phi(z) - 1 + 2G^{-1} q_2(z) \phi(z))| = o(G^{-1}) \text{ under } H_0, \quad (1)$$

where \mathcal{N} is some neighborhood of $\Phi^{-1}(1 - \alpha/2)$, He_r are the r -th order Hermite polynomials, and

$$q_2(z) = - \left(\frac{1}{2} (k_2 + k_1^2) He_1(z) + \frac{1}{24} (k_4 + 4k_1 k_3) He_3(z) + \frac{1}{72} k_3^2 He_5(z) \right).$$

The parameters k_1, k_2, k_3, k_4 are defined from the moments of ω_{1g} and ω_{2g} as

$$(k_1, k_2, k_3, k_4) = (\nu_1, \nu_2 - \nu_1^2, \nu_3 - 3\nu_1 \nu_2, \nu_4 - 4\nu_1 \nu_3 - 6\nu_2^2 + 12\nu_1^2 \nu_2),$$

where

$$(\nu_1, \nu_2, \nu_3, \nu_4) = \left(-\frac{\mu_{1,1,1}}{2}, 2\mu_{1,1,1}^2 + (\mu_{2,2} + 2\mu'_{1,2}\Gamma\mu_{1,2}), -\frac{7}{2}\mu_{1,1,1}, -2\mu_{1,1,1,1} + 28\mu_{1,1,1}^2 + 6\mu_{2,2} + 24\mu'_{1,2}\Gamma\mu_{1,2} \right).$$

The function $q_2(z)$ in the (second-order) Cramér-Edgeworth expansion is unknown since we do not know the population objects of $\mu_{1,2}, \mu_{2,2}, \mu_{1,1,1}, \mu_{1,1,1,1}$. We can estimate them using their sample analogs:

$$(\hat{\mu}'_{1,2}, \hat{\mu}_{2,2}, \hat{\mu}_{1,1,1}, \hat{\mu}_{1,1,1,1}) = \frac{1}{G} \sum_{g=1}^G (\hat{\omega}_{1g}\hat{\omega}'_{2g}, \hat{\omega}'_{2g}\Gamma\hat{\omega}_{2g}, \hat{\omega}_{1g}^3, \hat{\omega}_{1g}^4),$$

where $(\hat{\omega}_{1g}, \hat{\omega}_{2g})$ is defined by replacing (σ, u_g) with $(\hat{\sigma}, \hat{u}_g)$ in the expression of $(\omega_{1g}, \omega_{2g})$. We can construct the estimator $\hat{q}_2(z)$ for $q_2(z)$ using these sample analogs. We use the Cornish-Fisher expansion (i.e., the inversion of the Cramér-Edgeworth expansion) with the estimated value of $\hat{q}_2(z)$. Namely, our proposed critical value is

$$\hat{c}v = \Phi^{-1}(1 - \alpha/2) - G^{-1}\hat{q}_2(\Phi^{-1}(1 - \alpha/2))$$

and the resulting confidence interval for $\lambda'\beta$ is $\lambda'\hat{\beta} \pm \hat{c}v\hat{\sigma}/\sqrt{G}$.

We impose the following conditions on moments.

Assumption 1. (i) σ^2 and the minimum eigenvalue of $\frac{1}{G} \sum_{g=1}^G x'_g x_g$ are bounded away from zero uniformly in G .⁷ (ii) $\|x'_g x_g\|^4$ is bounded uniformly in g . (iii) $E[\|X'_g u_g\|^4 \mid \mathbf{X} = \mathbf{x}]$ is bounded uniformly in g .

Even if the Cramér-Edgeworth expansion fails, we can still achieve size control with an asymptotic approximation error of $o(1)$, as long as the t statistic is asymptotically normal under the null hypothesis.

Theorem 1. (i) If the t -statistic t converges in distribution to the standard normal distribution and $\hat{q}_2(\Phi^{-1}(1 - \alpha/2)) = o_p(G)$, then $\Pr(|t| \leq \hat{c}v \mid \mathbf{X} = \mathbf{x}) = 1 - \alpha + o(1)$ under the null hypothesis H_0 .⁸ (ii) If Assumption 1 holds, then t converges in distribution to the standard normal distribution under the null hypothesis H_0 .

Proof. See Appendix A.2. □

In Theorem 2 below, we show the size control for the proposed critical value.

Theorem 2. Suppose Assumption 1 holds and $E[\|X'_g u_g\|^{16} \mid \mathbf{X} = \mathbf{x}]$ is bounded uniformly in g . If the Cramér-Edgeworth expansion in (1) holds, then $\Pr(|t| \leq \hat{c}v \mid \mathbf{X} = \mathbf{x}) = 1 - \alpha + o(G^{-1})$ under the null hypothesis H_0 .

⁷All the results in this paper only require the assumptions hold for sufficiently large G . To simplify the exposition, we impose the assumptions for every value of G .

⁸The condition $\hat{q}_2(\Phi^{-1}(1 - \alpha/2)) = o_p(G)$ holds if one estimates $\mu_{1,2}, \mu_{2,2}, \mu_{1,1,1}, \mu_{1,1,1,1}$ with truncated means using a threshold value of $o(G)$.

Proof. See Appendix A.3. □

The bounded 16th moment assumption is crucial for our inference because we need to estimate the population objects of $\mu_{1,2}$, $\mu_{2,2}$, $\mu_{1,1,1}$, and $\mu_{1,1,1,1}$ in the Cramér-Edgeworth expansion precisely (formalized in Lemma A.3). Note that $\mu_{1,1,1,1}$ is the average fourth moment of ω_{1g} . In the proof, we use the fourth moment of its estimator and thus require bounded 16th moments.

Combining the above two theorems, our critical value dominates the normal critical value in the sense that (i) our critical value is asymptotically valid whenever the asymptotic normality of t holds and (ii) it offers an asymptotic refinement in some cases (e.g., when the assumptions in Theorem 2 holds).

Remark 1. *We can apply the same strategy of inverting the Cramér-Edgeworth expansion even if we use another asymptotic variance estimator for $\lambda'\hat{\beta}$ denoted by $\tilde{\sigma}^2$. Also, we can consider the proposed confidence interval $\lambda'\hat{\beta} \pm \hat{c}\hat{\sigma}/\sqrt{G}$ even if we use $\tilde{\sigma}^2$ in the following sense. With the asymptotic variance estimator $\tilde{\sigma}^2$, the t -statistic is $\sqrt{G}(\lambda'\hat{\beta} - c_0)/\tilde{\sigma} = (\hat{\sigma}/\tilde{\sigma})t$. We can accordingly change the critical value as $(\hat{\sigma}/\tilde{\sigma})\hat{c}$, but the resulting confidence interval is still $\lambda'\hat{\beta} \pm \hat{c}\hat{\sigma}/\sqrt{G}$.*

Remark 2. *In this paper, we treated \mathbf{X} as fixed, so we do not apply the Cramér-Edgeworth expansion to $\frac{1}{G} \sum_{g=1}^G X'_g X_g$. It is different from Djogbenou et al. (2019), who consider the regressor \mathbf{X} as random when they derive the Cramér-Edgeworth expansion for the t -statistic t .⁹ First, our expansion does not require the independence of X_g across g . As a consequence, we allow X_1, \dots, X_G to be generated from an adaptive randomization. Second, the assumption in Djogbenou et al. (2019) for the Cramér-Edgeworth expansion excludes empirically relevant cases such as binary regressors. With the random regressor, they apply the Cramér-Edgeworth expansion to the term $\frac{1}{G} \sum_{g=1}^G X'_g X_g$ and assume the Cramér's condition on $X'_g X_g$. This condition fails if X_g includes discrete variables (Bhattacharya and Rao, 1976, p.207).¹⁰ In this paper, we do not require the Cramér's condition on $X'_g X_g$. Third, the resulting Cramér-Edgeworth expansion has fewer unknown parameters to estimate. Namely, we do not need to estimate the moments of $X'_g X_g$.*

Cramér-Edgeworth expansion in Theorem 2 For the rest of this section, we provide a sufficient condition for the Cramér-Edgeworth expansion in Theorem 2. Define

$$\tilde{\eta}_g = \begin{pmatrix} X'_g u_g \\ \text{vec}(X'_g X_g) \otimes (X'_g u_g) \\ (X'_g u_g) \otimes (X'_g u_g) \end{pmatrix}.$$

⁹They do not use the Cramér-Edgeworth expansion to construct an asymptotically refined inference, but instead use it to show the wild bootstrap cannot achieve the asymptotic refinement of $o(G^{-1})$ unless the third cumulant of the score is zero. As a result, this remark is not relevant for their analysis on the wild bootstrap because their conclusion relies on the fact that the wild bootstrap cannot replicate the first four cumulants of the Cramér-Edgeworth expansion.

¹⁰Consider the case where X_{ig} includes a binary variable D_g . The matrix $X'_g X_g$ includes $N_g D_g^2$, which takes the two values of N_g and 0. By choosing the vector t such that $t' \text{vech}(X'_g X_g) = \|t\| N_g D_g^2$, we have $E[\exp(it' \text{vech}(X'_g X_g))] = Pr(D_g = 1) \exp(i\|t\| N_g) + (1 - Pr(D_g = 1)) = 1$ if $\|t\| N_g$ is a multiple of 2π . It implies that this Cramér's condition fails.

Since some components in $\tilde{\eta}_g$ could be redundant, we can construct η_g by removing the redundant components (cf. Remark 3). This removal is necessary to normalize the random variable $\frac{1}{\sqrt{G}} \sum_{g=1}^G \eta_g$ by using the matrix square root of its variance matrix.

Theorem 3. *The Cramér-Edgeworth expansion in (1) holds if (i) the eigenvalues of $\text{Var}(\eta_g | \mathbf{X} = \mathbf{x})$ are bounded away from zero uniformly in g , (ii) $t'\eta_g$ has a pdf which is bounded uniformly in (g, t) with $\|t\| = 1$, and (iii) for every integer j , the j th moment of η_g is bounded uniformly in g .*

Proof. See Appendix A.4. □

The first assumption imposes a nonzero lower bound on the variance of η_g across g . The second assumption requires η_g to be continuously distributed. The continuous distribution of η_g holds when the distribution of the error term u_g is absolutely continuous (with respect to the N_g -dimensional Lebesgue measure). As in the standard arguments for the Cramér’s condition (Bhattacharya and Rao, 1976, p.207), we can impose this condition on a component of the distribution of η_g , instead of the entire distribution. The third condition of bounded moments for all the orders simplifies the proofs. We may weaken it to the bounded moment condition up to a certain order by truncating η_g (cf., Hall, 2013, p.256; Bhattacharya and Ghosh, 1978, p.446).

Remark 3. *We follow Djogbenou et al. (2019) when defining η_g by removing redundant components from $\tilde{\eta}_g$. Formally, we define η_g by using two matrices \mathbf{M}_1 and \mathbf{M}_2 such that $\tilde{\eta}_g = \mathbf{M}_1\eta_g$ and $\eta_g = \mathbf{M}_2\tilde{\eta}_g$ for every g .¹¹ This definition implicitly assumes the matrix $\text{Var}(\tilde{\eta}_g | \mathbf{X} = \mathbf{x})$ has the same null space across g . Since the framework of this paper treat \mathbf{X} as fixed to \mathbf{x} , it is possible for the matrix $\text{Var}(\tilde{\eta}_g | \mathbf{X} = \mathbf{x})$ to have different null spaces (or different ranks) for different values of g . In that case, using an increasing sequence $\{S_\ell\}$ of integers with $S_0 = 0$, we can consider $\sum_{g=S_{\ell-1}+1}^{S_\ell} \tilde{\eta}_g$ instead of η_g itself, so that the matrix $\text{Var}(\sum_{g=S_{\ell-1}+1}^{S_\ell} \tilde{\eta}_g | \mathbf{X} = \mathbf{x})$ has the same null space across g .*

3 Monte Carlo simulations

In this section, we investigate the finite-sample performance of the critical value proposed in Section 2 using simulated data. We compare our method (denoted by “Analytical” in the figures) with a few existing methods, such as (i) the t_{G-1} critical value (“Student”), (ii) the restricted wild cluster bootstrap with Rademacher weights by Cameron et al. (2008) (“WCB”), and (iii) the pairs percentile- t cluster bootstrap (“Pairs”) as well as the standard normal critical value (“Normal”).¹²¹³ We also compute the infeasible true Cornish-Fisher expansion as a comparison of our proposed critical value. For all four designs, we use 10,000 simulations; all bootstrap procedures use 1000 draws, and the

¹¹We assume without loss of generality that the first component η_{1g} of η_g is ω_{1g} .

¹²When we use the t_{G-1} critical value, we multiply $\hat{\sigma}^2$ by a finite sample adjustment term: $d_1 = \frac{(N-1)G}{(N-k)(G-1)}$, $d_2 = \frac{G}{(G-1)}$, and $d_3 = \frac{(N-1)G}{(N-k-G)(G-1)}$ with $N = \sum_{g=1}^G N_g$. Option d_3 treats each fixed effect as an additional regressor. We use d_1 as the benchmark in the main text. Results for d_2 and d_3 are provided in Appendix Section B.

¹³For the pairs cluster bootstrap, we use the Moore-Penrose inverse when we cannot invert a resampled matrix of $\frac{1}{G} \sum_{g=1}^G X'_g X_g$.

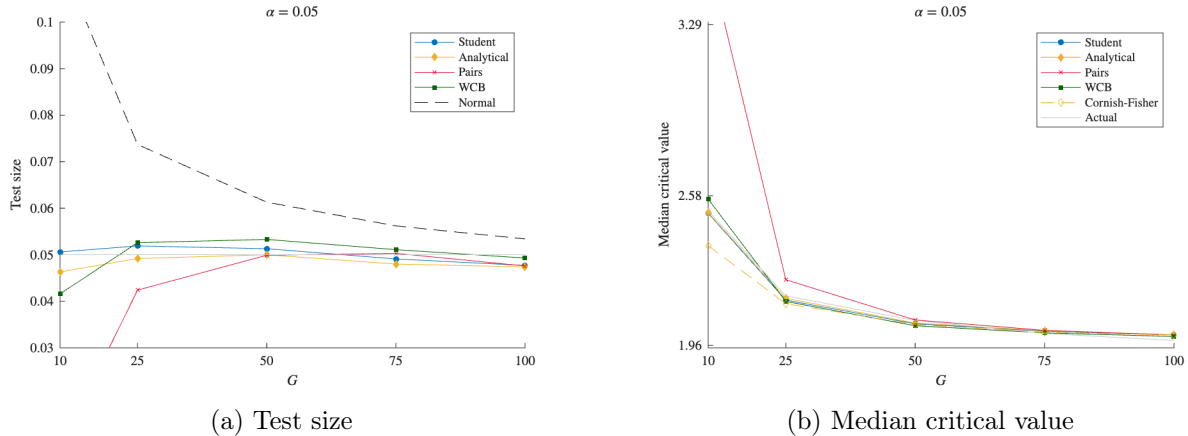


Figure 1: Test size and median critical values for two-sided tests in the [Bertrand et al. \(2004\)](#) design. The left panel reports test size, and the right panel reports median critical values. α is the nominal test size. Panel (b) vertical grid values correspond to two-sided Normal critical values for tests with nominal sizes 5%, 1%, and 0.1%.

sample sizes are 10, 25, 50, 75, 100, and 200. We consider four designs that are challenging for existing methods but can be accommodated well using our analytic corrections. The first design features binary regressors, which is challenging for the pairs cluster bootstrap, while the second design features skewed errors, which is challenging for the cluster wild bootstrap. The third design combines these two features. The fourth design is a generic fixed-effects panel design with unequal cluster sizes, a binary within-cluster regressor, and skewed errors.

In all the designs, the normal critical value $\Phi^{-1}(1 - \alpha/2)$ over-rejects the null hypothesis even if it is true. The additional term of $-G^{-1}\hat{q}_2(\Phi^{-1}(1 - \alpha/2))$ in our proposed critical value reduce the magnitude of over-rejections. The comparison with other methods depends on the design. Especially, the skewness $\mu_{1,1,1}$ affects the comparison between our proposal and the wild cluster bootstrap.

3.1 Design with binary regressors

In this section, we follow the simulation design (BDM) from [Bertrand et al. \(2004\)](#) and [Cameron et al. \(2008, Section 5.A\)](#). It uses a state-year panel of excess earnings from 1979 to 1999 based on the Current Population Survey.¹⁴ For each simulation draw, we randomly select G out of 50 states with replacement. We randomly select the policy change time uniformly from $\{1984, \dots, 1993\}$ and assume that half of the G states experience the policy change after the selected time period. We construct the policy dummy variable accordingly. By definition, this policy dummy variable has a zero coefficient in the population. We regress the excess earnings on the policy dummy, the year dummies, and the state dummies. Then we conduct the significance test for the coefficient of the

¹⁴We use the data from the replication package of [Cameron and Miller \(2015\)](#): <https://cameron.econ.ucdavis.edu/research/papers.html> In particular, this simulation exercise uses the variable `lnwage` from `CPS_panel.dta` from 1979 to 1999.

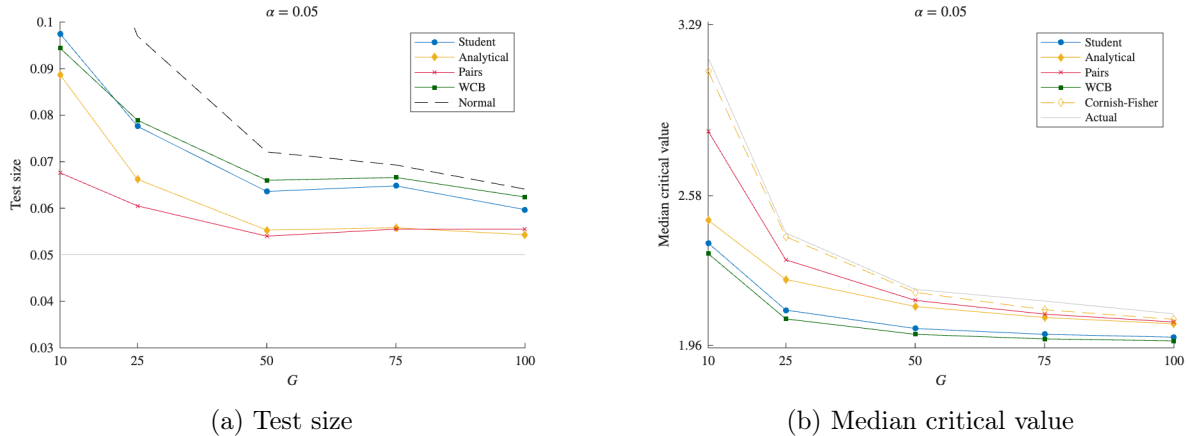


Figure 2: Test size and median critical values for two-sided tests with a skewed error distribution. The left panel reports test size, and the right panel reports median critical values. α is the nominal test size. Panel (b) vertical grid values correspond to two-sided Normal critical values for tests with nominal sizes 5%, 1%, and 0.1%.

policy dummy variable.

In the data generating process of this section, the skewness of the score is close to zero (with $\hat{\mu}_{1,1,1} = 0.02$ for $G = 10^4$). Although the Cramér condition does not hold for this design because all the variables are discrete (cf., [Bhattacharya and Rao, 1976](#), Ch.5), we can consider whether a critical value accounts for the skewness and kurtosis of the t -statistic, which are the key components of the second-order Cramér-Edgeworth expansion. Our proposed method matches these moments by estimating them explicitly. At the same time, the wild cluster bootstrap approximates the skewness and kurtosis well because it uses zero skewness and estimates the kurtosis consistently ([Djogbenou et al., 2019](#), Section 5.2).

Figure 1 shows the rejection probabilities for different methods.¹⁵ As documented in [Cameron et al. \(2008\)](#), the pairs cluster bootstrap under-rejects for small values of G (e.g., $G = 10$), while the inference based on the t_{G-1} critical value over-rejects. All methods control the size approximately when G is sufficiently large (e.g., $G = 50$). Our proposed method exhibits comparable performance to the wild cluster bootstrap, even for a small value of $G = 10$.

3.2 Design with a skewed error distribution

To compare the methods when the error has large skewness, we consider the case with $N_g = 1$, $X_{ig} = 1$, and Y_{ig} follows the demeaned exponential distribution with unit variance. This design is used in Section 3 of [Hall \(1983\)](#) for one-sided tests. Since the error has a skewness of 2, Theorem 5.2 of [Djogbenou et al. \(2019\)](#) implies that the wild cluster bootstrap does not have asymptotic refinement in this case. Then we conduct the test for the mean being equal to zero.

Figure 2 shows the rejection probabilities for different methods with the skewed error distribu-

¹⁵In Appendix B, we provide the tables which report the rejection probabilities.

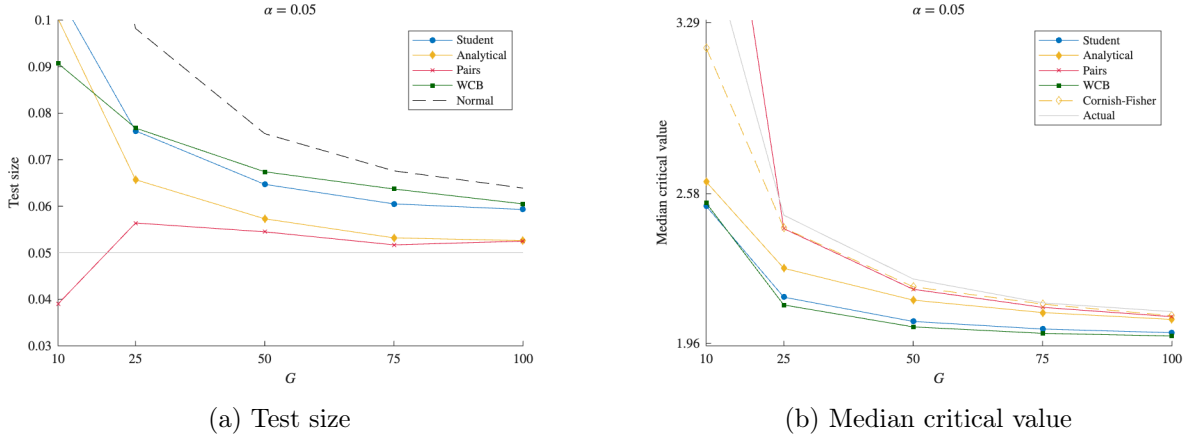


Figure 3: Test size and median critical values for two-sided tests with a skewed error and a binary regressor. The left panel reports test size, and the right panel reports median critical values. α is the nominal test size. Panel (b) vertical grid values correspond to two-sided Normal critical values for tests with nominal sizes 5%, 1%, and 0.1%.

tion. Again, the rejection probabilities of all the methods approach the prespecified significance level (5%) as G increases, which confirms their asymptotic validity. However, the finite-sample performance differs. The rejection probabilities of our proposed method approach 5% faster than the wild cluster bootstrap. This is consistent with the theoretical fact that the wild cluster bootstrap does not have asymptotic refinement in this data distribution. In contrast, our analytical approach and the pairs cluster bootstrap both achieve the asymptotic refinement. It explains why these methods are similar to each other and much closer to nominal size than the other two methods in Figure 2 as G increases.

3.3 Design with a skewed error distribution and a binary regressor

Now we consider the case with $N_g = 1$, $X_g = (1, 1)$ for the first 50% of g and $(1, 0)$ for the others, and $Y_g = X_g\beta + (2X_{g2} - 1)u_g$ where $\beta = (0, 0)'$ and u_g is the demeaned exponential random variable with unit variance. We conduct the significance test for the second component of β . In this case, we have $\mu_{1,1,1} = 2.00$. This design has two features. First, the regressor is binary. As a result, when we use the pairs cluster bootstrap, the resampled value of $\frac{1}{G} \sum_{g=1}^G X'_g X_g$ can be (nearly) singular. As in Cameron et al. (2008), this feature may cause the poor size control of the pairs cluster bootstrap. Second, the error distribution is exponential and therefore the skewness of the score $\mu_{1,1,1}$ is non-zero. In such a case, the asymptotic refinement happens for our proposed method but not for the wild cluster bootstrap.

Figure 3 shows the rejection probabilities using this data generating process. The results confirm the consequences of the above two features. The pairs cluster bootstrap over-rejects when the sample size is small. For $G = 25$ or larger, we can see our method is closer to $\alpha = 5\%$ than the t_{G-1} critical value or the wild cluster bootstrap.

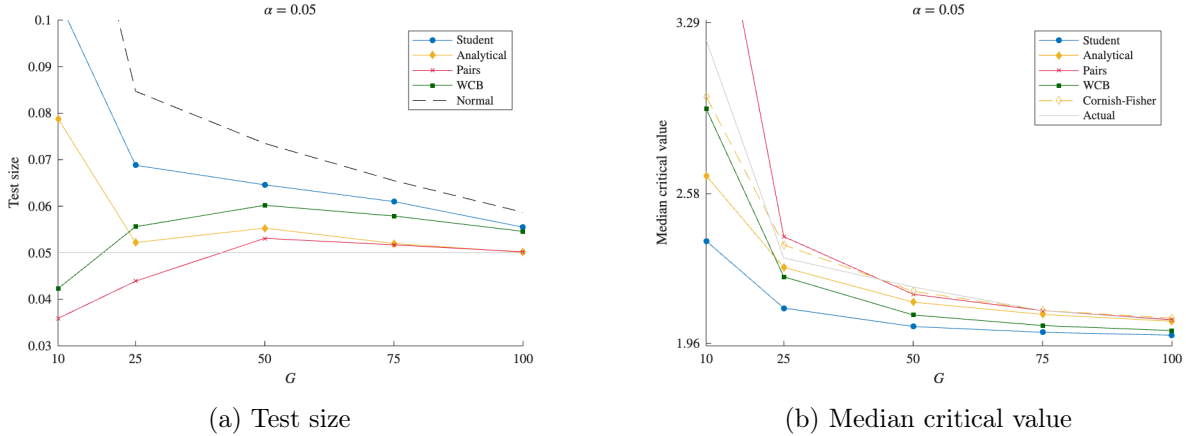


Figure 4: Test size and median critical values for two-sided tests in the generic fixed-effects design. The left panel reports test size, and the right panel reports median critical values. α is the nominal test size. Panel (b) vertical grid values correspond to two-sided Normal critical values for tests with nominal sizes 5%, 1%, and 0.1%.

3.4 Design with fixed-effects, uneven clusters, and skewed errors

Finally, we consider a design with a scalar regressor and a cluster fixed effect. We set $\beta = 0$ and conduct a two-sided test of $H_0 : \beta = 0$. For a given number of clusters G , the cluster sizes are unequal and generated as

$$N_g = 2 + \lceil 2G \exp(g/G) / (\exp(1/G) + \dots + \exp(G/G)) \rceil$$

following Djogbenou et al. (2019, Section 4).¹⁶ We have $N = \sum_{g=1}^G N_g$ observations in total and index the stacked observations by j with $j = N_1 + \dots + N_{g-1} + i$ for observation ig . The regressor is binary and is generated as

$$X_{ig} = 1 \{j < N/2 \text{ and } j \text{ is odd}\}.$$

For each cluster, we draw a fixed effect $\epsilon_g \sim \text{Uniform}(0.5, 1)$.¹⁷ Let ξ_{ig} follow the demeaned exponential distribution with unit variance. The outcome is generated by

$$Y_{ig} = \epsilon_g + X_{ig}\beta + (2X_{ig} - 1)\xi_{ig}.$$

The sign of the skewed error, therefore, depends on the value of the binary regressor.

Figure 4 shows the rejection probabilities using this data generating process. The rejection probabilities of all methods approach the nominal size as G increases. For small values of G , the normal and Student critical values over-reject, while the pairs cluster bootstrap can be conservative.

¹⁶We add 2, and the binary regressor has a nonzero variation within each cluster even after the within transformation.

¹⁷The simulation results in this section does not change even if we change the distribution of ϵ_g , since the within transformation removes ϵ_g .

The analytical correction is close to the nominal size once G is moderately large and remains comparable to the pairs cluster bootstrap procedure in this fixed-effects design.

4 Conclusion

In this paper, we propose an inference method for linear regression with clustered errors that achieves third-order asymptotic refinements. Unlike the cluster pairs bootstrap, it does not resample the Gram matrix of $\frac{1}{G} \sum_{g=1}^G X'_g X_g$, thus avoiding a small-sample issue of the cluster pairs bootstrap (cf., [Cameron et al., 2008](#)). Our simulation results show favorable finite-sample performance of the proposed method, especially when compared with the conventional normal critical values. Notably, it works comparably to the wild bootstrap in the simulation design based on [Bertrand et al. \(2004\)](#) and for some designs with skewed distributions it has better size control than the wild bootstrap. It support the theoretical comparison that the wild bootstrap does not achieve the asymptotic refinement with skewed errors while the proposed method does.

References

- BAI, Z. AND C. R. RAO (1991): “Edgeworth expansion of a function of sample means,” *The Annals of Statistics*, 1295–1315.
- BERTRAND, M., E. DUFLO, AND S. MULLAINATHAN (2004): “How much should we trust differences-in-differences estimates?” *The Quarterly journal of economics*, 119, 249–275.
- BESTER, C. A., T. G. CONLEY, AND C. B. HANSEN (2011): “Inference with dependent data using cluster covariance estimators,” *Journal of Econometrics*, 165, 137–151.
- BHATTACHARYA, R. N. AND J. K. GHOSH (1978): “On the validity of the formal Edgeworth expansion,” *Ann. Statist.*, 6, 434–451.
- BHATTACHARYA, R. N. AND R. R. RAO (1976): *Normal Approximation and Asymptotic Expansions*, SIAM.
- BOBKOV, S., G. CHISTYAKOV, AND F. GÖTZE (2012): “Bounds for characteristic functions in terms of quantiles and entropy,” *Electronic Communications in Probability*, 17, 1–9.
- CAMERON, A. C., J. B. GELBACH, AND D. L. MILLER (2008): “Bootstrap-based improvements for inference with clustered errors,” *The review of economics and statistics*, 90, 414–427.
- CAMERON, A. C. AND D. L. MILLER (2015): “A practitioner’s guide to cluster-robust inference,” *Journal of human resources*, 50, 317–372.
- (2025): “Inference for Regression with Clustered or Spatially Correlated Data,” *Working Paper*.
- CANAY, I. A., A. SANTOS, AND A. M. SHAIKH (2021): “The wild bootstrap with a “small” number of “large” clusters,” *Review of Economics and Statistics*, 103, 346–363.
- CARTER, A. V., K. T. SCHNEPEL, AND D. G. STEIGERWALD (2017): “Asymptotic behavior of at-test robust to cluster heterogeneity,” *Review of Economics and Statistics*, 99, 698–709.

- CHIANG, H. D., Y. SASAKI, AND Y. WANG (2023): “Genuinely robust inference for clustered data,” *arXiv preprint arXiv:2308.10138*.
- CRAMÉR, H. (1928): “On the Composition of Elementary Errors,” *Skandinavisk Aktuarietidskrift*, 11, 13–74, 141–180.
- DJOGBENOU, A. A., J. G. MACKINNON, AND M. Ø. NIELSEN (2019): “Asymptotic Theory and Wild Bootstrap Inference with Clustered Errors,” *Journal of Econometrics*, 212, 393–412.
- EDGEWORTH, F. Y. (1905): “The Law of Error,” *Proceedings of the Cambridge Philosophical Society*, 20, 36–65.
- HALL, P. (1983): “Inverting an Edgeworth expansion,” *Annals of Statistics*, 569–576.
- (2013): *The Bootstrap and Edgeworth Expansion*, Springer Science & Business Media.
- HANSEN, B. E. (2021): “The exact distribution of the White t-ratio,” *Manuscript, University of Wisconsin*.
- (2025): “Jackknife standard errors for clustered regression,” *Review of Economic Studies*.
- HANSEN, B. E. AND S. LEE (2019): “Asymptotic theory for clustered samples,” *Journal of econometrics*, 210, 268–290.
- HORN, R. A. AND C. R. JOHNSON (2012): *Matrix Analysis*, Cambridge University Press.
- IMBENS, G. W. AND M. KOLESAR (2016): “Robust standard errors in small samples: Some practical advice,” *Review of Economics and Statistics*, 98, 701–712.
- KOJEVNIKOV, D. AND K. SONG (2023): “Some impossibility results for inference with cluster dependence with large clusters,” *Journal of Econometrics*, 237, 105524.
- LIU, R. Y. (1988): “Bootstrap procedures under some non-iid models,” *The annals of statistics*, 1696–1708.
- MACKINNON, J. G., M. Ø. NIELSEN, AND M. D. WEBB (2023): “Cluster-robust inference: A guide to empirical practice,” *Journal of Econometrics*, 232, 272–299.
- MCCAFFREY, D. F. AND R. M. BELL (2003): “Bias reduction in standard errors for linear regression with multi-stage samples,” *Quality control and applied statistics*, 48, 677–682.
- STUDENT (1908): “The probable error of a mean,” *Biometrika*, 1–25.
- YOUNG, A. (2016): “Improved, nearly exact, statistical inference with robust and clustered covariance matrices using effective degrees of freedom corrections,” *Manuscript, London School of Economics*.

Appendix

A Proofs

A.1 Proof of Lemma 2.1

Proof of Lemma 2.1. Note that $\lambda' \Pi X'_g \hat{u}_g = \lambda' \Pi X'_g u_g - \lambda' \Pi X'_g X_g (\hat{\beta} - \beta)$ and that

$$\begin{aligned}
\frac{1}{G} \sum_{g=1}^G (\lambda' \Pi X'_g \hat{u}_g)^2 &= \frac{1}{G} \sum_{g=1}^G (\lambda' \Pi X'_g u_g)^2 \\
&\quad - 2 \frac{1}{G} \sum_{g=1}^G (\lambda' \Pi X'_g u_g)' \lambda' \Pi X'_g X_g (\hat{\beta} - \beta) \\
&\quad + \frac{1}{G} \sum_{g=1}^G (\hat{\beta} - \beta)' X'_g X_g \Pi \lambda \lambda' \Pi X'_g X_g (\hat{\beta} - \beta) \\
&= \frac{1}{G} \sum_{g=1}^G (\lambda' \Pi X'_g u_g)^2 \\
&\quad - 2 \left(\frac{1}{G} \sum_{g=1}^G (X'_g X_g \Pi \lambda \lambda' \Pi X'_g u_g) \right)' (\hat{\beta} - \beta) \\
&\quad + \frac{1}{G} (\hat{\beta} - \beta)' \left(\sum_{g=1}^G X'_g X_g \Pi \lambda \lambda' \Pi X'_g X_g \right) (\hat{\beta} - \beta).
\end{aligned}$$

Therefore,

$$\begin{aligned}
\hat{\sigma}^2 / \sigma^2 &= 1 + \frac{1}{G} \sum_{g=1}^G \omega_{3g} - 2\sigma^{-2} \left(\frac{1}{G} \sum_{g=1}^G X'_g X_g \Pi \lambda \lambda' \Pi X'_g u_g \right)' \left(\frac{1}{G} \sum_{g=1}^G \Pi X'_g u_g \right) \\
&\quad + \sigma^{-2} \left(\frac{1}{G} \sum_{g=1}^G \Pi X'_g u_g \right)' \frac{1}{G} \sum_{g=1}^G X'_g X_g \Pi \lambda \lambda' \Pi X'_g X_g \left(\frac{1}{G} \sum_{g=1}^G \Pi X'_g u_g \right).
\end{aligned}$$

□

A.2 Proof of Theorem 1

Proof of Theorem 1. By Slutsky's theorem, it suffices to show $\hat{c}v \rightarrow_p \Phi^{-1}(1 - \alpha/2)$ and $t \rightarrow_d N(0, 1)$. The first statement follows from the assumption of $\hat{q}_2(\Phi^{-1}(1 - \alpha/2)) = o_p(G)$. The numerator of t is $\frac{1}{\sqrt{G}} \sum_{g=1}^G \omega_{1g}$, which converges in distribution to the standard normal distribution by Lyapunov central limit theorem with bounded fourth average moment. By Lemma 2.1, the square of the denominator $\hat{\sigma}^2 / \sigma^2$ converges in probability to one, because $\frac{1}{G} \sum_{g=1}^G \omega_{2g} = o_p(1)$ and $\frac{1}{G} \sum_{g=1}^G \omega_{3g} = o_p(1)$ by the weak law of large numbers with bounded second average moment. □

A.3 Proof of Theorem 2

Lemma A.1. *Let ζ_1, \dots, ζ_G be any independent random variables with a bounded average fourth central moment given $\mathbf{X} = \mathbf{x}$. For any sequence $\{\varepsilon_G\}$ with $\varepsilon_G > 0$ and $G\varepsilon_G^4 \rightarrow \infty$, we have*

$$\Pr \left(\left| \frac{1}{G} \sum_{g=1}^G (\zeta_g - E[\zeta_g | \mathbf{X} = \mathbf{x}]) \right| > \varepsilon_G \mid \mathbf{X} = \mathbf{x} \right) = o(G^{-1}).$$

Proof. By Markov's inequality (for the fourth moment), we have

$$\begin{aligned} & \Pr \left(\left| \frac{1}{G} \sum_{g=1}^G (\zeta_g - E[\zeta_g | \mathbf{X} = \mathbf{x}]) \right| > \varepsilon_G \mid \mathbf{X} = \mathbf{x} \right) \\ & \leq \frac{E \left[\left(\frac{1}{G} \sum_{g=1}^G (\zeta_g - E[\zeta_g | \mathbf{X} = \mathbf{x}]) \right)^4 \mid \mathbf{X} = \mathbf{x} \right]}{\varepsilon_G^4} \\ & = \frac{\frac{1}{G^4} \sum_{g=1}^G E[(\zeta_g - E[\zeta_g | \mathbf{X} = \mathbf{x}])^4 | \mathbf{X} = \mathbf{x}]}{\varepsilon_G^4} \\ & \quad + 3 \frac{\frac{1}{G^4} \sum_{g_1 \neq g_2} E[(\zeta_{g_1} - E[\zeta_{g_1} | \mathbf{X} = \mathbf{x}])^2 (\zeta_{g_2} - E[\zeta_{g_2} | \mathbf{X} = \mathbf{x}])^2 | \mathbf{X} = \mathbf{x}]}{\varepsilon_G^4}, \end{aligned}$$

where the equality follows from the independence across g . Note that

$$\begin{aligned} & \frac{1}{G^4} \sum_{g_1=1}^G \sum_{g_2=1}^G E[(\zeta_{g_1} - E[\zeta_{g_1} | \mathbf{X} = \mathbf{x}])^2 (\zeta_{g_2} - E[\zeta_{g_2} | \mathbf{X} = \mathbf{x}])^2 | \mathbf{X} = \mathbf{x}] \\ & \leq \frac{1}{G^4} \sum_{g_1=1}^G \sum_{g_2=1}^G E[(\zeta_{g_1} - E[\zeta_{g_1} | \mathbf{X} = \mathbf{x}])^4 | \mathbf{X} = \mathbf{x}]^{1/2} E[(\zeta_{g_2} - E[\zeta_{g_2} | \mathbf{X} = \mathbf{x}])^4 | \mathbf{X} = \mathbf{x}]^{1/2} \\ & = \frac{1}{G^2} \left(\frac{1}{G} \sum_{g=1}^G E[(\zeta_g - E[\zeta_g | \mathbf{X} = \mathbf{x}])^4 | \mathbf{X} = \mathbf{x}]^{1/2} \right)^2 \\ & \leq \frac{1}{G^2} \frac{1}{G} \sum_{g=1}^G E[(\zeta_g - E[\zeta_g | \mathbf{X} = \mathbf{x}])^4 | \mathbf{X} = \mathbf{x}], \end{aligned}$$

where the second inequality follows from the Cauchy-Schwarz inequality, and the last inequality follows from Jensen's inequality. Since $G\varepsilon_G^4 \rightarrow \infty$, we have the statement of this lemma. \square

Lemma A.2. *Let $\hat{\vartheta}_{1,G}, \dots, \hat{\vartheta}_{L,G}$ be L sequences of random variables. Suppose $\hat{\rho}_G$ is the composition of a finite number of matrix additions and/or matrix multiplications of $\hat{\vartheta}_{1,G}, \dots, \hat{\vartheta}_{L,G}$. Suppose that the sequence $\sum_{\ell=1, \dots, L} \|\vartheta_{\ell,G}\|$ is bounded and $\sum_{\ell=1}^L \Pr(\|\hat{\vartheta}_{\ell,G} - \vartheta_{\ell,G}\| > \varepsilon_G \mid \mathbf{X} = \mathbf{x}) = o(G^{-1})$ for some diminishing sequence $\{\varepsilon_G\}$. Then there is some constant C such that*

$$\Pr(\|\hat{\rho}_G - \rho_G\| > C\varepsilon_G \mid \mathbf{X} = \mathbf{x}) = o(G^{-1}).$$

If, in addition, ρ_G is an invertible matrix whose singular values are uniformly bounded away from zero, then there is some constant C such that

$$Pr(\|\hat{\rho}_G^{-1} - \rho_G^{-1}\| > C\varepsilon_G \mid \mathbf{X} = \mathbf{x}) = o(G^{-1}).$$

Proof. For the first result, it suffices to show that $Pr(\|(\hat{\vartheta}_{1,G}\hat{\vartheta}_{2,G} + \hat{\vartheta}_{3,G}) - (\vartheta_{1,G}\vartheta_{2,G} + \vartheta_{3,G})\| > \varepsilon_G \mid \mathbf{X} = \mathbf{x}) = o(G^{-1})$ for some constant C . Since

$$\begin{aligned} \|(\hat{\vartheta}_{1,G}\hat{\vartheta}_{2,G} + \hat{\vartheta}_{3,G}) - (\vartheta_{1,G}\vartheta_{2,G} + \vartheta_{3,G})\| &\leq \|\hat{\vartheta}_{1,G} - \vartheta_{1,G}\|\|\hat{\vartheta}_{2,G} - \vartheta_{2,G}\| + \|\vartheta_{1,G}\|\|\hat{\vartheta}_{2,G} - \vartheta_{2,G}\| \\ &\quad + \|\hat{\vartheta}_{1,G} - \vartheta_{1,G}\|\|\vartheta_{2,G}\| + \|\hat{\vartheta}_{3,G} - \vartheta_{3,G}\|, \end{aligned}$$

we have

$$\begin{aligned} &Pr(\|(\hat{\vartheta}_{1,G}\hat{\vartheta}_{2,G} + \hat{\vartheta}_{3,G}) - (\vartheta_{1,G}\vartheta_{2,G} + \vartheta_{3,G})\| > \varepsilon_G^2 + (\|\vartheta_{1,G}\| + \|\vartheta_{2,G}\|)\varepsilon_G + \varepsilon_G \mid \mathbf{X} = \mathbf{x}) \\ &\leq Pr(\|\hat{\vartheta}_{1,G} - \vartheta_{1,G}\|\|\hat{\vartheta}_{2,G} - \vartheta_{2,G}\| > \varepsilon_G^2 \mid \mathbf{X} = \mathbf{x}) \\ &\quad + Pr(\|\vartheta_{1,G}\|\|\hat{\vartheta}_{2,G} - \vartheta_{2,G}\| > \|\vartheta_{1,G}\|\varepsilon_G \mid \mathbf{X} = \mathbf{x}) + Pr(\|\hat{\vartheta}_{1,G} - \vartheta_{1,G}\|\|\vartheta_{2,G}\| > \|\vartheta_{2,G}\|\varepsilon_G \mid \mathbf{X} = \mathbf{x}) \\ &\quad + Pr(\|\hat{\vartheta}_{3,G} - \vartheta_{3,G}\| > \varepsilon_G \mid \mathbf{X} = \mathbf{x}) \\ &\leq Pr(\|\hat{\vartheta}_{1,G} - \vartheta_{1,G}\| > \varepsilon_G \mid \mathbf{X} = \mathbf{x}) + Pr(\|\hat{\vartheta}_{2,G} - \vartheta_{2,G}\| > \varepsilon_G \mid \mathbf{X} = \mathbf{x}) \\ &\quad + Pr(\|\hat{\vartheta}_{2,G} - \vartheta_{2,G}\| > \varepsilon_G \mid \mathbf{X} = \mathbf{x}) + Pr(\|\hat{\vartheta}_{1,G} - \vartheta_{1,G}\| > \varepsilon_G \mid \mathbf{X} = \mathbf{x}) \\ &\quad + Pr(\|\hat{\vartheta}_{3,G} - \vartheta_{3,G}\| > \varepsilon_G \mid \mathbf{X} = \mathbf{x}) \\ &= o(G^{-1}). \end{aligned}$$

By taking C such that $C > \varepsilon_G + (\|\vartheta_{1,G}\| + \|\vartheta_{2,G}\|) + 1$, the first result holds. Now we will show the second result about the inverse as follows. By [Horn and Johnson \(2012, Eq.\(5.8.6\)\)](#), we have

$$\|\hat{\rho}_G^{-1} - \rho_G^{-1}\| \leq \|\rho_G^{-1}\| \frac{\|\rho_G^{-1}\|\|\hat{\rho}_G - \rho_G\|}{1 - \|\rho_G^{-1}\|\|\hat{\rho}_G - \rho_G\|}$$

as long as $\|\rho_G^{-1}\|\|\hat{\rho}_G - \rho_G\| < 1$. When $\varepsilon_G \leq 0.5\|\rho_G^{-1}\|^{-1}$, we have

$$\|\hat{\rho}_G - \rho_G\| < \varepsilon_G \implies \|\hat{\rho}_G^{-1} - \rho_G^{-1}\| \leq \|\rho_G^{-1}\| \frac{\|\rho_G^{-1}\|\varepsilon_G}{1 - \|\rho_G^{-1}\|\varepsilon_G} \leq 2\|\rho_G^{-1}\|^2\varepsilon_G.$$

Therefore, the second result holds. \square

Lemma A.3. *Suppose the assumptions in Theorem 2 as well as the null hypothesis H_0 . For every $z > 0$, there is some sequence $\{\varepsilon_G\}$ such that $\varepsilon_G = o(1)$ and that $Pr(|\hat{q}_2(z) - q_2(z)| > \varepsilon_G \mid \mathbf{X} = \mathbf{x}) = o(G^{-1})$.*

Proof. By Lemma A.2 and the Cramér-Edgeworth expansion in (1), it suffices to investigate $\hat{\mu}_{1,2} -$

$\mu_{1,2}$, $\hat{\mu}_{2,2} - \mu_{2,2}$, $\hat{\mu}_{1,1,1} - \mu_{1,1,1}$, and $\hat{\mu}_{1,1,1,1} - \mu_{1,1,1,1}$. Note that

$$\begin{aligned}
\hat{\mu}_{1,2} - \mu_{1,2} &= \frac{1}{G} \sum_g ((\hat{\omega}_{1g_1} - \omega_{1g_1})\omega_{2g_1} + \omega_{1g_1}(\hat{\omega}_{2g_1} - \omega_{2g_1}) + (\hat{\omega}_{1g_1} - \omega_{1g_1})(\hat{\omega}_{2g_1} - \omega_{2g_1})) \\
&\quad + \frac{1}{G} \sum_g (\omega_{1g_1}\omega_{2g_1} - E[\omega_{1g_1}\omega_{2g_1} \mid \mathbf{X} = \mathbf{x}]) \\
\hat{\mu}_{2,2} - \mu_{2,2} &= \frac{1}{G} \sum_g ((\hat{\omega}_{2g} - \omega_{2g})'\Gamma\omega_{2g} + \omega_{2g}'\Gamma(\hat{\omega}_{2g} - \omega_{2g}) + (\hat{\omega}_{2g} - \omega_{2g})'\Gamma(\hat{\omega}_{2g} - \omega_{2g})) \\
&\quad + \frac{1}{G} \sum_g (\omega_{2g}'\Gamma\omega_{2g} - E[\omega_{2g}'\Gamma\omega_{2g} \mid \mathbf{X} = \mathbf{x}]), \\
\hat{\mu}_{1,1,1} - \mu_{1,1,1} &= \frac{1}{G} \sum_g (\hat{\omega}_{1g} - \omega_{1g})((\hat{\omega}_{1g} - \omega_{1g})^2 + 3(\hat{\omega}_{1g} - \omega_{1g})\omega_{1g} + 3\omega_{1g}^2) \\
&\quad + \frac{1}{G} \sum_g (\omega_{1g}^3 - E[\omega_{1g}^3 \mid \mathbf{X} = \mathbf{x}]), \\
\hat{\mu}_{1,1,1,1} - \mu_{1,1,1,1} &= \frac{1}{G} \sum_g (\hat{\omega}_{1g} - \omega_{1g})(4\omega_{1g}^3 + 6\omega_{1g}^2(\hat{\omega}_{1g} - \omega_{1g}) + 4\omega_{1g}(\hat{\omega}_{1g} - \omega_{1g})^2 + (\hat{\omega}_{1g} - \omega_{1g})^3) \\
&\quad + \frac{1}{G} \sum_g (\omega_{1g}^4 - E[\omega_{1g}^4 \mid \mathbf{X} = \mathbf{x}]),
\end{aligned}$$

$$\begin{aligned}
\hat{\omega}_{1g} - \omega_{1g} &= ((\hat{\sigma}/\sigma)^{-1} - 1)\omega_{1g} - (\hat{\sigma}/\sigma)^{-1}\sigma^{-1}\lambda'\Pi X_g'X_g(\hat{\beta} - \beta), \\
\hat{\omega}_{2g} - \omega_{2g} &= ((\hat{\sigma}/\sigma)^{-1} - 1)\omega_{2g} - (\hat{\sigma}/\sigma)^{-1}\sigma^{-1} \begin{pmatrix} I_k \\ X_g'X_g\Pi'\lambda\lambda' \end{pmatrix} \Pi X_g'X_g(\hat{\beta} - \beta).
\end{aligned}$$

Each term in the above expressions is bounded as follows:

$$\|\hat{\beta} - \beta\| \leq \|\Pi\| \left\| \frac{1}{G} \sum_{g=1}^G X_g' u_g \right\|,$$

$$\begin{aligned}
|\hat{\omega}_{1g} - \omega_{1g}| &\leq |(\hat{\sigma}/\sigma)^{-1} - 1|\omega_{1g}| \\
&\quad + \|\hat{\beta} - \beta\| |\hat{\sigma}/\sigma|^{-1}\sigma^{-1}\|\lambda\| \|\Pi\| \|X_g'X_g\|, \\
\|\hat{\omega}_{2g} - \omega_{2g}\| &\leq |(\hat{\sigma}/\sigma)^{-1} - 1|\|\omega_{2g}\| \\
&\quad + \|\hat{\beta} - \beta\| |\hat{\sigma}/\sigma|^{-1}\sigma^{-1}\|\Pi\| \|X_g'X_g\| \\
&\quad + \|\hat{\beta} - \beta\| |\hat{\sigma}/\sigma|^{-1}\sigma^{-1}\|\lambda\|^2 \|\Pi\|^2 \|X_g'X_g\|^2,
\end{aligned}$$

$$\begin{aligned}
|\omega_{1g}| &\leq \sigma^{-1}\|\lambda\| \|\Pi\| \|X_g' u_g\|, \\
\|\omega_{2g}\| &\leq \sigma^{-1}\|\Pi\| \|X_g' u_g\| + \sigma^{-1}\|\lambda\|^2 \|\Pi\|^2 \|X_g'X_g\| \|X_g' u_g\|.
\end{aligned}$$

By Lemma A.1-A.2 and Assumption 1, we have the statement of this lemma. \square

Proof of Theorem 2. This proof essentially follows the proof of Hall (1983, Theorem 1), while not using his i.i.d. assumption. Let $z = \Phi^{-1}(1 - \alpha/2)$. Using the sequence ε_G in Lemma A.3, we have

$$\begin{aligned}
Pr(|t| \leq z - G^{-1}\hat{q}_2(z) \mid \mathbf{X} = \mathbf{x}) &= Pr(|t| \leq z - G^{-1}\hat{q}_2(z), |\hat{q}_2(z) - q_2(z)| > \varepsilon_G \mid \mathbf{X} = \mathbf{x}) \\
&\quad + Pr(|t| \leq z - G^{-1}\hat{q}_2(z), |\hat{q}_2(z) - q_2(z)| \leq \varepsilon_G \mid \mathbf{X} = \mathbf{x}) \\
&\leq Pr(|\hat{q}_2(z) - q_2(z)| > \varepsilon_G \mid \mathbf{X} = \mathbf{x}) \\
&\quad + Pr(|t| \leq z - G^{-1}q_2(z) + G^{-1}\varepsilon_G \mid \mathbf{X} = \mathbf{x}) \\
&= o(G^{-1}) + Pr(|t| \leq z - G^{-1}q_2(z) + G^{-1}\varepsilon_G \mid \mathbf{X} = \mathbf{x}). \tag{2}
\end{aligned}$$

Similarly, we have

$$Pr(|t| \leq z - G^{-1}\hat{q}_2(z) \mid \mathbf{X} = \mathbf{x}) \geq o(G^{-1}) + Pr(|t| \leq z - G^{-1}q_2(z) - G^{-1}\varepsilon_G \mid \mathbf{X} = \mathbf{x}). \tag{3}$$

By the Cramér-Edgeworth expansion in (1), we have

$$\begin{aligned}
Pr(|t| \leq z - G^{-1}q_2(z) + G^{-1}\varepsilon_G \mid \mathbf{X} = \mathbf{x}) &= 2\Phi(z - G^{-1}q_2(z) + G^{-1}\varepsilon_G) - 1 \\
&\quad + 2G^{-1}q_2(z - G^{-1}q_2(z) + G^{-1}\varepsilon_G)\phi(z - G^{-1}q_2(z) + G^{-1}\varepsilon_G) \\
&\quad + o(G^{-1}) \\
Pr(|t| \leq z - G^{-1}q_2(z) - G^{-1}\varepsilon_G \mid \mathbf{X} = \mathbf{x}) &= 2\Phi(z - G^{-1}q_2(z) - G^{-1}\varepsilon_G) - 1 \\
&\quad + 2G^{-1}q_2(z - G^{-1}q_2(z) - G^{-1}\varepsilon_G)\phi(z - G^{-1}q_2(z) - G^{-1}\varepsilon_G) \\
&\quad + o(G^{-1}).
\end{aligned}$$

Since Φ , ϕ , and q_2 are continuously differentiable and $\varepsilon_G = o(1)$, we have

$$\begin{aligned}
Pr(|t| \leq z - G^{-1}q_2(z) + G^{-1}\varepsilon_G \mid \mathbf{X} = \mathbf{x}) &= 2\Phi(z) - 1 + o(G^{-1}) \\
Pr(|t| \leq z - G^{-1}q_2(z) - G^{-1}\varepsilon_G \mid \mathbf{X} = \mathbf{x}) &= 2\Phi(z) - 1 + o(G^{-1}).
\end{aligned}$$

Together with Eq.(2)-(3), we have

$$Pr(|t| \leq z - G^{-1}\hat{q}_2(z) \mid \mathbf{X} = \mathbf{x}) - (1 - \alpha) = o(G^{-1}),$$

which implies the statement of this theorem. \square

A.4 Proof of Theorem 3

The proof structure is similar to Bhattacharya and Ghosh (1978, Theorem 2), but we extend it to the triangular array $\{\eta_g\}$ with potentially non-identical distributions. Define $\mathbb{F}(z) = \Phi(z) +$

$G^{-1/2}q_1(z)\phi(z) + G^{-1}q_2(z)\phi(z)$, where

$$\begin{aligned} q_1(z) &= -(k_1 + \frac{1}{6}k_3He_2(z)), \\ q_2(z) &= -\left(\frac{1}{2}(k_2 + k_1^2)He_1(z) + \frac{1}{24}(k_4 + 4k_1k_3)He_3(z) + \frac{1}{72}k_3^2He_5(z)\right). \end{aligned}$$

Let \mathcal{N} be any bounded neighborhood of $\Phi^{-1}(1 - \alpha/2)$. In this proof, we are going to show

$$\sup_{z \in \mathcal{N}} |Pr(t \leq z \mid \mathbf{X} = \mathbf{x}) - \mathbb{F}(z)| = o(G^{-1})$$

under the null. (We can show similarly that $\sup_{z \in \mathcal{N}} |Pr(t \geq -z \mid \mathbf{X} = \mathbf{x}) - \mathbb{F}(-z)| = o(G^{-1})$ under the null.) Since $(\omega_{1g}, \omega'_{2g}, \omega_{3g})'$ is a function of η_g , there is a function \tilde{H} such that

$$t = \tilde{H} \left(\mathbf{V}_G^{-1/2} \frac{1}{\sqrt{G}} \sum_{g=1}^G \eta_g; G^{-1/2}, \gamma_1 \right)$$

under the null and that

$$\tilde{H}(u; s, \gamma_1) = u_1(1 + s\tilde{h}_1(u) + s^2\tilde{h}_2(u))^{-1/2}$$

for a linear function $\tilde{h}_1(u)$ and a quadratic function $\tilde{h}_2(u)$, where a finite-dimensional vector γ_1 collects the coefficients in $\tilde{h}_1(u)$ and $\tilde{h}_2(u)$.

In the following two lemmas, we show the Cramér's condition and the Cramér-Edgeworth expansion for $\frac{1}{\sqrt{G}} \sum_{g=1}^G \eta_g$.

Lemma A.4. $\limsup_{g \rightarrow \infty} \sup_{\|t\| \geq b} |E[\exp(it'\eta_g) \mid \mathbf{X} = \mathbf{x}]| < 1$.

Proof. The eigenvalues of $Var(\eta_g \mid \mathbf{X} = \mathbf{x})$ are bounded away from zero uniformly in g . Let c_0 be a positive lower bound for the eigenvalues of $Var(\eta_g \mid \mathbf{X} = \mathbf{x})$. Define $R = \pi/(4\sqrt{c_0})$. Since the pdf of $t'\eta_g$ is bounded uniformly in g and $Var(\eta_g \mid \mathbf{X} = \mathbf{x})$ is bounded from above uniformly in g , by [Bobkov, Chistyakov, and Götze \(2012, Theorem 1\)](#), there is a positive constant c_1 such that, if $\|t\| \geq R$, then $|E[\exp(it'\eta_g) \mid \mathbf{X} = \mathbf{x}]| \leq 1 - c_1$. \square

Lemma A.5. *Under the null,*

$$\sup_{z \in \mathcal{N}} \left| Pr(t \leq z \mid \mathbf{X} = \mathbf{x}) - \int_{\{\tilde{H}(u; G^{-1/2}, \gamma_1) \leq z\}} \left(\sum_{r=0}^2 G^{-r/2} (\tilde{P}_r(-D)\phi_I; \gamma_2) \right) (u) du \right| = o(G^{-1}),$$

where ϕ_I is the multidimensional standard normal pdf, γ_2 is the collection of average cumulants up to fourth order, and \tilde{P}_r is the polynomial defined in [Bhattacharya and Rao \(1976, Section 7\)](#).

Proof. It follows from the Cramér's condition (Lemma A.4) and [Bhattacharya and Rao \(1976, Theorem 20.6\)](#).

□

Define

$$\xi(u; s, \gamma_2) = \left(\sum_{r=0}^2 s^r (\tilde{P}_r(-D)\phi_I; \gamma_2) \right) (u).$$

Then Lemma A.5 is

$$\sup_{z \in \mathcal{N}} \left| Pr(t \leq z \mid \mathbf{X} = \mathbf{x}) - \int_{\{\tilde{H}(u; G^{-1/2}, \gamma_1) \leq z\}} \xi(u; G^{-1/2}, \gamma_2) du \right| = o(G^{-1})$$

under the null. The following lemma shows the integral can be expressed with polynomials of z .

Lemma A.6. *There are finite-order polynomials $\tilde{q}_1(z)$ and $\tilde{q}_2(z)$ such that*

$$\sup_{z \in \mathbb{R}} \left| \int_{\{\tilde{H}(u; G^{-1/2}, \gamma_1) \leq z\}} \xi(u; G^{-1/2}, \gamma_2) du - \tilde{\mathbb{F}}(z) \right| = o(G^{-1}), \quad (4)$$

and that

$$\int \tilde{H}(u; G^{-1/2}, \gamma_1)^j \xi(u; G^{-1/2}, \gamma_2)(u) du = \int z^j d\tilde{\mathbb{F}}(z) + o(G^{-1}) \quad (5)$$

for every j , where $\tilde{\mathbb{F}}(z) = \Phi(z) + G^{-1/2}\tilde{q}_1(z)\phi(z) + G^{-1}\tilde{q}_2(z)\phi(z)$.¹⁸

Proof. The proof is done by closely following the one in [Bhattacharya and Ghosh \(1978, Lemma 2.1\)](#).

□

For the rest of the proof, we are going to show $\sup_{z \in \mathcal{N}} |\tilde{\mathbb{F}}(z) - \mathbb{F}(z)| = o(G^{-1})$. Although Lemma A.6 does not specify the orders of the polynomials $\tilde{q}_1(z)$ and $\tilde{q}_2(z)$, the orders are finite. As a result, it suffices to show all the moments are different only in the magnitude of $o(G^{-1})$, i.e., $\int z^j d\mathbb{F}(z) = \int z^j d\tilde{\mathbb{F}}(z) + o(G^{-1})$. Define

$$\tilde{t} = \sqrt{G}W_1 \left(1 + \frac{1}{2}W_2' \Gamma W_2 - \frac{1}{2}W_3 + \frac{3}{8}W_3^2 \right),$$

where

$$\begin{pmatrix} W_1 \\ W_2 \\ W_3 \end{pmatrix} = \frac{1}{G} \sum_{g=1}^G \begin{pmatrix} \omega_{1g} \\ \omega_{2g} \\ \omega_{3g} \end{pmatrix}.$$

Since $(\omega_{1g}, \omega_{2g}', \omega_{3g})'$ is a function of η_g , there is a polynomial H such that

$$\tilde{t} = H \left(\mathbf{V}_G^{-1/2} \frac{1}{\sqrt{G}} \sum_{g=1}^G \eta_g; G^{-1/2}, \gamma_3 \right)$$

¹⁸The coefficients of the polynomials $\tilde{q}_1(z)$ and $\tilde{q}_2(z)$ can depend on G because the average cumulants can depend on G .

and that $H(u; s, \gamma_3) = u_1(1 + sh_1(u) + s^2h_2(u))$ for a linear function $h_1(u)$ and a quadratic function $h_2(u)$, where a finite-dimensional vector γ_3 collects the coefficients in $h_1(u)$ and $h_2(u)$. For the rest of the proof, we will show each equality of the following expression:

$$\begin{aligned}
\int z^j d\mathbb{F}(z) &= E[\tilde{t}^j \mid \mathbf{X} = \mathbf{x}] + o(G^{-1}) \\
&= \int H(u; G^{-1/2}, \gamma_3)^j \xi(u; G^{-1/2}, \gamma_2) du + o(G^{-1}) \\
&= \int \tilde{H}(u; G^{-1/2}, \gamma_1)^j \xi(u; G^{-1/2}, \gamma_2) du + o(G^{-1}) \\
&= \int z^j d\tilde{\mathbb{F}}(z) + o(G^{-1}),
\end{aligned}$$

where the first three equalities will be shown in Lemma A.10, A.11, and A.12, and the last equality has been shown in Eq. (5).

We first provide a few lemmas (Lemma A.7-A.9) to characterize the first four moments of \tilde{t} , and then we show Lemma A.10-A.12.

Lemma A.7. *Define*

$$\begin{aligned}
\mu_{1,3} &= \frac{1}{G} \sum_g E[\omega_{1g_1} \omega_{3g_1} \mid \mathbf{X} = \mathbf{x}] \\
\mu_{3,3} &= \frac{1}{G} \sum_g E[\omega_{3g_1}^2 \mid \mathbf{X} = \mathbf{x}], \\
\mu_{1,1,3} &= \frac{1}{G} \sum_g E[\omega_{1g}^2 \omega_{3g} \mid \mathbf{X} = \mathbf{x}],
\end{aligned}$$

and

$$\theta = \frac{1}{G} \sum_{g=1}^G (\sigma_g^2)^2 = \frac{1}{G} \sum_{g=1}^G (\lambda' \Pi X'_g E[u_g u'_g \mid \mathbf{X} = \mathbf{x}] X_g \Pi \lambda)^2.$$

Then $\mu_{1,3} = \mu_{1,1,1}$, $\mu_{3,3} = \mu_{1,1,1,1} - \theta$, and $\mu_{1,1,3} = \mu_{1,1,1,1} - \theta$.

Proof. Since $\omega_{1g} = \sigma^{-1}\lambda'\Pi X'_g u_g$ and $\omega_{3g} = \omega_{1g}^2 - E[\omega_{1g}^2 | \mathbf{X} = \mathbf{x}]$, we have

$$\begin{aligned}
\mu_{1,3} &= \frac{1}{G} \sum_g E[\omega_{1g_1}(\omega_{1g}^2 - E[\omega_{1g}^2 | \mathbf{X} = \mathbf{x}]) | \mathbf{X} = \mathbf{x}] \\
&= \frac{1}{G} \sum_g E[\omega_{1g_1}^3 | \mathbf{X} = \mathbf{x}] - \frac{1}{G} \sum_g E[\omega_{1g_1} | \mathbf{X} = \mathbf{x}] E[\omega_{1g}^2 | \mathbf{X} = \mathbf{x}] \\
&= \frac{1}{G} \sum_g E[\omega_{1g_1}^3 | \mathbf{X} = \mathbf{x}] \\
&= \mu_{1,1,1} \\
\mu_{1,1,3} &= \frac{1}{G} \sum_g E[\omega_{1g}^2(\omega_{1g}^2 - E[\omega_{1g}^2 | \mathbf{X} = \mathbf{x}]) | \mathbf{X} = \mathbf{x}] \\
&= \frac{1}{G} \sum_g E[\omega_{1g}^4 | \mathbf{X} = \mathbf{x}] - \frac{1}{G} \sum_g E[\omega_{1g}^2 | \mathbf{X} = \mathbf{x}]^2 \\
&= \mu_{1,1,1,1} - \theta \\
\mu_{3,3} &= \frac{1}{G} \sum_g E[(\omega_{1g}^2 - E[\omega_{1g}^2 | \mathbf{X} = \mathbf{x}])^2 | \mathbf{X} = \mathbf{x}], \\
&= \frac{1}{G} \sum_g E[\omega_{1g}^4 | \mathbf{X} = \mathbf{x}] - \frac{1}{G} \sum_g E[\omega_{1g}^2 | \mathbf{X} = \mathbf{x}]^2 \\
&= \mu_{1,1,1,1} - \theta.
\end{aligned}$$

□

Lemma A.8. (Lemma A.3 of *Djogbenou et al. (2019)*) Let L be an integer in $\{2, \dots, 8\}$. For every $g = 1, 2, \dots$, suppose we have L random variables $\check{\omega}_{1g}, \dots, \check{\omega}_{Lg}$ with $E[\check{\omega}_{\ell g} | \mathbf{X} = \mathbf{x}] = 0$. If $(\check{\omega}_{1g}, \dots, \check{\omega}_{Lg})$'s are independent across g and $E[\check{\omega}_{\ell g}^L | \mathbf{X} = \mathbf{x}]$ is bounded uniformly in g , then

$$E\left[\left(\frac{1}{G} \sum_{g=1}^G \check{\omega}_{1g}\right) \cdots \left(\frac{1}{G} \sum_{g=1}^G \check{\omega}_{Lg}\right) \mid \mathbf{X} = \mathbf{x}\right] = \begin{cases} O(G^{-L/2}) & \text{if } L \text{ is even} \\ O(G^{-(L+1)/2}) & \text{otherwise.} \end{cases}$$

Lemma A.9.

$$\begin{aligned}
E[\tilde{t} | \mathbf{X} = \mathbf{x}] &= G^{-1/2}\nu_1 + o(G^{-1}), \\
E[\tilde{t}^2 | \mathbf{X} = \mathbf{x}] &= 1 + G^{-1}\nu_2 + o(G^{-1}), \\
E[\tilde{t}^3 | \mathbf{X} = \mathbf{x}] &= G^{-1/2}\nu_3 + o(G^{-1}), \text{ and} \\
E[\tilde{t}^4 | \mathbf{X} = \mathbf{x}] &= 3 + G^{-1}\nu_4 + o(G^{-1}).
\end{aligned}$$

Proof. First, we are going to show the first moment. Note that

$$G^{1/2}E[W_1 | \mathbf{X} = \mathbf{x}] = 0$$

and that

$$\begin{aligned}
G^{1/2}E[W_1W_3 | \mathbf{X} = \mathbf{x}] &= G^{-3/2} \sum_{g_1, g_2} E[\omega_{1g_1}\omega_{3g_2} | \mathbf{X} = \mathbf{x}] \\
&= G^{-1/2} \frac{1}{G} \sum_g E[\omega_{1g}\omega_{3g} | \mathbf{X} = \mathbf{x}] \\
&= G^{-1/2}\mu_{1,3},
\end{aligned}$$

where the second equality holds because ω_{1g} and ω_{3g} are mean zero. By Lemma A.8,

$$G^{1/2}E[W_1W'_{j_1}W_{j_2} | \mathbf{X} = \mathbf{x}] = o(G^{-1}).$$

Since

$$\tilde{t} = \sqrt{G}W_1 \left(1 + \frac{1}{2}W_2' \Gamma W_2 - \frac{1}{2}W_3 + \frac{3}{8}W_3^2 \right),$$

we have

$$E[\tilde{t} | \mathbf{X} = \mathbf{x}] = -G^{-1/2} \frac{\mu_{1,3}}{2} + o(G^{-1}).$$

By Lemma A.7, we have the first equation of this lemma.

Second, we are going to show the second moment. Note that $GE[W_1^2 | \mathbf{X} = \mathbf{x}] = 1$, and that

$$\begin{aligned}
GE[W_1^2W_3 | \mathbf{X} = \mathbf{x}] &= G^{-2} \sum_{g_1, g_2, g_3} E[\omega_{1g_1}\omega_{1g_2}\omega_{3g_3} | \mathbf{X} = \mathbf{x}] \\
&= G^{-1} \frac{1}{G} \sum_g E[\omega_{1g}^2\omega_{3g} | \mathbf{X} = \mathbf{x}] \\
&= G^{-1}\mu_{1,1,3},
\end{aligned}$$

and that

$$\begin{aligned}
GE[W_1^2W'_{j_1}W_{j_2} | \mathbf{X} = \mathbf{x}] &= G^{-3} \sum_{g_1, g_2, g_3, g_4} E[\omega_{1g_1}\omega_{1g_2}\omega'_{j_1g_3}\omega_{j_2g_4} | \mathbf{X} = \mathbf{x}] \\
&= G^{-3} \sum_{g_1} E[\omega_{1g_1}^2\omega'_{j_1g_1}\omega_{j_2g_1} | \mathbf{X} = \mathbf{x}] \\
&+ G^{-3} \sum_{g_1 \neq g_2} (E[\omega_{1g_1}^2 | \mathbf{X} = \mathbf{x}] E[\omega'_{j_1g_1}\omega_{j_2g_1} | \mathbf{X} = \mathbf{x}] + 2E[\omega_{1g_1}\omega'_{j_1g_1} | \mathbf{X} = \mathbf{x}] E[\omega_{1g_2}\omega_{j_2g_2} | \mathbf{X} = \mathbf{x}]) \\
&= G^{-1} \left(\frac{1}{G} \sum_{g_1} E[\omega'_{j_1g_1}\omega_{j_2g_1} | \mathbf{X} = \mathbf{x}] + 2 \frac{1}{G} \sum_{g_1} E[\omega_{1g_1}\omega'_{j_1g_1} | \mathbf{X} = \mathbf{x}] \frac{1}{G} \sum_{g_2} E[\omega_{1g_2}\omega_{j_2g_2} | \mathbf{X} = \mathbf{x}] \right) + o(G^{-1}) \\
&= G^{-1} (\mu_{j_1, j_2} + 2\mu'_{1, j_1}\mu_{1, j_2}) + o(G^{-1}).
\end{aligned}$$

By Lemma A.8,

$$GE[W_1^2W_{j_1} \cdots W_{j_k} | \mathbf{X} = \mathbf{x}] = o(G^{-1}) \text{ for } k \geq 3.$$

Since

$$\begin{aligned}\tilde{t}^2 &= GW_1^2 \left(1 + \frac{1}{2}W_2'\Gamma W_2 - \frac{1}{2}W_3 + \frac{3}{8}W_3^2 \right)^2 \\ &= GW_1^2 (1 - W_3 + W_3^2 + W_2'\Gamma W_2 + (\text{products of three or four terms of } W_2, W_3)),\end{aligned}$$

we have

$$E[\tilde{t}^2 \mid \mathbf{X} = \mathbf{x}] = 1 + G^{-1} (-\mu_{1,1,3} + (\mu_{3,3} + 2\mu_{1,3}^2) + (\mu_{2,2} + 2\mu_{1,2}'\Gamma\mu_{1,2})) + o(G^{-1}).$$

By Lemma A.7, we have the second equation of this lemma.

Third, we are going to show the third moment. Note that

$$\begin{aligned}G^{3/2}E[W_1^3 \mid \mathbf{X} = \mathbf{x}] &= G^{-3/2} \sum_{g_1, g_2, g_3} E[\omega_{1g_1}\omega_{1g_2}\omega_{1g_3} \mid \mathbf{X} = \mathbf{x}] \\ &= G^{-3/2} \sum_{g_1} E[\omega_{1g_1}^3 \mid \mathbf{X} = \mathbf{x}] \\ &= G^{-1/2}\mu_{1,1,1},\end{aligned}$$

and that

$$\begin{aligned}G^{3/2}E[W_1^3 W_3 \mid \mathbf{X} = \mathbf{x}] &= G^{-5/2} \sum_{g_1, g_2, g_3, g_4} E[\omega_{1g_1}\omega_{1g_2}\omega_{1g_3}\omega_{3g_4} \mid \mathbf{X} = \mathbf{x}] \\ &= G^{-5/2} \sum_{g_1} E[\omega_{1g_1}^3 \omega_{3g_1} \mid \mathbf{X} = \mathbf{x}] \\ &+ G^{-5/2} \sum_{g_1 \neq g_2} (E[\omega_{1g_1}^2 \mid \mathbf{X} = \mathbf{x}] E[\omega_{1g_1}\omega_{3g_1} \mid \mathbf{X} = \mathbf{x}] + 2E[\omega_{1g_1}^2 \mid \mathbf{X} = \mathbf{x}] E[\omega_{1g_2}\omega_{3g_2} \mid \mathbf{X} = \mathbf{x}]) \\ &= 3G^{-1/2} \frac{1}{G} \sum_{g_1} E[\omega_{1g_1}\omega_{3g_1} \mid \mathbf{X} = \mathbf{x}] + o(G^{-1}) \\ &= 3G^{-1/2}\mu_{1,3} + o(G^{-1}).\end{aligned}$$

By Lemma A.8,

$$G^{3/2}E[W_1^3 W_{j_1} \cdots W_{j_k} \mid \mathbf{X} = \mathbf{x}] = o(G^{-1}) \text{ for } k \geq 2.$$

Since

$$\begin{aligned}\tilde{t}^3 &= G^{3/2}W_1^3 \left(1 + \frac{1}{2}W_2'\Gamma W_2 - \frac{1}{2}W_3 + \frac{3}{8}W_3^2 \right)^3 \\ &= G^{3/2}W_1^3 \left(1 - \frac{3}{2}W_3 + (\text{products of two to six terms of } W_2, W_3) \right),\end{aligned}$$

we have

$$E[\tilde{t}^3 | \mathbf{X} = \mathbf{x}] = G^{-1/2}(\mu_{1,1,1} - \frac{9}{2}\mu_{1,3}) + o(G^{-1}).$$

By Lemma A.7, we have the third equation of this lemma.

Fourth, we are going to show the fourth moment. Note that

$$\begin{aligned} G^2 E[W_1^4 | \mathbf{X} = \mathbf{x}] &= G^{-2} \sum_{g_1, g_2, g_3, g_4} E[\omega_{1g_1} \omega_{1g_2} \omega_{1g_3} \omega_{1g_4} | \mathbf{X} = \mathbf{x}] \\ &= G^{-2} \sum_{g_1} E[\omega_{1g_1}^4 | \mathbf{X} = \mathbf{x}] + 3 \left(\frac{1}{G} \sum_{g_1} E[\omega_{1g_1}^2 | \mathbf{X} = \mathbf{x}] \right) \left(G^{-1} \sum_{g_2 \neq g_1} E[\omega_{1g_2}^2 | \mathbf{X} = \mathbf{x}] \right) \\ &= 3 + G^{-1} \frac{1}{G} \sum_{g_1} \left(E[\omega_{1g_1}^4 | \mathbf{X} = \mathbf{x}] - 3E[\omega_{1g_1}^2 | \mathbf{X} = \mathbf{x}]^2 \right) \\ &= 3 + G^{-1}(\mu_{1,1,1,1} - 3\theta), \end{aligned}$$

that

$$\begin{aligned} G^2 E[W_1^4 W_3 | \mathbf{X} = \mathbf{x}] &= G^{-3} \sum_{g_1, g_2, g_3, g_4, g_5} E[\omega_{3g_1} \omega_{1g_2} \omega_{1g_3} \omega_{1g_4} \omega_{1g_5} | \mathbf{X} = \mathbf{x}] \\ &= G^{-3} \sum_{g_1, g_2} (6E[\omega_{3g_1} \omega_{1g_1}^2 | \mathbf{X} = \mathbf{x}] E[\omega_{1g_2}^2 | \mathbf{X} = \mathbf{x}] + 4E[\omega_{3g_1} \omega_{1g_1} | \mathbf{X} = \mathbf{x}] E[\omega_{1g_2}^3 | \mathbf{X} = \mathbf{x}]) \\ &\quad + G^{-3} \sum_{g_1} E[\omega_{3g_1} \omega_{1g_1} \omega_{1g_1} \omega_{1g_1} \omega_{1g_1} | \mathbf{X} = \mathbf{x}] + o(G^{-1}) \\ &= G^{-1} (6\mu_{1,1,3} + 4\mu_{1,3}\mu_{1,1,1}) + o(G^{-1}), \end{aligned}$$

and that

$$\begin{aligned} G^2 E[W_1^4 W'_{j_1} W_{j_2} | \mathbf{X} = \mathbf{x}] &= G^{-4} \sum_{g_1, g_2, g_3, g_4, g_5, g_6} E[\omega'_{j_1 g_1} \omega_{j_2 g_2} \omega_{1g_3} \omega_{1g_4} \omega_{1g_5} \omega_{1g_6} | \mathbf{X} = \mathbf{x}] \\ &= G^{-4} \sum_{g_1, g_2, g_3} (3E[\omega'_{j_1 g_1} \omega_{j_2 g_1} \omega_{1g_2}^2 \omega_{1g_3}^2 | \mathbf{X} = \mathbf{x}] + 12E[\omega'_{j_1 g_1} \omega_{j_2 g_2} \omega_{1g_1} \omega_{1g_2} \omega_{1g_3}^2 | \mathbf{X} = \mathbf{x}]) \\ &\quad + G^{-4} \sum_{g_1, g_2} (4E[\omega'_{j_1 g_1} \omega_{j_2 g_1} \omega_{1g_1} \omega_{1g_2}^3 | \mathbf{X} = \mathbf{x}] + 6E[\omega'_{j_1 g_1} \omega_{j_2 g_2} \omega_{1g_1}^2 \omega_{1g_2}^2 | \mathbf{X} = \mathbf{x}]) \\ &\quad + G^{-4} \sum_{g_1} E[\omega'_{j_1 g_1} \omega_{j_2 g_1} \omega_{1g_1} \omega_{1g_1} \omega_{1g_1} \omega_{1g_1} | \mathbf{X} = \mathbf{x}] + o(G^{-1}) \\ &= G^{-4} \sum_{g_1, g_2, g_3} (3E[\omega'_{j_1 g_1} \omega_{j_2 g_1} \omega_{1g_2}^2 \omega_{1g_3}^2 | \mathbf{X} = \mathbf{x}] + 12E[\omega'_{j_1 g_1} \omega_{j_2 g_2} \omega_{1g_1} \omega_{1g_2} \omega_{1g_3}^2 | \mathbf{X} = \mathbf{x}]) + o(G^{-1}) \\ &= G^{-1} (3\mu_{j_1, j_2} + 12\mu'_{1, j_1} \mu_{1, j_2}) + o(G^{-1}). \end{aligned}$$

By Lemma A.8,

$$G^2 E [W_1^4 W_{j_1} \cdots W_{j_k} \mid \mathbf{X} = \mathbf{x}] = o(G^{-1}) \text{ for } k \geq 3.$$

Since

$$\begin{aligned} \tilde{t}^4 &= G^2 W_1^4 \left(1 + \frac{1}{2} W_2' \Gamma W_2 - \frac{1}{2} W_3 + \frac{3}{8} W_3^2 \right)^4 \\ &= G^2 W_1^4 (1 - 2W_3 + 2W_2' \Gamma W_2 + 3W_3^2 + (\text{products of three to eight terms of } W_2, W_3)), \end{aligned}$$

we have

$$\begin{aligned} E[\tilde{t}^4 \mid \mathbf{X} = \mathbf{x}] - 3 &= G^{-1} ((\mu_{1,1,1,1} - 3\theta) - 2(6\mu_{1,1,3} + 4\mu_{1,3\mu_{1,1,1}}) + 2(3\mu_{2,2} + 12\mu_{1,2}' \Gamma \mu_{1,2}) + 3(3\mu_{3,3} + 12\mu_{1,3}' \mu_{1,3})) + o(G^{-1}). \end{aligned}$$

By Lemma A.7, we have the fourth equation of this lemma. \square

Lemma A.10. $\int z^j d\mathbb{F}(z) = E[\tilde{t}^j \mid \mathbf{X} = \mathbf{x}] + o(G^{-1})$ for every positive integer j .

Proof. By Lemma A.9 and the definitions of q_1 and q_2 , the j -th cumulant of \mathbb{F} is different only in the magnitude of $o(G^{-1})$ from the one of \tilde{t} for $j \leq 4$. Note that, by the definitions of q_1 and q_2 , the j th cumulant of \mathbb{F} is $o(G^{-1})$ for $j \geq 5$. Since all the moments are bounded (Assumption 1 (iii)), by Hall (2013, Theorem 2.1), the j th cumulant of \tilde{t} is $o(G^{-1})$ for $j \geq 5$. \square

Lemma A.11. $E[\tilde{t}^j \mid \mathbf{X} = \mathbf{x}] - \int H(u; G^{-1/2}, \gamma_3)^j \xi(u; G^{-1/2}, \gamma_2) du = o(G^{-1})$ for every positive integer j .

Proof. Since $H(u; G^{-1/2}, \gamma_3)^j$ is a polynomial of u , its moments are written as the derivatives of the characteristic function at the origin. Bhattacharya and Rao (1976, Theorem 9.9) implies the statement of this lemma. \square

Lemma A.12. $\int (\tilde{H}(u; G^{-1/2}, \gamma_1)^j - H(u; G^{-1/2}, \gamma_3)^j) \xi(u; G^{-1/2}, \gamma_2) du = o(G^{-1})$ for every j .

Proof. Under H_0 , we have

$$t - \tilde{t} = -\sqrt{G} W_1 \left(1 + \frac{1}{2} W_2' \Gamma W_2 - \frac{1}{2} W_3 + \frac{3}{8} W_3^2 - (1 - W_2' \Gamma W_2 + W_3)^{-1/2} \right).$$

By the second-order Taylor expansion of $u \mapsto (1 + u)^{-1/2}$, we have

$$\begin{aligned}
& |(1 - W_2' \Gamma W_2 + W_3)^{-1/2} - (1 - \frac{1}{2}(-W_2' \Gamma W_2 + W_3) + \frac{3}{8}(-W_2' \Gamma W_2 + W_3)^2)| \\
& \leq \frac{1}{3!} \left(\frac{d^3}{du^3} (1 + u)^{-1/2} \Big|_{u=\bar{u}} \right) | -W_2' \Gamma W_2 + W_3 |^3 \\
& = -\frac{15}{48} (1 + \bar{u})^{-7/2} | -W_2' \Gamma W_2 + W_3 |^3
\end{aligned}$$

for some point \bar{u} between 0 and $-W_2' \Gamma W_2 + W_3$. Therefore,

$$|t - \tilde{t}| \leq \sqrt{G} |W_1| \left(\frac{3}{8} |(W_2' \Gamma W_2)^2 - 2(W_2' \Gamma W_2)W_3| + | -W_2' \Gamma W_2 + W_3 |^3 \right)$$

when $| -W_2' \Gamma W_2 + W_3 |$ is sufficiently small. Therefore, we have

$$|\tilde{H}(u; G^{-1/2}, \gamma_1) - H(u; G^{-1/2}, \gamma_3)| \leq G^{-3/2} \sum_{r=4}^7 G^{-(r-4)/2} |\tilde{g}_r(u)|$$

where $\tilde{g}_r(u)$ is an r th order polynomial. As a result, we have

$$\begin{aligned}
& \int (\tilde{H}(u; G^{-1/2}, \gamma_1) - H(u; G^{-1/2}, \gamma_3))^j \xi(u; G^{-1/2}, \gamma_2) du \\
& \leq \int (G^{-3/2} \sum_{r=4}^7 G^{-(r-4)/2} |\tilde{g}_r(u)|)^j \xi(u; G^{-1/2}, \gamma_2) du \\
& = O(G^{-3/2}),
\end{aligned}$$

which implies the statement of this lemma. □

B Additional tables

Table 1: Monte Carlo Rejection Probabilities in Design 1 (BDM)

G	Normal	Student d_1	Pairs	WCB	Analytic
10	0.114	0.051	0.009	0.042	0.046
25	0.074	0.052	0.042	0.053	0.049
50	0.061	0.051	0.050	0.053	0.050
75	0.056	0.049	0.050	0.051	0.048
100	0.053	0.048	0.048	0.049	0.047
200	0.051	0.050	0.051	0.051	0.050

Notes: Entries report overall rejection probabilities at the nominal level $\alpha = 0.05$. The design uses $G \in [10, 200]$, 10,000 Monte Carlo replications, and 1,000 bootstrap replications. See Section 3.1 for details.

Table 2: Simulated Critical Values in Design 1 (BDM)

G	Student d_1	Student d_2	Analytic	WCB	Pairs	Cornish-Fisher	Simulated
10	2.508	2.385	2.510	2.566	3.580	2.374	2.517
25	2.148	2.106	2.155	2.142	2.232	2.133	2.165
50	2.050	2.030	2.053	2.042	2.066	2.047	2.064
75	2.019	2.006	2.021	2.012	2.023	2.015	2.009
100	2.004	1.994	2.005	1.997	2.003	2.003	1.981
200	1.982	1.977	1.982	1.975	1.978	1.981	1.977

Notes: Entries report simulated critical values and the estimated q_2 term. The design uses $G \in [10, 200]$, $\alpha = 0.05$, 10,000 Monte Carlo replications, and 1,000 bootstrap replications. See Section 3.1 for details.

Table 3: Monte Carlo Rejection Probabilities in Design 2 (Exponential)

G	Normal	Student d_1	Pairs	WCB	Analytic
10	0.140	0.098	0.068	0.094	0.089
25	0.097	0.078	0.061	0.079	0.066
50	0.072	0.064	0.054	0.066	0.055
75	0.069	0.065	0.056	0.067	0.056
100	0.064	0.060	0.056	0.062	0.054
200	0.056	0.055	0.051	0.056	0.050

Notes: Entries report overall rejection probabilities at the nominal level $\alpha = 0.05$. The design uses $G \in [10, 200]$, 10,000 Monte Carlo replications, and 1,000 bootstrap replications. See Section 3.2 for details.

Table 4: Simulated Critical Values in Design 2 (Exponential)

G	Student d_1	Student d_2	Analytic	WCB	Pairs	Cornish-Fisher	Simulated
10	2.385	2.385	2.479	2.341	2.848	3.097	3.153
25	2.106	2.106	2.234	2.070	2.315	2.411	2.426
50	2.030	2.030	2.121	2.006	2.147	2.180	2.192
75	2.006	2.006	2.076	1.987	2.090	2.108	2.144
100	1.994	1.994	2.050	1.979	2.057	2.068	2.091
200	1.977	1.977	2.008	1.967	2.008	2.014	2.017

Notes: Entries report simulated critical values and the estimated q_2 term. The design uses $G \in [10, 200]$, $\alpha = 0.05$, 10,000 Monte Carlo replications, and 1,000 bootstrap replications. See Section 3.2 for details.

Table 5: Monte Carlo Rejection Probabilities in Design 3 (Binary Regressor)

G	Normal	Student d_1	Pairs	WCB	Analytic
10	0.172	0.110	0.042	0.097	0.104
25	0.099	0.079	0.058	0.079	0.068
50	0.073	0.064	0.054	0.065	0.056
75	0.067	0.060	0.054	0.063	0.054
100	0.067	0.062	0.055	0.063	0.055
200	0.056	0.054	0.051	0.056	0.049

Notes: Entries report overall rejection probabilities at the nominal level $\alpha = 0.05$. The design uses $G \in [10, 200]$, 10,000 Monte Carlo replications, and 500 bootstrap replications. See Section 3.3 for details.

Table 6: Simulated Critical Values in Design 3 (Binary Regressor)

G	Student d_1	Student d_2	Analytic	WCB	Pairs	Cornish-Fisher	Simulated
10	2.529	2.385	2.630	2.542	4.549	3.185	3.655
25	2.152	2.106	2.272	2.119	2.436	2.439	2.491
50	2.051	2.030	2.139	2.028	2.184	2.195	2.227
75	2.020	2.006	2.088	2.002	2.109	2.123	2.128
100	2.004	1.994	2.059	1.991	2.071	2.075	2.092
200	1.982	1.977	2.013	1.972	2.014	2.020	2.037

Notes: Entries report simulated critical values and the estimated q_2 term. The design uses $G \in [10, 200]$, $\alpha = 0.05$, 10,000 Monte Carlo replications, and 1,000 bootstrap replications. See Section 3.3 for details.

Table 7: Monte Carlo Rejection Probabilities in Design 4 (Uneven Clusters)

G	Normal	Student d_1	Pairs	WCB	Analytic
10	0.154	0.105	0.036	0.042	0.079
25	0.085	0.069	0.044	0.056	0.052
50	0.074	0.065	0.053	0.060	0.055
75	0.066	0.061	0.052	0.058	0.052
100	0.059	0.056	0.050	0.055	0.050
200	0.054	0.051	0.050	0.051	0.048

Notes: Entries report overall rejection probabilities at the nominal level $\alpha = 0.05$. The design uses $G \in [10, 200]$, 10,000 Monte Carlo replications, and 1,000 bootstrap replications. See Section 3.4 for details.

Table 8: Simulated Critical Values in Design 4 (Uneven Clusters)

G	Student d_1	Student d_2	Student d_3	Analytic	WCB	Pairs	Cornish-Fisher	Simulated
10	2.385	2.385	2.778	2.655	2.932	4.085	2.983	3.218
25	2.106	2.106	2.436	2.275	2.236	2.403	2.368	2.314
50	2.030	2.030	2.348	2.131	2.078	2.164	2.176	2.194
75	2.006	2.006	2.319	2.080	2.034	2.096	2.096	2.096
100	1.994	1.994	2.305	2.052	2.013	2.058	2.065	2.056
200	1.977	1.977	2.285	2.009	1.983	2.009	2.012	1.982

Notes: Entries report simulated critical values and the estimated q_2 term. The design uses $G \in [10, 200]$, $\alpha = 0.05$, 10,000 Monte Carlo replications, and 1,000 bootstrap replications. See Section 3.4 for details.