

# INVARIANT QUANTILE REGRESSION FOR HETEROGENEOUS ENVIRONMENTS

BY BO FU<sup>1,a</sup> AND DANDAN JIANG<sup>\*1,b</sup>

<sup>1</sup>*School of Mathematics and Statistics, Xi'an Jiaotong University, [311342@stu.xjtu.edu.cn](mailto:311342@stu.xjtu.edu.cn); [jiangdd@xjtu.edu.cn](mailto:jiangdd@xjtu.edu.cn)*

In this paper, we propose an invariant quantile regression (IQR) framework specifically designed for multi-environment datasets, which captures the invariance across different environments. This framework is closely related to transfer learning, causal inference, and fair machine learning, and is motivated by scenarios in which the conditional probability of the response given covariates varies, while certain key variables remain invariant. This perspective differs notably from previous works that restrict attention to the conditional mean, which is often insufficient to capture the full causal relationships between covariates and the response in heterogeneous environments. In contrast, quantile-based invariance naturally accommodates heterogeneity, and aligns more closely with structural causal models, in which variables invariant across environments at one or multiple quantile levels directly indicate potential and stable causal variables. Moreover, we show that IQR may yield a larger set of endogenous variables compared to the conditional mean framework, which in turn promotes more effective exclusion of spurious (non-causal) variables. To achieve this, we introduce a Kernel-Smoothed Invariant Quantile Regression (KS-IQR) estimator, which leverages the underlying invariance structure and heterogeneity among environments, ensuring stable estimation across multiple environments. We establish the causal discovery properties of our method, demonstrate its ability to overcome the “curse of endogeneity”, and derive an  $\ell_2$  error bound for our estimator, all in a non-asymptotic framework. We apply our method to real data for causal discovery and obtain biologically meaningful relationships, recovering known signaling pathways and revealing additional quantile-specific effects.

**1. Introduction.** Understanding which covariates exert genuine influence on a target response from purely observational data remains a central problem in many applications. A broadly applicable guiding idea is that truly causal variables should yield stable performance as the data-generating circumstances vary—across time, geographic regions, operational settings, or more generally, across heterogeneous environments. This invariance principle has emerged as a cornerstone of modern causal discovery, offering a principled approach to distinguish stable causal relationships from spurious correlations that may arise due to environmental shifts. A simple but instructive example from [Arjovsky et al. \(2019\)](#) illustrates this point: when classifying images of cows and camels, body shape constitutes the invariant causal variable, while background color varies across environments (grass for cows, sand for camels). Including the environment-dependent (spurious) variable may improve in-sample performance but leads to severe failures when deployed in new environments where background color is fixed. Similar forms of spurious associations have been widely documented in computer vision and other high-dimensional domains ([Torralba and Efros, 2011](#); [Fan and Liao, 2014](#)). This has given rise to a line of work dedicated to designing purely data-driven procedures capable of mitigating such spuriousness across heterogeneous environments.

---

\*[Corresponding author.]

*MSC2020 subject classifications:* Primary 62G08; secondary 62D20.

*Keywords and phrases:* Causality, Invariance, Quantile Regression, Heterogeneous Environments, Kernel Density Estimation.

Modern statistical methodology operationalizes this intuition by searching for “invariant” variables whose behavior remains stable over multiple environments (Peters, Bühlmann and Meinshausen, 2016; Heinze-Deml, Peters and Meinshausen, 2018; Fan et al., 2024; Gu et al., 2025a,b). Such strategies offer a pathway to directly uncover certain causal structures from data without specifying a full causal model. It can also enhance areas such as robust transfer learning (Rojas-Carulla et al., 2018), fairness in predictions across sub-populations (Hébert-Johnson et al., 2018; Zuo, Khalili and Zhang, 2023), and generalization to out-of-distribution settings (Arjovsky et al., 2019).

The study of invariant relationships across heterogeneous environments has largely focused on mean-based invariance, which seeks a subset of covariates  $S$  such that the conditional mean  $\mathbb{E}[Y|X_S]$  remains stable across environments (Peters, Bühlmann and Meinshausen, 2016; Arjovsky et al., 2019; Fan et al., 2024; Gu et al., 2025a,b). These methods have achieved considerable success in tackling endogeneity, establishing consistent variable selection and estimation under mild conditions, and providing rigorous inference for causal discovery. Despite these advances, mean-based invariance is inherently limited. By construction, it captures only average behaviors, making it insensitive to distributional heterogeneity, particularly in the tails, and prone to heavy-tailed noise. We now elaborate on each of these limitations in turn. First, it is possible that the true parameter  $\beta^*$  (under the parametric setting) varies across quantile levels, and restricting attention to the conditional mean alone is insufficient to capture the full relationship between covariates and the response. Second, and more importantly, due to the potential variability of the parameter, the fundamental causal relationship may also vary and some covariates may only affect the response in the tails. For example, Chuang, Kuan and Lin (2009) points out that causal relationships may manifest only at specific quantile levels and remain undetectable when analysis is restricted to conditional means. In their study of dynamic stock return-volume relations, traditional mean-based causality fails to identify significant causal effects, while quantile-based causality uncovers pronounced causal effects across different quantiles, with particularly strong effects in the tails. Similar motivations also underlie the work of Jeong, Härdle and Song (2012) for the test of Granger causality in quantiles. These findings suggest that causal mechanisms can be inherently heterogeneous across the outcome distribution, and that focusing solely on the mean may obscure important structural relationships. Third, existing methods typically impose stringent distributional assumptions such as sub-Gaussian conditions on the noise or the response. Such requirements are often restrictive and may be violated in practice, as many real-world datasets exhibit heavy-tailed behavior or extreme outliers, particularly in high-stakes domains such as biomedical studies and financial economics. Moreover, the endogenous set in these works is defined based on the covariance between the covariates and the noise, which may not fully capture the endogenous structure.

These limitations call for a unified framework that extends the invariance principle beyond the conditional mean. Our motivation is inspired by the classical work on the generalization of linear regression to quantile regression (QR) models (Koenker and Bassett Jr, 1978), a central insight in statistics that extends analysis from conditional means to conditional quantiles. Subsequent influential works have adopted similar ideas, including but not limited to the quantile treatment effect (Chernozhukov and Hansen, 2005), quantile factor models (Chen, Dolado and Gonzalo, 2021), quantile autoregression (Koenker and Xiao, 2006), and the test of Granger causality in quantiles (Jeong, Härdle and Song, 2012). These methods have achieved considerable success. Nevertheless, extending the invariance principle from the conditional mean to the quantile framework is fundamentally non-trivial. Unlike mean-based formulations that rely on conditional mean restrictions and smooth least-squares objectives, quantile-based formulations involve non-smooth and non-strongly convex loss functions, substantially complicating both optimization and theoretical analysis. To the best of

our knowledge, no existing work simultaneously performs variable selection, excludes spurious variables, and enforces invariance constraints across heterogeneous environments from a quantile perspective. Moreover, theoretical guarantees on non-asymptotic error bounds and variable selection consistency in this setting remain absent. The present work aims to fill this gap and capture quantile-dependent invariance that mean-based methods are unable to retrieve. Before presenting our model, we first review related work including “invariance” under heterogeneous environments.

1.1. *Related Work.* Statistical regression with data collected from multiple environments is a prevalent paradigm in modern applications (Meinshausen et al., 2016; Čuklina et al., 2021). A line of work is the so-called transfer learning, with examples including nonparametric classification (Cai and Wei, 2021), transfer reinforcement learning (Chai, Chen and Fan, 2025), and parametric or semiparametric regression models (Li, Cai and Li, 2022; Bastani, 2021; Tian and Feng, 2023; Zhang and Zhu, 2025; Jin et al., 2024; Huang, Wang and Wu, 2022; Fu and Jiang, 2025; Zhang et al., 2024; Hu and Zhang, 2023). However, these works typically assume certain similarities across environments; most frequently, such similarity is quantified by the distance between the underlying true parameters. Such assumptions may be restrictive from the perspective of robust generalization. For example, classical quantile regression under transfer learning framework (Zhang and Zhu, 2025; Jin et al., 2024; Huang, Wang and Wu, 2022) may suffer from overfitting or reduced performance due to spurious environment-dependent correlations. This perspective fundamentally differs from the invariance-based causal inference. A prominent approach to invariance-based causal inference is the “Invariant Causal Prediction” (ICP) framework introduced in the seminal work of Peters, Bühlmann and Meinshausen (2016), based on the following linear model:

$$y^{(e)} = \beta_{S^*}^{*\top} \mathbf{x}_{S^*}^{(e)} + \varepsilon^{(e)} \quad \text{with} \quad \varepsilon^{(e)} \perp\!\!\!\perp \mathbf{x}_{S^*}^{(e)} \quad \text{and} \quad \mathbb{E}(\varepsilon^{(e)}) = 0, \quad \forall e \in \mathcal{E},$$

where  $\mathcal{E}$  is the set of environments and  $n^{(e)}$  observations  $\{(\mathbf{x}_i^{(e)}, y_i^{(e)})\}_{i=1}^{n^{(e)}} \subseteq \mathbb{R}^p \times \mathbb{R}$  are independent and identically distributed (i.i.d.) drawn from the population  $(\mathbf{x}^{(e)}, y^{(e)}) \sim \mu^{(e)}$  for each  $e \in \mathcal{E}$ . Here  $\beta^*$  is the true parameter vector, which is assumed to be invariant across environments, and  $S^* = \text{supp}(\beta^*)$  is the index set of the truly important variables. They propose a hypothesis testing procedure that satisfies  $\mathbb{P}(\hat{S} \subseteq S^*) \geq 1 - \alpha$  for some confidence level  $\alpha$ , where  $\hat{S}$  is their selected set via ICP. However, it provides no assurance on the power of the resulting tests. Moreover, such procedures can be overly conservative, including the extreme case  $\hat{S} = \emptyset$ .

Beyond the ICP method, a substantial line of work grounded in the invariance principle has developed sample-efficient regression methodologies for estimating the causal parameter  $\beta^*$  (Ghassami et al., 2017; Rothenhäusler, Bühlmann and Meinshausen, 2019; Rothenhäusler et al., 2021). These methods, however, typically impose additional and often restrictive structural assumptions that substantially reduce the complexity of the original problem. On the optimization side, Wang et al. (2024) proposes the negative weight distributionally robust optimization (NegDRO) for risk-invariance. However, its theoretical guarantees rely on relatively strong assumptions on the additive intervention mechanism, which may also limit its applicability in more general settings. From the standpoint of out-of-distribution generalization, Invariant Risk Minimization (IRM; Arjovsky et al., 2019) aims to learn data representations for which the optimal variables are invariant across environments. Nonetheless, its requirement that  $|\mathcal{E}| \geq p$  substantially limits its applicability in realistic settings.

To attain provably sample-efficient estimation of  $\beta^*$  and  $S^*$  with a minimal identification condition, Fan et al. (2024) proposes an Environment Invariant Linear Least Squares (EILLS)

estimator and proves its variable selection consistency and  $\ell_2$  error bound under the following model:

$$(1.1) \quad \mathbf{y}^{(e)} = \boldsymbol{\beta}_{S^*}^{*\top} \mathbf{x}_{S^*}^{(e)} + \varepsilon^{(e)} \quad \text{with} \quad \mathbb{E}[\varepsilon^{(e)} | \mathbf{x}_{S^*}^{(e)}] \equiv 0, \quad \forall e \in \mathcal{E}.$$

The variable index set  $[p]$  is then partitioned into three disjoint groups: (a) the truly important set  $S^*$ ; (b)  $G = \{j \notin S^* : \text{Cov}^{\mathcal{E}}(\varepsilon^{(e)}, \mathbf{x}_j^{(e)}) \neq 0\}$ ; and (c)  $[p] \setminus (S^* \cup G)$ . Here,  $\text{Cov}^{\mathcal{E}}(\varepsilon^{(e)}, \mathbf{x}_j^{(e)}) = |\mathcal{E}|^{-1} \sum_{e=1}^{\mathcal{E}} \mathbb{E}[\varepsilon^{(e)} \mathbf{x}_j^{(e)}]$  is the pooled covariance between the noise and the  $j$ -th variable. Variables in group  $G$  are termed endogenous variables, as they exhibit nonzero covariance with the noise term. Although including such variables may help predict the noise, they are irrelevant to the primary goal of causal discovery. Variables in the last group are exogenous variables, whose inclusion does not enhance estimation accuracy and contributes only marginal variance. The presence of  $G$  induces the so-called ‘‘curse of endogeneity’’, which violates the key assumptions underlying most traditional least-squares-based approaches.

To attain a computationally, statistically efficient, and distributionally robust estimation, [Gu et al. \(2025b\)](#) proposes a stronger identification condition than [Fan et al. \(2024\)](#) to attain an interpolating estimator. Moreover, to break the barrier of linear structure, [Gu et al. \(2025a\)](#) considers the following model:

$$\mathbf{y}^{(e)} = m^*(\mathbf{x}_{S^*}^{(e)}) + \varepsilon^{(e)} \quad \text{with} \quad \mathbb{E}[\varepsilon^{(e)} | \mathbf{x}_{S^*}^{(e)}] \equiv 0,$$

where  $m^*$  is the regression function that allows neural networks and nonparametric regression. However, as mentioned before, restricting attention to the conditional mean constrains both methodological performance and the comprehensive understanding of causal relationships.

**1.2. Model Formulation and Our Contributions.** To bridge this gap and advance invariant methods within a quantile-level guaranteed framework, we start from the perspective of quantile regression and introduce the quantile regression with invariant structure, named Invariant Quantile Regression (IQR). For each environment  $e \in \mathcal{E}$ , assume that we observe  $n^{(e)}$  i.i.d. observations  $\{(\mathbf{x}_i^{(e)}, y_i^{(e)})\}_{i=1}^{n^{(e)}}$  drawn from the population  $(\mathbf{x}^{(e)}, y^{(e)}) \sim \mu^{(e)}$ . We consider the following IQR model:

$$(1.2) \quad \mathbf{y}^{(e)} = \boldsymbol{\beta}_{S^*}^{*\top} \mathbf{x}_{S^*}^{(e)} + \varepsilon^{(e)} \quad \text{with} \quad \mathbb{P}(\varepsilon^{(e)} \leq 0 | \mathbf{x}_{S^*}^{(e)}) = \tau, \quad \forall e \in \mathcal{E},$$

where  $\tau \in (0, 1)$  is the quantile level,  $\boldsymbol{\beta}^* \in \mathbb{R}^p$  is the true environment-invariant parameter under IQR and  $S^* = \text{supp}(\boldsymbol{\beta}^*)$  indicates its support. The objective is to recover  $S^*$  and  $\boldsymbol{\beta}^*$  for a given  $\tau$  from the data  $\{(\mathbf{x}_i^{(e)}, y_i^{(e)})\}_{i \in [n^{(e)}], e \in \mathcal{E}}$ .

From model (1.2), the endogenous variables are defined as those indexed by

$$G = \left\{ j \notin S^* : \sum_{e \in \mathcal{E}} \mathbb{E}[\{\mathbb{1}(\varepsilon^{(e)} \leq 0) - \tau\} \mathbf{x}_j^{(e)}] \neq 0 \right\},$$

where  $\mathbb{1}(\cdot)$  is the indicator function. This formulation departs from traditional quantile regression models, in which the condition  $\mathbb{E}[\{\mathbb{1}(\varepsilon^{(e)} \leq 0) - \tau\} \mathbf{x}_j^{(e)}] = 0$  for all  $j$  arises as a first-order sub-gradient optimality condition. However, this assumption is violated in the presence of  $G$ , leading to the so-called ‘‘curse of endogeneity’’ where spurious correlations contribute to predicting noise but bias the estimates. Our IQR framework addresses this issue since it allows the existence of  $G$ . To estimate  $\boldsymbol{\beta}^*$  and identify  $S^*$  under Model (1.2),

for a fixed  $\tau$ , when we assign equal weights to each environment, we consider the following population-level loss function:

$$Q(\boldsymbol{\beta}; \gamma) = R(\boldsymbol{\beta}) + \gamma \underbrace{\sum_{j=1}^p \mathbb{1}(\beta_j \neq 0) \sum_{e \in \mathcal{E}} \left| \mathbb{E}[(\mathbb{1}(y^{(e)} - \boldsymbol{\beta}^\top \mathbf{x}^{(e)} \leq 0) - \tau) \mathbf{x}_j^{(e)}] \right|^2}_{J(\boldsymbol{\beta})},$$

where  $R(\boldsymbol{\beta}) = \sum_{e \in \mathcal{E}} \mathbb{E}[\rho_\tau(y^{(e)} - \boldsymbol{\beta}^\top \mathbf{x}^{(e)})]$  is the population-level pooled quantile loss function and  $\rho_\tau(u) = u(\tau - \mathbb{1}(u < 0))$  is the check function. The introduction of  $J(\boldsymbol{\beta})$  can be viewed as the goal of invariance pursuit, while  $R(\boldsymbol{\beta})$  is employed to avoid trivial solutions such as  $\boldsymbol{\beta} = \mathbf{0}_p$ . In particular,  $J(\boldsymbol{\beta})$  encourages finding a solution  $\hat{\boldsymbol{\beta}}$  such that

$$\mathbb{E}[(\mathbb{1}(y^{(e)} - \hat{\boldsymbol{\beta}}^\top \mathbf{x}^{(e)} \leq 0) - \tau) \mathbf{x}_j^{(e)}] = 0, \quad \forall e \in \mathcal{E}, \quad \forall j \in \text{supp}(\hat{\boldsymbol{\beta}}),$$

which aims to satisfy  $\mathbb{P}(y^{(e)} - \hat{\boldsymbol{\beta}}^\top \mathbf{x}^{(e)} \leq 0 | \mathbf{x}_{\text{supp}(\hat{\boldsymbol{\beta}})}) = \tau$  for any  $e \in \mathcal{E}$ . Furthermore, the quantile loss is non-smooth and non-differentiable, posing challenges for both computation and theoretical analysis. Motivated by recent advances in smoothed quantile regression (SQR) (Tan, Wang and Zhou, 2022; Tan, Battey and Zhou, 2022; Xie et al., 2025; Zhang and Zhu, 2025; Fernandes, Guerre and Horta, 2021), which yields a twice continuously differentiable and locally strongly convex function with high probability and is therefore computationally efficient, we consider the following population loss alternatively:

$$Q_h(\boldsymbol{\beta}; \gamma) = \underbrace{\sum_{e \in \mathcal{E}} R_h^{(e)}(\boldsymbol{\beta})}_{R_h(\boldsymbol{\beta})} + \gamma \underbrace{\sum_{j=1}^p \mathbb{1}(\beta_j \neq 0) \sum_{e \in \mathcal{E}} \left| \nabla_j R_h^{(e)}(\boldsymbol{\beta}) \right|^2}_{J_h(\boldsymbol{\beta})},$$

where  $R_h(\boldsymbol{\beta})$  can be regarded as a kernel-smoothed version of  $R(\boldsymbol{\beta})$ . This smoothing technique facilitates both theoretical analysis and practical implementation of our approach. Using this loss function, we show the consistency of variable selection (causal discovery), estimation, and exclusion of endogenous variables of our estimator. Our contribution is summarized as follows.

- **Invariant Quantile Regression Framework.** We introduce an Invariant Quantile Regression (IQR) framework that formalizes quantile regression under an invariance structure across heterogeneous environments. Compared with existing invariant approaches that focus on the conditional mean, our framework captures the invariance across different quantile levels, thereby providing a more nuanced view of the data, including both the central behavior and the tail phenomenon, and enhances robustness to heavy-tailed noise. Moreover, unlike classical quantile regression under transfer learning framework, IQR isolates the invariant components of the conditional quantile function that persist across environments, thereby improving robustness and generalization.
- **Kernel-smoothed invariance-type estimator with theoretical guarantees.** We propose a Kernel-Smoothed Invariant Quantile Regression (KS-IQR) estimator that exploits a nearly minimal invariance-based identification condition (Assumption 4.5), and show that the proposed estimator can consistently recover the invariant causal variables and screen out all the endogenous variables in a non-asymptotic manner. We further establish a non-asymptotic  $\ell_2$  error bound for the estimator.
- **Enhanced sensitivity to causal discovery and endogenous variables.** As a byproduct of our theoretical results, the proposed estimator provides a more comprehensive characterization of the conditional distribution of the outcome, offering deeper insights into

causal discovery. Moreover, compared with conditional-mean approaches that typically yield smaller endogenous sets, the IQR framework is particularly sensitive to endogenous variables, which leads to stricter elimination of non-causal variables due to the explicit exclusion of endogenous variables.

**1.3. Roadmap and Notation.** The rest of this paper is structured as follows. Section 2 restates the problem setup and introduces the smoothed quantile loss function. Section 3 presents the motivation of our estimator and the algorithmic design for practical implementation. Section 4 develops the theoretical guarantees for our KS-IQR estimator, including non-asymptotic  $\ell_2$  estimation error bounds and variable selection consistency. Simulation results are presented in Section 5, followed by a real data analysis in Section 6; conclusions are given in Section 7. All proofs and some additional numerical experiments are provided in the Supplementary Material.

**Notation:** For a vector  $\mathbf{v} = (v_1, \dots, v_p)^\top \in \mathbb{R}^p$ , denote  $\|\mathbf{v}\|_2 = (\sum_{i=1}^p |v_i|^2)^{1/2}$ ,  $\|\mathbf{v}\|_1 = \sum_{i=1}^p |v_i|$ ,  $\|\mathbf{v}\|_\infty = \max_{1 \leq i \leq p} |v_i|$ . Denote  $[p] = \{1, \dots, p\}$ . We use  $\text{supp}(\mathbf{v}) = \{j \in [p] : v_j \neq 0\}$  to indicate the support set of  $\mathbf{v}$ . We write  $[\mathbf{v}]_S$  as the sub-vector of  $\mathbf{v}$  for any  $S \subseteq [p]$  and abbreviate it as  $\mathbf{v}_S$  if without ambiguity. Let  $\nabla_S f(\mathbf{v})$  be the gradient of  $f(\mathbf{v})$  with respect to  $\mathbf{v}_S$  for a given function  $f$ . Denote  $\mathbb{S}^{l-1}$  as the  $l$ -dimensional unit ball in  $\mathbb{R}^k$ . For a matrix  $\mathbf{A} = (A_{i,j})_{1 \leq i \leq k, 1 \leq j \leq l} \in \mathbb{R}^{k \times l}$ , denote  $\|\mathbf{A}\|_2 = \max_{\mathbf{v} \in \mathbb{S}^{l-1}} \|\mathbf{A}\mathbf{v}\|_2$ . Write  $\|\mathbf{v}\|_{\mathbf{A}} = \|\mathbf{A}^{1/2}\mathbf{v}\|_2$  to denote the vector norm induced by  $\mathbf{A}$ . We use  $\mathbf{A}_{S,T} = [A_{i,j}]_{i \in S, j \in T}$  to represent the sub-matrix of  $\mathbf{A}$  and abbreviate it as  $\mathbf{A}_S$  if  $S = T$ . Define  $\mathbb{1}(\cdot)$  as the indicator function. We use  $\mu$ -a.s. to denote almost surely with respect to a probability measure  $\mu$ . For two sequences of non-negative numbers  $\{a_n\}$  and  $\{b_n\}$ , we write  $a_n \lesssim b_n$  if there exists a constant  $C > 0$  independent of  $n$  such that  $a_n \leq Cb_n$ . Similarly,  $a_n \gtrsim b_n$  means that  $b_n \lesssim a_n$ .

## 2. Background and setup.

**2.1. Problem statement.** For each  $e \in \mathcal{E}$ , assume that we observe  $n^{(e)}$  i.i.d. samples  $\{(\mathbf{x}_i^{(e)}, y_i^{(e)})\}_{i=1}^{n^{(e)}} \subseteq \mathbb{R}^p \times \mathbb{R}$ , drawn from a population  $\mu^{(e)}$ . Here, we always denote  $[\mathbf{x}_i^{(e)}]_1 \equiv 1$  to represent the intercept. Recall our IQR model (1.2). The dependence of  $\beta^*$ ,  $S^*$ , and  $\varepsilon^{(e)}$  on  $\tau$  will be assumed implicitly and omitted from the notation for brevity. Under this model, the parameter  $\beta^*$  is invariant across environments. Our goal is to estimate the true parameter  $\beta^*$  and identify its support set  $S^*$ . Formally,  $S^*$  satisfies the  $\tau$ -CP-invariant property, defined as follows.

**DEFINITION 2.1** ( $\tau$ -CP-invariant Property). A set  $S \subseteq [p]$  is defined to have a  $\tau$ -**conditional probability invariant** ( $\tau$ -CP-invariant) property across environments  $\mathcal{E}$  if there exists some  $\beta$  with  $\text{supp}(\beta) = S$  such that

$$\mathbb{P}(y^{(e)} - \beta_S^\top \mathbf{x}_S^{(e)} \leq 0 | \mathbf{x}_S^{(e)}) = \tau, \quad \forall e \in \mathcal{E}.$$

To find an estimation of  $\beta^*$ , the multi-environment datasets are needed to capture the invariant structure. Let  $\mathbb{E}[f(\mathbf{x}^{(e)}, y^{(e)})] = \int f(\mathbf{x}, y) \mu^{(e)}(d\mathbf{x}, dy)$  and  $\hat{\mathbb{E}}[f(\mathbf{x}^{(e)}, y^{(e)})] = \sum_{i=1}^{n^{(e)}} f(\mathbf{x}_i^{(e)}, y_i^{(e)})/n^{(e)}$  for a measurable function  $f$ . Then we define the population quantile loss  $R^{(e)}(\beta)$  and empirical quantile loss  $\hat{R}^{(e)}(\beta)$  on the  $e$ -th environment as

$$(2.1) \quad R^{(e)}(\beta) = \mathbb{E} \left[ \rho_\tau(y^{(e)} - \beta^\top \mathbf{x}^{(e)}) \right] \quad \text{and} \quad \hat{R}^{(e)}(\beta) = \hat{\mathbb{E}} \left[ \rho_\tau(y^{(e)} - \beta^\top \mathbf{x}^{(e)}) \right].$$

where  $\rho_\tau(u) = u(\tau - \mathbb{1}(u < 0))$  is the check function and  $\mathbb{1}(\cdot)$  is the indicator function. The pooled population quantile loss is then defined as  $R(\beta) = \sum_{e \in \mathcal{E}} \omega^{(e)} R^{(e)}$ , where

$\omega = (\omega^{(e)})_{e \in \mathcal{E}}$  is the pre-specified weight vector with  $\omega^{(e)} > 0$  and  $\sum_{e \in \mathcal{E}} \omega^{(e)} = 1$ . One can choose  $\omega^{(e)} = n^{(e)} / \sum_{i \in \mathcal{E}} n^{(i)}$ , adopt uniform weights  $\omega^{(e)} = 1/|\mathcal{E}|$ , or assign larger weights to environments deemed more important based on prior knowledge.

For notation simplicity, write the joint distribution for the  $e$ -th environment  $(\mathbf{x}_i^{(e)}, \varepsilon_i^{(e)})$  as  $(\mathbf{x}^{(e)}, \varepsilon^{(e)}) \sim \mu_{\mathbf{x}, \varepsilon}^{(e)}$ . It is straightforward that  $\mu_{\mathbf{x}, \varepsilon}^{(e)}$  is absolutely continuous with respect to  $\bar{\mu}_{\mathbf{x}, \varepsilon} = \sum_{e \in \mathcal{E}} \omega^{(e)} \mu_{\mathbf{x}, \varepsilon}^{(e)}$ . Consequently, the Radon-Nikodym derivative  $\rho_{\mathbf{x}, \varepsilon}^{(e)} = d\mu_{\mathbf{x}, \varepsilon}^{(e)} / d\bar{\mu}_{\mathbf{x}, \varepsilon}$  is well-defined for each  $e \in \mathcal{E}$ . Similarly, letting  $\mathbf{x}^{(e)} \sim \mu_{\mathbf{x}}^{(e)}$  denote the marginal distribution of the covariates in environment  $e$ , we have that  $\mu_{\mathbf{x}}^{(e)}$  is also absolutely continuous with respect to  $\bar{\mu}_{\mathbf{x}} = \sum_{e \in \mathcal{E}} \omega^{(e)} \mu_{\mathbf{x}}^{(e)}$  hence  $\rho_{\mathbf{x}}^{(e)}$ , the Radon-Nikodym derivative of  $\mu_{\mathbf{x}}^{(e)}$  with respect to  $\bar{\mu}_{\mathbf{x}}$ , is also well-defined. Moreover, for  $\bar{\mu}_{\mathbf{x}}$ -a.e.  $\mathbf{x}$ , the conditional measure  $\mu_{\varepsilon|\mathbf{x}}^{(e)}(\cdot|\mathbf{x})$  is also absolutely continuous with respect to  $\bar{\mu}_{\varepsilon|\mathbf{x}}(\cdot|\mathbf{x}) = \sum_{e \in \mathcal{E}} \omega^{(e)} \mu_{\varepsilon|\mathbf{x}}^{(e)}(\cdot|\mathbf{x})$  and we denote the corresponding Radon-Nikodym derivative by  $\rho_{\varepsilon|\mathbf{x}}^{(e)}(\cdot|\mathbf{x})$ . Under these notations, for any measurable function  $g$ , we have  $\mathbb{E}_{\bar{\mu}_{\mathbf{x}, \varepsilon}}[g(\mathbf{x}, \varepsilon)] = \sum_{e \in \mathcal{E}} \omega^{(e)} \mathbb{E}_{\mu_{\mathbf{x}, \varepsilon}^{(e)}}[g(\mathbf{x}, \varepsilon)]$  and  $\mathbb{E}_{\mu_{\mathbf{x}, \varepsilon}^{(e)}}[g(\mathbf{x}, \varepsilon)] = \mathbb{E}_{\bar{\mu}_{\mathbf{x}, \varepsilon}}[g(\mathbf{x}, \varepsilon) \rho_{\mathbf{x}, \varepsilon}^{(e)}(\mathbf{x}, \varepsilon)]$ . For  $\bar{\mu}_{\mathbf{x}}$ -a.e.  $\mathbf{x}$ , similar arguments hold:

$$\begin{aligned} \mathbb{E}_{\bar{\mu}_{\varepsilon|\mathbf{x}}(\cdot|\mathbf{x})}[g(\mathbf{x}, \varepsilon)] &= \sum_{e \in \mathcal{E}} \omega^{(e)} \mathbb{E}_{\mu_{\varepsilon|\mathbf{x}}^{(e)}(\cdot|\mathbf{x})}[g(\mathbf{x}, \varepsilon)], \\ \mathbb{E}_{\mu_{\varepsilon|\mathbf{x}}^{(e)}(\cdot|\mathbf{x})}[g(\mathbf{x}, \varepsilon)] &= \mathbb{E}_{\bar{\mu}_{\varepsilon|\mathbf{x}}(\cdot|\mathbf{x})}[g(\mathbf{x}, \varepsilon) \rho_{\varepsilon|\mathbf{x}}^{(e)}(\varepsilon|\mathbf{x})]. \end{aligned}$$

Finally, for any measurable  $f(\mathbf{x})$ ,

$$\mathbb{E}_{\bar{\mu}_{\mathbf{x}}}[f(\mathbf{x})] = \sum_{e \in \mathcal{E}} \omega^{(e)} \mathbb{E}_{\mu_{\mathbf{x}}^{(e)}}[f(\mathbf{x})], \quad \mathbb{E}_{\mu_{\mathbf{x}}^{(e)}}[f(\mathbf{x})] = \mathbb{E}_{\bar{\mu}_{\mathbf{x}}}[f(\mathbf{x}) \rho_{\mathbf{x}}^{(e)}(\mathbf{x})].$$

For any  $S \subseteq [p]$ , We use  $\mu_{\mathbf{x}_S}^{(e)}$ ,  $\mu_{\varepsilon|\mathbf{x}_S}^{(e)}$ , and  $\mu_{\mathbf{x}_S, \varepsilon}^{(e)}$  to represent the marginal distribution of  $\mathbf{x}_S^{(e)}$ , the conditional distribution of  $\varepsilon$  restricted on  $\mathbf{x}_S$  and the joint distribution of  $\mathbf{x}_S$  and  $\varepsilon$ , respectively. Their Radon-Nikodym derivatives with respect to corresponding environment-mixed distribution is also well-defined, and we use similar notations as before.

*2.2. Convolution-type Smoothed quantile loss function.* Now we revisit the population quantile loss. Let  $F_{\varepsilon^{(e)}|\mathbf{x}^{(e)}}$  be the conditional distribution of  $\varepsilon^{(e)}$  given  $\mathbf{x}^{(e)}$ . The population quantile loss for each  $e \in \mathcal{E}$  can be rewritten as:

$$(2.2) \quad \mathbf{R}^{(e)}(\boldsymbol{\beta}) = \mathbb{E}_{\mu_{\mathbf{x}}^{(e)}} \left\{ \int_{-\infty}^{\infty} \rho_{\tau}(u - \langle \mathbf{x}^{(e)}, \boldsymbol{\beta} - \boldsymbol{\beta}_0^{(e)} \rangle) dF_{\varepsilon^{(e)}|\mathbf{x}^{(e)}}(u) \right\},$$

where  $\langle \cdot, \cdot \rangle$  denotes the inner product, and  $\boldsymbol{\beta}_0^{(e)}$  satisfies  $\mathbb{P}(y^{(e)} - \boldsymbol{\beta}_0^{(e)\top} \mathbf{x}^{(e)} \leq 0 | \mathbf{x}^{(e)}) = \tau$  corresponding to the true value of  $\boldsymbol{\beta}$  in the classic setting. Hence,  $\mathbf{R}^{(e)}(\boldsymbol{\beta})$  is twice differentiable and strongly convex in a neighborhood of  $\boldsymbol{\beta}_0^{(e)}$  provided sufficient smoothness of  $F_{\varepsilon^{(e)}|\mathbf{x}^{(e)}}$ . By replacing the unknown population conditional distribution  $F_{\varepsilon^{(e)}|\mathbf{x}^{(e)}}$  with the empirical cumulative distribution function (CDF) of the residuals  $\{r_i^{(e)}(\boldsymbol{\beta}) := y_i^{(e)} - \mathbf{x}_i^{(e)\top} \boldsymbol{\beta}\}_{i=1}^{n^{(e)}}$ , the empirical quantile loss can then be expressed as

$$\hat{\mathbf{R}}^{(e)}(\boldsymbol{\beta}) = \int_{-\infty}^{\infty} \rho_{\tau}(u) d\hat{F}^{(e)}(u; \boldsymbol{\beta}),$$

where  $\hat{F}^{(e)}(u; \boldsymbol{\beta}) = (1/n^{(e)}) \sum_{i=1}^{n^{(e)}} \mathbf{1}(r_i^{(e)}(\boldsymbol{\beta}) \leq u)$ . However,  $\hat{F}^{(e)}(u; \boldsymbol{\beta})$  is not continuous, which poses challenges for both computation and theoretical analysis of the minima of

$\hat{R}_h^{(e)}(\boldsymbol{\beta})$ . Inspired by the SQR developed in (Fernandes, Guerre and Horta, 2021; Tan, Wang and Zhou, 2022), we use the kernel CDF estimator. Define a sample size-dependent bandwidth parameter  $h > 0$ , let  $\hat{F}_h^{(e)}(\cdot; \boldsymbol{\beta})$  denote the smoothed distribution function corresponding to the Rosenblatt–Parzen kernel density estimator:

$$\hat{F}_h^{(e)}(u; \boldsymbol{\beta}) = \int_{-\infty}^u \hat{f}_h^{(e)}(t; \boldsymbol{\beta}) dt \quad \text{with} \quad \hat{f}_h^{(e)}(t; \boldsymbol{\beta}) = \frac{1}{n^{(e)}} \sum_{i=1}^{n^{(e)}} K_h(t - r_i^{(e)}(\boldsymbol{\beta})),$$

where  $K : \mathbb{R} \rightarrow [0, \infty)$  is a symmetric, non-negative kernel function satisfying  $\int_{-\infty}^{\infty} K(u) du = 1$ , and  $K_h(u) := K(u/h)/h$ , for  $u \in \mathbb{R}$ . Replacing  $F_{\varepsilon^{(e)}|\mathbf{x}^{(e)}}$  in the population quantile loss with  $\hat{F}_h^{(e)}(\cdot; \boldsymbol{\beta})$  leads to the following kernel-smoothed empirical quantile loss:

$$\hat{R}_h^{(e)}(\boldsymbol{\beta}) = \int_{-\infty}^{\infty} \rho_{\tau}(u) d\hat{F}_h^{(e)}(u; \boldsymbol{\beta}) = \frac{1}{n^{(e)}h} \sum_{i=1}^{n^{(e)}} \int_{-\infty}^{\infty} \rho_{\tau}(u) K\left(\frac{u + \mathbf{x}_i^{(e)\top} \boldsymbol{\beta} - y_i^{(e)}}{h}\right) du.$$

Such a kernel-smoothed empirical quantile loss can be rewritten by means of the convolution operator:

$$\hat{R}_h^{(e)}(\boldsymbol{\beta}) = \frac{1}{n^{(e)}} \sum_{i=1}^{n^{(e)}} \ell_{h,\tau}(y_i^{(e)} - \mathbf{x}_i^{(e)\top} \boldsymbol{\beta}), \quad \text{where} \quad \ell_{h,\tau}(v) := (\rho_{\tau} * K_h)(v) = \int_{-\infty}^{\infty} \rho_{\tau}(u) K(u-v) du.$$

The loss  $\ell_{h,\tau}$  here is named as the smoothed quantile loss. For explicit expressions of  $\ell_{h,\tau}$  under specific kernel choices, see Remark 2.1 in Tan, Wang and Zhou (2022). Write  $\bar{K}(v) = \int_{-\infty}^v K(u) du$  and  $\bar{K}_h(v) = \int_{-\infty}^v K_h(u) du = \bar{K}(v/h)$ . It can be verified that  $\hat{R}_h^{(e)}(\boldsymbol{\beta})$  is twice continuously differentiable with gradient  $\nabla \hat{R}_h^{(e)}(\boldsymbol{\beta}) = (1/n^{(e)}) \sum_{i=1}^{n^{(e)}} \{\bar{K}_h(-r_i^{(e)}(\boldsymbol{\beta})) - \tau\} \mathbf{x}_i^{(e)}$  and Hessian matrix  $\nabla^2 \hat{R}_h^{(e)}(\boldsymbol{\beta}) = (1/n^{(e)}) \sum_{i=1}^{n^{(e)}} K_h(-r_i^{(e)}(\boldsymbol{\beta})) \mathbf{x}_i^{(e)} \mathbf{x}_i^{(e)\top}$ .

Define  $R_h^{(e)}(\boldsymbol{\beta}) = \mathbb{E}[\hat{R}_h^{(e)}(\boldsymbol{\beta})]$  and  $\boldsymbol{\beta}_h^{*(e)} = \arg \min_{\text{supp}(\boldsymbol{\beta}) \subseteq S^*} R_h^{(e)}(\boldsymbol{\beta})$ , it can be verified that, under

mild conditions,  $\|\boldsymbol{\beta}_h^{*(e)} - \boldsymbol{\beta}_0^{(e)}\|_2 \lesssim h^2$ , which is referred to as the smoothing bias (Tan, Wang and Zhou, 2022) that is negligible provided bandwidth  $h$  small enough. In the next section, we will construct the loss function for causal pursuit based on the smoothed quantile loss.

### 3. Methodology: Invariant Quantile Regression.

3.1. *KS-IQR Estimator.* Recall the  $\tau$ -CP-invariant property in Definition 2.1. For any set  $S$  satisfying this property and for  $e \in \mathcal{E}$ , we have

$$\begin{aligned} \mathbb{P}(y^{(e)} - \boldsymbol{\beta}_S^{\top} \mathbf{x}_S^{(e)} \leq 0 | \mathbf{x}_S^{(e)}) = \tau &\iff \mathbb{E}[\mathbb{1}(y^{(e)} - \boldsymbol{\beta}_S^{\top} \mathbf{x}_S^{(e)} \leq 0) - \tau | \mathbf{x}_S^{(e)}] = 0 \\ &\iff \mathbb{E}[(\mathbb{1}(y^{(e)} - \boldsymbol{\beta}_S^{\top} \mathbf{x}_S^{(e)} \leq 0) - \tau) f(\mathbf{x}_S^{(e)})] = 0 \end{aligned}$$

for any measurable function  $f$ . Restricting the function to the linear function class yields

$$\mathbb{P}(y^{(e)} - \boldsymbol{\beta}_S^{\top} \mathbf{x}_S^{(e)} \leq 0 | \mathbf{x}_S^{(e)}) = \tau \implies \mathbb{E}[(\mathbb{1}(y^{(e)} - \boldsymbol{\beta}_S^{\top} \mathbf{x}_S^{(e)} \leq 0) - \tau) \mathbf{x}_j^{(e)}] = 0, \quad \forall j \in S.$$

Here “ $\iff$ ” means equivalence and we make a relaxation such that  $\mathbb{E}[(\mathbb{1}(y^{(e)} - \boldsymbol{\beta}_S^{\top} \mathbf{x}_S^{(e)} \leq 0) - \tau) f(\mathbf{x}_S^{(e)})] = 0$  is a necessary but not sufficient condition for the original goal  $\mathbb{P}(y^{(e)} - \boldsymbol{\beta}_S^{\top} \mathbf{x}_S^{(e)} \leq 0 | \mathbf{x}_S^{(e)}) = \tau$ . This inspires us to propose a focused invariance-type estimator by

minimizing the following loss function at the population level:

$$(3.1) \quad Q(\beta; \gamma, \omega) = \underbrace{\sum_{e \in \mathcal{E}} \omega^{(e)} R^{(e)}(\beta)}_{R(\beta; \omega)} + \gamma \underbrace{\sum_{j=1}^p \mathbb{1}(\beta_j \neq 0) \sum_{e \in \mathcal{E}} \omega^{(e)} \left| \mathbb{E}[(\mathbb{1}(y^{(e)} - \beta^\top \mathbf{x}^{(e)} \leq 0) - \tau) \mathbf{x}_j^{(e)}] \right|^2}_{J(\beta; \omega)},$$

where  $R(\beta; \omega)$  is the pooled population-level quantile loss function. While the population-level objective in (3.1) provides a characterization of invariance and causal structure, its direct empirical implementation is hindered by the non-differentiability of the quantile loss and the indicator-based invariance penalty. This lack of smoothness poses substantial challenges for both computation and theoretical analysis.

To address these difficulties, we adopt the kernel smoothing strategy reviewed in Section 2.2 to handle the non-differentiability of the quantile loss. This technique enables practical implementation via either brute force combined with the L-BFGS-B approach (Byrd et al., 1995; Zhu et al., 1997), or the Gumbel approximation (Maddison, Mnih and Teh, 2017; Jang, Gu and Poole, 2017) for solution search to handle the indicator function in  $J(\beta; \omega)$ ; see Section 3.2 for details. The resulting KS-IQR estimator, denoted by  $\hat{\beta}_{h, Q}$ , is defined as the minimizer of the empirical smoothed loss function for a given bandwidth  $h$ :

$$(3.2) \quad \hat{\beta}_{h, Q} = \arg \min_{\beta \in \mathbb{R}^p} \hat{Q}_h(\beta; \gamma, \omega),$$

where

$$(3.3) \quad \hat{Q}_h(\beta; \gamma, \omega) = \underbrace{\sum_{e \in \mathcal{E}} \omega^{(e)} \hat{R}_h^{(e)}(\beta)}_{\hat{R}_h(\beta; \omega)} + \gamma \underbrace{\sum_{j=1}^p \mathbb{1}(\beta_j \neq 0) \sum_{e \in \mathcal{E}} \omega^{(e)} \left| \nabla_j \hat{R}_h^{(e)}(\beta) \right|^2}_{\hat{J}_h(\beta; \omega)},$$

with  $\hat{R}_h(\beta; \omega)$  being the pooled empirical-level smoothed quantile loss function. The corresponding population-level KS-IQR estimator is to minimize

$$(3.4) \quad Q_h(\beta; \gamma, \omega) = \underbrace{\sum_{e \in \mathcal{E}} \omega^{(e)} R_h^{(e)}(\beta)}_{R_h(\beta; \omega)} + \gamma \underbrace{\sum_{j=1}^p \mathbb{1}(\beta_j \neq 0) \sum_{e \in \mathcal{E}} \omega^{(e)} \left| \nabla_j R_h^{(e)}(\beta) \right|^2}_{J_h(\beta; \omega)},$$

where  $R_h^{(e)}(\beta) = \mathbb{E}[\hat{R}_h^{(e)}(\beta)]$  and  $R_h(\beta; \omega)$  is the pooled population-level smoothed quantile loss function. Now we analyze the implications of  $J_h(\beta; \omega)$  attaining its global minimum. It can be seen that for any fixed  $\hat{\beta}$ ,

$$J_h(\hat{\beta}; \omega) = 0 \Leftrightarrow \nabla_{\text{supp}(\hat{\beta})} R_h^{(e)}(\hat{\beta}) = 0, \forall e \in \mathcal{E} \Leftrightarrow \hat{\beta} \in \arg \min_{\beta: \text{supp}(\beta) \subseteq \text{supp}(\hat{\beta})} R_h^{(e)}(\beta), \forall e \in \mathcal{E}.$$

Thus, the support  $\text{supp}(\hat{\beta})$  of a solution  $\hat{\beta}$  to the equation  $J_h(\beta; \omega) = 0$  satisfies the  $\tau$ -SQR-invariant property, which is formally defined as follows.

**DEFINITION 3.1** ( $\tau$ -SQR-invariant Property and  $\tau$ -QR-invariant Property). A set  $S \subseteq [p]$  is defined to have a  $\tau$ -**smoothed quantile regression invariant** ( $\tau$ -SQR-invariant) property across environments  $\mathcal{E}$  if there exists some  $\beta$  with  $\text{supp}(\beta) = S$  such that

$$\beta \in \arg \min_{\beta': \text{supp}(\beta') \subseteq S} R_h^{(e)}(\beta') = \arg \min_{\beta': \text{supp}(\beta') \subseteq S} \mathbb{E} \left[ \ell_{h, \tau}(y_i^{(e)} - \mathbf{x}_i^{(e)\top} \beta') \right], \forall e \in \mathcal{E}.$$

Meanwhile, a set  $S \subseteq [p]$  is defined to have a  $\tau$ -**quantile regression invariant** ( $\tau$ -QR-invariant) property across environments  $\mathcal{E}$  if there exists some  $\beta$  with  $\text{supp}(\beta) = S$  such that

$$\beta \in \arg \min_{\beta': \text{supp}(\beta') \subseteq S} \mathbb{E} \left[ \rho_\tau(y_i^{(e)} - \mathbf{x}_i^{(e)\top} \beta') \right], \quad \forall e \in \mathcal{E}.$$

The  $\tau$ -QR-invariant property is weaker than the  $\tau$ -CP-invariant property since the latter can imply the former, while the converse is false. Recall that we relax the pursuit of the  $\tau$ -CP-invariant property by choosing the linear function class. Though the  $\tau$ -QR-invariant property is weaker than the  $\tau$ -CP-invariant property, the two notions coincide under certain conditions. In particular, if the distribution  $\mu_{\mathbf{x}_S^{(e)}}$  of  $\mathbf{x}_S^{(e)}$  is complete, in the sense that  $\mathbb{E}[(\mathbb{1}(y^{(e)} - \beta_S^\top \mathbf{x}_S^{(e)} \leq 0) - \tau) \mathbf{x}_S^{(e)}] = \mathbf{0}$  implies  $\mathbb{E}[(\mathbb{1}(y^{(e)} - \beta_S^\top \mathbf{x}_S^{(e)} \leq 0) - \tau) | \mathbf{x}_S^{(e)}] = 0$   $\mu_{\mathbf{x}_S^{(e)}}$ -a.s., then the  $\tau$ -QR-invariant property and the  $\tau$ -CP-invariant property are equivalent. According to previous discussions, if  $\tilde{\beta}$  satisfying  $J_h(\tilde{\beta}; \omega) = 0$  with support  $\tilde{S}$ , then  $\tilde{S}$  has the  $\tau$ -SQR-invariant property. The  $\tau$ -SQR-invariant property and the  $\tau$ -QR-invariant property are similar in the sense that the loss function in the former is a smoothed version of the latter. Though the  $\tau$ -SQR-invariant property may not hold for  $S^*$ , as the smoothing bias may be different across environments, we will later prove that for some small  $\delta$ , under mild conditions, the desired support set  $S^*$  satisfies a  $(\tau, \delta)$ -nearly-QR-invariant property defined in Definition 4.1. Hence, minimizing  $J_h(\beta; \omega)$  is nearly identical to attaining the  $\tau$ -QR-invariant property up to an ignorable term.

As a possible extension, one may strengthen the invariance criterion by incorporating nonlinear transformations. Specifically, the penalty term  $J_h(\beta; \omega)$  in (3.4) can be replaced by

$$J'_h(\beta; \omega) = \sum_{j=1}^p \mathbb{1}(\beta_j \neq 0) \sum_{e \in \mathcal{E}} \omega^{(e)} \left\{ \left| \mathbb{E}[\{\bar{K}_h(-r_i^{(e)}(\beta)) - \tau\} \mathbf{x}_j^{(e)}] \right|^2 + \left| \mathbb{E}[\{\bar{K}_h(-r_i^{(e)}(\beta)) - \tau\} f(\mathbf{x}_j^{(e)})] \right|^2 \right\},$$

where  $f$  is a nonlinear function. More generally, one may consider aggregating multiple nonlinear transformations to further enhance the invariance constraint. It is noteworthy that such an extension becomes redundant when the distribution  $\mu_{\mathbf{x}_S^{(e)}}$  of  $\mathbf{x}_S^{(e)}$  is complete, in which case the original formulation is already sufficient.

**3.2. Practical implementation.** In this section, we state how to attain the estimator via minimizing (3.3). For the first approach, we use the brute force search to find the solution  $\hat{\beta}_{h,Q}$ . Specifically, for every possible support set  $S \subseteq [p]$  ( $2^p$  sets in total), we fix  $S$ , and then using L-BFGS-B (Byrd et al., 1995; Zhu et al., 1997) to attain the corresponding estimator  $\hat{\beta}_S$  via (3.3). Then  $\hat{\beta}_{h,Q}$  is defined to be the estimator  $\hat{\beta}_S$  with the minimum empirical loss (3.3). The computational cost is approximately  $O(2^p n p l)$ , where  $l$  is the number of iterations in L-BFGS-B. The algorithm is exhibited in Algorithm 1.

Since the approach above is not suitable for the scenarios where  $p$  is moderately large (e.g.,  $p > 50$ ), we consider an alternative approach. We adopt the stochastic approximation and Gumbel approximation (Maddison, Mnih and Teh, 2017; Jang, Gu and Poole, 2017) to minimize (3.3). This is also considered in Fan et al. (2024); Gu et al. (2025a). Since (3.3) can be rewritten as

$$\underbrace{(\hat{\beta}_{h,Q}, \hat{\mathbf{a}}) = \arg \min_{\beta \in \mathbb{R}^p, \mathbf{a} \in \{0,1\}^p} \sum_{e \in \mathcal{E}} \omega^{(e)} \hat{R}_h^{(e)}(\beta \odot \mathbf{a}) + \gamma \sum_{j=1}^p a_j \sum_{e \in \mathcal{E}} \omega^{(e)} \left| \nabla \hat{R}_h^{(e)}(\beta \odot \mathbf{a}) \right|^2}_{\hat{Q}_h(\beta, \mathbf{a}; \gamma)},$$

**Algorithm 1** KS-IQR by L-BFGS-B

- 
- 1: **Hyper-parameter:** hyper-parameter  $\gamma$ , quantile level  $\tau \in (0, 1)$
  - 2: **Input:** data  $\{(X_i^{(e)}, Y_i^{(e)})\}_{i \in [n^{(e)}], e \in \mathcal{E}}$  and environment weight vector  $\omega$
  - 3: Choose a proper bandwidth  $h$ .
  - 4: **for**  $S \subseteq [p]$  **do**
  - 5:     Run L-BFGS-B to solve

$$\hat{\beta}_S = \arg \min_{\beta \in \mathbb{R}^p, \text{supp}(\beta) = S} \sum_{e \in \mathcal{E}} \omega^{(e)} \hat{R}_h^{(e)}(\beta) + \gamma \sum_{j=1}^p \mathbf{1}(\beta_j \neq 0) \sum_{e \in \mathcal{E}} \omega^{(e)} \left| \nabla \hat{R}_h^{(e)}(\beta) \right|^2$$

and report the loss above on  $\hat{\beta}_S$ .

- 6: **end for**
  - 7: **Output:** attain  $\hat{\beta}_{h,Q}$  by choosing  $\hat{\beta}_{\hat{S}}$  with  $\hat{S}$  achieving the smallest loss among all  $S \subseteq [p]$ .
- 

where  $\odot$  is the Hadamard product, i.e.,  $[\mathbf{u} \odot \mathbf{v}]_j = u_j v_j$  for any vector  $\mathbf{u}, \mathbf{v} \in \mathbb{R}^p$ . Now we reformulate the optimization problem as a ‘‘continuous’’ one by letting  $\hat{w}_j = \text{logit}(\hat{a}_j) = \log(\hat{a}_j / (1 - \hat{a}_j))$  (including  $\hat{w}_j = \pm\infty$ ):

$$(\hat{\beta}_{h,Q}, \hat{\mathbf{w}}) \in \arg \min_{\beta \in \mathbb{R}^p, \mathbf{w} \in \mathbb{R}^p} \mathbb{E}_{B(\mathbf{w})} [\hat{Q}_h(\beta, B(\mathbf{w}); \gamma)],$$

where  $B(\mathbf{w})$  is a  $p$ -dimensional random vector with each entry following an independent Bernoulli distribution with success probability  $\sigma(w_j) = \exp(w_j) / (1 + \exp(w_j))$ . Note that  $B_j(w_j) = I(\text{logit}(U_j) \leq w_j)$  is discontinuous in  $w_j$ , where  $U_j \sim \text{Uniform}[0, 1]$ , but can be smoothed via the approximation

$$(3.5) \quad B_j(w_j) \approx \frac{1}{1 + \exp((\text{logit}(U_j) - w_j) / \tau_{Gum})} \equiv V_{\tau_{Gum}}(U_j, w_j), \quad \tau_{Gum} \rightarrow 0^+,$$

which admits a tractable gradient. Here,  $\tau_{Gum}$  is a temperature parameter that governs the smoothness of the approximation. Define

$$A_{\tau_{Gum}}(U, w) = (V_{\tau_{Gum}}(U_1, w_1), \dots, V_{\tau_{Gum}}(U_p, w_p))^T \in \mathbb{R}^p,$$

where  $\{U_j\}_{j=1}^p$  are i.i.d. uniform random variables. Noting that  $\text{logit}(U_j)$  has the same distribution as  $U_{j,1} - U_{j,2}$  with  $\{U_{j,1}, U_{j,2}\}_{j=1}^p$  being i.i.d. Gumbel(0, 1) random variables, this representation is also named Gumbel approximation. The original objective is then approximated by

$$(\hat{\beta}_{h,Q}, \hat{\mathbf{w}}) \in \arg \min_{\beta \in \mathbb{R}^p, \mathbf{w} \in \mathbb{R}^p} \mathbb{E}_U [\hat{Q}_h(\beta, A_{\tau_{Gum}}(U, w); \gamma)].$$

With this formulation, gradient-based optimization can be directly applied. We summarize the details in the following Algorithm 2.

#### 4. Theoretical Analysis.

4.1. *Nearly-QR-invariant property.* In this section, we demonstrate that kernel smoothing has a negligible impact on the invariance property. We first assume some regularity conditions below.

ASSUMPTION 4.1.  $\{(\mathbf{x}_i^{(e)}, y_i^{(e)})\}_{i=1}^{n^{(e)}} \subseteq \mathbb{R}^p \times \mathbb{R}$  are i.i.d. copies of  $(\mathbf{x}^{(e)}, y^{(e)}) \sim \mu^{(e)}$  for each  $e \in \mathcal{E}$ . The data from different environments are also assumed to be independent. We set  $[\mathbf{x}_i^{(e)}]_1 \equiv 1$  to represent the intercept.

**Algorithm 2** KS-IQR by Gumbel Trick

- 
- 1: **Hyper-parameter:** initial/final temperature  $(\tau_{Gum_0}, \tau_{Gum_T})$ , anneal rate  $\rho$ , number of iterations  $T$ , hyper-parameter  $\gamma$ , quantile level  $\tau \in (0, 1)$ .
  - 2: **Input:** data  $\{(X_i^{(e)}, Y_i^{(e)})\}_{i \in [n^{(e)}], e \in \mathcal{E}}$  and environment weight vector  $\omega$
  - 3: Initialize  $\beta$ ,  $w$ , and choose a proper bandwidth  $h$ .
  - 4: Set  $\tau_{Gum} = \tau_{Gum_0}$
  - 5: **for**  $t \in \{1, \dots, T\}$  **do**
  - 6:  $\tau_{Gum} = \max(\tau_{Gum_T}, \tau_{Gum} \cdot \rho)$  **if**  $t \bmod T_{\tau_{Gum}} = 0$ .
  - 7: Sample  $\{U_{j,1}, U_{j,2}\}_{j=1}^p$  from Gumbel(0,1).
  - 8: Update  $\beta, w$  by descending its gradient

$$\nabla_{(\beta, w)} \hat{\mathbf{Q}}_h(\beta, A_{\tau_{Gum}}(U, w); \gamma)$$

where the  $\text{logit}(U_j)$  in (3.5) is replaced by  $U_{j,1} - U_{j,2}$ .

- 9: **end for**
  - 10: **Output:**  $\beta \odot \sigma(w)$ .
- 

ASSUMPTION 4.2. Let  $\Sigma^{(e)} = \mathbb{E}[\mathbf{x}^{(e)} \mathbf{x}^{(e)\top}]$ . Assume that its eigenvalues satisfy  $0 < \lambda_L \leq \lambda_{\min}(\Sigma^{(e)}) \leq 1 \leq \lambda_{\max}(\Sigma^{(e)}) \leq \lambda_U < \infty$ , where  $\lambda_L, \lambda_U > 0$  are universal constants across environments. Moreover, there exists some constant  $\sigma_x \in [1, \infty)$  such that

$$\mathbb{E} \left[ \exp \left\{ \mathbf{u}^\top (\Sigma_S^{(e)})^{-1/2} \mathbf{x}_S^{(e)} \right\} \right] \leq \exp \left( \frac{\sigma_x^2}{2} \|\mathbf{u}\|_2^2 \right), \quad \forall e \in \mathcal{E}, S \subseteq [p], \mathbf{u} \in \mathbb{R}^{|S|}.$$

ASSUMPTION 4.3. Assume that the kernel function  $K : \mathbb{R} \mapsto [0, \infty)$  is symmetric around 0, and satisfies  $\int_{-\infty}^{\infty} K(u) du = 1$ . Moreover, assume that  $k_1 = \int_{-\infty}^{\infty} |u| K(u) du < \infty$ ,  $k_2 = \int_{-\infty}^{\infty} u^2 K(u) du < \infty$ ,  $k_l = \min_{|u| \leq 1} K(u) > 0$ , and  $k_u = \max_{u \in \mathbb{R}} K(u) < \infty$ .

Assumption 4.1 and Assumption 4.2 are standard in regression models (Fan et al., 2024; Zhang and Zhu, 2025; Gu et al., 2025b). Assumption 4.3 imposes mild conditions on the kernel function, where the assumption on  $k_l = \min_{|u| \leq 1} K(u) > 0$  is just for notation convenience, see Remark 4.1 of Tan, Wang and Zhou (2022).

For any  $S \subseteq [p]$ , let  $f_{\varepsilon^{(e)}|\mathbf{x}_S^{(e)}}$  and  $f_{\varepsilon^{(e)}|\mathbf{x}^{(e)}}$  be the conditional density function of  $\varepsilon^{(e)}$  given  $\mathbf{x}_S^{(e)}$  and given  $\mathbf{x}^{(e)}$ , respectively. Define  $f_{\varepsilon|\mathbf{x}_S} = \sum_{e \in \mathcal{E}} \omega^{(e)} f_{\varepsilon^{(e)}|\mathbf{x}_S^{(e)}}$  and  $f_{\varepsilon|\mathbf{x}} = \sum_{e \in \mathcal{E}} \omega^{(e)} f_{\varepsilon^{(e)}|\mathbf{x}^{(e)}}$  as the corresponding pooled conditional densities. We also define  $F_{\varepsilon|\mathbf{x}_S}(u) = \sum_{e \in \mathcal{E}} \omega^{(e)} F_{\varepsilon^{(e)}|\mathbf{x}_S^{(e)}}(u)$  as the pooled cumulative conditional distribution function. To see how the invariant quantile regression benefits from a multi-environment task, note that  $f_{\varepsilon|\mathbf{x}_{S^*}}$  is a weighted average of  $f_{\varepsilon^{(e)}|\mathbf{x}_{S^*}^{(e)}}$  for  $e \in \mathcal{E}$ . Therefore,  $f_{\varepsilon|\mathbf{x}_{S^*}}$  can potentially exhibit increased smoothness and its support  $\{u \in \mathbb{R} : f_{\varepsilon|\mathbf{x}_{S^*}}(u) > 0\}$  may expand when the conditional distributions vary across environments.

With these preparations, we define the  $(\tau, \delta)$ -nearly-QR-invariant property as follows.

DEFINITION 4.1 ( $(\tau, \delta)$ -nearly-QR-invariant Property). A set  $S \subseteq [p]$  is defined to have a  $(\tau, \delta)$ -nearly quantile regression invariant ( $(\tau, \delta)$ -nearly-QR-invariant) property if there exist some  $\beta$  and  $\{\beta^{(e)}\}_{e \in \mathcal{E}}$  with  $\text{supp}(\beta) = \text{supp}(\beta^{(e)}) = S$  for all  $e \in \mathcal{E}$  such that

$$\beta \in \arg \min_{\beta' : \text{supp}(\beta') \subseteq S} \mathbb{E} \left[ \rho_\tau(y_i^{(e)} - \mathbf{x}_i^{(e)\top} \beta') \right], \quad \forall e \in \mathcal{E},$$

$$\beta^{(e)} \in \arg \min_{\beta' : \text{supp}(\beta') \subseteq S} R_h^{(e)}(\beta'), \quad \text{and } \|\beta_S - \beta_S^{(e)}\|_{\Sigma_S^{(e)}} \leq \delta, \quad \forall e \in \mathcal{E}.$$

Now we argue that  $S^*$  possesses the  $(\delta, \tau)$ -nearly-QR-invariant property for a small  $\delta$  when the bandwidth  $h$  is chosen to be small.

**PROPOSITION 4.1** ( $S^*$ :  $(\delta, \tau)$ -nearly-QR-invariant property). *Under Assumptions 4.1–4.3, assume that  $f_l \leq f_{\varepsilon^{(e)}|\mathbf{x}_{S^*}^{(e)}}(0) \leq f_u$  for some  $f_u \geq f_l > 0$  and  $f_{\varepsilon^{(e)}|\mathbf{x}_{S^*}^{(e)}}(u)$  is  $l_0$ -Lipschitz in  $u$  for  $\mu_{\mathbf{x}_{S^*}^{(e)}}^{(e)}$ -a.e.  $\mathbf{x}_{S^*}^{(e)}$  and each  $e \in \mathcal{E}$ , that is,  $|f_{\varepsilon^{(e)}|\mathbf{x}_{S^*}^{(e)}}(u) - f_{\varepsilon^{(e)}|\mathbf{x}_{S^*}^{(e)}}(v)| \leq l_0|u - v|$  for all  $u, v \in \mathbb{R}$ . Define  $c_0 = 0.5\mu_3 + k_1 + 0.5k_2$  and  $\mu_3 = 3\sqrt{2\pi}\sigma_x^3$ , then  $S^*$  satisfies the  $(\tau, (c_0l_0/f_l)h^2)$ -nearly-QR-invariant property provided that  $h < f_l c_0/l_0$ .*

From proposition 4.1, the objective function  $J_h(\beta; \omega)$  is to seek an approximation of the  $\tau$ -CP-invariant property. Our estimator can be regarded as the trade-off between the pooled smoothed quantile loss function and the objective function  $J_h(\beta; \omega)$  with causal pursuit. When  $\gamma$  is properly selected, the spurious variables can be expected to screen out.

**4.2. Warmup: Local Strong Convexity of Population Loss.** We first partition the variable index set  $[p] \setminus S^*$  into endogenous and exogenous spurious components, defined as follows.

**DEFINITION 4.2** ( $\tau$ -Pooled Spurious Endogenously Spurious Variables and Exogenously Spurious Variables). For given weights  $\omega = (\omega^{(e)})_{e \in \mathcal{E}}$  and  $\tau \in (0, 1)$ , let  $G_\omega$  denote the index set of endogenously spurious variables in environments  $\mathcal{E}$ , defined as  $G_\omega = \{j \notin S^* : \sum_{e \in \mathcal{E}} \omega^{(e)} \mathbb{E}[\{\mathbb{1}(\varepsilon^{(e)} \leq 0) - \tau\} \mathbf{x}_j^{(e)}] \neq 0\}$ . Concurrently, let  $L_\omega$  be the index set of exogenously spurious variables, given by  $L_\omega = [p] \setminus (G_\omega \cup S^*)$ . Furthermore, we define the environment-weighted endogeneity as  $\iota_j = \sum_{e \in \mathcal{E}} \omega^{(e)} \mathbb{E}[\{\mathbb{1}(\varepsilon^{(e)} \leq 0) - \tau\} \mathbf{x}_j^{(e)}]$  for  $j \in G_\omega$  and denote the minimum signal strength of endogeneity as  $\iota = \min_{j \in G_\omega} |\iota_j| > 0$ .

The notation  $G_\omega$  and  $L_\omega$  emphasizes their potential dependence on the weight  $\omega$ . The dependence on  $\tau$  will be assumed implicitly and omitted from the notation for brevity.

**ASSUMPTION 4.4.** Assume that (i)  $f_{\varepsilon|\mathbf{x}}$  satisfies  $f_l \leq f_{\varepsilon|\mathbf{x}}(0) \leq f_u$  for  $\bar{\mu}_{\mathbf{x}}$ -a.e.  $\mathbf{x}$  and some constants  $0 < f_l \leq f_u < \infty$ ; (ii)  $f_{\varepsilon|\mathbf{x}}(u)$  is  $l_0$ -Lipschitz in  $u$  for  $\bar{\mu}_{\mathbf{x}}$ -a.e.  $\mathbf{x}$  and some bounded constant  $l_0 > 0$ ; (iii)  $f_{\varepsilon^{(e)}|\mathbf{x}_{S^*}^{(e)}}(u)$  is  $l_0$ -Lipschitz in  $u$  for  $\mu_{\mathbf{x}_{S^*}^{(e)}}^{(e)}$ -a.e.  $\mathbf{x}_{S^*}^{(e)}$ , and each  $e \in \mathcal{E}$ ; (iv)  $f_{\varepsilon^{(e)}|\mathbf{x}^{(e)}}(u) \leq f_u$  for all  $u \in \mathbb{R}$ ,  $\mu_{\mathbf{x}^{(e)}}^{(e)}$ -a.e.  $\mathbf{x}$  and each  $e \in \mathcal{E}$ ; and (v)  $f_{\varepsilon|\mathbf{x}_{L_\omega}}(u)$  and  $f_{\varepsilon|\mathbf{x}_{G_\omega}}(u)$  are both  $l_0$ -Lipschitz in  $u$  for  $\bar{\mu}_{\mathbf{x}_{L_\omega}}$ -a.e.  $\mathbf{x}_{L_\omega}$  and  $\bar{\mu}_{\mathbf{x}_{G_\omega}}$ -a.e.  $\mathbf{x}_{G_\omega}$ , respectively.

Assumption 4.4 is mild and is to ensure that the smoothing bias in the first order condition is negligible at the population-level for  $S \in \{G_\omega, L_\omega, S^*\}$ , i.e.,

$$\sum_{e \in \mathcal{E}} \omega^{(e)} \mathbb{E}[\{\mathbb{1}(\varepsilon^{(e)} \leq 0) - \tau\} \mathbf{x}_S^{(e)}] - \sum_{e \in \mathcal{E}} \omega^{(e)} \mathbb{E}[\bar{K}_h(-\varepsilon^{(e)}) - \tau] \mathbf{x}_S^{(e)}$$

is small enough in some sense.

Now, we show that the population loss in (3.4) is locally strongly convex when  $\gamma$  is large than a certain critical threshold, which is crucial to establish the convergence towards  $\beta^*$ . For  $r > 0$ , define the rescaled  $\ell_2$  ball as

$$\mathbb{B}_\Sigma(r) = \{\delta \in \mathbb{R}^p : \|\delta\|_\Sigma \leq r\},$$

where  $\Sigma = \sum_{e \in \mathcal{E}} \omega^{(e)} \Sigma^{(e)}$  is the pooled population-level covariance matrix. we have the following results.

**THEOREM 4.2.** *Suppose that Assumptions 4.1–4.4 holds. For any  $\beta \in \mathbb{R}^p$  with  $\beta - \beta^* \in \mathbb{B}_{\Sigma}(r)$  and  $r = h/(16\sqrt{2}\lambda_U\sigma_x^2)$ , provided that*

$$h \leq \min \left\{ \frac{f_l}{2l_0}, \frac{4\sqrt{2}l\lambda_U\sigma_x^2}{\sqrt{1 + \lambda_U^2 f_u^2}}, \left( \frac{l^2}{4(1 + \lambda_U^2 f_u^2)l_0^2 k_2^2 \lambda_U} \right)^{1/4} \right\}$$

and

$$\gamma \geq \gamma_0^* := \frac{16\lambda_U(1 + \lambda_U^2 f_u^2)}{l^2 f_l k_l \lambda_L^2} \sup_{S \subseteq [p]: S \cap G_\omega \neq \emptyset} \mathbf{b}_S,$$

we have

$$\begin{aligned} & \mathbf{Q}_h(\beta; \gamma, \omega) - \mathbf{Q}_h(\beta^*; \gamma, \omega) \\ & \geq \frac{13}{64} k_l f_l \lambda_L \|\beta - \beta^*\|_2^2 + \left( \frac{\gamma l^2}{8(1 + \lambda_U^2 f_u^2)} - \frac{2\lambda_U}{f_l k_l \lambda_L^2} \mathbf{b}_S \right) - \frac{l_0^2 k_2^2 \lambda_U^2}{2f_l k_l \lambda_L} h^4 \\ & \geq \frac{13}{64} k_l f_l \lambda_L \|\beta - \beta^*\|_2^2 - \frac{l_0^2 k_2^2 \lambda_U^2}{2f_l k_l \lambda_L^2} h^4 \quad \text{if } \text{supp}(\beta) \cap G_\omega \neq \emptyset, \end{aligned}$$

and if  $\text{supp}(\beta) \cap G_\omega = \emptyset$ , we have

$$\mathbf{Q}_h(\beta; \gamma, \omega) - \mathbf{Q}_h(\beta^*; \gamma, \omega) \geq \frac{13}{64} k_l f_l \lambda_L \|\beta - \beta^*\|_2^2 - \frac{l_0^2 k_2^2 \lambda_U^2}{f_l k_l \lambda_L^2} h^4 - \gamma \frac{l_0^2 k_2^2 \lambda_U}{4} h^4,$$

where

$$\mathbf{b}_S = \left\| \sum_{e \in \mathcal{E}} \omega^{(e)} \mathbb{E} \left[ \left( \bar{K}_h(-\varepsilon^{(e)}) - \tau \right) \mathbf{x}_S^{(e)} \right] \right\|_2^2.$$

From Theorem 4.2, the population loss (3.4) is locally strongly convex up to a small perturbation in the sense that  $\mathbf{Q}_h(\beta; \gamma, \omega) - \mathbf{Q}_h(\beta^*; \gamma, \omega) \geq C\|\beta^* - \beta\|_2^2 - (c \vee \gamma)h^4$  for any  $\beta \in \mathbb{B}_{\Sigma}(r)$  when  $\gamma > \gamma_0^*$  for some universal constants  $C, c > 0$ . This implies that as long as the estimator falls in a neighborhood of  $\beta^*$ , the estimator achieves the optimal convergence rate if the bandwidth  $h$  is chosen properly.

**4.3. Non-asymptotic Error Bounds and Variable Selection consistency.** Though we have shown that the population loss  $\mathbf{Q}_h(\beta; \gamma, \omega)$  is locally strongly convex up to a small perturbation in Theorem 4.2, whether our estimator  $\hat{\beta}_{h, \mathbf{Q}}$  belongs to the local neighborhood is not known. To bridge this gap, we require the following identification condition, which is in the spirit of Condition 4.5 of Fan et al. (2024).

**ASSUMPTION 4.5 (Identification Condition).** Assume that  $J_h(\beta; \omega) \neq 0$  if  $\text{supp}(\beta) \cap G_\omega \neq \emptyset$ .

**REMARK 4.1.** It is worth mentioning that Assumption 4.5 is nearly minimal from an identifiability perspective. Indeed, suppose there exists some  $\beta$  with  $\text{supp}(\beta) = S$  and  $S \cap G_\omega \neq \emptyset$  such that  $\nabla_S \mathbf{R}^{(e)}(\beta) = \mathbf{0}_{|S|}$  for all  $e \in \mathcal{E}$  and the distribution  $\mu_{\mathbf{x}_S^{(e)}}$  of  $\mathbf{x}_S^{(e)}$  is complete, then we have  $\mathbb{E}[(\mathbb{1}(y^{(e)} - \beta_S^\top \mathbf{x}_S^{(e)} \leq 0) - \tau) | \mathbf{x}_S^{(e)}] = 0$   $\mu_{\mathbf{x}_S^{(e)}}$ -a.s. for each  $e \in \mathcal{E}$ . This implies that

$$\mathbb{P}(y^{(e)} - \beta_S^\top \mathbf{x}_S^{(e)} \leq 0 | \mathbf{x}_S^{(e)}) = \tau, \quad \mu_{\mathbf{x}_S^{(e)}}\text{-a.s.}, \quad \forall e \in \mathcal{E}$$

which indicates that  $S$  also satisfies the  $\tau$ -CP invariant property. In this situation, distinguishing between  $S$  from  $S^*$  becomes impossible since both satisfy the  $\tau$ -CP-invariant property yet  $S \setminus S^* \neq \emptyset$ . Therefore, Assumption 4.5 serves primarily as an identifiability condition that excludes alternative invariant sets containing endogenous variables. Technically, it guarantees that  $|\nabla_j R_h^{(e)}(\beta)| > 0$  for some  $j \in \text{supp}(\beta)$  and  $e \in \mathcal{E}$ , while the smoothed and original gradients remain close for some sufficiently small  $h$ .

Now we are ready to provide the estimation consistency and the variable selection consistency of our KS-IQR estimator. We assume that  $\omega^{(e)} \equiv 1/|\mathcal{E}|$  and  $n^{(e)} \equiv n$  for each  $e \in \mathcal{E}$  for notation simplicity. Without loss of generality, we also assume that  $\log(|\mathcal{E}|) \leq cp$  for some universal constant  $c < \infty$ . Further details regarding varying  $(n^{(e)}, \omega^{(e)})$  can be found in Section A.3 of the Supplementary Material.

**THEOREM 4.3 (Non-asymptotic  $\ell_2$  Error Bound).** *Suppose that Assumptions 4.1–4.5 hold. If  $n \gtrsim \gamma(p + t + \log(2|\mathcal{E}|)) \vee \gamma^2(|S^*| + t + \log|\mathcal{E}| + 1)$ ,  $h \leq f_l/(2l_0)$ ,*

$$\sqrt{\frac{p+t}{n|\mathcal{E}|}} \gamma \vee \frac{p \log p}{n|\mathcal{E}|} \vee \gamma \left( \frac{t + \log(2|\mathcal{E}||S^*|)}{n \min_{j \in S^*} |\beta_j^*|} \right) \lesssim h \lesssim \gamma^{-1/2} \wedge \frac{n}{(p+t+\log(2|\mathcal{E}|))\gamma^2},$$

and  $\gamma \geq \gamma^* \vee 1$  with

$$\gamma^* = \frac{4\lambda_U}{f_l k_l \lambda_L^2} \sup_{S \subseteq [p]: S \cap G_\omega \neq \emptyset} \left( \mathbf{b}_S / \min_{\beta: \text{supp}(\beta)=S} J_h(\beta; \omega) \right),$$

we have

$$\begin{aligned} \|\hat{\beta}_{h,Q} - \beta^*\|_2 / C &\leq \gamma^{1/2} h^2 \vee \sqrt{\frac{p+t}{n|\mathcal{E}|}} \gamma \vee \gamma \frac{t + \log(|\mathcal{E}||S^*|)}{n \min_{j \in S^*} |\beta_j^*|} \vee \gamma \sqrt{\frac{(p+t)h^3}{n}} \\ &\vee \gamma \frac{(p+t)h}{n} \vee \gamma^{1/2} h \left( \frac{|S^*| + t + \log|\mathcal{E}| + 1}{n} \right)^{1/4} := \kappa \end{aligned}$$

with probability at least  $1 - 6e^{-t}$  for some universal constant  $C$  that only depends on  $(l_0, k_2, \sigma_x, \lambda_U, \lambda_L, k_u, k_l, f_u, f_l)$ .

**THEOREM 4.4 (Non-asymptotic Variable Selection Consistency).** *Under the conditions of Theorem 4.3, let  $\gamma \geq 2\gamma^* \vee 1$  with  $\gamma^*$  being defined in Theorem 4.3 and define*

$$s_+ = \min_{j \in S^*} |\beta_j^*|^2, \quad s_- = \min_{\beta: \text{supp}(\beta) \cap G_\omega \neq \emptyset} J_h(\beta; \omega),$$

we have

$$S^* \subseteq \text{supp}(\hat{\beta}_{h,Q}) \subseteq (G_\omega)^c$$

with probability at least  $1 - 6e^{-t}$  if  $\kappa \lesssim \gamma(s_+ \wedge s_-)$ , where  $\kappa$  is the upper bound for  $\|\hat{\beta}_{h,Q} - \beta^*\|_2$  established in Theorem 4.3.

From Theorem 4.3, the  $\ell_2$  error is not sensitive to the bandwidth  $h$ . For example, assume further that  $\gamma \gtrsim 1$ ,  $h \lesssim (p/(n|\mathcal{E}|^2))^{1/4} \wedge (1/|\mathcal{E}|)^{1/3}$  and the  $\beta$ -min condition  $\min_{j \in S^*} |\beta_j^*| \gtrsim \log(|\mathcal{E}||S^*|) \cdot (|\mathcal{E}|/np)^{1/2}$ , we conclude that

$$\|\hat{\beta}_{h,Q} - \beta^*\|_2 \lesssim \sqrt{\frac{p}{n|\mathcal{E}|}},$$

which aligns with the convergence rate in [Fan et al. \(2024\)](#). This provides a wide range for the choice of  $h$ . Under the choice of  $h$  above, we have the variable selection consistency if

$$\sqrt{\frac{p}{n|\mathcal{E}|}} \lesssim s_+ \wedge s_-.$$

In practice, following the theoretical guidance in [Theorem 4.3](#), we recommend setting  $h = \sqrt{\tau(1-\tau)p\gamma/n_*}$ , where  $n_* = \min_{e \in \mathcal{E}} n^{(e)}/\omega^{(e)}$ . We also examine the performance of our method under different choices of the bandwidth  $h$  in the [Supplementary Material](#).

**5. Illustration and Numerical Experiments.** Our first comparison is conducted against the EILLS estimator ([Fan et al., 2024](#)). We begin with the following structural causal model (SCM).

**Model 1.** We consider two environments with equal sample sizes  $n$ . The structural assignments of the SCM in  $e = 1$  and  $e = 2$  are exhibited below

$$\begin{aligned} x_1^{(e)} &\leftarrow u_1^{(e)}, \\ x_4^{(1)} &\leftarrow u_4^{(1)}, & x_4^{(2)} &\leftarrow (u_4^{(2)})^2 - 1, \\ x_2^{(e)} &\leftarrow \sin(x_4^{(e)}) + u_2^{(e)}, \\ x_3^{(e)} &\leftarrow \cos(x_4^{(e)}) + u_3^{(e)}, \\ x_5^{(e)} &\leftarrow \sin(x_3^{(e)} + u_5^{(e)}), \\ x_{10}^{(e)} &\leftarrow 2.5x_1^{(e)} + 1.5x_2^{(e)} + u_{10}^{(e)}, \\ y^{(e)} &\leftarrow 3x_1^{(e)} + 2x_2^{(e)} - 0.5x_3^{(e)} + u_{13}^{(e)}, \\ x_6^{(e)} &\leftarrow 0.8y^{(e)}u_6^{(e)}, \\ x_7^{(1)} &\leftarrow 0.5x_3^{(1)} + y^{(1)} + u_7^{(1)}, & x_7^{(2)} &\leftarrow 4x_3^{(2)} + \tanh(y^{(2)}) + u_7^{(2)}, \\ x_8^{(e)} &\leftarrow 0.5x_7^{(e)} - y^{(e)} + x_{10}^{(e)} + u_8^{(e)}, \\ x_9^{(e)} &\leftarrow \tanh(x_7^{(e)}) + 0.1 \cos(x_8^{(e)}) + u_9^{(e)}, \\ x_{11}^{(e)} &\leftarrow 0.4(x_7^{(e)} + x_8^{(e)}) * u_{11}^{(e)}, \\ x_{12}^{(e)} &\leftarrow u_{12}^{(e)}, \end{aligned}$$

where  $u_1^{(e)}, \dots, u_{13}^{(e)}$  are independent random variables. We consider two cases: **(i)**  $(u_1^{(e)}, \dots, u_{13}^{(e)})^\top \sim \mathcal{N}(\mathbf{0}, \mathbf{I}_{13 \times 13})$  for all  $e \in \{1, 2\}$ ; **(ii)**  $u_1^{(1)}, \dots, u_{13}^{(1)} \sim t_{1.5}$ , and  $(u_1^{(2)}, \dots, u_{13}^{(2)})^\top \sim \mathcal{N}(\mathbf{0}, \mathbf{I}_{13 \times 13})$ .

Model 1 under case (i) is the same as the model in [Section 5 of Fan et al. \(2024\)](#), whereas Model 1 under case (ii) introduces heavy-tailed variables in the first environment. The true parameter is  $\beta^* = (3, 2, -0.5, 0, \dots, 0)^\top$  and  $S^* = \{1, 2, 3\}$ . The endogenous variables are indexed by  $G = \{7, 8, 9\}$  under the conditional mean setting of [Fan et al. \(2024\)](#), and the same endogenous structure is preserved under our IQR framework for almost all  $\tau \in (0, 1)$ .

For the EILLS estimator and our KS-IQR estimator, we set the hyper-parameter  $\gamma = 20$  and balanced weights  $\omega^{(1)} = \omega^{(2)} = 1/2$ , and compute both estimators via brute force. For the KS-IQR estimator, we fix the quantile level at  $\tau = 0.5$ , employ the Gaussian kernel, and choose the bandwidth as  $h = \sqrt{\tau(1-\tau)p\gamma/n_*}$ , where  $n_* = \min_{e \in \mathcal{E}} n^{(e)}/\omega^{(e)} = 2n$ . We do not claim such a choice of  $h$  is numerically optimal. Further discussion regarding the

choice of  $h$  is provided in Section B.1 of the Supplementary Material. We also employ IRM (Arjovsky et al., 2019), anchor regression (Anchor) (Rothenhäusler et al., 2021), invariance causal prediction (ICP) (Peters, Bühlmann and Meinshausen, 2016) as a baseline here. The hyper-parameters governing the invariance penalties in IRM, Anchor, and ICP are determined via oracle selection: each candidate value is evaluated exhaustively, and the one yielding the minimum  $\ell_2$  error  $\|\bar{\Sigma}^{1/2}(\hat{\beta} - \beta^*)\|_2^2$  is adopted, where  $\bar{\Sigma}$  is the empirical sample covariance matrix. We set the sample size  $n \in \{100, 200, 300, 400, 500, 700, 1000, 1500, 2000\}$ . The results are exhibited in Figure 1.

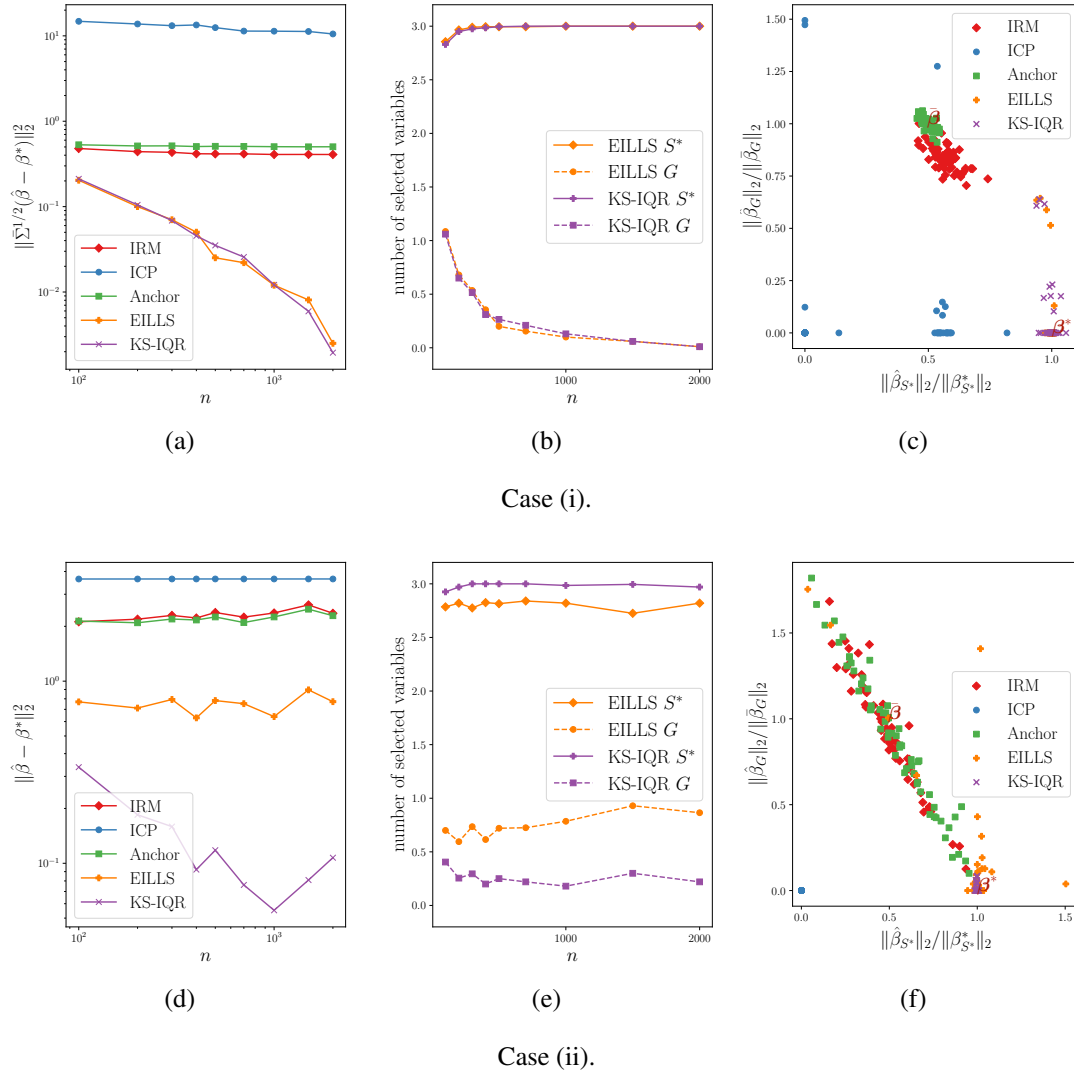


Fig 1: Simulation results for Model 1, where the first and second rows correspond to Model 1 under case (i) and Model 1 under case (ii), respectively. (a) reports the averaged  $\ell_2$  error  $\|\bar{\Sigma}^{1/2}(\hat{\beta} - \beta^*)\|_2^2$  while (d) reports the averaged  $\ell_2$  error  $\|\hat{\beta} - \beta^*\|_2^2$  (since  $\bar{\Sigma}$  is unstable in Model 1 under case (ii)) over 200 replications for each approach as a function of sample size  $n$ . (b) and (e) show the average number of selected variables from the true support  $S^* = \{1, 2, 3\}$  and the endogenous set  $G = \{7, 8, 9\}$  across 200 replications under varying  $n$  for the EILLS and KS-IQR estimators. (c) and (f) provide a visual comparison of the solutions produced by each method over 60 repeated trials at  $n = 500$ . The true parameter  $\beta^*$  and the population-level pooled least squares estimate  $\bar{\beta}$  are included in red as benchmarks.

For Model 1 under case (i), as shown in Figure 1(a), EILLS and KS-IQR are the only two methods that consistently estimate  $\beta^*$ . This observation is further confirmed by the scatter plot in Figure 1(c). The number of selected variables from  $S^*$  and  $G$  presented in Figure 1(b) is also highly similar between these two methods, illustrating that their performances are comparable in this setting. However, when it comes to Model 1 under case (ii), the EILLS estimator fails to converge as  $n$  increases. This is evident from the scatter plot in Figure 1(f), which indicates that EILLS becomes unstable in this case. In contrast, our KS-IQR estimator remains close to the true parameter  $\beta^*$ . From Figure 1(e), it can also be observed that EILLS selects fewer variables from  $S^*$  and more variables from  $G$ , implying that EILLS fails to correctly conduct causal discovery and exclude endogenous variables.

We further conduct experiments to examine how the KS-IQR estimator  $\hat{\beta}_{h,Q}$  is influenced by the penalty parameter  $\gamma$ . We consider Model 1 under case (i) and fix  $n = 300$ ,  $\tau = 0.5$ ,  $h = 0.1$ , and report each component of  $\hat{\beta}_{h,Q}$  under varying  $\gamma$ . The results are presented in Figure 2.

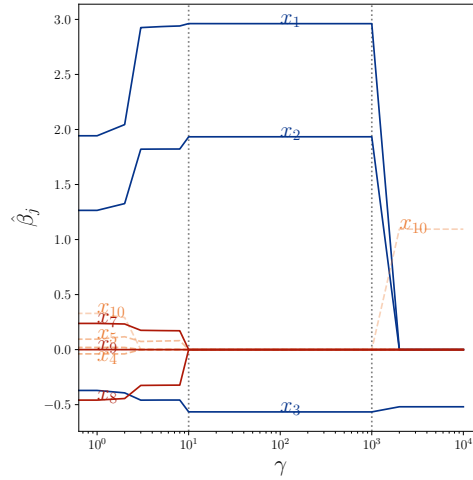


Fig 2: Solution paths of the KS-IQR estimator (with  $\tau = 0.5$ ,  $h = 0.1$ , and a Gaussian kernel) in a single trial under Model 1 (i) as  $\gamma$  varies. The vertical axis corresponds to  $\hat{\beta}_j$ , the  $j$ -th component of  $\hat{\beta}_{h,Q}$ .

It can be observed from Figure 2 that when  $\gamma \in [10, 1000]$ , KS-IQR precisely recovers the support set  $\{1, 2, 3\}$ . In this regime, it includes all variables indexed by  $S^*$  and screens out all endogenous variables indexed by  $G$ , while completely eliminating the exogenous variables indexed by  $[12] \setminus (S^* \cup G)$ . Setting  $\gamma = 0$  reduces the method to pooled smoothed quantile regression that which selects all variables, further highlighting the importance of incorporating the penalty term. When  $\gamma > 1000$ , KS-IQR tends to select  $\{3, 10\}$  rather than  $\{1, 2, 3\}$ , illustrating the necessity of including the smoothed quantile loss in the objective function, as it becomes negligible when  $\gamma$  is sufficiently large. Nevertheless, the results suggest that the estimator is stable over a relatively wide range of  $\gamma$ , suggesting that the method is not overly sensitive to the choice of  $\gamma$ .

To assess the set of endogenous variables, we consider the following model.

**Model 2.** We consider two environments with equal sample sizes  $n$ . The structural assignments of the SCM in  $e = 1$  and  $e = 2$  are given below

$$\begin{aligned} x_1^{(e)} &\leftarrow u_1^{(e)}, \\ x_3^{(e)} &\leftarrow u_3^{(e)}, \end{aligned}$$

$$\begin{aligned}
 x_2^{(e)} &\leftarrow \sin(x_3^{(e)}) + u_2^{(e)}, \\
 y^{(e)} &\leftarrow 3x_1^{(e)} + 2x_2^{(e)} - 0.5x_3^{(e)} + u_5^{(e)}, \\
 x_4^{(1)} &\leftarrow 5(y^{(1)})^2 + u_4^{(1)}, & x_4^{(2)} &\leftarrow u_4^{(2)},
 \end{aligned}$$

where  $(u_1^{(e)}, \dots, u_5^{(e)})^\top \sim \mathcal{N}(\mathbf{0}, \mathbf{I}_{5 \times 5})$  for all  $e \in \{1, 2\}$ .

For Model 2, the true parameter is  $\beta^* = (3, 2, -0.5, 0)^\top$  and  $S^* = \{1, 2, 3\}$ . While  $x_4$  is not classified as endogenous under the conditional mean setting of Fan et al. (2024) (since  $\mathbb{E}[x_4^{(1)}u_5^{(1)}] = \mathbb{E}[x_4^{(2)}u_5^{(2)}] = 0$ ), it is straightforward to verify that the  $\tau$ -endogenously spurious variables under our IQR framework are indexed by  $G = \{4\}$  for almost all  $\tau \in (0, 1)$  under equal weights (see Definition 4.2). Recall that one of our goals is to conduct causal discovery, but the circumvention of spurious variables is also important beyond incorporating all important variables. This highlights the merit of applying IQR rather than focusing only on the conditional mean.

Now we examine the number of selected variables from the true support  $S^* = \{1, 2, 3\}$  and the non-causal set  $G = \{4\}$ . To provide a comprehensive comparison between the EILLS and KS-IQR estimators, we consider quantile levels  $\tau \in \{0.1, 0.3, 0.5, 0.7, 0.9\}$ , fix the hyperparameter  $\gamma = 20$ , and set the bandwidth as  $h = \sqrt{\tau(1-\tau)p\gamma/n_*}$  using Gaussian kernel as before. We then report the number of variables selected by each method under varying sample sizes  $n \in \{100, 200, 300, 400, 500, 700, 1000, 1500, 2000\}$ .

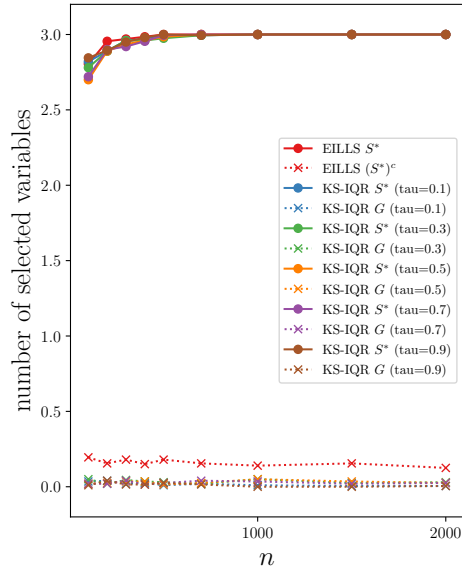


Fig 3: Average number of selected variables indexed by the true support  $S^* = \{1, 2, 3\}$  and the non-causal set  $G = \{4\}$  across 200 replications under varying  $n$  for the KS-IQR (quantile levels  $\tau \in \{0.1, 0.3, 0.5, 0.7, 0.9\}$ , bandwidth  $h = \sqrt{\tau(1-\tau)p\gamma/n_*}$ , Gaussian kernel) and the EILLS estimators under Model 2.

Figure 3 depicts that EILLS fails to consistently screen  $x_4$  out even when  $n = 2000$ . In contrast, KS-IQR under all selecting quantile levels succeeds in excluding  $x_4$ . All methods can consistently select the important variables indexed by  $S^*$ . Therefore, KS-IQR under our IQR framework is expected to prevent more non-causal variables.

To show the potential tail causal relationships, let us consider the following model.

**Model 3.** We consider two environments with equal sample sizes  $n$ . The model is given by

$$\begin{aligned} x_1^{(e)} &\leftarrow u_1^{(e)} \\ x_3^{(e)} &\leftarrow u_3^{(e)} \\ x_2^{(e)} &\leftarrow \sin(x_3^{(e)}) + u_2^{(e)} \\ y^{(e)} &\leftarrow 3x_1^{(e)} + 2x_2^{(e)} - 0.5x_3^{(e)} \mathbf{1}(u_4^{(e)} > z_q) + u_4^{(e)}, \end{aligned}$$

where  $z_q$  is the  $q$ -quantile of  $u_4^{(e)}$ :  $z_q = \inf\{z : \mathbb{P}(u_4^{(e)} \leq z) \geq q\}$ . We consider three cases: **(i)**  $q = 0.8$ ; **(ii)**  $q = 0.9$ ; **(iii)** the response is instead generated via  $y^{(e)} \leftarrow 3x_1^{(e)} + 2x_2^{(e)} - 0.5x_3^{(e)} \mathbf{1}(z_{0.65} \leq u_4^{(e)} \leq z_{0.75}) + u_4^{(e)}$ . Here  $(u_1^{(e)}, \dots, u_4^{(e)})^\top \sim \mathcal{N}(\mathbf{0}, \mathbf{I}_{4 \times 4})$  for all  $e \in \{1, 2\}$ .

In this model,  $x_1$  and  $x_2$  exert standard linear causal effects on the outcome, while the effect of  $x_3$  is activated only when the noise variable  $u_4^{(e)}$  exceeds its  $q$ -quantile in Model 3 under case (i) and Model 3 under case (ii), and only when  $u_4^{(e)}$  falls within the interval  $[z_{0.65}, z_{0.75}]$  in Model 3 under case (iii). Consequently, the causal influence of  $x_3$  is confined to a specific region of the conditional distribution of  $y$ : the upper tail in Model 3 under case (i) and Model 3 under case (ii), and a narrow interior quantile band in Model 3 under case (iii), while its contribution to the conditional mean remains relatively weak. This design captures scenarios in which causal effects are localized within specific regions of the outcome distribution, such as the upper tail or an interior quantile band, rather than being uniformly manifested. We then examine the number of selected variables indexed by the true support  $S^* = \{1, 2, 3\}$ . We fix the hyper-parameter  $\gamma = 20$ , and report the number of variables selected by EILLS and KS-IQR (with quantile levels  $\tau \in \{0.5, 0.6, 0.7, 0.8, 0.9\}$ , bandwidth  $h = \sqrt{\tau(1-\tau)p\gamma/n_*}$ , and a Gaussian kernel) under varying sample sizes  $n \in \{100, 200, 300, 400, 500, 700, 1000, 1500, 2000\}$ .

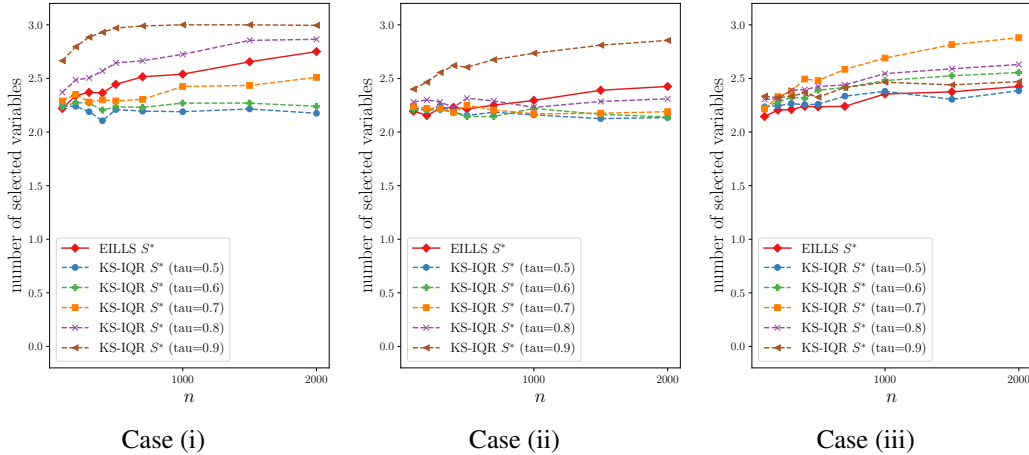


Fig 4: Average number of selected variables indexed by the true support  $S^* = \{1, 2, 3\}$  over 200 replications under varying  $n$  for the KS-IQR estimator (with quantile levels  $\tau \in \{0.5, 0.6, 0.7, 0.8, 0.9\}$ , bandwidth  $h = \sqrt{\tau(1-\tau)p\gamma/n_*}$  and a Gaussian kernel) and the EILLS estimator under Model 3.

From Figure 4, we observe that both EILLS and KS-IQR with quantile level  $\tau < q$  fail to consistently include all variables indexed by  $S^*$  under Model 3 under case (i) and Model 3

under case (ii), whereas KS-IQR with  $\tau \geq q$  reliably selects the full support given sufficiently large  $n$ . In Model 3 under case (iii), KS-IQR with quantile  $\tau = 0.7$  outperforms other choices, as this quantile level is closest to the active region  $[z_{0.65}, z_{0.75}]$  of the causal effect. These results suggest that the ability to correctly identify causal variables improves when the chosen quantile level aligns with the region of the outcome distribution where the causal effect is concentrated.

**6. Real Data Analysis.** In this section, we apply our method to the Flow Cytometry Data (Sachs et al., 2005), a standard benchmark for causal discovery in biological systems<sup>1</sup>. The dataset records the abundance of 11 proteins and phospholipids under multiple experimental conditions, including one baseline (unperturbed) condition and several interventions induced by reagents (or stimulant removals). Each environment contains approximately 700–1000 samples. Following Mooij and Heskes (2013); Meinshausen et al. (2016), we restrict attention to a subset of eight environments. These interventions are designed to perturb specific signaling pathways, although their effects may not be perfectly targeted, and off-target influences can occur. Consequently, interventions may also affect the response variable, leading to uncertainty in the true intervention mechanism. To mitigate this issue, we follow Meinshausen et al. (2016); Peters, Bühlmann and Meinshausen (2016) and perform pairwise analysis across all 28 environment pairs. We compare our KS-IQR with EILLS (Fan et al., 2024), ICP (Peters, Bühlmann and Meinshausen, 2016), hiddenICP (Meinshausen et al., 2016), Cyclic Causal Discovery (CCD; Mooij and Heskes, 2013), Bayesian structure learning (BSL; Eaton and Murphy, 2007). We also include the consensus network (Sachs-a; Sachs et al., 2005) and the author’s reconstructed network (Sachs-b; Sachs et al., 2005) as benchmarks. For the EILLS estimator and our KS-IQR estimator, we fix the hyper-parameter  $\gamma = 20$  and use balanced weights  $\omega^{(1)} = \omega^{(2)} = 1/2$ , with estimators obtained via brute force. For KS-IQR, we adopt a Gaussian kernel with bandwidth  $h = 0.1$  and evaluate quantile levels  $\tau \in \{0.1, 0.2, 0.3, 0.4, 0.5, 0.6, 0.7, 0.8, 0.9\}$ .

In Meinshausen et al. (2016), the authors consider the union formed by the inferred parental sets across all 28 environment pairs. Therefore, we aggregate results across environment pairs via support frequencies for EILLS and KS-IQR. Specifically, estimated coefficients with magnitude exceeding  $10^{-2}$  are regarded as indicative of a causal relationship. For EILLS, a relationship is retained if it is supported by at least 50% of the environment pairs. For KS-IQR, the support ratio is computed at each quantile level; a causal relationship is then retained if it satisfies either criterion (i) or criterion (ii): (i) it exceeds 60% at a specific quantile level, or (ii) its average across all given quantile levels exceeds 30%. We adopt these criteria to accommodate heterogeneity across quantile levels: some relationships may manifest only at specific (e.g., tail) quantiles, whereas others exhibit consistent behavior across multiple quantiles. We summarize the results in Table 1. The complete results for all 110 candidate relationships are reported in Section B.3 of the Supplementary Material, where we provide detailed tables summarizing the selection frequencies across all environment pairs and quantile levels.

From Table 1, we observe a substantial degree of consistency among the results obtained by different methods. For example, the two-cycles  $AKT \rightleftharpoons ERK$  and  $RAF \rightleftharpoons MEK$  are identified by most approaches, including KS-IQR. The two-cycle  $PIP3 \rightleftharpoons PLCg$  is also identified by KS-IQR. Notably, EILLS is the only method that fails to identify the relationship  $PKC \rightarrow JNK$ . In addition, several causal relationships uniquely discovered by KS-IQR are supported by existing biological evidence. For example, as illustrated by Lake, Corrêa and Müller (2016), RAF and MEK are targeted by negative feedback phosphorylation in the

<sup>1</sup>The code for replicating results in Sections 5 and 6 is available at <https://github.com/BoFuxjtu/IQR.git>.

TABLE 1  
*Direct causal relationships between the biochemical agents in the flow cytometry data.*

Edge	Sachs-a	Sachs-b	CCD	BSL	ICP	hiddenICP	EILLS	KS-IQR
RAF → MEK	✓	✓				✓	✓	✓(Criterion (i))
MEK → RAF			✓	✓		✓	✓	✓(Criterion (i))
MEK → ERK	✓	✓	✓					
PLCg → PIP2	✓	✓		✓	✓	✓		
PLCg → PIP3		✓		✓			✓	✓(Criterion (i))
PLCg → PKC	✓			✓				
PIP2 → PLCg			✓		✓			✓(Criterion (i))
PIP2 → PIP3				✓			✓	✓(Criterion (i))
PIP2 → PKC	✓							
PIP3 → PLCg	✓							✓(Criterion (i))
PIP3 → PIP2	✓	✓	✓		✓	✓	✓	✓(Criterion (i))
PIP3 → AKT	✓							
ERK → RAF								✓(Criterion (ii))
ERK → MEK								✓(Criterion (i))
ERK → PLCg								✓(Criterion (ii))
ERK → PIP2								✓(Criterion (i))
ERK → PIP3								✓(Criterion (i))
ERK → AKT		✓		✓	✓	✓	✓	✓(Criterion (i))
ERK → PKA				✓				✓(Criterion (i))
ERK → PKC								✓(Criterion (i))
ERK → P38								✓(Criterion (ii))
ERK → JNK								✓(Criterion (i))
AKT → MEK								✓(Criterion (ii))
AKT → PLCg								✓(Criterion (ii))
AKT → PIP2								✓(Criterion (i))
AKT → PIP3								✓(Criterion (i))
AKT → ERK			✓		✓	✓	✓	✓(Criterion (i))
AKT → PKA							✓	✓(Criterion (i))
AKT → PKC								✓(Criterion (i))
AKT → P38								✓(Criterion (i))
AKT → JNK								✓(Criterion (ii))
PKA → RAF	✓	✓						
PKA → MEK	✓	✓	✓	✓				
PKA → ERK	✓	✓			✓			✓(Criterion (i))
PKA → AKT	✓	✓	✓	✓		✓	✓	✓(Criterion (i))
PKA → PKC				✓				
PKA → P38	✓	✓	✓					
PKA → JNK	✓	✓	✓	✓				
PKC → RAF	✓	✓	✓	✓				
PKC → MEK	✓	✓	✓	✓				
PKC → PLCg			✓					
PKC → PIP2			✓					
PKC → AKT			✓					
PKC → PKA		✓	✓					
PKC → P38	✓	✓	✓	✓		✓	✓	✓(Criterion (i))
PKC → JNK	✓	✓	✓	✓	✓	✓		✓(Criterion (ii))
P38 → PKC						✓	✓	✓(Criterion (i))
P38 → JNK						✓		✓(Criterion (i))
JNK → PKC						✓		✓(Criterion (i))
JNK → P38				✓		✓	✓	✓(Criterion (i))

ERK1/2 MAPK pathway, which confirms the edges ERK→RAF and ERK→MEK. Similar findings are reported in [Dougherty et al. \(2005\)](#); [Shin et al. \(2009\)](#). Furthermore, ERK is known to interact with the PI3K/AKT pathway (although PI3K is not observed in this dataset), thereby influencing PIP2 and PIP3 ([Zmajkovicova et al., 2013](#)), which supports the edges ERK→PIP2 and ERK→PIP3. Moreover, P38 has been shown to be dependent on the activation of ERK ([Poddar and Paul, 2013](#)), supporting the edge ERK→P38. The activation of JNK is modulated by the ERK and AKT pathways ([Fey et al., 2012](#)), supporting the edges ERK→JNK and AKT→JNK. These findings underscore the advantage of KS-IQR in captur-

ing a more comprehensive set of causal relationships. In particular, the edge  $AKT \rightarrow JNK$  is selected consistently across all quantile levels, reflecting a stable causal effect throughout the distribution. This persistent signal provides strong evidence for a genuine causal relationship, yet it is overlooked by competing methods. This highlights the ability of KS-IQR to uncover causal structure that cannot be detected by mean-based invariant approaches and other methods. Hence, we believe that KS-IQR can be meaningful in some cases due to its flexibility and versatility.

**7. Conclusion.** In this paper, we consider an invariant quantile regression model in a multi-environment setting. The proposed framework enables the identification of invariant causal variables that remain stable across environments while capturing heterogeneous causal relationships along the outcome distribution. To implement this idea, we develop a KS-IQR estimator and establish its theoretical properties. Under nearly minimal identification conditions, the estimator consistently recovers invariant causal variables while excluding endogenous variables, together with a non-asymptotic  $\ell_2$  error bound. Our analysis further shows that quantile-based invariance provides a richer characterization of the conditional distribution of the outcome, with direct implications for causal discovery and particular relevance to settings where tail behavior is of primary interest. Moreover, compared with conditional-mean approaches, the proposed framework more effectively resolves endogenous structures and therefore enables stricter elimination of spurious (non-causal) variables.

Several directions merit further investigation. First, extending the proposed framework to high-dimensional settings would be of practical importance; one may consider the approaches in [Gu et al. \(2025b\)](#), which assume additional structural conditions. Second, it would be interesting to develop statistical inference procedures, such as hypothesis testing or false discovery rate control for quantile-based invariant causal relationships.

**Acknowledgments.** The authors would like to thank the Editor, the Associate Editor, and the anonymous referees for their careful review and constructive comments.

**Funding.** The authors were supported by NSFC under Grant No. 12571311.

## SUPPLEMENTARY MATERIAL

### Supplementary Material to “Invariant quantile regression for heterogeneous environments”

This supplementary material contains proofs, auxiliary lemmas, and additional numerical experiments, including simulation studies on bandwidth selection, experiments for the Gumbel approximation approach, and supplementary details for the real data analysis.

## REFERENCES

- ARJOVSKY, M., BOTTOU, L., GULRAJANI, I. and LOPEZ-PAZ, D. (2019). Invariant risk minimization. *arXiv preprint arXiv:1907.02893*.
- BASTANI, H. (2021). Predicting with proxies: Transfer learning in high dimension. *Management Science* **67** 2964–2984.
- BYRD, R. H., LU, P., NOCEDAL, J. and ZHU, C. (1995). A limited memory algorithm for bound constrained optimization. *SIAM Journal on Scientific Computing* **16** 1190–1208.
- CAI, T. T. and WEI, H. (2021). Transfer learning for nonparametric classification. *The Annals of Statistics* **49** 100–128.
- CHAI, J., CHEN, E. and FAN, J. (2025). Deep transfer  $Q$ -learning for offline non-stationary reinforcement Learning. *arXiv preprint arXiv:2501.04870*.
- CHEN, L., DOLADO, J. J. and GONZALO, J. (2021). Quantile factor models. *Econometrica* **89** 875–910.

- CHERNOZHUKOV, V. and HANSEN, C. (2005). An IV model of quantile treatment effects. *Econometrica* **73** 245–261.
- CHUANG, C.-C., KUAN, C.-M. and LIN, H.-Y. (2009). Causality in quantiles and dynamic stock return–volume relations. *Journal of Banking & Finance* **33** 1351–1360.
- DOUGHERTY, M. K., MÜLLER, J., RITT, D. A., ZHOU, M., ZHOU, X. Z., COPELAND, T. D., CONRADS, T. P., VEENSTRA, T. D., LU, K. P. and MORRISON, D. K. (2005). Regulation of Raf-1 by direct feedback phosphorylation. *Molecular Cell* **17** 215–224.
- EATON, D. and MURPHY, K. (2007). Exact Bayesian structure learning from uncertain interventions. In *Proceedings of the Eleventh International Conference on Artificial Intelligence and Statistics* **2** 107–114. PMLR.
- FAN, J. and LIAO, Y. (2014). Endogeneity in high dimensions. *The Annals of Statistics* **42** 872–917.
- FAN, J., FANG, C., GU, Y. and ZHANG, T. (2024). Environment invariant linear least squares. *The Annals of Statistics* **52** 2268–2292.
- FERNANDES, M., GUERRE, E. and HORTA, E. (2021). Smoothing quantile regressions. *Journal of Business & Economic Statistics* **39** 338–357.
- FEY, D., CROUCHER, D. R., KOLCH, W. and KHOLODENKO, B. N. (2012). Crosstalk and signaling switches in mitogen-activated protein kinase cascades. *Frontiers in Physiology* **3** 355.
- FU, B. and JIANG, D. (2025). Transfer learning for high-dimensional Factor-augmented sparse linear model. *arXiv preprint arXiv:2511.12435*.
- GHASSAMI, A., SALEHKALEYBAR, S., KIYAVASH, N. and ZHANG, K. (2017). Learning causal structures using regression invariance. *Advances in Neural Information Processing Systems* **30**.
- GU, Y., FANG, C., BÜHLMANN, P. and FAN, J. (2025a). Causality pursuit from heterogeneous environments via neural adversarial invariance learning. *The Annals of Statistics* **53** 2230–2257.
- GU, Y., FANG, C., XU, Y., GUO, Z. and FAN, J. (2025b). Fundamental computational limits in pursuing invariant causal prediction and invariance-guided regularization. *arXiv preprint arXiv:2501.17354*.
- HÉBERT-JOHNSON, U., KIM, M., REINGOLD, O. and ROTHBLUM, G. (2018). Multicalibration: Calibration for the (computationally-identifiable) masses. In *International Conference on Machine Learning 1939–1948*. PMLR.
- HEINZE-DEML, C., PETERS, J. and MEINSHAUSEN, N. (2018). Invariant causal prediction for nonlinear models. *Journal of Causal Inference* **6** 20170016.
- HU, X. and ZHANG, X. (2023). Optimal parameter-transfer learning by semiparametric model averaging. *Journal of Machine Learning Research* **24** 1–53.
- HUANG, J., WANG, M. and WU, Y. (2022). Estimation and inference for transfer learning with high-dimensional quantile regression. *arXiv preprint arXiv:2211.14578*.
- JANG, E., GU, S. and POOLE, B. (2017). Categorical reparametrization with Gumbel-Softmax. In *the 5th International Conference on Learning Representations*.
- JEONG, K., HÄRDLE, W. K. and SONG, S. (2012). A consistent nonparametric test for causality inquantile. *Econometric Theory* **28** 861–887.
- JIN, J., YAN, J., ASELTINE, R. H. and CHEN, K. (2024). Transfer learning with large-scale quantile regression. *Technometrics* **66** 381–393.
- KOENKER, R. and BASSETT JR, G. (1978). Regression quantiles. *Econometrica* **46** 33–50.
- KOENKER, R. and XIAO, Z. (2006). Quantile autoregression. *Journal of the American Statistical Association* **101** 980–990.
- LAKE, D., CORRÊA, S. A. and MÜLLER, J. (2016). Negative feedback regulation of the ERK1/2 MAPK pathway. *Cellular and Molecular Life Sciences* **73** 4397–4413.
- LI, S., CAI, T. T. and LI, H. (2022). Transfer learning for high-dimensional linear regression: Prediction, estimation and minimax optimality. *Journal of the Royal Statistical Society: Series B (Statistical Methodology)* **84** 149–173.
- MADDISON, C. J., MNIH, A. and TEH, Y. W. (2017). The concrete distribution: A continuous relaxation of discrete random variables. In *the 5th International Conference on Learning Representations*.
- MEINSHAUSEN, N., HAUSER, A., MOOIJ, J. M., PETERS, J., VERSTEEG, P. and BÜHLMANN, P. (2016). Methods for causal inference from gene perturbation experiments and validation. *Proceedings of the National Academy of Sciences* **113** 7361–7368.
- MOOIJ, J. M. and HESKES, T. (2013). Cyclic causal discovery from continuous equilibrium data. In *the 29th Conference on Uncertainty in Artificial Intelligence* 431–439. AUAI Press, Corvallis, OR.
- PETERS, J., BÜHLMANN, P. and MEINSHAUSEN, N. (2016). Causal inference by using invariant prediction: identification and confidence intervals. *Journal of the Royal Statistical Society: Series B (Statistical Methodology)* **78** 947–1012.
- PODDAR, R. and PAUL, S. (2013). Novel crosstalk between ERK MAPK and p38 MAPK leads to homocysteine-NMDA receptor-mediated neuronal cell death. *Journal of Neurochemistry* **124** 558–570.

- ROJAS-CARULLA, M., SCHÖLKOPF, B., TURNER, R. and PETERS, J. (2018). Invariant models for causal transfer learning. *Journal of Machine Learning Research* **19** 1–34.
- ROTHENHÄUSLER, D., BÜHLMANN, P. and MEINSHAUSEN, N. (2019). Causal dantzig. *The Annals of Statistics* **47** 1688–1722.
- ROTHENHÄUSLER, D., MEINSHAUSEN, N., BÜHLMANN, P. and PETERS, J. (2021). Anchor regression: Heterogeneous data meet causality. *Journal of the Royal Statistical Society: Series B (Statistical Methodology)* **83** 215–246.
- SACHS, K., PEREZ, O., PE’ER, D., LAUFFENBURGER, D. A. and NOLAN, G. P. (2005). Causal protein-signaling networks derived from multiparameter single-cell data. *Science* **308** 523–529.
- SHIN, S.-Y., RATH, O., CHOO, S.-M., FEE, F., MCFERRAN, B., KOLCH, W. and CHO, K.-H. (2009). Positive- and negative-feedback regulations coordinate the dynamic behavior of the Ras-Raf-MEK-ERK signal transduction pathway. *Journal of Cell Science* **122** 425–435.
- TAN, K. M., BATTEY, H. and ZHOU, W.-X. (2022). Communication-constrained distributed quantile regression with optimal statistical guarantees. *Journal of Machine Learning Research* **23** 1–61.
- TAN, K. M., WANG, L. and ZHOU, W.-X. (2022). High-dimensional quantile regression: Convolution smoothing and concave regularization. *Journal of the Royal Statistical Society: Series B (Statistical Methodology)* **84** 205–233.
- TIAN, Y. and FENG, Y. (2023). Transfer learning under high-dimensional generalized linear models. *Journal of the American Statistical Association* **118** 2684–2697.
- TORRALBA, A. and EFROS, A. (2011). Unbiased look at dataset bias. In *Proceedings of the 2011 IEEE Conference on Computer Vision and Pattern Recognition* 1521–1528. IEEE.
- ČUKLINA, J., LEE, C. H., WILLIAMS, E. G., SAJIC, T., COLLINS, B. C., RODRÍGUEZ MARTÍNEZ, M., SHARMA, V. S., WENDT, F., GOETZE, S., KEELE, G. R. et al. (2021). Diagnostics and correction of batch effects in large-scale proteomic studies: a tutorial. *Molecular Systems Biology* **17** e10240.
- WANG, Z., HU, Y., BÜHLMANN, P. and GUO, Z. (2024). Causal invariance learning via efficient optimization of a nonconvex objective. *arXiv preprint arXiv:2412.11850*.
- XIE, J., YAN, X., JIANG, B. and KONG, L. (2025). Statistical inference for smoothed quantile regression with streaming data. *Journal of Econometrics* **249** 105924.
- ZHANG, Y. and ZHU, Z. (2025). Transfer learning for high-dimensional quantile regression via convolution smoothing. *Statistica Sinica* **35** 939–958.
- ZHANG, X., LIU, H., WEI, Y. and MA, Y. (2024). Prediction using many samples with models possibly containing partially shared parameters. *Journal of Business & Economic Statistics* **42** 187–196.
- ZHU, C., BYRD, R. H., LU, P. and NOCEDAL, J. (1997). Algorithm 778: L-BFGS-B: Fortran subroutines for large-scale bound-constrained optimization. *ACM Transactions on Mathematical Software* **23** 550–560.
- ZMAJKOVICOVA, K., JESENBERGER, V., CATALANOTTI, F., BAUMGARTNER, C., REYES, G. and BACCARINI, M. (2013). MEK1 is required for PTEN membrane recruitment, AKT regulation, and the maintenance of peripheral tolerance. *Molecular Cell* **50** 43–55.
- ZUO, Z., KHALILI, M. and ZHANG, X. (2023). Counterfactually fair representation. *Advances in Neural Information Processing Systems* **36** 12124–12140.