
MemReward: Graph-Based Experience Memory for LLM Reward Prediction with Limited Labels

Tianyang Luo^{*1} Tao Feng^{*1} Zhigang Hua² Yan Xie² Shuang Yang² Ge Liu¹ Jiaxuan You¹

 [ulab-uiuc/MemReward](https://github.com/ulab-uiuc/MemReward)  [ulab-ai/memreward](https://huggingface.co/ulab-ai/memreward)

Abstract

Training large language models (LLMs) for complex reasoning via reinforcement learning requires reward labels that specify whether the generated rollouts are correct. However, obtaining reward labels at scale often requires expensive human labeling or time-consuming verification procedures; for instance, evaluating mathematical proofs demands expert review, while open-ended question answering lacks definitive ground truth. When reward labels are limited, the effectiveness of reinforcement learning fine-tuning is constrained by the scarcity of reward labels. We introduce **MemReward**, a graph-based experience memory framework: an initial LLM policy generates rollouts for each query, each comprising a thinking process and a final answer, and these rollouts are stored as experience memory. Queries, thinking processes, and answers form nodes in a heterogeneous graph with similarity and structural edges; a GNN trained on labeled nodes propagates rewards to unlabeled rollouts during online optimization. Experiments on Qwen2.5-3B and 1.5B across mathematics, question answering, and code generation demonstrate that MemReward, with only 20% labels, achieves 97.3% of Oracle performance on 3B and 96.6% on 1.5B, surpassing Oracle on out-of-domain tasks. Performance scales smoothly with label budget, reaching 99.4% of Oracle at 70% labels.

models learn to generate better reasoning through reinforcement learning (Ouyang et al., 2022; Guo et al., 2025; Yu et al., 2025). However, obtaining reward labels at scale often requires expensive human labeling or time-consuming verification procedures (Lightman et al., 2023; Wang et al., 2024). For instance, evaluating mathematical proofs demands expert review, while open-ended question answering lacks definitive ground truth. In these scenarios, the effectiveness of reinforcement learning fine-tuning is constrained by the scarcity of reward labels (Setlur et al., 2024; Zhang et al., 2024). A natural solution lies in semi-supervised learning, where models trained on labeled data have proven effective at propagating labels to unlabeled samples (Lee et al., 2013; Iscen et al., 2019; Sohn et al., 2020). These approaches inspire the insight that semantically similar experiences tend to share the same reward label, enabling reward labels to transfer from labeled to unlabeled rollouts. Therefore, we ask: *Can we leverage structured memory of labeled reasoning experiences to predict rewards for unlabeled ones, enabling effective RL fine-tuning under label scarcity?*

Addressing this question presents several challenges. First, treating each experience independently discards exploitable structural dependencies. Semantically similar experiences may exhibit similar reward patterns, but capturing these implicit reward-relevant relationships is non-trivial (Qiu et al., 2025; Huang et al., 2020). Second, reward patterns vary substantially across domains: mathematical reasoning emphasizes logical validity, while code generation focuses on functional correctness (Roziere et al., 2023; Wei et al., 2023). Designing a unified model that generalizes across diverse reward patterns poses another challenge.

To address these challenges, we introduce MemReward, a graph-based experience memory framework. Before policy optimization, an initial LLM policy generates rollouts for each query, each consisting of a thinking process and a final answer; these pre-generated rollouts form the experience memory. We organize queries, thinking processes, and answers as nodes in a heterogeneous graph and train a GNN on labeled nodes to predict rewards for unlabeled rollouts during online optimization. MemReward constructs three types of edges: query-query edges that connect se-

1. Introduction

Recent advances in large language model (LLM) reasoning have been driven by post-training with reward labels, where

^{*}Equal contribution. ¹University of Illinois Urbana-Champaign, Urbana, IL, USA ²Meta, Menlo Park, CA, USA. Correspondence to: Tianyang Luo <tluo11@illinois.edu>, Tao Feng <taofeng2@illinois.edu>, Ge Liu <geliu@illinois.edu>, Jiaxuan You <jiaxuan@illinois.edu>.

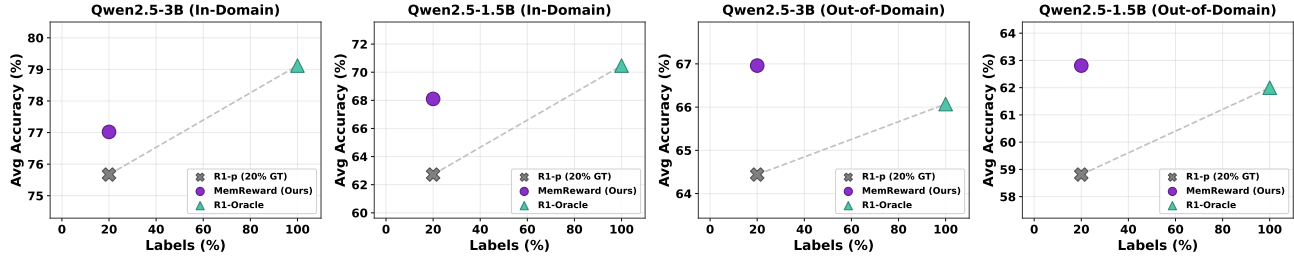


Figure 1. MemReward approaches Oracle performance with only 20% labels. Using the same 20% ground-truth labels, MemReward (purple) substantially outperforms partial labels (R1-p, gray), approaching fully-supervised Oracle performance (green) on in-domain tasks and surpassing it on out-of-domain tasks across both model scales.

matically similar queries, query-thinking edges that link each query to its thinking nodes, and thinking-answer edges that pair each thinking node with its corresponding answer. A heterogeneous graph neural network (GNN) then aggregates information across this structure to predict rewards for unlabeled rollouts (Gilmer et al., 2017; Kipf & Welling, 2017). For cross-domain generalization, we train a shared GNN on labeled data from multiple domains; the heterogeneous structure preserves task-specific characteristics while the shared architecture captures domain-general patterns. During online RL fine-tuning, unlabeled rollouts are connected to labeled rollouts via cosine similarity between their queries, and rewards are predicted by aggregating information from labeled neighbors. These predicted rewards augment limited ground-truth reward labels for online policy optimization (Pang et al., 2024; Meng et al., 2024).

We evaluate MemReward on Qwen2.5-3B and 1.5B across 13 benchmarks spanning 3 domains (mathematics, question answering, and code generation). As shown in Figure 1, MemReward with only 20% ground-truth rewards achieves 97.3% of Oracle performance on 3B and 96.6% on 1.5B. Notably, MemReward surpasses fully-supervised Oracle on average on out-of-domain tasks for both model scales, reaching 66.96 vs. 66.07 on 3B and 62.81 vs. 62.00 on 1.5B, showing that GNN-predicted rewards can improve generalization beyond full supervision. Performance scales smoothly with label budget, reaching 99.4% of Oracle at 70% labels.

2. Preliminaries

Reinforcement Learning for Reasoning-based LLM Fine-tuning. In recent RL-based fine-tuning, an LLM policy π_θ parameterized by θ generates rollouts o for a query q (Guo et al., 2025). Each rollout (also referred to as an *experience*) consists of a thinking process t and a final answer a . The correctness of the final answer a determines the reward, and the policy is updated via policy gradient methods to reinforce the entire thinking process t that produced a correct answer.

Group Relative Policy Optimization (GRPO).

GRPO (Guo et al., 2025) is a widely adopted RL algorithm for reasoning-based LLM fine-tuning. For each query, it compares the outcomes of multiple rollouts to obtain the advantage values. It can be formulated as follows:

$$\mathcal{J}_{\text{GRPO}}(\pi_\theta) = \mathbb{E} \left[\frac{1}{N} \sum_{i=1}^N \frac{1}{|y_i|} \sum_{j=1}^{|y_i|} \min\{r_{i,j} A_i, \text{clip}(r_{i,j}, 1 - \epsilon, 1 + \epsilon) A_i\} - \beta \text{KL}(\pi_\theta \| \pi_{\text{ref}}) \right], \quad (1)$$

where $q \sim \mathcal{D}$ is a query sampled from the data distribution; $y_{1..N} \sim \pi_\theta(q)$ are N rollouts generated by the policy; $|y_i|$ is the token length of rollout y_i ; $r_{i,j} = \pi_\theta(y_{i,j}|q, y_{i,<j}) / \pi_{\text{old}}(y_{i,j}|q, y_{i,<j})$ is the importance sampling ratio for the j -th token of rollout i ; $A_i = \frac{R(q, y_i) - \text{mean}[R(q, y_{1..N})]}{\text{std}[R(q, y_{1..N})]}$ is the standardized advantage; $R(q, y_i)$ is the reward for rollout y_i ; ϵ is the clipping range; β is the KL penalty weight; and π_{ref} is the reference policy.

3. MemReward: Graph-Based Experience Memory for Reward Prediction

Overview. As illustrated in Figure 2, MemReward treats each rollout, which consists of a query, thinking process, and answer, as an experience stored in a graph-based memory. It constructs a cross-domain heterogeneous graph from these labeled experiences and trains a GNN to predict rewards (Section 3.1). During online policy optimization, the trained GNN predicts rewards for unlabeled rollouts, which are combined with ground-truth rewards from labeled queries for scalable reward acquisition (Algorithm 1).

3.1. Cross-Domain Heterogeneous Graph for Reward Prediction

Initialize node/edge features. In MemReward, we have three types of nodes (query nodes, thinking nodes, and answer nodes) and three types of edges (query-query, query-thinking, and thinking-answer). Their embeddings at layer ℓ

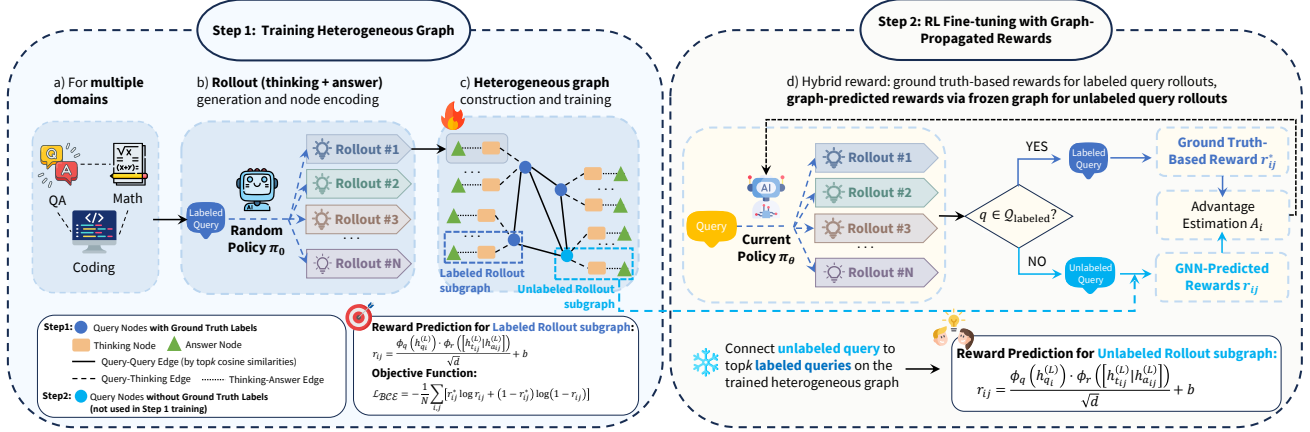


Figure 2. Overview of MemReward. Rollouts generated by the initial policy are stored as experience memory and organized into a heterogeneous graph for reward prediction. (Left) *Warmup Phase*: We construct a heterogeneous graph from labeled queries, where query nodes connect via embedding similarity, and each query links to its thinking and answer nodes. A GNN is trained to predict rewards through relational message passing. (Right) *Online Phase*: During GRPO training, labeled queries receive ground-truth rewards while unlabeled queries connect to the warmup graph via top- k similarity edges and obtain GNN-predicted rewards.

are denoted as $h_q^{(\ell)}$, $h_t^{(\ell)}$, and $h_a^{(\ell)}$, with type-specific weight matrices W_{qq} , W_{qt} , and W_{ta} .

For node initialization, for each labeled query q in the training set, we use the initial policy π_0 to generate rollouts, each consisting of a thinking process t and a final answer a , and then encode the query, thinking, and answer to obtain embeddings e_q, e_t, e_a .

For edge construction, query-query edges are established using the top- k cosine similarity between query embeddings. Query-thinking edges directly connect each query node to its thinking nodes. Thinking-answer edges pair each thinking node one-to-one with the corresponding answer node. All edge weights are initialized to 1.

Training the warmup GNN. We train a heterogeneous GNN on labeled data to enable cross-query knowledge transfer, as shown in Figure 2.

For aggregating different types of nodes and edges, we employ heterogeneous aggregation with type-specific weights. The GNN derives expressive node representations h via iterative neighborhood aggregation with learnable weights. The node embedding update at the ℓ -th layer is:

$$\mathbf{h}_q^{(\ell)} = \text{ReLU}\left(\text{Mean}\left(\sum_{\mathcal{N}_q} \alpha^{qq} W_{qq}^{(\ell)} \mathbf{h}_q^{(\ell-1)}, \sum_{\mathcal{N}_t} \alpha^{tq} W_{tq}^{(\ell)} \mathbf{h}_t^{(\ell-1)}\right)\right), \quad (2)$$

$$\mathbf{h}_t^{(\ell)} = \text{ReLU}\left(\text{Mean}\left(\sum_{\mathcal{N}_q} \alpha^{qt} W_{qt}^{(\ell)} \mathbf{h}_q^{(\ell-1)}, \sum_{\mathcal{N}_a} \alpha^{at} W_{at}^{(\ell)} \mathbf{h}_a^{(\ell-1)}\right)\right), \quad (3)$$

$$\mathbf{h}_a^{(\ell)} = \text{ReLU}\left(\sum_{\mathcal{N}_t} \alpha^{ta} W_{ta}^{(\ell)} \mathbf{h}_t^{(\ell-1)}\right), \quad (4)$$

where $\mathbf{h}^{(\ell)}$ is the node embedding after ℓ iterations. $\mathbf{h}_q^{(\ell)}$,

$\mathbf{h}_t^{(\ell)}$, $\mathbf{h}_a^{(\ell)}$ are initialized as $\mathbf{h}_q^{(0)} = e_q$, $\mathbf{h}_t^{(0)} = e_t$, $\mathbf{h}_a^{(0)} = e_a$. α^{xy} denotes attention weights for edge type $x \rightarrow y$, $W_{xy}^{(\ell)}$ denotes learnable edge type-specific weights, and \mathcal{N}_x denotes the neighbors of node type x .

Based on the final-layer embeddings for the query, thinking, and answer nodes, we predict the reward score for each rollout using scaled dot product scoring:

$$r_{ij} = \frac{\phi_q(h_{q_i}^{(L)}) \cdot \phi_r([h_{t_{ij}}^{(L)} \| h_{a_{ij}}^{(L)}])}{\sqrt{d}} + b, \quad (5)$$

where r_{ij} is the predicted reward score for the j -th rollout of query i ; ϕ_q and ϕ_r are learnable linear projections that map the query and rollout representations to a shared d -dimensional space, respectively; $h_{q_i}^{(L)}$ is the final-layer embedding of the i -th query; $h_{t_{ij}}^{(L)}$ and $h_{a_{ij}}^{(L)}$ are the final-layer embeddings of the thinking process and answer for the j -th rollout of query i ; $\|$ denotes concatenation; and b is a learnable bias.

The GNN is trained to minimize the binary cross-entropy loss:

$$\mathcal{L}_{\text{BCE}} = -\frac{1}{N} \sum_{i,j} [r_{ij}^* \log r_{ij} + (1 - r_{ij}^*) \log(1 - r_{ij})], \quad (6)$$

where $r_{ij}^* = r(a_{ij}, a_i^*) \in \{0, 1\}$ is the ground-truth reward, equal to 1 if the answer is correct and 0 otherwise; $r(\cdot, \cdot)$ is the reward function that compares an answer against the ground-truth label; a_{ij} is the j -th generated answer for the i -th query; a_i^* is its ground-truth label; and N is the total number of rollouts for each query.

3.2. Adaptive Reward Acquisition for Online Policy Optimization

Utilizing the trained GNN. During online policy optimization, we employ a mixed reward acquisition strategy: labeled queries are routed to ground-truth evaluation for rewards, while unlabeled queries leverage GNN-predicted rewards.

Since unlabeled queries and their newly generated rollouts are not part of the warmup graph, we connect them to the warmup graph (Section 3.1) at inference time. For each unlabeled query q , we first encode it and its rollouts using the same encoder to obtain embeddings e_q , e_t , and e_a . We then establish query-query edges between the unlabeled query embedding and its top- k most similar warmup query embeddings by cosine similarity. Next, the initial embeddings are propagated through the trained GNN to obtain the final layer representations $h_q^{(L)}$, $h_t^{(L)}$, and $h_a^{(L)}$. Finally, we predict the reward of rollout j for query i as shown in Equation (5).

Integrating GNN with GRPO. During online policy optimization, for each query q_i , GRPO generates N rollouts $\{y_1, \dots, y_N\}$ from the policy. The final reward for each rollout is computed as:

$$R_{ij} = \begin{cases} r_{ij}^* & \text{if } q_i \in \mathcal{Q}_{\text{labeled}}, \\ \mathbb{I}[r_{ij} > 0.5] & \text{otherwise,} \end{cases} \quad (7)$$

where R_{ij} is the reward for the j -th rollout of query i , serving as $R(\cdot)$ in Equation (1) for computing the standardized advantage; r_{ij}^* is the ground-truth reward and r_{ij} is the GNN-predicted reward score (Equations (6) and (5)); $\mathcal{Q}_{\text{labeled}}$ denotes the set of queries with ground-truth labels (used for GNN warmup training); and $\mathbb{I}[\cdot]$ is the indicator function.

The policy is then optimized by maximizing the GRPO objective in Equation (1).

4. Experiments

4.1. Experimental Settings

Datasets. We evaluate on 13 datasets across 3 task categories: 10 in-domain benchmarks and 3 out-of-domain benchmarks.

In-domain Benchmarks. (1) **Math.** We include three mathematical reasoning benchmarks with varying difficulty levels. **GSM8K** (Cobbe et al., 2021) contains grade school math word problems requiring multi-step arithmetic reasoning. **GSM-Symbolic** (Mirzadeh et al., 2024) extends GSM8K with symbolic variable substitutions to test generalization beyond memorized patterns. **MATH** (Hendrycks et al., 2021) comprises competition-level problems spanning

Algorithm 1 Online GRPO with MemReward

```

1: Input: Labeled  $\mathcal{Q}_{\text{labeled}}$ , unlabeled  $\mathcal{Q}_{\text{unlabeled}}$ , trained GNN,  $\mathcal{G}_{\text{warmup}}$ , LLM policy  $\pi_\theta$ 
2: Output: Fine-tuned policy  $\pi_{\theta^*}$ 
3: Prompt: Domain-specific system prompt (see Appendix C.5)
4:
5:  $\mathcal{Q}_{\text{train}} \leftarrow \mathcal{Q}_{\text{labeled}} \cup \mathcal{Q}_{\text{unlabeled}}$ 
6: for each training iteration do
7:   Sample batch  $\mathcal{B} \sim \mathcal{Q}_{\text{train}}$ 
8:   for each query  $q \in \mathcal{B}$  do
9:     Generate  $N$  rollouts:  $\{(t_j, a_j)\}_{j=1}^N \sim \pi_\theta(\text{Prompt}, q)$ 
10:    if  $q \in \mathcal{Q}_{\text{labeled}}$  then
11:       $r_j \leftarrow r(a_j, a^*)$  // Ground-truth reward
12:    else
13:      Encode:  $e_q, e_{t_j}, e_{a_j}$ 
14:      Connect to  $\mathcal{G}_{\text{warmup}}$  via top- $k$  similarity
15:      Propagate through GNN
16:       $r_j \leftarrow \mathbb{I}[\text{GNN}(q, t_j, a_j) > 0.5]$  // GNN reward
17:    end if
18:  end for
19:  Compute advantages:  $A_j = (r_j - \mu)/\sigma$ 
20:  Update:  $\theta \leftarrow \theta + \alpha \nabla_\theta \mathcal{J}_{\text{GRPO}}$ 
21: end for
22: Return  $\pi_{\theta^*}$ 

```

algebra, geometry, number theory, and calculus, requiring sophisticated mathematical reasoning.

(2) **Code.** We evaluate on two code generation benchmarks. **MBPP+** (Austin et al., 2021; Liu et al., 2023) consists of crowd-sourced Python programming problems designed to test basic programming skills. **HumanEval+** (Chen et al., 2021; Liu et al., 2023) contains hand-crafted programming challenges requiring function-level code synthesis with comprehensive test cases for correctness verification.

(3) **Question Answering (QA).** We include five QA benchmarks spanning diverse reasoning types. **MMLU** (Hendrycks et al., 2020) covers 57 subjects from elementary to professional level, testing broad world knowledge. **CommonsenseQA (CSQA)** (Talmor et al., 2019) requires commonsense reasoning about everyday concepts and relationships. **OpenBookQA (OBQA)** (Mihaylov et al., 2018) combines elementary science knowledge with multi-hop reasoning. **ARC-Challenge (ARC-C)** (Clark et al., 2018) contains difficult science questions requiring complex reasoning beyond simple retrieval. **GPQA** (Rein et al., 2024) features graduate-level questions in physics, chemistry, and biology designed to challenge expert-level reasoning.

Dataset statistics are summarized in Table 6 (Appendix B); detailed descriptions are in Appendix C.

Out-of-domain Benchmarks. To assess generalization capability, we evaluate on three held-out datasets not seen during training. **NuminaMath** (Li et al., 2024) contains

Table 1. MemReward reaches 97.3% of Oracle performance on Qwen2.5-3B and 96.6% on Qwen2.5-1.5B across 10 benchmarks. We compare three supervision paradigms: R1-p (20% GT), MemReward (Ours, 20% GT + GNN), and R1-Oracle (100% GT). On 3B, MemReward outperforms R1-p by 1.35; on 1.5B, the improvement is 5.38.

Method	Math			QA				Code		Avg	ΔScore	
	GSM8K	GSM-sym	MATH	MMLU	CSQA	OBQA	ARC-C	GPQA	HumanEval+			MBPP+
<i>Qwen2.5-1.5B-Instruct</i>												
R1-p	77.11	62.89	44.44	53.33	70.22	68.67	71.56	20.00	38.46	55.00	62.72	-7.75
MemReward (Ours)	88.67	77.78	50.89	54.67	72.44	70.00	72.67	23.33	43.59	55.00	68.10	-2.37
R1-Oracle	86.44	75.33	53.11	66.44	74.44	74.00	74.89	15.00	53.85	56.25	70.47	0
<i>Qwen2.5-3B-Instruct</i>												
R1-p	92.89	84.67	54.67	71.78	77.33	78.44	80.00	21.67	64.10	65.00	75.67	-3.45
MemReward (Ours)	92.89	86.44	61.11	72.00	74.44	81.78	80.44	30.00	61.54	63.75	77.02	-2.10
R1-Oracle	92.89	90.22	60.33	72.22	79.11	83.11	84.00	30.00	71.79	73.75	79.12	0

competition-level mathematical problems from international olympiads, testing the transfer of mathematical reasoning skills. **SIQA (Social Interaction QA)** (Sap et al., 2019) requires reasoning about social situations and emotional intelligence. **PIQA (Physical Interaction QA)** (Bisk et al., 2020) tests physical commonsense reasoning about everyday objects and interactions. Each dataset contains 750 training, 300 validation, and 450 testing samples.

Baselines. All methods adopt GRPO (Guo et al., 2025) as the RL algorithm for policy optimization but differ in how rewards are acquired. We compare against two baselines: (1) **R1-p (Partial)**, which trains with only 20% of labeled queries and discards the remaining 80% unlabeled queries, representing the label-scarce setting; and (2) **R1-Oracle**, which trains with 100% ground-truth labels, serving as the fully-supervised upper bound. In contrast, **MemReward** uses the same 20% ground-truth labels as R1-p but augments the remaining 80% unlabeled queries with GNN-predicted rewards.

Settings. We use Qwen2.5-1.5B-Instruct and Qwen2.5-3B-Instruct as the backbone models. For online policy optimization, we adopt GRPO with hyperparameters in Table 4; GNN training configurations are in Table 5 (full implementation details in Appendix A). Case studies illustrating model outputs are provided in Appendix C.5.

Evaluation Metrics. We use task-specific metrics across task categories: **Exact Match** for mathematical reasoning requiring precise numerical answers; **Accuracy** for question answering involving multiple-choice or classification; and **Pass@1** for code generation, measuring functional correctness.

4.2. MemReward Approaches Oracle Performance with Only 20% Labels

Table 1 presents performance across 10 benchmarks on two model scales. On Qwen2.5-3B, MemReward achieves 77.02% average score, reaching 97.3% of Oracle performance while outperforming R1-p by 1.35 points. On Qwen2.5-1.5B, MemReward improves over R1-p by 5.38

points, reaching 96.6% of Oracle. On both scales, MemReward closes the majority of the gap between partial labels and full supervision, showing that graph-based reward propagation provides an effective training signal regardless of model capacity (comparative case studies in Appendix C.6).

GNN-predicted rewards provide an effective training signal across model scales. Beyond closing the overall gap, MemReward surpasses Oracle on individual benchmarks at both scales: on 3B, MATH (61.11 vs. 60.33); on 1.5B, GSM8K (88.67 vs. 86.44) and GSM-Symbolic (77.78 vs. 75.33). These per-benchmark gains arise because the GNN aggregates reward signals from semantically similar queries via query-query edges (Section 3.1), providing complementary cross-query information that single-query ground-truth evaluation does not capture. The upstream prediction quality supports this: on held-out validation data, the GNN achieves 0.917 ROC-AUC with a score separation of 0.51 between correct and incorrect responses (mean predicted score 0.63 for correct vs. 0.11 for incorrect; see Appendix C.4 for full per-dataset breakdown and Appendix C.7 for detailed propagation traces). The separation is highest for mathematical reasoning (0.60), consistent with math benefiting most from GNN-predicted rewards.

Mathematical reasoning benefits most from GNN-predicted rewards. Across both model scales, mathematical reasoning benchmarks benefit most from GNN-predicted rewards. On 3B, MATH improves by 6.44 points over R1-p (61.11 vs. 54.67). On 1.5B, GSM8K improves by 11.56 (88.67 vs. 77.11) and GSM-Symbolic by 14.89 (77.78 vs. 62.89), as visualized in Figure 4. This is consistent with the design of MemReward’s query-query similarity edges (Section 3.1): mathematical queries with similar problem structures share solution strategies, enabling effective reward propagation through the GNN’s neighborhood aggregation. Quantitatively, the top-7 nearest neighbors of validation queries share the same query-level reward label 80% of the time on average across math and QA (66–80% for math, 80–86% for QA), showing that the graph’s similarity edges connect queries with correlated reward outcomes.

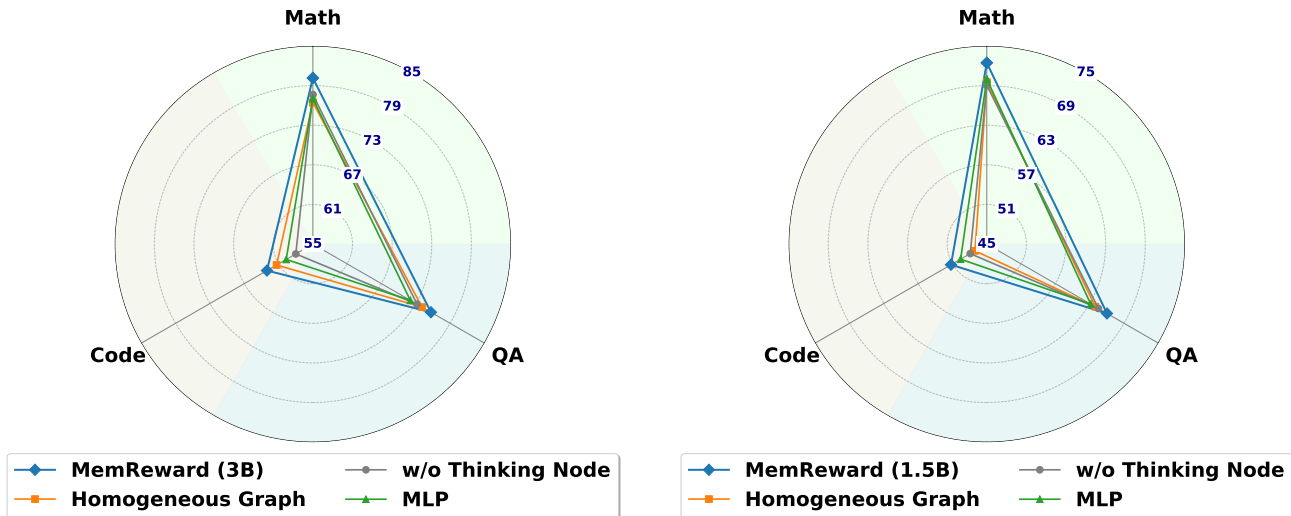


Figure 3. Ablation studies on (a) Qwen2.5-3B and (b) Qwen2.5-1.5B show each architectural component contributes to performance. The full model consistently outperforms all ablated variants on both scales across all three task categories.

Table 2. MemReward surpasses Oracle on out-of-domain tasks. On both model scales, MemReward outperforms R1-Oracle despite using only 20% ground-truth labels, exceeding Oracle by 0.89 on 3B and 0.81 on 1.5B.

Method	NuminaMath	SIQA	PIQA	Avg	Δ Score
<i>Qwen2.5-1.5B-Instruct</i>					
R1-p	31.56	72.67	72.22	58.81	-3.19
MemReward	34.67	74.44	79.33	62.81	+0.81
R1-Oracle	<u>32.00</u>	74.89	<u>79.11</u>	<u>62.00</u>	0
<i>Qwen2.5-3B-Instruct</i>					
R1-p	36.44	74.67	82.22	64.44	-1.63
MemReward	42.22	76.89	81.78	66.96	+0.89
R1-Oracle	<u>39.33</u>	76.89	<u>82.00</u>	<u>66.07</u>	0

4.3. MemReward Surpasses Oracle on Out-of-Domain Tasks

GNN rewards generalize to unseen domains. Table 2 presents out-of-domain evaluation results on NuminaMath, SIQA, and PIQA. In this setting, the GNN is trained exclusively on in-domain data (10 benchmarks) during the warmup phase. During online GRPO training, new queries from the held-out tasks are connected to the warmup graph via top- k similarity edges, and the GNN directly predicts rewards without any domain-specific fine-tuning.

MemReward not only approaches but *surpasses* Oracle on average for both model scales: on 3B, MemReward exceeds Oracle by 0.89 points (66.96 vs. 66.07); on 1.5B, by 0.81 points (62.81 vs. 62.00). The largest gains appear on NuminaMath for both scales (42.22 vs. 39.33 on 3B; 34.67 vs. 32.00 on 1.5B), while the remaining benchmarks stay competitive with Oracle. This demonstrates that the cross-domain graph structure (Section 3.1), where the GNN aggregates reward signals from semantically simi-

lar in-domain experiences via query-query edges, transfers learned reward patterns across domain boundaries without any domain-specific labels.

4.4. Each Architectural Component Contributes to Reward Prediction

We ablate three key architectural components of MemReward by comparing against three variants: (1) **MLP**, which replaces the GNN with a multi-layer perceptron that predicts rewards from query embeddings alone, without graph structure; (2) **Homogeneous Graph**, which removes edge type distinctions and treats all nodes uniformly; (3) **w/o Thinking Node**, which removes the intermediate thinking nodes from the heterogeneous graph.

Figure 3 presents per-category results on both model scales, where category-level accuracy is computed by averaging over all benchmarks within each task category. On 3B, the full model achieves 80.1% on Math, 75.6% on QA, and 63.0% on Code, consistently outperforming all ablated variants. On 1.5B, the full model achieves 72.4% on Math, 66.0% on QA, and 51.3% on Code, and similarly dominates all ablations across all three task categories.

Graph structure captures inter-query reward patterns.

The MLP baseline, which predicts rewards from query embeddings alone without graph structure, suffers the largest drop on QA: 72.0% on 3B (a 3.6% gap) and 63.2% on 1.5B (a 2.8% gap). QA queries span diverse topics, including science, social reasoning, and physical commonsense, where individual embeddings provide limited reward signals. This shows that the query-query similarity edges (Section 3.1) capture exploitable structural dependencies among experi-

Table 3. MemReward maintains near-Oracle performance across ground-truth label ratios on Qwen2.5-3B. We vary the proportion of ground-truth labels from 20% to 70%, with the remaining queries receiving GNN-predicted rewards. Even at 20% GT, MemReward achieves 97.3% of Oracle, and increasing the GT ratio yields diminishing performance gains.

GT Ratio	Math			QA				Code		Avg	ΔScore	
	GSM8K	GSM-sym	MATH	MMLU	CSQA	OBQA	ARC-C	GPQA	HumanEval+			MBPP+
20%	92.89	86.44	61.11	72.00	74.44	81.78	80.44	30.00	61.54	63.75	77.02	-2.10
30%	93.56	90.67	61.78	69.56	78.22	79.56	81.11	25.00	56.41	62.50	77.56	-1.56
40%	92.67	91.78	57.78	72.44	76.22	81.56	83.11	23.33	58.97	55.00	77.53	-1.59
50%	92.44	92.89	<u>63.56</u>	69.11	76.22	80.44	82.22	20.00	64.10	65.00	77.95	-1.17
60%	<u>93.11</u>	<u>92.44</u>	56.89	70.00	<u>78.44</u>	<u>82.44</u>	82.89	<u>28.33</u>	<u>66.67</u>	<u>71.25</u>	78.19	-0.93
70%	92.00	89.33	66.22	72.00	78.00	82.22	81.78	20.00	71.79	63.75	<u>78.64</u>	-0.48
100% (Oracle)	92.89	90.22	60.33	<u>72.22</u>	79.11	83.11	84.00	30.00	71.79	73.75	79.12	0

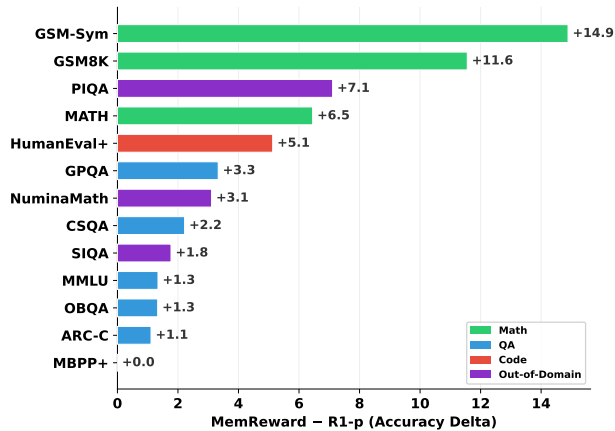


Figure 4. MemReward consistently improves over R1-p across all 13 benchmarks on Qwen2.5-1.5B, with the largest gains on mathematical reasoning (GSM-Sym +14.9, GSM8K +11.6) and the smallest on well-saturated tasks (MBPP+ 0.0).

ences, addressing the challenge identified in Section 1.

Heterogeneous edge types benefit structured reasoning.

The homogeneous graph variant, which treats all edges uniformly, retains 74.1% on QA but drops to 76.4% on Math (vs. 80.1% for the full model). Math problems exhibit distinct structural relationships at different levels: query-query edges capture problem similarity (e.g., two quadratic equations), while query-thinking and thinking-answer edges capture solution correctness. Collapsing these into a single edge type loses this hierarchical signal, demonstrating that the heterogeneous edge design (Section 3.1) preserves task-specific structural relationships essential for accurate reward prediction.

Thinking nodes are critical for multi-step reasoning tasks.

Removing thinking nodes causes the largest degradation on Code (58.0% on 3B, a 5.0% drop) and Math (77.6%, a 2.5% drop). In math and code, the thinking process encodes intermediate reasoning steps (e.g., equation manipulations, algorithmic logic) that determine whether the final answer is correct. Without thinking nodes, the GNN can only compare queries and answers, losing the fine-grained signal about *how* the model reasons. On 1.5B, the w/o Thinking variant similarly falls to 69.0% on Math

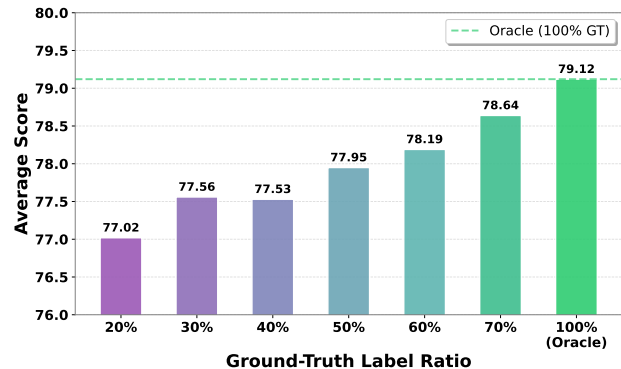


Figure 5. MemReward performance scales with ground-truth label ratio on Qwen2.5-3B. Each bar shows the overall average score. Even at 20% GT, MemReward reaches 97.3% of Oracle.

(a 3.4% gap). The consistency of component contributions across both model scales shows that the three-node heterogeneous design (Section 3.1) captures reasoning structure that generalizes across model capacities.

4.5. MemReward Performance Scales with Ground-Truth Ratio

Table 3 and Figure 5 examine how MemReward performs as the proportion of ground-truth labels varies from 20% to 70% on Qwen2.5-3B, with the remaining queries receiving GNN-predicted rewards. Even at the lowest label budget (20% GT + 80% GNN), MemReward already achieves 97.3% of Oracle performance (77.02 vs. 79.12). As the GT ratio increases to 60%, MemReward reaches 98.8% of Oracle (78.19 vs. 79.12), and at 70% the gap narrows to just 0.48 points (78.64 vs. 79.12), reaching 99.4% of Oracle.

MemReward effectively addresses label scarcity.

With only a 2.10-point gap at 20% GT, MemReward enables near-Oracle RL post-training, reducing labeling requirements by up to 80%. Returns diminish as the GT ratio increases: going from 20% to 50% gains 0.93 points, from 50% to 70% gains 0.69 points, and the final 30% (70%→100%) adds just 0.48 points. This shows that graph-based reward prop-

agation (Section 3.1) captures the majority of the reward signal from a small labeled subset, directly addressing the label scarcity challenge posed in Section 1.

GNN-predicted rewards are most valuable on challenging tasks. The value of GNN-predicted rewards becomes evident on harder tasks where label scarcity directly limits learning: at the same 20% label budget, MemReward improves over R1-p by 6.44 points on MATH and 8.33 on GPQA (Table 1), showing that graph-based reward propagation fills a substantial portion of the supervision gap precisely where labels are most needed. Additional labels yield further gains (MATH to 66.22 at 70% GT, HumanEval+ to 71.79), showing that the GNN’s cross-domain heterogeneous graph (Section 3.1) progressively refines reward predictions as more labeled experiences become available.

5. Related Work

Reinforcement Learning for LLMs. Early work on aligning LLMs with human preferences established the RLHF paradigm (Ouyang et al., 2022), which trains reward models from human evaluations and optimizes policies via PPO (Schulman et al., 2017). Subsequent efforts sought to reduce this pipeline’s complexity: RLAIIF (Lee et al., 2023) replaced human feedback with AI-generated signals, while DPO (Rafailov et al., 2023) eliminated explicit reward modeling entirely by directly optimizing preferences. In parallel, reward quality has been improved through process-level supervision: Lightman et al. (2023) proposed step-by-step verification, and Math-Shepherd (Wang et al., 2024) automated process reward labeling for mathematical reasoning. More recently, GRPO (Guo et al., 2025) introduced group-based advantage estimation for stable reasoning training. These methods typically assume full reward supervision, whereas MemReward addresses learning effective policies with limited labels.

Graph Neural Networks for Language Tasks. GNNs have emerged as powerful tools for modeling relational structures in NLP. The neural message passing framework (Gilmer et al., 2017) established a unified view of graph-based computation, upon which foundational architectures were built: GCN (Kipf & Welling, 2016) introduced spectral convolutions, GAT (Veličković et al., 2017) added attention mechanisms for node classification, and GATv2 (Brody et al., 2021) further improved expressiveness with dynamic attention. To handle graphs with multiple node and edge types, heterogeneous extensions emerged: HAN (Wang et al., 2019) proposed hierarchical attention over meta-paths, and R-GCN (Schlichtkrull et al., 2018) extended GCN with relation-specific transformations. Our work extends heterogeneous GNNs to a new domain, namely reward prediction, constructing graphs over queries, thinking processes, and answers to propagate reward labels.

Semi-supervised Learning and Label Propagation. Semi-supervised learning addresses scenarios where labeled data are scarce. Graph-based methods such as classical label propagation (Zhu & Ghahramani, 2002) spread labels through similarity graphs, later extended to deep learning by Iscen et al. (2019) with neural feature representations. In parallel, consistency-based approaches evolved from pseudo-labeling (Lee et al., 2013) to FixMatch (Sohn et al., 2020), which unified consistency regularization with confidence-based pseudo-labels. In the LLM context, Constitutional AI (Bai et al., 2022) uses AI feedback to reduce labeling requirements. However, these approaches either rely on fixed similarity metrics without learnable propagation or operate on individual samples without exploiting structural dependencies among reasoning experiences. MemReward bridges graph-based label propagation and deep semi-supervised learning, predicting rewards through learnable message passing over query-thinking-answer structures rather than operating on fixed similarity graphs.

6. Conclusion

We presented MemReward, a graph-based experience memory framework that addresses reward label scarcity in reinforcement learning for large language models. By modeling queries, thinking processes, and answers as a heterogeneous graph and training a GNN to propagate reward labels from labeled to unlabeled nodes, MemReward enables effective RL fine-tuning with only 20% ground-truth labels. Experiments on Qwen2.5-3B and 1.5B across mathematics, question answering, and code generation demonstrate that MemReward achieves 97.3% of Oracle performance on 3B and 96.6% on 1.5B. Performance scales smoothly with label budget, reaching 99.4% of Oracle at 70% labels, enabling practitioners to reduce labeling requirements by up to 80% with minimal performance loss. Notably, MemReward surpasses fully-supervised Oracle on out-of-domain tasks for both model scales, demonstrating that GNN-based reward propagation improves generalization beyond pure ground-truth supervision. Ablation studies show that the heterogeneous graph structure, thinking nodes, and graph-based message passing each contribute to reward prediction quality.

7. Impact Statement

This paper presents work whose goal is to advance the field of Machine Learning, specifically improving the efficiency of reinforcement learning for large language models under label-scarce settings. By reducing the reliance on costly human labels through graph-based reward propagation, our method has the potential to democratize access to RL-based LLM training for researchers with limited labeling budgets. We do not foresee specific negative societal consequences beyond those generally associated with improving LLM reasoning capabilities. As with all advances in LLM performance, downstream applications should be deployed responsibly with appropriate safeguards.

References

- Austin, J., Odena, A., Nye, M., Bosma, M., Michalewski, H., Dohan, D., Jiang, E., Cai, C., Terry, M., Le, Q., et al. Program synthesis with large language models. *arXiv preprint arXiv:2108.07732*, 2021.
- Bai, Y., Kadavath, S., Kundu, S., Askell, A., Kernion, J., Jones, A., Chen, A., Goldie, A., Mirhoseini, A., McKinnon, C., et al. Constitutional ai: Harmlessness from ai feedback. *arXiv preprint arXiv:2212.08073*, 2022.
- Bisk, Y., Zellers, R., Gao, J., Choi, Y., et al. Piqa: Reasoning about physical commonsense in natural language. In *Proceedings of the AAAI conference on artificial intelligence*, volume 34, pp. 7432–7439, 2020.
- Brody, S., Alon, U., and Yahav, E. How attentive are graph attention networks? *arXiv preprint arXiv:2105.14491*, 2021.
- Chen, M., Tworek, J., Jun, H., Yuan, Q., Pinto, H. P. D. O., Kaplan, J., Edwards, H., Burda, Y., Joseph, N., Brockman, G., et al. Evaluating large language models trained on code. *arXiv preprint arXiv:2107.03374*, 2021.
- Clark, P., Cowhey, I., Etzioni, O., Khot, T., Sabharwal, A., Schoenick, C., and Tafjord, O. Think you have solved question answering? try arc, the ai2 reasoning challenge. *arXiv preprint arXiv:1803.05457*, 2018.
- Cobbe, K., Kosaraju, V., Bavarian, M., Chen, M., Jun, H., Kaiser, L., Plappert, M., Tworek, J., Hilton, J., Nakano, R., et al. Training verifiers to solve math word problems. *arXiv preprint arXiv:2110.14168*, 2021.
- Fey, M. and Lenssen, J. E. Fast graph representation learning with pytorch geometric. *arXiv preprint arXiv:1903.02428*, 2019.
- Gilmer, J., Schoenholz, S. S., Riley, P. F., Vinyals, O., and Dahl, G. E. Neural message passing for quantum chemistry. In *International conference on machine learning*, pp. 1263–1272. Pmlr, 2017.
- Guo, D., Yang, D., Zhang, H., Song, J., Wang, P., Zhu, Q., Xu, R., Zhang, R., Ma, S., Bi, X., et al. Deepseek-r1: Incentivizing reasoning capability in llms via reinforcement learning. *arXiv preprint arXiv:2501.12948*, 2025.
- Hendrycks, D., Burns, C., Basart, S., Zou, A., Mazeika, M., Song, D., and Steinhardt, J. Measuring massive multitask language understanding. *arXiv preprint arXiv:2009.03300*, 2020.
- Hendrycks, D., Burns, C., Kadavath, S., Arora, A., Basart, S., Tang, E., Song, D., and Steinhardt, J. Measuring mathematical problem solving with the math dataset. *arXiv preprint arXiv:2103.03874*, 2021.
- Huang, Q., He, H., Singh, A., Lim, S.-N., and Benson, A. R. Combining label propagation and simple models out-performs graph neural networks. *arXiv preprint arXiv:2010.13993*, 2020.
- Iscen, A., Tolia, G., Avrithis, Y., and Chum, O. Label propagation for deep semi-supervised learning. In *Proceedings of the IEEE/CVF conference on computer vision and pattern recognition*, pp. 5070–5079, 2019.
- Kipf, T. N. and Welling, M. Semi-supervised classification with graph convolutional networks. *arXiv preprint arXiv:1609.02907*, 2016.
- Kipf, T. N. and Welling, M. Semi-supervised classification with graph convolutional networks. *arXiv preprint arXiv:1609.02907*, 2017.
- Lee, D.-H. et al. Pseudo-label: The simple and efficient semi-supervised learning method for deep neural networks. In *Workshop on challenges in representation learning, ICML*, volume 3, pp. 896. Atlanta, 2013.
- Lee, H., Phatale, S., Mansoor, H., Mesnard, T., Ferret, J., Lu, K., Bishop, C., Hall, E., Carbune, V., Rastogi, A., et al. Rlaif vs. rlhf: Scaling reinforcement learning from human feedback with ai feedback. *arXiv preprint arXiv:2309.00267*, 2023.
- Li, J., Beeching, E., Tunstall, L., Lipkin, B., Soletskyi, R., Huang, S., Rasul, K., Yu, L., Jiang, A. Q., Shen, Z., et al. NuminaMath: The largest public dataset in ai4maths with 860k pairs of competition math problems and solutions. *Hugging Face repository*, 13(9):9, 2024.
- Lightman, H., Kosaraju, V., Burda, Y., Edwards, H., Baker, B., Lee, T., Leike, J., Schulman, J., Sutskever, I., and Cobbe, K. Let’s verify step by step. In *The twelfth international conference on learning representations*, 2023.

- Liu, J., Xia, C. S., Wang, Y., and Zhang, L. Is your code generated by chatgpt really correct? rigorous evaluation of large language models for code generation. *Advances in neural information processing systems*, 36:21558–21572, 2023.
- Meng, Y., Xia, M., and Chen, D. Simpo: Simple preference optimization with a reference-free reward. *Advances in Neural Information Processing Systems*, 37:124198–124235, 2024.
- Mihaylov, T., Clark, P., Khot, T., and Sabharwal, A. Can a suit of armor conduct electricity? a new dataset for open book question answering. In *Proceedings of the 2018 conference on empirical methods in natural language processing*, pp. 2381–2391, 2018.
- Mirzadeh, I., Alizadeh, K., Shahrokhi, H., Tuzel, O., Bengio, S., and Farajtabar, M. Gsm-symbolic: Understanding the limitations of mathematical reasoning in large language models. *arXiv preprint arXiv:2410.05229*, 2024.
- Ouyang, L., Wu, J., Jiang, X., Almeida, D., Wainwright, C., Mishkin, P., Zhang, C., Agarwal, S., Slama, K., Ray, A., et al. Training language models to follow instructions with human feedback. *Advances in neural information processing systems*, 35:27730–27744, 2022.
- Pang, R. Y., Yuan, W., He, H., Cho, K., Sukhbaatar, S., and Weston, J. Iterative reasoning preference optimization. *Advances in Neural Information Processing Systems*, 37:116617–116637, 2024.
- Qiu, T. A., Zeng, F., Ji, J., Yan, D., Wang, K., Zhou, J., Han, Y., Dai, J., Pan, X., and Yang, Y. Reward generalization in rlhf: A topological perspective. In *Findings of the Association for Computational Linguistics: ACL 2025*, pp. 15884–15930, 2025.
- Rafailov, R., Sharma, A., Mitchell, E., Manning, C. D., Ermon, S., and Finn, C. Direct preference optimization: Your language model is secretly a reward model. *Advances in neural information processing systems*, 36:53728–53741, 2023.
- Reimers, N. and Gurevych, I. Sentence-bert: Sentence embeddings using siamese bert-networks. In *Proceedings of the 2019 conference on empirical methods in natural language processing and the 9th international joint conference on natural language processing (EMNLP-IJCNLP)*, pp. 3982–3992, 2019.
- Rein, D., Hou, B. L., Stickland, A. C., Petty, J., Pang, R. Y., Dirani, J., Michael, J., and Bowman, S. R. Gpqa: A graduate-level google-proof q&a benchmark. In *First conference on language modeling*, 2024.
- Roziere, B., Gehring, J., Gloeckle, F., Sootla, S., Gat, I., Tan, X. E., Adi, Y., Liu, J., Sauvestre, R., Remez, T., et al. Code llama: Open foundation models for code. *arXiv preprint arXiv:2308.12950*, 2023.
- Sap, M., Rashkin, H., Chen, D., Le Bras, R., and Choi, Y. Social iqa: Commonsense reasoning about social interactions. In *Proceedings of the 2019 conference on empirical methods in natural language processing and the 9th international joint conference on natural language processing (EMNLP-IJCNLP)*, pp. 4463–4473, 2019.
- Schlichtkrull, M., Kipf, T. N., Bloem, P., Van Den Berg, R., Titov, I., and Welling, M. Modeling relational data with graph convolutional networks. In *European semantic web conference*, pp. 593–607. Springer, 2018.
- Schulman, J., Wolski, F., Dhariwal, P., Radford, A., and Klimov, O. Proximal policy optimization algorithms. *arXiv preprint arXiv:1707.06347*, 2017.
- Setlur, A., Nagpal, C., Fisch, A., Geng, X., Eisenstein, J., Agarwal, R., Agarwal, A., Berant, J., and Kumar, A. Rewarding progress: Scaling automated process verifiers for llm reasoning. *arXiv preprint arXiv:2410.08146*, 2024.
- Sohn, K., Berthelot, D., Carlini, N., Zhang, Z., Zhang, H., Raffel, C. A., Cubuk, E. D., Kurakin, A., and Li, C.-L. Fixmatch: Simplifying semi-supervised learning with consistency and confidence. *Advances in neural information processing systems*, 33:596–608, 2020.
- Talmor, A., Herzig, J., Lourie, N., and Berant, J. Commonsenseqa: A question answering challenge targeting commonsense knowledge. In *Proceedings of the 2019 Conference of the North American Chapter of the Association for Computational Linguistics: Human Language Technologies, Volume 1 (Long and Short Papers)*, pp. 4149–4158, 2019.
- Veličković, P., Cucurull, G., Casanova, A., Romero, A., Lio, P., and Bengio, Y. Graph attention networks. *arXiv preprint arXiv:1710.10903*, 2017.
- Wang, P., Li, L., Shao, Z., Xu, R., Dai, D., Li, Y., Chen, D., Wu, Y., and Sui, Z. Math-shepherd: Verify and reinforce llms step-by-step without human annotations. In *Proceedings of the 62nd Annual Meeting of the Association for Computational Linguistics (Volume 1: Long Papers)*, pp. 9426–9439, 2024.
- Wang, X., Ji, H., Shi, C., Wang, B., Ye, Y., Cui, P., and Yu, P. S. Heterogeneous graph attention network. In *The world wide web conference*, pp. 2022–2032, 2019.
- Wei, Y., Wang, Z., Liu, J., Ding, Y., and Zhang, L. Magi-coder: Empowering code generation with oss-instruct. *arXiv preprint arXiv:2312.02120*, 2023.

Yu, Q., Zhang, Z., Zhu, R., Yuan, Y., Zuo, X., Yue, Y., Dai, W., Fan, T., Liu, G., Liu, L., et al. Dapo: An open-source llm reinforcement learning system at scale. *arXiv preprint arXiv:2503.14476*, 2025.

Zhang, D., Zhoubian, S., Hu, Z., Yue, Y., Dong, Y., and Tang, J. Rest-mcts*: Llm self-training via process reward guided tree search. *Advances in Neural Information Processing Systems*, 37:64735–64772, 2024.

Zhu, X. and Ghahramani, Z. Learning from labeled and unlabeled data with label propagation. *ProQuest number: information to all users*, 2002.

A. Implementation Details

We implement the heterogeneous GNN using PyTorch Geometric (Fey & Lenssen, 2019) with HeteroConv as the heterogeneous message-passing wrapper and GATv2Conv (Brody et al., 2021) as the per-relation convolution operator, combined with torch_scatter for efficient sparse aggregation. The GNN architecture consists of 2 layers with a hidden dimension of 512, 4 attention heads, and a dropout rate of 0.1. For in-domain and out-of-domain experiments, we encode queries, thinking processes, and answers using all-MiniLM-L6-v2 (Reimers & Gurevych, 2019) (384-dim). All embeddings are projected to the hidden dimension via type-specific linear transformations. Query-query edges are constructed using top- k cosine similarity with $k = 7$. The GNN is trained with the Adam optimizer (learning rate 1×10^{-3}) using binary cross-entropy loss for 150 epochs with early stopping (patience 20).

For GRPO training, we use the veRL framework with the following hyperparameters: actor learning rate 1×10^{-6} , batch size 128, micro-batch size 32, and maximum response length 1024. We enable KL loss regularization ($\beta = 1 \times 10^{-3}$) and advantage clipping ($\epsilon = 0.2$). Response generation uses a temperature of 1.0 for diverse sampling. Each query generates $N = 8$ responses for advantage estimation. Training runs for 410 steps, with model selection based on validation performance. All experiments are conducted on NVIDIA RTX PRO 6000 GPUs with BF16 precision.

B. Dataset Statistics

Table 6 summarizes the data splits used across all in-domain benchmarks.

C. Dataset Descriptions

We provide detailed descriptions of all datasets used in our evaluation, organized by task category.

Table 4. **GRPO training hyperparameters.** All RL fine-tuning experiments use these settings with Qwen2.5-1.5B-Instruct and Qwen2.5-3B-Instruct as the backbone models.

Hyperparameter	Value
Actor learning rate	$1e-6$
train_batch_size	128
mini_batch_size	128
micro_batch_size	32
Training steps	410
Max response length	1024
Num of rollouts	8
Rollout temp (τ)	1.0
KL penalty (β)	$1e-3$
Advantage clip (ϵ)	0.2

Table 5. **GNN hyperparameters.** Configuration of the heterogeneous graph neural network used for reward prediction.

Hyperparameter	Value
Input dimension	384
Hidden dimension	512
Number of GNN layers	2
Number of attention heads	4
Dropout	0.1
Learning rate	$1e-3$
Training epochs	150
Query-Query top- k	7

C.1. Mathematical Reasoning

GSM8K (Cobbe et al., 2021) is a dataset of 8.5K grade school math word problems requiring multi-step arithmetic reasoning. Problems involve basic operations (addition, subtraction, multiplication, and division) and require 2-8 reasoning steps to solve. We evaluate using an exact match on the final numerical answer.

GSM-Symbolic (Mirzadeh et al., 2024) is a symbolic variant of GSM8K where numerical values are replaced with symbolic placeholders, testing the model’s ability to perform algebraic manipulation rather than pure arithmetic computation. This variant helps assess whether models truly understand mathematical reasoning or merely memorize numerical patterns.

MATH (Hendrycks et al., 2021) contains 12.5K challenging competition mathematics problems spanning algebra, geometry, number theory, counting and probability, and pre-calculus. Problems are drawn from AMC, AIME, and other prestigious competitions, requiring sophisticated multi-step reasoning and domain knowledge.

NuminaMath (Li et al., 2024) (out-of-domain) is a large-scale mathematical reasoning dataset with problems collected from various mathematical olympiads and competitions worldwide. It provides diverse problem types and difficulty levels beyond standard benchmarks, serving as a challenging test of mathematical generalization.

Table 6. **Dataset statistics for in-domain evaluation.** For each dataset, we randomly sample 1,500 instances and split them into training, validation, and testing sets. R1-Oracle uses all training queries with 100% ground-truth labels; MemReward uses all training queries with 20% GT labels and 80% GNN-predicted rewards; R1-p uses only the 20% labeled subset and discards the rest. Validation labels are available in all settings for model selection. Note that GPQA, HumanEval+, and MBPP+ have fewer than 1,500 available instances due to their original dataset sizes, so we use all available data for these benchmarks.

Split	Math			QA				Code		
	GSM8K	GSM-sym	MATH	MMLU	CSQA	OBQA	ARC-C	GPQA	HumanEval+	MBPP+
R1-Oracle	750	750	750	750	750	750	750	99	65	132
MemReward	750	750	750	750	750	750	750	99	65	132
R1-p	150	150	150	150	150	150	150	19	13	26
Validation	300	300	300	300	300	300	300	39	26	52
Testing	450	450	450	450	450	450	450	60	39	80

C.2. Question Answering

MMLU (Hendrycks et al., 2020) (Massive Multitask Language Understanding) covers 57 subjects across STEM, humanities, social sciences, and other domains. Questions are multiple-choice and test both world knowledge and reasoning ability, ranging from elementary to professional difficulty.

CommonsenseQA (Talmor et al., 2019) contains 12.2K multiple-choice questions requiring commonsense reasoning about everyday concepts and relationships. Questions are generated from the ConceptNet knowledge graph and require an understanding of implicit world knowledge not stated in the question.

OpenBookQA (Mihaylov et al., 2018) presents 5.9K elementary science questions modeled after OpenBook exams. Each question requires combining a core science fact with additional commonsense knowledge, testing multi-hop reasoning over scientific concepts.

ARC (Clark et al., 2018) (AI2 Reasoning Challenge) contains 7.8K natural science questions from standardized tests. We use the Challenge set (ARC-C), which contains questions that simple retrieval and word co-occurrence methods fail to answer correctly, requiring genuine reasoning.

GPQA (Rein et al., 2024) (Graduate-level Google-Proof QA) is a highly challenging benchmark of 448 multiple-choice questions in biology, physics, and chemistry. Questions are designed to be “Google-proof,” answerable by domain experts but not easily searchable online, testing deep domain expertise.

SIQA (Sap et al., 2019) (Social Interaction QA, out-of-domain) tests reasoning about people’s actions and their social implications. Questions require understanding of emotional reactions, motivations, and social dynamics in everyday situations, assessing social commonsense reasoning beyond factual knowledge.

PIQA (Bisk et al., 2020) (Physical Interaction QA, out-of-domain) evaluates physical commonsense reasoning about

everyday objects and their interactions. Questions test intuitive physics knowledge, such as object affordances, material properties, and physical causality that humans acquire through embodied experience.

C.3. Code Generation

HumanEval+ (Chen et al., 2021; Liu et al., 2023) is an extended version of the original HumanEval benchmark with additional test cases to reduce false positives. It contains 164 programming problems with function signatures and docstrings, requiring models to generate correct Python implementations that pass all test cases.

MBPP+ (Austin et al., 2021; Liu et al., 2023) extends the Mostly Basic Python Problems benchmark with more rigorous test cases. It covers 974 crowd-sourced Python programming problems designed to be solvable by entry-level programmers, testing basic programming skills and common algorithmic patterns.

C.4. GNN Reward Prediction Quality

Table 7 presents per-dataset GNN prediction metrics on the held-out validation set for Qwen2.5-3B with 20% ground-truth labels. The GNN achieves 86.1% overall accuracy and 0.917 ROC-AUC, demonstrating that the heterogeneous graph structure (Section 3.1) learns discriminative reward patterns from limited labels. Mathematical reasoning datasets achieve the highest ROC-AUC (0.936–0.946), consistent with the strong downstream gains on math benchmarks reported in Section 4.2. QA datasets maintain robust prediction quality (ROC-AUC 0.84–0.91), while code datasets yield lower but still functional prediction quality (ROC-AUC 0.72–0.83), consistent with the smaller downstream gains on code benchmarks in Table 1.

Figure 6 visualizes the GNN’s predicted score distribution. The GNN assigns high scores to correct responses (mean 0.63) and low scores to incorrect ones (mean 0.11), yielding a separation of 0.51. The two distributions are well-separated around the 0.5 decision threshold, producing reli-

able binary reward signals for RL training. This upstream prediction quality directly supports the near-Oracle downstream performance achieved with only 20% ground-truth labels.

Table 7. Per-dataset GNN reward prediction metrics on the validation set (Qwen2.5-3B, 20% GT). The GNN achieves strong prediction quality across domains, with math achieving the highest ROC-AUC.

Dataset	Domain	Acc.	Prec.	Recall	ROC-AUC
GSM8K	Math	0.873	0.843	0.789	0.946
GSM-Sym	Math	0.883	0.725	0.669	0.936
MATH	Math	0.890	0.672	0.744	0.936
MMLU	QA	0.858	0.642	0.531	0.899
CSQA	QA	0.838	0.667	0.724	0.892
OBQA	QA	0.843	0.658	0.752	0.896
ARC-C	QA	0.868	0.756	0.663	0.913
GPQA	QA	0.923	–	–	0.843
HumanEval+	Code	0.692	0.485	0.532	0.721
MBPP+	Code	0.757	0.774	0.770	0.832
Overall		0.861	0.717	0.704	0.917

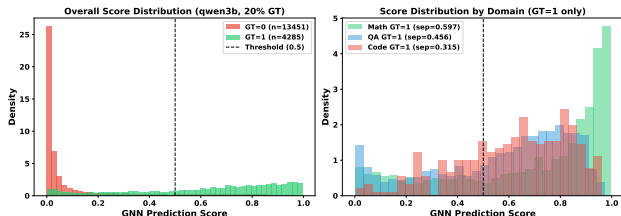


Figure 6. GNN predicted score distribution on the validation set (Qwen2.5-3B, 20% GT). The GNN assigns high scores to correct responses (mean 0.63) and low scores to incorrect ones (mean 0.11), with a clear separation at the 0.5 threshold.

C.5. Case Studies

We present representative model outputs across QA (Table 8), math (Table 9), and code (Table 10), illustrating the system prompt format and reasoning style used during GRPO training.

C.6. Comparative Case Studies: R1-p vs. MemReward

Across all 3,329 evaluation samples, we identify 246 cases where R1-p answers incorrectly but MemReward answers correctly, compared to 201 reverse cases, yielding a net advantage of 45 samples for MemReward. In 165 of the 246 cases, Oracle also answers correctly, showing that MemReward’s GNN-predicted rewards guide the model toward the same solutions that full supervision produces. Tables 11 and 12 present two representative examples.

C.7. GNN Reward Propagation Trace

To illustrate how the GNN propagates reward signals through the experience graph, we trace the full inference path for two representative validation queries (Table 13

and Table 14). For each query, we show its top-7 nearest training neighbors (ranked by cosine similarity of query embeddings), the reward labels of those neighbors, and the GNN’s predicted scores versus ground-truth labels for each response. These traces use the Qwen-2.5-3B model with 20% ground-truth labels.

Case 1 (Table 13) demonstrates clear reward propagation: 4 of the 7 neighbors have mostly correct responses ($\geq 7/8$), and the GNN assigns uniformly high scores (0.78–0.98) to all 8 responses, matching the ground truth perfectly (8/8). Because most neighbors share the correct label, the GNN produces confident, accurate predictions.

Case 2 (Table 14) demonstrates fine-grained discrimination under mixed neighbor signals: neighbor correctness rates range from 0/8 to 5/8, yet the GNN correctly separates the 5 correct responses (scores 0.58–0.77) from the 3 incorrect ones (scores 0.009–0.048), achieving 8/8 accuracy. This shows that the GNN does not simply average neighbor labels but leverages the thinking-process and answer embeddings to discriminate at the individual response level, producing well-separated scores even when neighbor-level signals are ambiguous.

Table 8. Case study in QA (Science).

System Prompt: You are a helpful assistant skilled in mathematics, logical reasoning, and programming. Solve problems step by step, showing your work clearly. You MUST end your response with '####' followed by your final answer.

User Prompt: Solve this multiple-choice question:

The speed of a sound wave varies as it travels through different substances. Which factor will most affect the speed of a sound wave?

- A. the frequency of the wave
- B. the wavelength of the wave
- C. the source that created the sound
- D. the distance between molecules in the medium

Think step by step, then write your final answer as: #### [letter]

Ground Truth: D

To determine which factor most affects the speed of a sound wave, we need to understand the relationship between the speed of sound and the properties of the medium through which it travels.

Let's analyze each option:

- A. the frequency of the wave - The speed of sound is independent of the frequency of the wave. Frequency affects the pitch but not its speed.
- B. the wavelength of the wave - Similar to frequency, the wavelength is a characteristic of the wave itself and is not influenced by the medium's properties.
- C. the source that created the sound - The source of the sound does not affect the speed once it has been generated.
- D. the distance between molecules in the medium - The speed of sound is directly related to the distance between molecules. In a denser medium (molecules closer together), sound travels faster.

D

Table 9. Case study in Math (GSM8K).

System Prompt: You are a helpful assistant skilled in mathematics, logical reasoning, and programming. Solve problems step by step, showing your work clearly. You MUST end your response with '####' followed by your final answer.

User Prompt: Solve this math problem:

Leila spent \$40 which is 1/4 of her money on a sweater. She was then left with \$20 after spending the rest of her money on buying pieces of jewelry. How much more did Leila spend on jewelry than on the sweater?

Think step by step, showing your work clearly. Write your final answer as: #### [answer]

Ground Truth: 60

To determine how much more Leila spent on jewelry than on the sweater, we follow these steps:

1. Calculate the total amount of money Leila had initially.
Since \$40 is 1/4 of her total money:
Total money = $40 \times 4 = 160$
2. Determine how much Leila spent on jewelry.
After spending \$40 on the sweater and being left with \$20:
Money spent on jewelry = $160 - 40 - 20 = 100$
3. Find the difference:
Difference = $100 - 40 = 60$

60

Table 10. Case study in Coding (HumanEval+).

System Prompt: You are an expert Python programmer. Solve coding problems step by step. You MUST end your response with '####' followed by your complete code in a "python code block.

User Prompt: Task: Given an array representing a branch of a tree that has non-negative integer nodes, pluck the node with the smallest even value. If multiple nodes have the same smallest even value, return the one with the smallest index. Return [smallest_value, its index], or [] if no even values exist.

Example: `pluck([5, 0, 3, 0, 4, 2]) == [0, 1]`

Think through your approach, then write the Python function. REMEMBER: You MUST end with #### followed by your code in a "python block.

Ground Truth:

```
def pluck(arr):
    if len(arr) == 0: return []
    evens = list(filter(lambda x: x%2 == 0, arr))
    if evens == []: return []
    return [min(evens), arr.index(min(evens))]
```

We need to find the smallest even value and return it along with its index. If there are multiple nodes with the same smallest even value, we return the one with the smallest index.

1. Initialize variables to store the smallest even value and its index.
2. Iterate through the array to find the smallest even value.
3. Return the result or an empty list if no even values exist.

```
####
def pluck(arr):
    smallest_even = float('inf')
    smallest_index = -1
    for index, value in enumerate(arr):
        if value % 2 == 0 and value < smallest_even:
            smallest_even = value
            smallest_index = index
    if smallest_even == float('inf'):
        return []
    return [smallest_even, smallest_index]
```

Table 11. **Comparative case study in QA (ARC-C)**. R1-p incorrectly selects D (size) while MemReward correctly identifies B (rocky terrain). The R1-p model’s reasoning contains a critical error: it dismisses option B despite both the Moon and Earth having rocky surfaces.

<p>Question: The Moon and Earth have a similar size A. surface atmosphere B. rocky terrain C. gravity D. size</p> <p>Ground Truth: B</p>
<p>R1-p (Answer: D, Incorrect): “To determine the correct answer, let’s analyze each option: A. Surface atmosphere: The Moon does not have a significant atmosphere. It has a very thin exosphere, which is much less dense than Earth’s atmosphere. Earth has a thick atmosphere composed of nitrogen, oxygen, and other gases. Therefore, the Moon and Earth do not have a similar surface atmosphere. B. Rocky terrain: The Moon has a rocky surface, but it is not as diverse or as varied as Earth’s terrain. Earth has a diverse range of terrains including mountains, valleys, plains, and oceans. Therefore, the Moon and Earth do not have a similar rocky terrain. C. Gravity: The Moon’s gravity is about 1/6th of Earth’s gravity. Earth’s gravity is approximately 9.8 m/s². The Moon’s gravity is about 1.63 m/s². Therefore, the Moon and Earth do not have a similar gravity. D. Size: The Moon’s diameter is about 3,475 km. Earth’s diameter is about 12,742 km. The Moon is significantly smaller than Earth. Therefore, the Moon and Earth do not have a similar size. Given the analysis, none of the options A, B, C, or D describe a similarity between the Moon and Earth. However, the question asks for a similarity, and the only option that could be considered a similarity is the size, but it is not a similar size. Since the question asks for a similarity and the only option that could be considered a similarity is the size, but it is not a similar size, the correct answer is D.” The model dismisses the correct option B by conflating terrain diversity with terrain composition, then selects D despite the Moon being roughly 1/4 Earth’s diameter.</p>
<p>MemReward (Answer: B, Correct): “To determine the correct answer, let’s analyze each option: A. Surface atmosphere: The Moon does not have a significant atmosphere. It has a very thin exosphere, which is much less dense than Earth’s atmosphere. Earth, on the other hand, has a substantial atmosphere composed of nitrogen and oxygen. Therefore, the Moon and Earth do not have a similar surface atmosphere. B. Rocky terrain: Both the Moon and Earth have rocky surfaces. The Moon’s surface is covered with craters and basaltic plains, while Earth’s surface is composed of various types of rock, including mountains, valleys, and plains. This similarity in terrain suggests that they do have a similar rocky terrain. C. Gravity: The Moon’s gravity is about 1/6th of Earth’s gravity. This means that an object would weigh about 1/6th of its weight on Earth. Earth’s gravity is approximately 9.8 m/s², while the Moon’s gravity is about 1.625 m/s². Therefore, the Moon and Earth do not have similar gravity. D. Size: The Moon and Earth are quite different in size. The Moon is about 1/400th the size of Earth. Earth has a diameter of approximately 12,742 kilometers, while the Moon has a diameter of about 3,475 kilometers. Thus, the Moon and Earth do not have similar sizes. Based on the analysis, the correct answer is B. rocky terrain.” The model correctly identifies that both bodies share rocky surface composition.</p>

Table 12. **Comparative case study in Math (GSM8K)**. R1-p computes the base pay as $2 \times 2 = 4$ instead of $30 \times 2 = 60$, arriving at an incorrect answer of 22. MemReward correctly computes both the base pay (\$60) and the bonus (\$18) for a total of \$78.

<p>Question: Maurice is getting \$2 for every finished task. And for every 10 tasks finished, he receives a \$6 bonus. How much money would Maurice make for finishing 30 tasks?</p> <p>Ground Truth: 78</p>
<p>R1-p (Answer: 22, Incorrect): “To determine how much money Maurice would make for finishing 30 tasks, we need to break down the problem into two parts: the base pay for the tasks and the bonus for completing multiples of 10 tasks. 1. Calculate the base pay: Maurice earns \$2 for each task. Base pay = 2 tasks \times 2 dollars/task = 4 dollars. 2. Calculate the bonus: Maurice receives a \$6 bonus for every 10 tasks completed. Number of bonuses = 30 tasks / 10 tasks/bonus = 3 bonuses. Total bonus = 3 bonuses \times 6 dollars/bonus = 18 dollars. 3. Calculate the total earnings: Total earnings = Base pay + Total bonus = 4 dollars + 18 dollars = 22 dollars. Therefore, Maurice would make 22 dollars for finishing 30 tasks.” The model uses “2 tasks” instead of “30 tasks” for the base pay calculation, producing an incorrect result.</p>
<p>MemReward (Answer: 78, Correct): “To determine how much money Maurice would make for finishing 30 tasks, we need to break down the problem into two parts: the money he earns from the tasks and the bonus he receives. First, let’s calculate the money Maurice earns from the tasks. Maurice earns \$2 for each task. If he finishes 30 tasks, the total money he earns from the tasks is: 30 tasks \times 2 dollars/task = 60 dollars. Next, we need to calculate the bonus Maurice receives. Maurice receives a \$6 bonus for every 10 tasks finished. To find out how many bonuses he gets for 30 tasks, we divide 30 by 10: $30 \div 10 = 3$. So, Maurice receives 3 bonuses. Since each bonus is \$6, the total bonus he receives is: 3 bonuses \times 6 dollars/bonus = 18 dollars. Now, we add the money earned from the tasks and the bonus to find the total amount of money Maurice makes: 60 dollars + 18 dollars = 78 dollars. Therefore, the total amount of money Maurice would make for finishing 30 tasks is 78.” The model correctly computes both components of the payment.</p>

Table 13. GNN trace – Math (Type A: clear propagation). Query from MATH dataset; all 8 responses are correct. Neighbors are predominantly correct, and the GNN assigns uniformly high scores.

Query: Expand the product $(2x + 3)(x + 5)$. **Ground-truth answer:** $2x^2 + 13x + 15$

Top-7 Training Neighbors

Rank	Dataset	Cosine Sim	Correct
1	math	0.817	8/8
2	math	0.720	6/8
3	math	0.519	8/8
4	math	0.518	7/8
5	math	0.495	0/8
6	math	0.465	5/8
7	math	0.456	8/8

GNN Predicted Scores vs. Ground Truth

Resp	Score	GT	Pred	Match
0	0.971	1	1	✓
1	0.976	1	1	✓
2	0.974	1	1	✓
3	0.956	1	1	✓
4	0.973	1	1	✓
5	0.776	1	1	✓
6	0.975	1	1	✓
7	0.971	1	1	✓

Accuracy: 8/8

Table 14. GNN trace – QA (Type B: mixed-signal discrimination). Query from MMLU dataset; 5 of 8 responses are correct. Despite mixed neighbor labels (0/8 to 5/8), the GNN correctly separates correct from incorrect responses.

Query: Erin made 12 pints of juice. She drinks 3 cups of juice each day. How many days will Erin take to drink all of the juice she made? **Ground-truth answer:** C

Top-7 Training Neighbors

Rank	Dataset	Cosine Sim	Correct
1	mmlu	0.607	5/8
2	mmlu	0.585	3/8
3	gsm8k	0.581	0/8
4	mmlu	0.571	3/8
5	gsm8k	0.570	4/8
6	mmlu	0.568	4/8
7	mmlu	0.563	0/8

GNN Predicted Scores vs. Ground Truth

Resp	Score	GT	Pred	Match
0	0.676	1	1	✓
1	0.578	1	1	✓
2	0.733	1	1	✓
3	0.771	1	1	✓
4	0.048	0	0	✓
5	0.716	1	1	✓
6	0.019	0	0	✓
7	0.009	0	0	✓

Accuracy: 8/8
