

Residual-based attack detection in cyber-physical systems: an optimal transport viewpoint

Souvik Das  and Siddhartha Ganguly 

Abstract—This letter presents an optimal-transport (OT)-driven, distributionally robust attack detection algorithm, OT-DETECT, for cyberphysical systems (CPS) modeled as partially observed linear stochastic systems. The underlying detection problem is formulated as a minmax optimization problem using 1-Wasserstein ambiguity sets constructed from observer residuals under both the nominal (attack-free) and attacked regimes, and show that the minmax detection problem can be reduced to a finite-dimensional linear program for computing the worst-case distribution (WCD). Off-support residuals are handled via a kernel-smoothed score function that drives a CUSUM procedure for sequential detection. We also establish a non-asymptotic tail bound on the false-positive error of the CUSUM statistic under the nominal (attack-free) condition, under mild assumptions. Numerical illustrations are provided to evaluate the robustness properties of OT-DETECT.

Index Terms—Residual-based attack detection, cyber-physical systems, optimal transport

I. INTRODUCTION, MOTIVATION, AND BACKGROUND

Cyber-physical systems (CPSs), such as power grids, transportation networks, and manufacturing infrastructures, are large-scale interconnected systems that tightly integrate computation, communication, and control for continuous monitoring and operation. Due to their scale and limited supervision, they remain vulnerable to faults, anomalies, and adversarial attacks. Residual-driven fault detection is a well-known signal-processing framework [1], [2] for monitoring and securing such critical infrastructures. In this approach, an observer or filter is applied to the measured outputs, and the resulting residual sequence is analyzed to detect deviations from the nominal operating regime toward anomalous behavior.

Classical detectors, including likelihood-ratio and CUSUM-type schemes [3], [4], are effective when the nominal and anomalous residual distributions are accurately specified. Their performance, however, can deteriorate under distributional mismatch, non-Gaussian disturbances, or adversarial shifts that push the residuals into statistically ambiguous regions [5]. In contrast to the majority of literature that studies attack detection problems under a control-theoretic framework, this letter adopts an optimal transport (OT) and distributionally robust viewpoint for attack detection in CPSs.

OT has emerged as a principled tool for comparing empirical distributions and quantifying signal discrepancies under model mismatch, finite-sample uncertainty, and non-Gaussian variability [6], [7]. These features make it extremely suitable for detection problems, where the nominal and anomalous

residual laws are rarely known exactly. Instead of assuming exact residual distributions, we construct Wasserstein ambiguity sets around empirical residual distributions obtained from nominal and attacked data. The detection problem is then posed as a min-max binary hypothesis test over these ambiguity sets. This viewpoint leads to a *robust signal classification rule* whose worst-case residual distributions can be computed from data.

Related works: A few works employ distributionally robust optimization for attack detection. Specifically, [8] uses OT-driven Wasserstein ambiguity sets for the unknown disturbance distribution and optimizes a reachability-based performance metric, to design a parity-space detector. [9] instead work with moment-based ambiguity sets and then compute ellipsoidal attack-reachable sets; this gives worst-case false alarm rate control under second-moment information, but the detector itself remains a conventional quadratic test, with no Wasserstein geometry between benign/attack distributions and no explicit minmax optimal test or sequential statistic. For sensor attacks, [10] leverages Wasserstein metrics, but as a distance between a benchmark residual distribution and a sliding-window empirical distribution, recomputed online via a linear program; sequential detection and false positive bounds were not studied. In contrast, our main contributions are:

- **An OT-driven detection:** For a stochastic linear time-invariant (LTI) plant equipped with a steady-state observer, we devise a new data-driven residual-based detector, leveraging tools from OT, DRO, and hypothesis testing. We formulate the detection problem as a min-max hypothesis test between two ambiguity sets of probability measures. Drawing results from [11] and KantorovichRubinstein duality [12], we show that the computation of worst-case distribution (WCD) reduces to a *finite linear program (LP)*; informally

Informal Theorem A: Let Q_1, Q_2 be the empirical measures of residuals on the finite set $\widehat{\Omega} := \{s_\ell\}_{\ell=1}^n$ (training window), and let

$$\mathcal{P}_k := \{P \mid W_1(P, Q_k) \leq \varepsilon_k\} \quad \text{for } k \in \{1, 2\}.$$

The minmax testing risk equals

$$\varepsilon^* = 1 - V^*,$$

where V^* is the optimum of a *finite linear program*.

See Theorem III.1 for further information.

- **Kernel smoothing and sequential CUSUM-based test:** While the LP exactly solves the on-support detection problem, real-time deployment must evaluate the test on *new*

S. Das is with the Department of Information Physics and Informatics, The University of Tokyo, Japan. S. Ganguly is with the Daniel Guggenheim School of Aerospace Engineering, Georgia Institute of Technology, USA. Emails: {dsouv.ct@gmail.com, sganguly41@gatech.edu}.

residuals z which may not be in the training set. To extend beyond the on-support training data, we present a *kernel-smoothing* construction that maps the discrete WCDs to continuous densities and uses the log-density ratio as a continuous score, attractive for sequential operation.

- **Non-asymptotic bounds on the false-positive error:** Beyond algorithmic tractability, we provide *non-asymptotic guarantees* on the *tail bound* for the false positive error; informally

Informal Theorem B: Run the CUSUM recursion $S_0 = 0$, $S_t = \max\{0, S_{t-1} + X_t\}$. Under mild conditions on the increments, for any threshold $h > 0$:

$$P_1(S_t \geq h) \leq 2 \exp\left(-h^2/8 \sum_{i=1}^t \sigma_i^2\right),$$

where $\sigma_i > 0$ known.

See Theorem IV.1 for further details.

The **key features** of this work are as follows: **(a)** Our detection scheme **does not** require full distributional knowledge of the process noise, only that it lies in an ambiguity set specified by 1-Wasserstein distance, ensuring distributional robustness. **(b)** Our detection scheme is *adversary-agnostic*, with no assumptions on the attack model nor on the policy employed by the adversary. **(c)** We assume the adversary has access to system parameters, nominal control policies, and sensor measurements. They can learn steady-state behavior, adapt to system changes, collude, and launch attacks accordingly to disrupt attack-free performance.

II. PRELIMINARIES AND PROBLEM DESCRIPTION

Let $d \in \mathbb{N}^*$ be a natural number and $\Omega \subset \mathbb{R}^d$. We denote the standard probability simplex by $\Sigma_d := \{\zeta \in \mathbb{R}_{\geq 0}^d \mid \sum_{i=1}^d \zeta_i = 1\}$. Fix natural numbers $n, m \geq 1$, and let $\mathbf{a} := (\mathbf{a}_1, \dots, \mathbf{a}_m)^\top \in \Sigma_m$ and $\mathbf{b} := (\mathbf{b}_1, \dots, \mathbf{b}_n)^\top \in \Sigma_n$. On Ω define the discrete measures $\mu := \sum_{i=1}^m \mathbf{a}_i \delta_{x_i}$ and $\nu := \sum_{j=1}^n \mathbf{b}_j \delta_{y_j}$, where $x_i, y_j \in \Omega$ are the support points. Define the set of couplings (which is a convex polytope) by

$$\Pi(\mathbf{a}, \mathbf{b}) := \left\{ P \in \mathbb{R}_+^{m \times n} \mid \sum_{j=1}^n P_{ij} = \mathbf{a}_i, \sum_{i=1}^m P_{ij} = \mathbf{b}_j \right\}.$$

The Kantorovich-Rubinstein distance [12, Chapter 6] takes the form (for $p = 1$)

$$W_1(\mu, \nu) := \inf_{P \in \Pi(\mathbf{a}, \mathbf{b})} \sum_{i=1}^m \sum_{j=1}^n P_{ij} d_\Omega(x_i, y_j). \quad (1)$$

In the sequel, will construct our ambiguity sets employing (1) with the ground cost $(z, z') \mapsto d_\Omega(z, z') := \|z - z'\|_2$.

A. Stochastic linear systems

Let d_x, d_u, d_w and d_y be natural numbers. Consider a time-invariant discrete-time control system

$$x_{t+1} = Ax_t + Bu_t + Ew_t, \quad y_t = Cx_t + Fw_t, \quad (2)$$

with $x_0 := \bar{x}$ given and $t \in \mathbb{N}$, along with the following data: $x_t \in \mathbb{R}^{d_x}$, $u_t \in \mathbb{R}^{d_u}$, $w_t \in \mathbb{R}^{d_w}$, and $y_t \in \mathbb{R}^{d_y}$ are the vectors representing the states, control inputs, uncertainties, and the output at time t , with $A \in \mathbb{R}^{d_x \times d_x}$, $B \in \mathbb{R}^{d_x \times d_u}$,

$E \in \mathbb{R}^{d_x \times d_w}$, $C \in \mathbb{R}^{d_y \times d_x}$ and $F \in \mathbb{R}^{d_y \times d_w}$. The controller computes the state estimate, which is a function of the observation $(y_t)_{t \in \mathbb{N}}$, to estimate and monitor the system, and employ control actions that are a function of the state estimate. Let $L \in \mathbb{R}^{d_x \times d_y}$ be a steady-state gain, we consider the estimator:

$$\hat{x}_{t+1} = A\hat{x}_t + Bu_t + L(y_t - C\hat{x}_t), \quad r_t := y_t - C\hat{x}_t, \quad (3)$$

with $\hat{x}_0 := \hat{x}$. Moreover, $L \in \mathbb{R}^{d_x \times d_y}$ is the steady-state gain picked such that $(A - LC)$ is Schur stable.

Assumption II.1. (A, B, C) is both stabilizable and detectable.

We model the influence of the adversary by the stochastic process \tilde{w} that enters the system through the output channel: for $t \in \mathbb{N}$, we have the recursion

$$x_{t+1}^a = Ax_t^a + Bu_t^a + Ew_t, \quad y_t^a = Cx_t^a + Fw_t + \tilde{w}_t, \quad (4)$$

where $x_0^a := \bar{x}$ is given. Here, the controller's action u_t^a at each time is based on the available corrupted output $(y_t^a)_{t \in \mathbb{N}}$. The corresponding state estimator is given by the recursion

$$\begin{aligned} \hat{x}_{t+1}^a &= A\hat{x}_t^a + Bu_t^a + L(y_t^a - C\hat{x}_t^a) \text{ with } \hat{x}_0^a := \hat{x}^a, \\ r_t^a &:= y_t^a - C\hat{x}_t^a = C(x_t^a - \hat{x}_t^a) + Fw_t + \tilde{w}_t, \end{aligned} \quad (5)$$

where L is chosen similarly. Under the above setting, we seek to infer whether the system's uncertainties are inherent, represented by w , or they have been influenced by an external adversarial disturbance denoted by \tilde{w} . Informally, we pose this problem as a *composite hypothesis testing problem*: given a sample ω of the residual obtained from (3) and (5), we set:

$$(H_0): \omega \sim P_1 \in \mathcal{P}_1 \text{ and } (H_1): \omega \sim P_2 \in \mathcal{P}_2,$$

where \mathcal{P}_1 and \mathcal{P}_2 are the sets of probability measures defined over Ω ; see (7) for a definition.

III. OT-DETECT : ALGORITHM AND PROPERTIES

We are ready to formulate the detection problem. Recall that the underlying distributions of w and \tilde{w} are not available. However, we have access to $n_1 \in \mathbb{N}^*$ and $n_2 \in \mathbb{N}^*$ number of residual samples as the *training data*. Let $\Omega := \mathbb{R}^{d_y}$. Consider the data streams generated from (3) and (5), respectively: $\Omega_1 := \{\hat{r}_i \in \Omega\}_{i=1}^{n_1}$ and $\Omega_2 := \{\hat{r}_j^a \in \Omega\}_{j=1}^{n_2}$, and let $\hat{\Omega} := \Omega_1 \sqcup \Omega_2 = \{s_\ell\}_{\ell=1}^n$ with $n := n_1 + n_2$. Note that both Ω_1 and Ω_2 are collected by online implementation of (2)-(3) and (4)-(5). Let $\alpha \in \Sigma_{n_1}, \beta \in \Sigma_{n_2}$; we construct the empirical measures

$$Q_1 := \sum_{i=1}^{n_1} \alpha_i \delta_{\hat{r}_i} \quad \text{and} \quad Q_2 := \sum_{j=1}^{n_2} \beta_j \delta_{\hat{r}_j^a}, \quad (6)$$

with $\alpha_i = \frac{1}{n_1}$ and $\beta_j = \frac{1}{n_2}$ for all $(i, j) \in \{1, \dots, n_1\} \times \{1, \dots, n_2\}$. We also define the index sets $\mathcal{I}_1 := \{1, \dots, n_1\}$ and $\mathcal{I}_2 := \{n_1 + 1, \dots, n\}$ with $\hat{\mathcal{I}} := \{1, \dots, n\}$. In shorthand notation, for $\ell = 1, \dots, n_1$ we have $s_\ell = \hat{r}_\ell$ and for $\ell = n_1 + 1, \dots, n$, we have $s_\ell = \hat{r}_{\ell - n_1}^a$. We expand (6) in the unified index ℓ , and towards this end, we define for $\ell \in \{1, \dots, n\}$, the empirical measures $(Q_1)_\ell := \alpha_i$ for $\ell \in \mathcal{I}_1$, and $(Q_2)_\ell := \beta_{\ell - n_1}$ for $\ell \in \mathcal{I}_2$ under the nominal and attacked case, respectively. Note that for $k = 1, 2$, $(Q_k)_\ell = 0$ for $\ell \in \hat{\mathcal{I}} \setminus \mathcal{I}_k$ because their corresponding supports are disjoint.

For some $\varepsilon_1, \varepsilon_2 > 0$, we consider two ambiguity sets

centred around Q_k for $k = 1, 2$, given by

$$\mathcal{P}_k := \{P_k \in \mathcal{P}(\Omega) \mid W_1(P_k, Q_k) \leq \varepsilon_k\} \text{ for } k \in \{1, 2\}, \quad (7)$$

where $W_1(\cdot, \cdot)$ is the 1-Wasserstein distance defined in (1).

A. The minmax test

We formulate a minmax test based on the ideas advanced in [11], [13]. Recall that, given hypotheses (H0) and (H1), a *randomized test* is any Borel measurable map $T : \Omega \rightarrow [0, 1]$, which for any observation $s_\ell \in \Omega$, accepts the hypothesis (H0) with probability equal to $T(s_\ell)$ and (H1) with probability equal to $1 - T(s_\ell)$.¹ For a pair $(P_1, P_2) \in \mathcal{P}_1(\Omega) \times \mathcal{P}_2(\Omega)$, define

$$\mathcal{R}(T; P_1, P_2) := E_1[1 - T(s_\ell)] + E_2[T(s_\ell)], \quad (8)$$

where (expectations) E_1 and E_2 are defined as per P_1 and P_2 , respectively. Then, the robust testing problem is

$$\inf_T \sup_{P_1 \in \mathcal{P}_1, P_2 \in \mathcal{P}_2} \mathcal{R}(T; P_1, P_2). \quad (9)$$

Note that the risk function (8) accounts for the trade-off between likelihood of incurring *Type-1* and *Type-2* errors by the test $T(\cdot)$ under P_1 and P_2 , respectively, thereby reducing the problem into a **signal classification problem**.

B. LP formulation

In [11], [13] it was shown that in the setting of *simple hypothesis testing*, the optimal *on sample* test takes a similar form as the likelihood ratio test. More precisely:

Lemma III.1. *For any fixed $(P_1, P_2) \in \mathcal{P}_1 \times \mathcal{P}_2$, consider the inner minimization problem $\mathcal{R}(P_1, P_2) := \inf_{T: \Omega \rightarrow [0, 1]} \mathcal{R}(T; P_1, P_2)$ corresponding to the minmax problem (9). Then the Neyman-Pearson-like randomized rule: $T^*(s_\ell) = 1$ if $\frac{d_{P_2}}{d_{(P_1+P_2)}}(s_\ell) > \frac{1}{2}$, $T^*(s_\ell) = 0$ if $\frac{d_{P_1}}{d_{(P_1+P_2)}}(s_\ell) < \frac{1}{2}$, and $T^*(s_\ell) = p \in [0, 1]$ otherwise, is optimal for (9) with the risk $\mathcal{R}(P_1, P_2) = 1 - \text{TV}(P_1, P_2)$.² ♦*

To find the worst-case distributions (WCD), we look at the inner supremum problem in (9), i.e.,

$$\sup_{P_1 \in \mathcal{P}_1, P_2 \in \mathcal{P}_2} 1 - \text{TV}(P_1, P_2). \quad (10)$$

The variational problem (10) is infinite-dimensional and is not computationally viable in general. However, due to the nature of the W_1 -ambiguity set and the discreteness of the empirical measures, we can optimally solve (10) via a finite-dimensional tractable convex program, which is the focus of the next result.

Note that (10), if it admits a solution, ensures that the overlapping distributions P_1 and P_2 have to be close in the total variation sense (*TV*-sense), thereby constraining the adversarial policy. In other words, an adversary cannot arbitrarily degrade the performance of the CPS, or it risks detection.

Theorem III.1. *Recall that the notations established in §II. Corresponding to the ground cost $d_\Omega(\cdot, \cdot)$, we define the pairwise cost matrix $D \in \mathbb{R}_+^{n \times n}$ with $D_{\ell m} := d_\Omega(s_\ell, s_m)$. Consider the robust testing problem*

$$\varepsilon^* := \inf_T \sup_{P_1 \in \mathcal{P}_1, P_2 \in \mathcal{P}_2} E_1[1 - T(s_\ell)] + E_2[T(s_\ell)], \quad (11)$$

¹Throughout, we abuse notation by referring to random vectors and their realizations using the same symbols.

²Where TV is the total variation distance [12, Chapter 1].

where the ambiguity sets are defined in (7).

(a) Then $\varepsilon^* = 1 - V^*$. Where V^* is the optimal value of the following finite linear program with decision variables $\hat{p} := (p_1, p_2, \Gamma_1, \Gamma_2, t): p_1, p_2 \in \mathbb{R}_+^n$ with $\sum_\ell p_{k,\ell} = 1$, $\Gamma_1, \Gamma_2 \in \mathbb{R}_+^{n \times n}$ (optimal transport couplings from empirical measures Q_k to p_k), and $t \in \mathbb{R}_+^n$:

$$\begin{aligned} \max_{\hat{p}} \quad & \sum_{\ell=1}^n t_\ell \\ \text{s.t.} \quad & \begin{cases} \sum_{\ell=1}^n \sum_{m=1}^n \Gamma_{1,\ell m} D_{\ell m} \leq \varepsilon_1, \\ \sum_{\ell=1}^n \sum_{m=1}^n \Gamma_{2,\ell m} D_{\ell m} \leq \varepsilon_2, \\ \sum_{m=1}^n \Gamma_{k,\ell m} = (Q_k)_\ell, \sum_{\ell=1}^n \Gamma_{k,\ell m} = p_{k,m}, \\ 0 \leq t_\ell \leq p_{1,\ell}, 0 \leq t_\ell \leq p_{2,\ell}, p_{k,\ell} \geq 0 \\ \sum_{\ell=1}^n p_{k,\ell} = 1, \Gamma_{k,\ell m} \geq 0 \text{ for all } k \in \{1, 2\}. \end{cases} \end{aligned} \quad (12)$$

(b) The LP (12) is well-posed and admits a solution. ♦

Proof. For any fixed (P_1, P_2) , via Lemma III.1 we have

$$\inf_T E_1[1 - T(s_\ell)] + E_2[T(s_\ell)] = 1 - \text{TV}(P_1, P_2),$$

which implies $\varepsilon^* = 1 - \inf_{P_1 \in \mathcal{P}_1, P_2 \in \mathcal{P}_2} \text{TV}(P_1, P_2)$.

Because Q_k is discrete on $\hat{\Omega}$, the balls \mathcal{P}_k admits the standard OT-coupling representation. Indeed, since $p_k = \sum_{m=1}^n p_{k,m} \delta_{s_m}$ on $\hat{\Omega}$, using the duality arguments and properties of $W_1(\cdot, \cdot)$ via [11, Lemma 6 and Lemma 8], there exists a coupling matrix $\Gamma_k \in \mathbb{R}_+^{n \times n}$ between Q_k and p_k with row sums $(Q_k)_\ell$, column sums $p_{k,m}$, and cost bounded by ε_k , i.e., $\sum_{m=1}^n \Gamma_{k,\ell m} = (Q_k)_\ell$, $\sum_{\ell=1}^n \Gamma_{k,\ell m} = p_{k,m}$ and $\sum_{\ell,m} \Gamma_{k,\ell m} D_{\ell m} \leq \varepsilon_k$, with $D_{\ell m} := d_\Omega(s_\ell, s_m)$. Note that the finite-reduction at atoms s_ℓ again follows from the Kantorovich-Rubinstein-type Duality [11, Lemma 6].

Since both the distributions are discrete on the same finite support $\hat{\Omega}$, we have: $\text{TV}(p_1, p_2) = 1 - \sum_{\ell=1}^n \min\{p_{1,\ell}, p_{2,\ell}\}$. Introducing variables $t := (t_1, \dots, t_n) \in \mathbb{R}_+^n$ with $0 \leq t_\ell \leq p_{1,\ell}, 0 \leq t_\ell \leq p_{2,\ell}$ with $\ell = 1, \dots, n$, we see that

$$\max_{t \in \mathbb{R}_+^n} \left\{ \sum_{\ell=1}^n t_\ell \mid 0 \leq t_\ell \leq p_{1,\ell}, 0 \leq t_\ell \leq p_{2,\ell} \right\} \quad (13)$$

is equal to $\sum_{\ell=1}^n \min\{p_{1,\ell}, p_{2,\ell}\}$. The preceding arguments along with (13) yields exactly the finite LP in the proposition, hence $\varepsilon^* = 1 - V^*$.

We show the well-posedness and existence of solutions to (12). Feasibility is immediate: choose $p_k = Q_k$, $\Gamma_{k,\ell m} := (Q_k)_\ell \mathbf{1}_{m=\ell}$, and $t_\ell := 0$.³ Then by construction $\sum_m \Gamma_{k,\ell m} = (Q_k)_\ell$ and $\sum_\ell \Gamma_{k,\ell m} = p_{k,m} = (Q_k)_m$, also $\sum_{\ell,m} \Gamma_{k,\ell m} D_{\ell m} = \sum_\ell (Q_k)_\ell D_{\ell \ell} = 0 \leq \theta_k$ since $D_{\ell \ell} = d_\Omega(s_\ell, s_\ell) = 0$; and $t_\ell = 0 \leq p_{1,\ell}, p_{2,\ell}$. Hence, the feasible set is nonempty. The feasible set is defined by bounded linear equalities and inequalities in a finite-dimensional Euclidean space and thus is compact, and $(p, \Gamma, t) \mapsto \sum_\ell t_\ell$ is continuous. Existence of a solution follows immediately from the Weierstrass theorem. □

C. On sample test

Note that, any optimizer of (12) produces the WCD, with $P_k^* := \sum_{\ell=1}^n p_{k,\ell}^* \delta_{s_\ell}$ for $k \in \{1, 2\}$. Then the on-support

³Here $\mathbf{1}_A(\cdot)$ is the standard indicator function for a given set $A \subset \mathbb{R}$.

optimal test values are

$$T^*(s_\ell) = \begin{cases} 1, & \text{if } p_{2,\ell}^* > p_{1,\ell}^*, \\ 0, & \text{if } p_{2,\ell}^* < p_{1,\ell}^*, \\ \in [0, 1], & \text{if } p_{2,\ell}^* = p_{1,\ell}^* \text{ (ties)}. \end{cases} \quad (14)$$

In case of a tie, $T^*(s_\ell)$ choose either 1 or 0 w.p. 1/2. With this T^* , we have the worst-case risk $\varepsilon^* = \sum_{\ell=1}^n p_{1,\ell}^*(1 - T^*(s_\ell)) + p_{2,\ell}^* T^*(s_\ell) = 1 - \sum_{\ell=1}^n t_\ell^*$.

Remark III.1. In general, the max-min problem (10) yields an upper bound for the min-max problem originally defined in (9). However, following arguments similar to those in [11, Theorem 1] based on strong duality, one can show that equality holds between the original min-max problem (9) and the corresponding max-min problem (10).

D. Kernel smoothing and a CUSUM test

The LP (12) identifies the WCDs P_k^* for $k = 1, 2$, on the training atoms $\widehat{\Omega}$ and the test $T^*(s_\ell)$ on those atoms. While this fully resolves the on-support problem, in deployment, however, incoming residuals $z \in \Omega$ will rarely lie exactly on $\widehat{\Omega}$. To define T^* for every z , one must extend it off-support. To this end, we adopt a kernel smoothing technique, which is often preferable in practice because of its compatibility with sequential testing.

OT-DETECT: OT-based detection algorithm for CPS.

- Initialize** : $S_0 = 0$
Data : Stream of offline nominal data \widehat{r} ,
kernel function \mathcal{K}_σ , $h > 0$
- 1 Construct the training data $\widehat{\Omega}$
 - 2 Solve (12) to compute the LFDs (P_1^*, P_2^*) on $\widehat{\Omega}$
 - 3 Extend (P_1^*, P_2^*) by kernel smoothing to obtain (15)
 - 4 **for** $t = 1, 2, \dots$, **do**
 - 5 | Compute the sequence $(S_t)_{t \in \mathbb{N}}$ defined in (16)
 - 6 | Raise an alarm if $S_t \geq h$, else continue Step 5
 - 7 **end**
-

Choose a kernel $\mathcal{K} : \mathbb{R}^d \rightarrow [0, +\infty[$ with $\int_{\mathbb{R}^d} \mathcal{K}(t) dt = 1$, $\mathcal{K}(0) = 1$, and bandwidth $\sigma > 0$. Set $\xi \mapsto \mathcal{K}_\sigma(\xi) := \frac{1}{\sigma^d} \mathcal{K}(\frac{\xi}{\sigma})$. Then, for $k = 1, 2$, define $\Omega \ni z \mapsto f_k(z) := \sum_{\ell=1}^n p_{k,\ell}^* \mathcal{K}_\sigma(z - s_\ell)$. Define the score function by

$$z \mapsto s_{\mathcal{K}}(z) := \log \frac{f_2(z)}{f_1(z)} = \log \frac{\sum_{\ell=1}^n p_{2,\ell}^* \mathcal{K}_\sigma(z - s_\ell)}{\sum_{\ell=1}^n p_{1,\ell}^* \mathcal{K}_\sigma(z - s_\ell)}. \quad (15)$$

While there are many choices for the kernel function, we will pick the Gaussian kernel $\xi \mapsto \mathcal{K}_\sigma(\xi) := (2\pi\sigma^2)^{-d/2} \exp(-\|\xi\|_2^2/2\sigma^2)$ because of its nice properties.

Remark III.2 (Features of the Gaussian kernel smoothing). Note that $\xi \mapsto \mathcal{K}_\sigma(\xi) > 0$ implies that $z \mapsto f_k(z) > 0$, this makes the score function (15) well-defined and finite everywhere. Gaussian smoothing makes $f_k(\cdot)$ and $s_{\mathcal{K}}(\cdot)$ smooth and from a numerical point of view each $\log f_k(z)$ is a log-sum-exp of quadratic terms which is stable to compute and easy to truncate to K nearest atoms for speed. Moreover $s_{\mathcal{K}}(s_\ell) \rightarrow \log \frac{p_{2,\ell}^*}{p_{1,\ell}^*}$ as $\sigma \downarrow 0$, which matches the Neyman-Pearson-like test on the atoms. ♦

Define the increments sequence $(X_t)_{t \in \mathbb{N}} := (s_{\mathcal{K}}(z_t))_{t \in \mathbb{N}}$. We consider the CUSUM recursion [4]

$$S_0 := 0, \quad S_t := \max\{0, S_{t-1} + X_t\}, \quad \text{for } t \geq 1, \quad (16)$$

and we test S_t for every time t , against some appropriately chosen threshold h :

$$\begin{cases} S_t \geq h & \text{Reject (H0) in favor of (H1),} \\ S_t < h & \text{Reject (H1) in favor of (H0).} \end{cases}$$

The method to choose the threshold is detailed in §V. We now outline all these key steps in Algorithm OT-DETECT.

IV. THEORETICAL GUARANTEES

We establish non-asymptotic guarantees on the false positive error under (H0) with P_1 , incurred by the algorithm, which states that under the attack-free regime, the event $\{S_t \geq h\}$ admits a low probability. During deployment, this error serves as a practical guide to select an appropriate threshold; see §V for a discussion on how it is utilised to select a threshold.

Theorem IV.1. Let (Ω, \mathcal{F}) be a measurable space and $\mathcal{F}_t := \sigma(X_1, \dots, X_t)$ the natural filtration. Let $X_t \in \mathbb{R}$ be an \mathcal{F}_t -adapted sequence with $E_1[|X_t|] < +\infty$. Recall the CUSUM iteration in (16). For each i , define the conditional drift and the centered increments $\mu_i := E_1[X_i | \mathcal{F}_{i-1}]$ and $\xi_i := X_i - \mu_i$, and assume that under P_1 , the distribution under (H0), the conditional drift is non-positive:

$$\mu_i = E_1[X_i | \mathcal{F}_{i-1}] \leq 0 \quad \text{a.s. for } i = 1, \dots, t, \quad (A1)$$

and that there exists known constants $\sigma_1, \dots, \sigma_t > 0$ such that for every $\lambda \in \mathbb{R}$ and every $i = 1, \dots, t$:

$$E_1[\exp(\lambda \xi_i) | \mathcal{F}_{i-1}] \leq \exp(\lambda^2 \sigma_i^2 / 2) \quad \text{a.s.}, \quad (A2)$$

where $E_1[\cdot]$ is a expectation under P_1 . Define $V_t := \sum_{i=1}^t \sigma_i^2$. Then for every $h > 0$, we have the bound

$$P_1(S_t \geq h) \leq 2 \exp(-h^2/8V_t). \quad (17)$$

Remark IV.1. Under P_1 , (A1) imposes a non-positive drift condition on the score increments: conditionally on the past, X_i should not, on average, drive the CUSUM statistic upward. This is because, in the no-attack regime, the detector should not tend to cross a suitably chosen threshold. Assumption A2 is a conditional sub-Gaussian requirement on the centered increment $\xi_i = X_i - \mu_i$, and controls the random fluctuations of the score around its predictable drift μ_i . The CUSUM sequence $(S_t)_{t \in \mathbb{N}}$ is compatible with standard preprocessing techniques such as saturation or clipping, which make the score function uniformly bounded and thereby enforce (A2) by construction [3]. Consequently, (A1) and (A2) remain general enough to accommodate a broad class of score functions (15). ♦

Proof of Theorem IV.1. Define $A_t := \sum_{i=1}^t X_i$ with $A_0 := 0$. Then, the CUSUM identity can be written as

$$S_t = A_t - \min_{0 \leq k \leq t} A_k = \max_{0 \leq k \leq t} (A_t - A_k). \quad (18)$$

To see this, define $B_t := A_t - \min_{0 \leq k \leq t} A_k$ with $B_0 = 0$. Since $\min_{0 \leq k \leq t} A_k = \min\{\min_{0 \leq k \leq t-1} A_k, A_t\}$, we get $B_t = \max\{A_t - \min_{0 \leq k \leq t-1} A_k, 0\} = \max\{B_{t-1} + X_t, 0\}$, which is exactly the CUSUM recursion with $S_0 = 0$. Hence $B_t = S_t$. Let us now define the \mathcal{F}_{t-1} -measurable one

step ahead conditional mean of X_t and the innovation or centered increment, respective, by $\mu_i := \mathbb{E}_1[X_i | \mathcal{F}_{i-1}]$ and $\xi_i := X_i - \mu_i$. Note that, since $\mathbb{E}_1[X_i] < +\infty$ we have $\mathbb{E}_1[\mu_i] < +\infty$; moreover, ξ_i has zero conditional mean, i.e., $\mathbb{E}_1[\xi_i | \mathcal{F}_{i-1}] = \mathbb{E}_1[X_i - \mu_i | \mathcal{F}_{i-1}]$. Now consider the cumulative innovation sequence $M_t := \sum_{i=1}^t \xi_i$ and the predictable process $D_t := \sum_{i=1}^t \mu_i$. Note that M_t is a finite sum of integrable \mathcal{F}_i -measurable terms, so it is \mathcal{F}_t -measurable and integrable. Moreover, we have

$$\begin{aligned} \mathbb{E}_1[M_t | \mathcal{F}_{t-1}] &= \mathbb{E}_1\left[M_{t-1} + (X_t - \mu_t) \middle| \mathcal{F}_{t-1}\right] \\ &= M_{t-1} + \mathbb{E}_1[X_t | \mathcal{F}_{t-1}] - \mu_t = M_{t-1}. \end{aligned}$$

Thus, (M_t, \mathcal{F}_t) is a Martingale. We show that $(D_t)_{t \geq 1}$ is a predictable process [14, Section 1.4]: for $t \geq 1$, we have $D_t = \sum_{i=1}^t \mu_i$, and each μ_i is \mathcal{F}_{i-1} -measurable. Because $\mathcal{F}_{i-1} \subseteq \mathcal{F}_{t-1}$ when $i \leq t$, the sum is \mathcal{F}_{t-1} -measurable. Hence $(D_t)_{t \geq 0}$ is predictable, i.e., D_t is \mathcal{F}_{t-1} -measurable for $t \geq 1$. Moreover it is integrable: indeed, we have $\mathbb{E}_1[\mu_i] \leq \mathbb{E}_1[|X_i|] < +\infty$ and consequently, for any finite horizon t , $\mathbb{E}_1[|D_t|] \leq \sum_{i=1}^t \mathbb{E}_1[|\mu_i|] \leq \sum_{i=1}^t \mathbb{E}_1[|X_i|] < +\infty$. Finally, by definition $D_0 = 0$. Thus, all the conditions for the Doob's decomposition theorem [14, Theorem 4.10] are met and we have $A_t = M_t + D_t$.

Also, due to Assumption (A1), $\mu_i \leq 0$ a.s. for all i and $D_t - D_k = \sum_{i=k+1}^t \mu_i \leq 0$ a.s., and thus, D_t is non-increasing. Now, using (18) and $A_t - A_k = (M_t - M_k) + (D_t - D_k)$ along with the preceding arguments, we see that

$$S_t = \max_{0 \leq k \leq t} (A_t - A_k) \leq \max_{0 \leq k \leq t} (M_t - M_k) \text{ a.s.} \quad (19)$$

Using the fact that for any real numbers x, y and $h > 0$, $x - y \geq h$ implies $x \geq h/2$ or $-y \geq h/2$ we see that $\{\max_{0 \leq k \leq t} (M_t - M_k) \geq h\}$ is subset of the union

$$\left\{ \max_{1 \leq s \leq t} M_s \geq \frac{h}{2} \right\} \cup \left\{ \max_{0 \leq s \leq t} (-M_s) \geq \frac{h}{2} \right\}. \quad (20)$$

Combining (19)(20),

$$\{S_t \geq h\} \subseteq \left\{ \max_{1 \leq s \leq t} M_s \geq \frac{h}{2} \right\} \cup \left\{ \max_{0 \leq s \leq t} (-M_s) \geq \frac{h}{2} \right\}. \quad (21)$$

We now show that, for $a > 0$ the concentration bound holds:

$$\mathbb{P}_1\left(\max_{1 \leq s \leq t} M_s \geq a\right) \leq \exp(-a^2/2V_t). \quad (22)$$

Then we will apply the same bound to $-M_s$. To this end, fix $\lambda > 0$ and define the process $Z_s := \exp(\lambda M_s - \frac{\lambda^2}{2} V_s)$, for $s = 0, 1, \dots, t$, with $M_0 = 0, V_0 = 0$, hence $Z_0 = 1$. We show that (Z_s, \mathcal{F}_s) is a nonnegative supermartingale. Indeed, writing the martingale increment: $M_s = M_{s-1} + \xi_s$ and $V_s = V_{s-1} + \sigma_s^2$, we see that $Z_s = \exp\left(\lambda(M_{s-1} + \xi_s) - \frac{\lambda^2}{2}(V_{s-1} + \sigma_s^2)\right) = Z_{s-1} \cdot \exp\left(\lambda \xi_s - \frac{\lambda^2}{2} \sigma_s^2\right)$. Taking conditional expectation w.r.t \mathcal{F}_{s-1} and recalling that Z_{s-1} is \mathcal{F}_{s-1} -measurable, we get

$$\begin{aligned} \mathbb{E}_1[Z_s | \mathcal{F}_{s-1}] &= Z_{s-1} \mathbb{E}_1\left[\exp\left(\lambda \xi_s - \frac{\lambda^2}{2} \sigma_s^2\right) \middle| \mathcal{F}_{s-1}\right] \\ &= Z_{s-1} e^{-\frac{\lambda^2}{2} \sigma_s^2} \mathbb{E}_1\left[e^{\lambda \xi_s} \middle| \mathcal{F}_{s-1}\right] \leq Z_{s-1}, \end{aligned}$$

where in the last step we employed (A2). Thus (Z_s, \mathcal{F}_s) is a nonnegative supermartingale.

We also note that using monotonicity of the exponential and using the fact that $V_s \leq V_t$ for $s \leq t$, the event $\{\exists s \leq$

$t \mid M_s \geq a\}$ implies $\{\exists s \leq t \mid Z_s \geq c\}$ where $c := \exp\left(\lambda a - \frac{\lambda^2}{2} V_t\right)$. Then we have the inclusion

$$\left\{ \max_{1 \leq s \leq t} M_s \geq a \right\} \subseteq \left\{ \max_{1 \leq s \leq t} Z_s \geq c \right\}. \quad (23)$$

Define the hitting time $\tau := \inf\{1 \leq s \leq t \mid Z_s \geq c\}$, with the convention $\tau = +\infty$ if no such s exists. Then $\{\max_{1 \leq s \leq t} Z_s \geq c\} = \{\tau \leq t\}$. Define the bounded stopping time $\tau' := \min\{\tau, t\}$ so that $\tau' \leq t$ always. Since Z_s is a nonnegative supermartingale and τ' is bounded, one has $\mathbb{E}_1[Z_{\tau'}] \leq \mathbb{E}_1[Z_0] = 1$. Moreover, on the event $\{\tau \leq t\}$ we have $\tau' = \tau$ and $Z_{\tau'} = Z_\tau \geq c$. Hence $Z_{\tau'} \geq c \mathbf{1}_{\{\tau \leq t\}}$. Taking expectation and recalling the fact that $\mathbb{E}_1[Z_{\tau'}] \leq 1$, we obtain

$$\mathbb{P}_1\left(\max_{1 \leq s \leq t} Z_s \geq c\right) \leq (1/c). \quad (24)$$

From (23) and (24) we have

$$\mathbb{P}_1\left(\max_{1 \leq s \leq t} M_s \geq a\right) \leq \mathbb{P}_1\left(\max_{1 \leq s \leq t} Z_s \geq c\right) \leq (1/c). \quad (25)$$

Optimizing the right-hand side of (25) with respect to $\lambda > 0$ gives $\bar{\lambda} = \frac{a}{V_t}$ and this yields the required bound (22).

The identical argument applied to $-M_s$ (noting that (A2) holds for all $\lambda \in \mathbb{R}$, hence also for $-\xi_i$) gives

$$\mathbb{P}_1\left(\max_{0 \leq s \leq t} (-M_s) \geq a\right) \leq \exp(-a^2/2V_t). \quad (26)$$

Finally, (22)–(26) (with $a = h/2$) together with (21) gives us $\mathbb{P}_1(S_t \geq h) \leq \exp(-h^2/8V_t)$. The proof is complete. \square

V. NUMERICAL VALIDATION AND DISCUSSION

We compare the performance of our detector with that of the CUSUM detector [4] in Gaussian settings and provide positive results in certain non-Gaussian regimes. We considered the benchmark linearized quadruple-tank process [15, Eq. 1]:

$$A = \begin{pmatrix} 0.968 & 0 & 0.082 & 0 \\ 0 & 0.978 & 0 & 0.064 \\ 0 & 0 & 0.917 & 0 \\ 0 & 0 & 0 & 0.935 \end{pmatrix}, B = \begin{pmatrix} 0.164 & 0.004 \\ 0.002 & 0.124 \\ 0 & 0.092 \\ 0.06 & 0 \end{pmatrix},$$

with $C = \mathbb{I}_4$ (the (4×4) identity matrix).

Performance metrics: Let T_{at} denote the unknown but deterministic time when the attack was initiated, and T_{d} be the time of attack detection, defined by $T_{\text{d}} := \inf\{t \in \mathbb{N} \mid S_t \geq h\}$ for a fixed threshold h . For a given tolerance $\eta \in]0, 1]$ on the incurred false positive error under (H0), the threshold h is estimated such that $\mathbb{P}_1(S_t \geq h) = \eta$. We considered the following standard metrics to assess the performance:

- *Average detection delay (ADD):* For a fixed threshold h , ADD is defined by $\text{ADD}(h) := \mathbb{E}_2[T_{\text{d}} - T_{\text{at}} \mid T_{\text{d}} \geq T_{\text{at}}]$, where the expectation is defined with respect to the probability measure under (H1), and h is the threshold.
- *False alarm rate (FAR):* Fix h , and compute FAR as $\text{FAR}(h) := \mathbb{P}_2(T_{\text{d}} < T_{\text{at}})$, where the probability measure is defined with respect to (H1).

We examined ADD with respect to FAR for different values of h , which reveals how quickly the attack is detected for a fixed $\text{FAR}(h)$. Monte-Carlo simulations were conducted to compute $\text{ADD}(\cdot)$ and $\text{FAR}(\cdot)$.

Attack model: We considered the deception attack [4] described by $v_t = A_a v_{t-1} + \hat{v}_t$, where $A_a = \text{diag}(4, 2)$. The

sequence $(\hat{v}_t)_{t \in \mathbb{N}}$ refers to the uncertainties associated with the adversary. We considered the following two cases: **(a)** $(\hat{v}_t)_{t \in \mathbb{N}} \sim \mathcal{N}(0, \Sigma_a)$ is a sequence of d_y -dimensional random vectors; **(b)** $(\hat{v}_t)_{t \in \mathbb{N}} \sim \mathcal{N}(0, \Sigma_a)$ and further corrupted by the exponential distribution $\text{Exp}(\lambda)$, where $\lambda > 0$. It is assumed that during the attack, the adversary, with pre-defined (A_a, Σ_a) , may *completely replace the true output signal* y with the corrupt data generated by v . We fixed $T_{\text{at}} = 250$ seconds.

Parameters: We set $\sigma = 0.5$ in §III-D. For reproducibility, we fixed the seed to be 2. In Fig. 1 and 2-3, we chose $(\varepsilon_1, \varepsilon_2)$ to be $(0.001, 0.001)$ and $(0.001, 0.01)$, respectively. We set (n_1, n_2) to be $(150, 100)$ for all figures.

Results and discussions: First, we assumed that $Ew_t \stackrel{\text{i.i.d.}}{\sim} \mathcal{N}(0, 0.1\mathbb{I}_{d_x})$, $Fw_t \stackrel{\text{i.i.d.}}{\sim} \mathcal{N}(0, 0.05\mathbb{I}_{d_y})$, and $\hat{v}_t \stackrel{\text{i.i.d.}}{\sim} \mathcal{N}(0, \sigma_a\mathbb{I}_{d_y})$ for every $t \in \mathbb{N}$ and $\sigma_a \in \{0.5, 1.5, 2.5\}$. Fig. 1 summarizes the robust performance of our detector against $(v_t)_{t \in \mathbb{N}}$ generated by an adversary driven by Gaussian noise. We observe that for small values of σ_a , the ADD of our detector approaches [4]. This is because the CUSUM-based detector is optimal for Gaussian noise and attack process v . However, as σ_a increases further, we observe that the ADD of our detector is smaller, indicating a *faster* response to attack-induced change points.

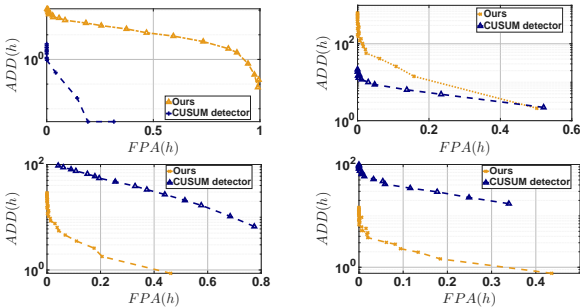


Fig. 1: Comparison with [4] for i.i.d. attacks $\hat{v}_t \sim \mathcal{N}(0, \sigma_a\mathbb{I}_{d_y})$, with $\sigma_a = 0.1, 0.5, 1.5, 2.5$ shown from top-left to bottom-right.

Second, we tested the robust performance of our detector when $\hat{v}_t \stackrel{\text{i.i.d.}}{\sim} \mathcal{N}(0, 0.05\mathbb{I}_{d_y}) + \text{Exp}(\lambda)$ for each $t \in \mathbb{N}$, which is non-Gaussian. Here $\lambda \in \{0.5, 1.5\}$, fixing all other parameters. Fig. 2 reveals that as we increase λ , which amplifies the non-Gaussian component, our detector clearly outperforms the CUSUM detector in terms of quickly responding to adversary-induced changes for various FAR, supporting that OT-DETECT is distributionally robust. Figure 3 depicts the

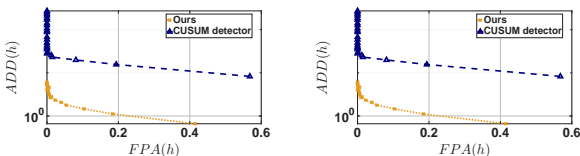


Fig. 2: Comparison with [4], when $\hat{v}_t \stackrel{\text{i.i.d.}}{\sim} \mathcal{N}(0, \sigma_a\mathbb{I}_{d_y}) + \text{Exp}(\lambda)$ for $\lambda = 0.5$ (left) and $\lambda = 1.5$ (right).

on-support performance of the detector defined in (14). The left figure represents the on-support distributions evaluated on s_ℓ , while the right figure represents the on-support test $T^*(\cdot)$ defined in (14). It is observed that P_1^* and P_2^* assign higher probability mass to the non-attacked and attacked samples, respectively.

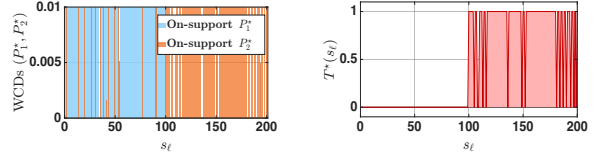


Fig. 3: On-support WCDs (left) and $T^*(\cdot)$ (right) defined in (14), when $\hat{v}_t \stackrel{\text{i.i.d.}}{\sim} \mathcal{N}(0, \sigma_a\mathbb{I}_{d_y}) + \text{Exp}(\lambda)$ for $\lambda = 0.5$.

VI. DISCUSSION AND CONCLUDING REMARKS

This article presents OT-DETECT, an OT-driven framework for attack detection in CPS. While it relaxes two important restrictions encountered in the literature: attack detection in the Gaussian regime, and the need for attack-model- or policy-specific detection mechanisms, the current exposition provides an *a posteriori* analysis relying on data from both the attacked and non-attacked regimes, and only serves as an initial step toward developing a general framework for the *online detection* of more sophisticated attacks. Therefore, an immediate direction for future work is to extend the detection mechanism to an online setting while retaining its robustness properties. Furthermore, conducting a more detailed numerical study of various classes of attacks in the non-Gaussian regime is also part of our future research plan.

ACKNOWLEDGEMENT

The authors thank Ashwin Aravind, Fujitsu Development Centre, Kawasaki, Japan, for his assistance with some of the simulation results presented in this manuscript.

REFERENCES

- [1] H. Fang, H. Ye, and M. Zhong, “Fault diagnosis of networked control systems,” *Annual reviews in control*, vol. 31, no. 1, pp. 55–68, 2007. doi: <https://doi.org/10.1016/j.arcontrol.2007.01.001>.
- [2] L. Guo, Y.-M. Zhang, H. Wang, and J.-C. Fang, “Observer-based optimal fault detection and diagnosis using conditional probability distributions,” *IEEE Transactions on Signal Processing*, vol. 54, no. 10, pp. 3712–3719, 2006. doi: <https://doi.org/10.1109/TSP.2006.879314>.
- [3] P. J. Huber, “A robust version of the probability ratio test,” *The Annals of Mathematical Statistics*, vol. 36, no. 6, pp. 1753–1758, 1965. doi: [10.1214/aoms/1177699803](https://doi.org/10.1214/aoms/1177699803).
- [4] A. Naha, A. M. Teixeira, A. Ahlén, and S. Dey, “Quickest detection of deception attacks on cyber-physical systems with a parsimonious watermarking policy,” *Automatica*, vol. 155, p. 111147, 2023. doi: <https://doi.org/10.1016/j.automatica.2023.111147>.
- [5] S. Das, P. Dey, and D. Chatterjee, “Almost sure detection of the presence of malicious components in cyber-physical systems,” *Automatica*, vol. 167, p. 111789, 2024. doi: <https://doi.org/10.1016/j.automatica.2024.111789>.
- [6] S. Kolouri, S. R. Park, M. Thorpe, D. Slepcev, and G. K. Rohde, “Optimal mass transport: Signal processing and machine-learning applications,” *IEEE Signal Processing Magazine*, vol. 34, no. 4, pp. 43–59, 2017. doi: <https://doi.org/10.1109/MSP.2017.2695801>.
- [7] E. Cazelles, A. Robert, and F. Tobar, “The Wasserstein-Fourier distance for stationary time series,” *IEEE Transactions on Signal Processing*, vol. 69, pp. 709–721, 2020. doi: <https://doi.org/10.1109/TSP.2020.3046227>.
- [8] Y. Feng, D. Lan, and C. Shang, “False data-injection attack detection in cyber-physical systems: A Wasserstein distributionally robust reachability optimization approach,” 2025. URL: <https://arxiv.org/abs/2508.12402>.
- [9] V. Renganathan, N. Hashemi, J. Ruths, and T.-H. Summers, “Distributionally robust tuning of anomaly detectors in cyber-physical systems with stealthy attacks,” in *2020 American Control Conference (ACC)*, pp. 1247–1252, 2020. doi: [10.23919/ACC45564.2020.9147661](https://doi.org/10.23919/ACC45564.2020.9147661).

- [10] D. Li and S. Martínez, “High-confidence attack detection via Wasserstein-metric computations,” *IEEE Control Systems Letters*, vol. 5, no. 2, pp. 379–384, 2021. doi: 10.1109/LCSYS.2020.3002689.
- [11] L. Xie, R. Gao, and Y. Xie, “Robust hypothesis testing with Wasserstein uncertainty sets,” 2021. doi: <https://arxiv.org/abs/2105.14348>.
- [12] C. Villani, *Optimal Transport: Old and New*, vol. 338 of *Grundlehren der mathematischen Wissenschaften [Fundamental Principles of Mathematical Sciences]*. Springer-Verlag, Berlin, 2009. doi: <https://doi.org/10.1007/978-3-540-71050-9>.
- [13] R. Gao, L. Xie, Y. Xie, and H. Xu, “Robust hypothesis testing using Wasserstein uncertainty sets,” *Advances in Neural Information Processing Systems*, vol. 31, 2018. URL: https://proceedings.neurips.cc/paper_files/paper/2018/file/a08e32d2f9a8b78894d964ec7fd4172e-Paper.pdf.
- [14] I. Karatzas and S. E. Shreve, *Brownian Motion and Stochastic Calculus*, vol. 113 of *Graduate Texts in Mathematics*. Springer-Verlag, New York, second ed., 1991. doi: <https://doi.org/10.1007/978-1-4612-0949-2>.
- [15] K. H. Johansson, “The quadruple-tank process: A multivariable laboratory process with an adjustable zero,” *IEEE Transactions on Control Systems technology*, vol. 8, no. 3, pp. 456–465, 2002. doi: <https://doi.org/10.1109/87.845876>.