

# The Counting General Dominating Set Framework

Jiayi Zheng ✉ 

Key Laboratory of System Software (Chinese Academy of Sciences), Institute of Software, Chinese Academy of Sciences; University of Chinese Academy of Sciences, Beijing, China

Boning Meng ✉ 

Key Laboratory of System Software (Chinese Academy of Sciences), Institute of Software, Chinese Academy of Sciences; University of Chinese Academy of Sciences, Beijing, China

---

## Abstract

We introduce a new framework of counting problems called  $\#GDS$  that encompasses  $\#(\sigma, \rho)\text{-SET}$ , a class of domination-type problems that includes counting dominating sets and counting total dominating sets. We explore the intricate relation between  $\#GDS$  and the well-known  $\text{Holant}$ . We adapt the technique of gadget construction of  $\text{Holant}$  to the  $\#GDS$  framework; using this technique, we prove the  $\#P$ -completeness of counting dominating sets for 3-regular planar bipartite simple graphs. Through a generalization of a  $\text{Holant}$  dichotomy, and a special reduction method via symmetric bipartite graphs, we also prove the  $\#P$ -completeness of counting total dominating sets for the same graph class.

**Keywords and phrases** Counting complexity, Dominating set,  $\text{Holant}$ , Gadget construction

**Funding** Both authors are supported by National Key R&D Program of China (2023YFA1009500), NSFC 62532014 and NSFC 62272448.

**Acknowledgements** We are deeply grateful to our PhD advisor Mingji Xia for his guidance and support throughout this work. He provided generous direction and advice on refining gadget construction in  $\#GDS$  and on shaping the research trajectory from Theorem 10 to  $\text{Holant}^k$ . Despite his contributions, he graciously declined to be a coauthor. We would like to thank Juqiu Wang for insightful discussions that helped us consolidate the framework of  $\#GDS$ . We would also like to thank an anonymous reviewer for pointing out an issue in the proof of Theorem 1 in a preliminary version of this paper, as well as other anonymous reviewers for comments.

## 1 Introduction

### 1.1 History of Domination-Type Problems

Counting problems are studied extensively in the field of computational complexity. Whereas decision problems study whether a problem has a solution, counting problems aim to determine how many solutions a problem has. The  $\text{Holant}$  framework (see Definition 3) has been proposed to encompass a wide range of counting problems, and is a generalization of  $\#\text{CSP}$  (counting constraint satisfaction problems). The  $\text{Holant}$  framework can express many well-known problems such as counting perfect matchings or vertex covers of a graph. There have been comprehensive studies of  $\text{Holant}$  in the Boolean domain [3, 4, 18, 23, 25], and relatively limited results in higher domains [5, 22].

There are also many problems studied separately from the frameworks. One such problem concerns the *dominating set*, which is a subset of vertices such that each vertex in the graph is either in the subset or adjacent to a vertex in the subset. This structure is unique in definition due to the close mutual relationship between vertices, while edges are only used to determine which ones are adjacent. There are some books that discuss domination in detail [10, 11].

The decision problem that asks if a graph  $G$  has a dominating set of size  $k$  has been studied extensively. As detailed in [13] by Johnson, this problem was proved NP-complete

for 3-regular planar graphs by Kikuno, Yoshida and Kakuda [16] and for bipartite graphs by Bertossi [1]. Zverovich and Zverovich [29] later proved NP-completeness for planar bipartite graphs with maximum degree 3.

The counting problem  $\#\text{DOMINATING SET}$ , which asks for the exact number of dominating sets, has been proved  $\#\text{P}$ -hard by Hunt et al. in [12, Theorem 4.6 (3)] for planar bipartite graphs (in fact with maximum degree 4). Since then, complexity results have been given for some other graph classes such as chordal bipartite graphs and directed path graphs, as seen in the overviews given in [15, 20, 21].

The problem of dominating set has been generalized to a class of domination-type problems. Defined by Telle [26], a  $(\sigma, \rho)$ -set of a graph  $G$ , where  $\sigma$  and  $\rho$  are sets of natural numbers, is a set of vertices  $S$  such that for every  $u \in S$  ( $v \notin S$ , resp.), the number of vertices in  $S$  adjacent to  $u$  ( $v$ , resp.) is an element of  $\sigma$  ( $\rho$ , resp.). A dominating set would therefore be a  $(\{0, 1, \dots\}, \{1, 2, \dots\})$ -set. A *total dominating set* is a  $(\{1, 2, \dots\}, \{1, 2, \dots\})$ -set, i.e. for every vertex in the graph, it has at least one neighbor in the set regardless of whether it is in the set itself. The analogous decision problem for total dominating set was proved NP-complete for bipartite graphs by Pfaff, Laskar and Hedetniemi [24].  $(\sigma, \rho)$ -set can also represent induced bounded-degree or  $k$ -regular subgraph for certain  $\sigma, \rho$ . For the counting problems  $\#(\sigma, \rho)\text{-SET}$ , there have notably been recent algorithmic results for bounded-treewidth graphs by Focke et al. [9].

## 1.2 Overview

Inspired by both Holant and  $\#(\sigma, \rho)\text{-SET}$ , we develop  $\#\text{GDS}$ , a new framework of counting problems that encompasses all of the latter and is well-suited for rigorous studies of counting domination-type problems.

A  $\#\text{GDS}$  problem is similar in form to a Holant problem. In a Holant problem, each vertex is assigned a signature that takes variable assignments on the incident edges as inputs. In a  $\#\text{GDS}$  problem, each vertex is also assigned a signature, but the signature takes as inputs the vertex itself and all its neighboring vertices. The output is the sum of the weights of all variable assignments (each on all vertices), with the weight of each assignment defined as the product of the signature outputs from every vertex (see Definition 5).

In other words,  $\#\text{GDS}$  can be viewed as a weighted generalized version of  $\#(\sigma, \rho)\text{-SET}$ . Given a  $\#(\sigma, \rho)\text{-SET}$  problem, it can be expressed as a  $\#\text{GDS}$  problem via a simple translation from  $\sigma$  and  $\rho$  to signatures (see Section 3.3).

We find some equivalences between  $\#\text{GDS}$  and Holant, but the complexity of general  $\#\text{GDS}$  problems is not known to be covered by existing Boolean Holant results.

The study of the classical problem of  $\#\text{DOMINATING SET}$  can be renewed by our adaptation of gadget construction, which is a reduction technique widely used in Holant, but not directly usable in  $\#\text{GDS}$  and requires a redesign with a higher level of intricacy. Using this technique to keep track of precise quantitative properties of specific gadgets, and combined with methods in Galois theory, we are able to apply the restriction of 3-regularity to  $\#\text{DOMINATING SET}$ :

► **Theorem 1.**  $\#3\text{RPBS-DOMINATING SET}$ ,<sup>1</sup> *the problem of counting dominating sets for 3-regular planar bipartite simple<sup>2</sup> (3RPBS) graphs, is  $\#\text{P}$ -complete.*

<sup>1</sup> We use  $k\text{R-}$ ,  $\text{P-}$  or  $\text{PL-}$ ,  $\text{B-}$ ,  $\text{S-}$  to denote the restriction of the problem to  $k$ -regular, planar, bipartite and simple graphs respectively throughout the paper.

<sup>2</sup> We emphasize "simple", because allowing multiple edges is somewhat inelegant for domination-type

Restricting vertex degrees has been observed for closely related problems such as counting fixed points of network automata [27], but has not been directly and formally studied for counting domination-type problems to our knowledge. This may serve as a cornerstone for future dichotomy results.

There also exists a special category of *uniform #GDS* signatures (see Section 3.3) which covers the case of  $\sigma = \rho$  in  $\#(\sigma, \rho)$ -SET, including #TOTAL DOMINATING SET. We find a connection between such problems and a "powered" version of Holant, and derive a limited dichotomy (see **Corollary 18**). We then take a different route and make use of symmetric bipartite graphs to establish a reduction, leading to the following theorem:

► **Theorem 2.** *#3RPBS-TOTAL DOMINATING SET, the problem of counting total dominating sets for 3-regular planar bipartite simple (3RPBS) graphs, is #P-complete.*

### 1.3 Organization

In Section 2, we state preliminary knowledge. In Section 3, we formally propose the #GDS framework. In Section 4, we formulate gadget construction under #GDS and prove Theorem 1. In Section 5, we consider problems with specific uniform signatures and prove Theorem 2.

## 2 Preliminaries

We use  $\leq_T$  and  $\equiv_T$  for polynomial-time Turing reductions and equivalences.

### 2.1 Domains and Signatures

A *Boolean domain* is the set  $\{0, 1\}$ , or  $\mathbb{Z}_2$  for simplicity, and is the default domain throughout the paper unless specified otherwise. A *complex-valued Boolean signature*  $f$  with  $r$  variables is a function that maps elements from  $\{0, 1\}^r$  to  $\mathbb{C}$ . For any binary string  $\alpha$  of length  $r$ , the output of  $f$  on input  $\alpha$  is written as  $f(\alpha)$ , or  $f_\alpha$  if unambiguous. The set of variables associated with  $f$  is denoted  $\text{Var}(f)$ , and the number of these variables, referred to as the arity of  $f$ , is written as  $\text{arity}(f)$ .

A *domain of size 4* refers to  $\{0, 1, 2, 3\}$ , or  $\mathbb{Z}_4$ . Signatures are defined accordingly.

For Boolean signatures, we can also represent a *symmetric signature*  $f$  of arity  $r$  as  $[f_0, f_1, \dots, f_r]_r$ , where each  $f_i$  corresponds to the value of  $f$  on all inputs with Hamming weight  $i$ . The subscript  $r$  may be dropped when the arity is clear from context.

Let  $\mathcal{EQ}$  represent the set of *equality signatures*, defined by  $\mathcal{EQ} = \{=_1, =_2, \dots, =_r, \dots\}$ , where  $=_r$  refers to the signature  $[1, 0, \dots, 0, 1]_r$  of arity  $r$ . That is,  $=_r$  outputs 1 if all bits in the input are the same — either all 0's or all 1's — and 0 otherwise.

Signatures can be expressed in matrix form. Given a signature  $f : \mathbb{Z}_d^r \rightarrow \mathbb{C}$  with ordered variables  $(x_1, \dots, x_r)$ , its *signature matrix* with parameter  $l$  is a matrix  $M(f) \in \mathbb{C}^{d^l \times d^{r-l}}$ . The rows of this matrix correspond to all possible assignments to the first  $l$  variables  $(x_1, \dots, x_l)$ , while the columns correspond to assignments to the remaining  $r - l$  variables  $(x_{l+1}, \dots, x_r)$ . Each entry in the matrix gives the value of  $f$  on the input formed by combining the assignments that correspond to the row index and the column index. It is typical to choose  $l = r/2$  when the arity  $r$  is even. This matrix is typically denoted as  $M_{x_1 \dots x_l, x_{l+1} \dots x_r}(f)$  or

---

problems, as multiple edges are functionally no different than a single edge and may be perceived as a workaround in proofs.

simply  $M_f$  when no confusion arises. For instance, a Boolean binary signature  $f$  is usually written as:

$$M_f = \begin{pmatrix} f_{00} & f_{01} \\ f_{10} & f_{11} \end{pmatrix}.$$

Throughout this paper, we may also directly use a matrix to refer to a signature for convenience.

## 2.2 The Holant Framework

In this subsection, we describe the Holant framework, which is detailed in [2].

Let  $\mathcal{F}$  be a fixed finite set of Boolean signatures. A *signature grid* over  $\mathcal{F}$ , denoted by  $\Omega(G, \pi)$ , consists of a graph  $G = (V, E)$  and a mapping  $\pi$ .  $G$  may include parallel edges and self-loops;  $\pi$  assigns to each vertex  $v \in V$  a signature  $f_v \in \mathcal{F}$ , along with a specified ordering of the edges incident to  $v$ . The arity of the signature  $f_v$  equals the degree of vertex  $v$ , with each incident edge representing one of its input variables. For any binary assignment  $\sigma$  to all edges, the evaluation of the signature grid is defined as the product  $\prod_{v \in V} f_v(\sigma|_{E(v)})$ , where  $\sigma|_{E(v)}$  denotes the restriction of  $\sigma$  to the edges incident to vertex  $v$ .

► **Definition 3** (Holant problems [2]). *A Holant problem,  $\text{Holant}(\mathcal{F})$ , parameterized by a set  $\mathcal{F}$  of Boolean complex-valued signatures, is defined as follows: Given an instance that is a signature grid  $\Omega(G, \pi)$  over  $\mathcal{F}$ , the output is the partition function of  $\Omega$ ,*

$$\text{Holant}_\Omega = \sum_{\sigma: E \rightarrow \{0,1\}} \prod_{v \in V} f_v(\sigma|_{E(v)}).$$

The bipartite Holant problem  $\text{Holant}(\mathcal{F} \mid \mathcal{G})$  is another form of Holant problem where  $G = (U, V, E)$  is a bipartite graph, with vertices in  $U$  and  $V$  assigned signatures from  $\mathcal{F}$  and  $\mathcal{G}$  respectively. We denote the left-hand side and right-hand side briefly as the LHS and RHS respectively.

A domain-4 Holant problem,  $\text{Holant}_4(\mathcal{F})$  is defined over domain-4 signatures, and calculates the sum over all edge assignments:  $\sigma : E \rightarrow \{0, 1, 2, 3\}$ .

We can write a single signature directly without using braces. For example, #3R-PERFECT MATCHING and #3R-MATCHING can be expressed as  $\text{Holant}([0, 1, 0, 0])$  and  $\text{Holant}([1, 1, 0, 0])$ , while #VERTEX COVER can be expressed as  $\text{Holant}(\mathcal{EQ} \mid [0, 1, 1])$ , where an equality signature is put over every vertex and  $[0, 1, 1]$  is put over a new vertex added on every edge to require that at least one of the edge's incident vertices is assigned 1. For any  $\mathcal{F}$ ,  $\text{Holant}(\mathcal{F})$  is also equivalent to  $\text{Holant}(=_2 \mid \mathcal{F})$ .

## 2.3 Gadget Construction in Holant

In this subsection, we describe the form of gadget construction widely used as a critical reduction technique in the Holant framework.

Let  $\mathcal{F}$  denote a set of signatures. Similar to a signature grid, an  $\mathcal{F}$ -gate can be written as  $\Omega(G, \pi)$ , but here  $G = (V, E \cup D)$ , where the edges consist of internal edges  $E$ , each of which is already connected to two vertices in  $V$ , and dangling edges  $D$ , each of which is only connected to a vertex on one side and left dangling on the other.

Let  $|E| = n$  and  $|D| = m$ , with internal and dangling edges corresponding to  $\{x_1, \dots, x_n\}$  and  $\{y_1, \dots, y_m\}$  respectively. The  $\mathcal{F}$ -gate induces a signature  $f : \{0, 1\}^m$  defined by:

$$f(y_1, \dots, y_m) = \sum_{\sigma: E \rightarrow \{0,1\}} \prod_{v \in V} f_v(\hat{\sigma}|_{E(v)})$$

where  $\hat{\sigma} : E \cup D \rightarrow \{0, 1\}$  extends  $\sigma$  by incorporating the assignment to dangling edges.

We say a signature is realizable from  $\mathcal{F}$  if it can be represented by an  $\mathcal{F}$ -gate. For any signature set  $\mathcal{F}$ , and signature  $f$  which is realizable from  $\mathcal{F}$ , it is shown in [2, Lemma 1.3] that  $\text{Holant}(\mathcal{F}) \equiv_T \text{Holant}(\mathcal{F} \cup \{f\})$ , which provides a powerful tool to build reductions.

By expressing signatures in matrix form, we find that certain constructions directly correspond to matrix operations.

Suppose  $f$  and  $g$  are two signatures, with  $\text{Var}(f) = \{x_1, \dots, x_n\}$  and  $\text{Var}(g) = \{y_1, \dots, y_m\}$ . If we connect the dangling edges  $\{x_{n-l+1}, \dots, x_n\}$  of  $f$  to  $\{y_1, \dots, y_l\}$  of  $g$ , we get the signature  $h_1$  which satisfies:

$$M_{h_1} = M_{x_1 \dots x_{n-l}, y_{l+1} \dots y_m} = M_{x_1 \dots x_{n-l}, x_{n-l+1} \dots x_n} \cdot M_{y_1 \dots y_l, y_{l+1} \dots y_m} = M_f \cdot M_g.$$

If we don't connect any edges, and just draw  $f$  on top of  $g$ , with  $f$  having  $p$  edges to the left and  $n - p$  edges to the right, and  $g$  having  $q$  edges to the left and  $m - q$  edges to the right, we get the signature  $h_2$  which satisfies:

$$M_{h_2} = M_{x_1 \dots x_p y_1 \dots y_q, x_{p+1} \dots x_n y_{q+1} \dots y_m} = M_{x_1 \dots x_p, x_{p+1} \dots x_n} \otimes M_{y_1 \dots y_q, y_{q+1} \dots y_m} = M'_f \otimes M'_g$$

where  $\otimes$  is the symbol for tensor product, and  $M'_f$  and  $M'_g$  are alternative forms of the same signatures  $f$  and  $g$ .

## 2.4 Polynomial Interpolation

The idea of polynomial interpolation is widely used in the field of counting complexity to retrieve the value of coefficients in a polynomial.

A basic form is that if we can obtain the value of the polynomial  $\sum_{i=0}^n c_i x^i$  for  $n + 1$  different assignments to  $x$ , then we can establish a system of linear equations, where the coefficients are  $x^i$  and the variables are  $c_i$ . Since the coefficient matrix of the system is a full-rank Vandermonde matrix, there is a unique solution for every  $c_i$ .

Suppose we can now obtain the value of the polynomial

$$\sum_{i_1+i_2+\dots+i_k=n} c_{i_1, i_2, \dots, i_k} x_{s,1}^{i_1} x_{s,2}^{i_2} \dots x_{s,k}^{i_k}$$

for different assignments to  $(x_{s,1}, x_{s,2}, \dots, x_{s,k})$  which follow the linear recurrence

$$\begin{pmatrix} x_{s,1} \\ x_{s,2} \\ \vdots \\ x_{s,k} \end{pmatrix} = A \begin{pmatrix} x_{s-1,1} \\ x_{s-1,2} \\ \vdots \\ x_{s-1,k} \end{pmatrix}$$

where  $A$  is the same  $k \times k$  matrix for all  $s$ . Then we have the following lemma. It is proved for  $k = 3$  by Cai, Lu and Xia [6], but the proof can be trivially generalized to any  $k$ .

► **Lemma 4.** *Suppose the linear recurrence satisfies:*

1.  $\det(A) \neq 0$ ,
2. The vector of initial assignment  $(x_{1,1}, x_{1,2}, \dots, x_{1,k})^T$  is not orthogonal to any row eigenvector of  $A$ , and
3. For all  $(d_1, d_2, \dots, d_k) \in \mathbb{Z}^k - \{0, 0, \dots, 0\}$  with  $d_1 + d_2 + \dots + d_k = 0$ ,  $\lambda_1^{d_1} \lambda_2^{d_2} \dots \lambda_k^{d_k} \neq 1$ , where  $\lambda_1, \lambda_2, \dots, \lambda_k$  are distinct eigenvalues of  $A$ .

Then all the coefficients  $c_{i_1, i_2, \dots, i_k}$  of the above polynomial can be computed in polynomial time.

Among the three conditions above, the third one is particularly difficult to verify. The authors used Galois theory to develop a general verification lemma for  $3 \times 3$  matrices. We can expand on the method used there to help verify our case of higher dimensions.

### 3 The #GDS Framework

In this section, we formally propose the #GDS (*Counting General Dominating Set*) framework, and then introduce a special type of signatures used in an important connection between #GDS and Holant.

#### 3.1 Definition

We firstly need a renewal of the definition of signature grids. A *vertex-assignment signature grid* over  $\mathcal{F}$ , denoted as  $\Omega_V(G, \pi)$ , has the same definition as a normal signature grid except for the following aspects: the arity of each signature  $f_v$  is the degree of  $v$  plus one. The vertex  $v$  itself corresponds to the first variable of  $f_v$ , while the vertices adjacent to  $v$  correspond to the rest. A 0-1 assignment  $\sigma_V$  is put over all vertices, and the evaluation of the vertex-assignment signature grid is instead  $\prod_{v \in V} f_v(\sigma_V|_{\{v\} \cup N(v)})$ , where  $N(v)$  is the set of neighbors of  $v$ .

► **Definition 5** (#GDS problems). *A #GDS problem,  $\#GDS(\mathcal{F})$ , parameterized by a set  $\mathcal{F}$  of Boolean complex-valued signatures of arity at least one, is defined as follows: Given an instance that is a vertex-assignment signature grid  $\Omega_V(G, \pi)$  over  $\mathcal{F}$ , the output is the partition function of  $\Omega_V$ ,*

$$\#GDS_{\Omega_V} = \sum_{\sigma_V: V \rightarrow \{0,1\}} \prod_{v \in V} f_v(\sigma_V|_{\{v\} \cup N(v)}).$$

The bipartite #GDS problem  $\#GDS(\mathcal{F} \mid \mathcal{G})$  is defined similarly as in Holant.

In this framework, we can also use the prior explained way of denoting symmetric signatures, with each variable having equal status as others regardless of whether it corresponds to the vertex itself or those adjacent to it. For example, #3R-DOMINATING SET is  $\#GDS([0, 1, 1, 1, 1])$ .

For the next two subsections, the rest of the paper does not depend on Propositions 6 to 9, but the notation defined in Section 3.3 and Theorem 10 are vital for Section 5.

#### 3.2 Equivalences with Holant

We observe that a non-bipartite Holant problem is equivalent to a bipartite #GDS problem, while a non-bipartite #GDS problem is equivalent to a domain-4 bipartite Holant problem.

► **Proposition 6** (Holant to #GDS). *Given a Holant( $\mathcal{F}$ ), where  $\mathcal{F}$  is a set of Boolean signatures, there exists a Boolean signature set  $\mathcal{G}$  such that*

$$\text{Holant}(\mathcal{F}) \equiv_T \#GDS(\mathcal{G} \mid [1, 1, 1, 1]).$$

$\mathcal{G}$  can be constructed in the following way. For each signature  $f \in \mathcal{F}$ , add a signature  $g$  to  $\mathcal{G}$ , where  $\text{arity}(g) = \text{arity}(f) + 1$ , and for each  $\alpha$  such that  $f(\alpha) = b$ , let  $g(0\alpha) = b$  and  $g(1\alpha) = 0$ .

**Proof.** Given an instance of Holant( $\mathcal{F}$ ), we show that it can be converted to an instance of #GDS( $\mathcal{G} \mid [1, 1, 1, 1]$ ) with the same output. The other direction is the reverse of this process.

Let  $G = (V, E)$  be the graph of this instance's signature grid. We add a degree-2 vertex to every edge, and let the new vertices be  $V'$ . We use this new bipartite graph for the #GDS instance.

For every  $v' \in V'$ , we put  $[1, 1, 1, 1]$ . This means for any degree-2 vertex, no matter how itself and its adjacent vertices are assigned, its own signature output would not affect the grid evaluation, so that it plays the role of a simple edge assignment in Holant.

For every  $v \in V$  with signature  $f$  in Holant, we put  $g$  as described above. This way, we practically force the original vertices to be assigned 0, so that their signatures in #GDS behave the same as in Holant without being affected by their own assignment. ◀

For the following equivalence, we define  $\neq_{(12)}$  to be the domain-4 binary signature that has the following signature matrix:

$$M_{\neq_{(12)}} = \begin{pmatrix} 1 & 0 & 0 & 0 \\ 0 & 0 & 1 & 0 \\ 0 & 1 & 0 & 0 \\ 0 & 0 & 0 & 1 \end{pmatrix}.$$

► **Proposition 7** (#GDS to domain-4 Holant). *Given #GDS( $\mathcal{F}$ ), where  $\mathcal{F}$  is a set of Boolean signatures, there exists a domain-4 signature set  $\mathcal{G}$  such that*

$$\#GDS(\mathcal{F}) \equiv_T \text{Holant}_4(\mathcal{G} \mid \neq_{(12)}).$$

$\mathcal{G}$  can be constructed in the following way. For each signature  $f \in \mathcal{F}$ , add a signature  $g$  to  $\mathcal{G}$ , where  $\text{arity}(g) = \text{arity}(f) - 1$ , and  $g$  satisfies:

$$g(\alpha) = \begin{cases} f(0\alpha) & \alpha \in \{0, 1\}^n \\ f(1(\alpha - \mathbf{2})) & \alpha \in \{2, 3\}^n, \\ 0 & \text{otherwise} \end{cases},$$

where  $n = \text{arity}(f) - 1$ , and  $\alpha - \mathbf{2}$  is the string over  $\{0, 1\}$  obtained by subtracting 2 from every digit of  $\alpha$ .

**Proof.** Basically, given an instance of the #GDS problem, we take its graph and assign each edge as if it encodes the assignment to both its incident vertices in #GDS. From every vertex's perspective, if it is assigned 0 (1, resp.) in #GDS, any of its incident edges should be assigned either 0 or 1 (2 or 3, resp.) in Holant<sub>4</sub>, depending on whether the other incident vertex is assigned 0 or 1 in #GDS.

This creates a problem of asymmetry, since if two adjacent vertices are assigned differently in #GDS, the edge in Holant<sub>4</sub> should be assigned 1 from one vertex's perspective, but 2 from the other's. Therefore, we put an additional  $\neq_{(12)}$  on every edge to account for the difference. ◀

The signature  $\neq_{(12)}$  can be converted to the domain-4 binary equality signature through holographic transformation (see [2, Section 1.3.2] for definition), making any #GDS problem also equivalent to a non-bipartite Holant<sub>4</sub> problem.

### 3.3 Writing It Apart

We write an  $n$ -arity signature  $f$  as  $\begin{pmatrix} f_0 \\ f_1 \end{pmatrix}$ , where  $f_0$  and  $f_1$  are both  $(n - 1)$ -arity signatures, if  $f$  satisfies  $f(0, x_1, \dots, x_{n-1}) = f_0(x_1, \dots, x_{n-1})$  and  $f(1, x_1, \dots, x_{n-1}) = f_1(x_1, \dots, x_{n-1})$ . We may call  $f_0$  and  $f_1$  as *sub-signatures* of  $f$ .

We derive some immediate facts from the  $\#P$ -hardness of  $\#3RPB\text{-VERTEX COVER}$  by Xia, Zhang and Zhao [28] using this notation.

► **Proposition 8.**  $\#3RPB\text{-VERTEX COVER}$  can be reduced to  $\text{PI-}\#GDS\left(\begin{pmatrix} [0, 0, 0, 1] \\ [1, 1, 1, 1] \end{pmatrix} \mid \begin{pmatrix} [0, 0, 0, 1] \\ [1, 1, 1, 1] \end{pmatrix}\right)$ , which is therefore  $\#P$ -hard.

**Proof.** In this  $\#GDS$  problem, if a vertex is assigned 0, all of its adjacent vertices have to be assigned 1; if a vertex is assigned 1, its adjacent vertices can be freely assigned without affecting the evaluation of this vertex — a clear equivalence to vertex cover. ◀

► **Proposition 9.**  $\#3RPB\text{-VERTEX COVER}$  can be reduced to  $\text{PI-}\#GDS\left(\begin{pmatrix} [1, 0, 0, 0] \\ [1, 0, 0, 0] \end{pmatrix} \mid \begin{pmatrix} [1, 1, 1, 2] \\ [1, 1, 1, 2] \end{pmatrix}\right)$ , which is therefore  $\#P$ -hard.

**Proof.** In this  $\#GDS$  problem, due to the signatures on the LHS, all vertices on the RHS have to be assigned 0, while the assignment to every vertex on the LHS still corresponds to whether or not it is in the vertex cover. Then for each vertex on the RHS, if all of its adjacent vertices are assigned 0, the vertex has a single choice of being assigned 1; if any of its adjacent vertices is assigned 1, the vertex has both choices of being assigned 0 and 1. These choices are reflected in the signatures on the RHS rather than the numerical assignment. ◀

Using this notation, we may express any  $\#(\sigma, \rho)\text{-SET}$  as a  $\#GDS$  problem where every signature can be written as  $\begin{pmatrix} f_\rho \\ f_\sigma \end{pmatrix}$ , in which  $f_\sigma$  and  $f_\rho$  are symmetric signatures, and for every  $x \in \sigma$  ( $x \notin \sigma$ , resp.), the value of  $f_\sigma$  on inputs with Hamming weight  $x$  (if allowed) is 1 (0, resp.), similar for  $f_\rho$ . For example,  $\#3R\text{-TOTAL DOMINATING SET}$  is  $\#GDS\left(\begin{pmatrix} [0, 1, 1, 1] \\ [0, 1, 1, 1] \end{pmatrix}\right)$ .

We may refer to signatures of the form  $\begin{pmatrix} f_0 \\ f_0 \end{pmatrix}$  as *uniform* signatures. Given a signature set  $\mathcal{F}_0$ , we define  $\begin{pmatrix} \mathcal{F}_0 \\ \mathcal{F}_0 \end{pmatrix}$  as  $\{f \mid f = \begin{pmatrix} f_0 \\ f_0 \end{pmatrix}, f_0 \in \mathcal{F}_0\}$ . For  $\#GDS$  problems with uniform signatures, we denote the signature of  $v$  as  $f_v = \begin{pmatrix} f_{v0} \\ f_{v0} \end{pmatrix}$ .

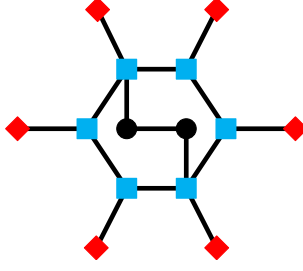
We then state an important equivalent relation between  $\#GDS$  and Holant.

► **Theorem 10.** Given a vertex-assignment signature grid  $\Omega = (G, \pi)$ , where  $G = (U, V, E)$  is a bipartite graph, and signature sets  $\mathcal{F} = \begin{pmatrix} \mathcal{F}_0 \\ \mathcal{F}_0 \end{pmatrix}$ ,  $\mathcal{G} = \begin{pmatrix} \mathcal{G}_0 \\ \mathcal{G}_0 \end{pmatrix}$ , we have the following:<sup>3</sup>

$$\#GDS_\Omega\left(\begin{pmatrix} \mathcal{F}_0 \\ \mathcal{F}_0 \end{pmatrix} \mid \begin{pmatrix} \mathcal{G}_0 \\ \mathcal{G}_0 \end{pmatrix}\right) = \text{Holant}_{\Omega_1}(\mathcal{F}_0 \mid \mathcal{EQ}) \times \text{Holant}_{\Omega_2}(\mathcal{EQ} \mid \mathcal{G}_0)$$

where  $\Omega_1$  and  $\Omega_2$  are Holant signature grids derived by replacing every  $\begin{pmatrix} f_0 \\ f_0 \end{pmatrix}$  with  $f_0$  on one side, and substituting every signature with an equality signature on the other.

<sup>3</sup> We denote the vertex-assignment signature grid as  $\Omega$  for simplicity. Although slightly repetitive, we use  $\#GDS_\Omega(\mathcal{F})$  to denote the value of  $\#GDS(\mathcal{F})$  over the instance  $\Omega$  for clarity; similar for Holant or the bipartite  $(\mathcal{F} \mid \mathcal{G})$ .



■ **Figure 1** An example gadget. Diamonds are external vertices ( $V_E$ ), squares are bridging vertices ( $V_B$ ), and circles are internal vertices ( $V_I$ ).

**Proof.** Let  $\sigma_U$  and  $\sigma_V$  be 0-1 assignments to  $U$  and  $V$  respectively. Based on Definition 5, we have:

$$\#\text{GDS}_\Omega = \sum_{\sigma_U: U \rightarrow \{0,1\}} \sum_{\sigma_V: V \rightarrow \{0,1\}} \prod_{u \in U} f_{u0}(\sigma_U|_{N(u)}) \prod_{v \in V} f_{v0}(\sigma_V|_{N(v)}) \quad (1)$$

$$= \sum_{\sigma_U: U \rightarrow \{0,1\}} \left( \left( \prod_{v \in V} f_{v0}(\sigma_V|_{N(v)}) \right) \left( \sum_{\sigma_V: V \rightarrow \{0,1\}} \prod_{u \in U} f_{u0}(\sigma_U|_{N(u)}) \right) \right) \quad (2)$$

$$= \left( \sum_{\sigma_V: V \rightarrow \{0,1\}} \prod_{u \in U} f_{u0}(\sigma_U|_{N(u)}) \right) \left( \sum_{\sigma_U: U \rightarrow \{0,1\}} \prod_{v \in V} f_{v0}(\sigma_V|_{N(v)}) \right) \quad (3)$$

$$= \text{Holant}_{\Omega_1} \times \text{Holant}_{\Omega_2}. \quad (4)$$

Step (2) is because  $N(v) \cap V = \emptyset$ , and therefore  $\prod_{v \in V} f_{v0}(\sigma_V|_{N(v)})$  is irrelevant to  $\sigma_V$  and can be extracted as a common factor; similar for step (3). ◀

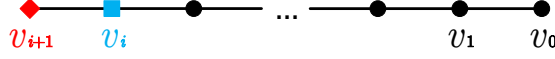
## 4 From Gadget Construction to #Dominating Set

In this section, we adapt the technique of gadget construction to the #GDS framework. Unlike gadget construction in Holant which cleanly separates external and internal edges, the formulation proves to be more complicated in #GDS. Combining gadget construction with polynomial interpolation can impose specific restrictions on the assignment of vertices (sometimes similar to a simulation of logic gates), as is demonstrated by a polynomial reduction from #3RP-MATCHING to #3RPBS-DOMINATING SET.

### 4.1 Gadget Construction in #GDS

A gadget consists of external, bridging and internal vertices (e.g. Figure 1). The external vertices  $V_E$  do not yet have signatures placed on them, and their edges to outside the gadget are undetermined, but they should be assigned values like other vertices. Other vertices have specific signatures, and their edges are explicitly defined within the gadget. Among these vertices, those that connect to at least one external vertex are the bridging vertices  $V_B$ . Other vertices not directly connected to external vertices are the internal vertices  $V_I$ .

Given a gadget, we similarly consider all possible assignments to vertices and calculate a sum-of-product as the gadget's signature. To differentiate from normal signatures, we call it the gadget's *gadgeture* (gadget-signature). (Note that Holant does not need this differentiation, since a gadget's signature also takes external edge assignment as input and



■ **Figure 2** A simple gadget.

outputs a value. A #GDS gadget does not only take external vertex assignment as input, as we will soon see.)

As the signatures of external vertices are undetermined, we exclude the evaluation of external vertices in the gadgeture. However, when the gadget is connected with other parts and the evaluation of external vertices is eventually needed, knowledge of the assignment to bridging vertices is also required to calculate the output of signatures placed on the external vertices then. Therefore, it is also imperative that we consider different bridging vertex assignments in the gadgeture.

In summary, let  $|V_E| = a$  and  $|V_B| = b$ , with external vertices being assigned  $\{x_1, \dots, x_a\}$  and bridging vertices being assigned  $\{y_1, \dots, y_b\}$ . The gadgeture of  $g : \{0, 1\}^{a+b} \rightarrow \mathbb{C}$  should take the assignment to both types of vertices as input, and return the value:

$$g(x_1, \dots, x_a, y_1, \dots, y_b) = \sum_{\sigma_V: V_I \rightarrow \{0,1\}} \prod_{v \in V_B \cup V_I} f_v(\sigma_{\hat{V}}|_{\{v\} \cup N(v)})$$

where  $\sigma_{\hat{V}} : V_E \cup V_B \cup V_I \rightarrow \{0, 1\}$  extends  $\sigma_V$  by incorporating  $\{x_1, \dots, x_a, y_1, \dots, y_b\}$ .

For an example of gadget construction and how a linear recurrence between gadgeture matrices can be deduced, we look at the formulation of the gadget shown in Figure 2. At the beginning, we construct  $H_1: V_E = \{v_1\}, V_B = \{v_0\}, V_I = \emptyset$ , with an edge between  $v_1$  and  $v_0$ . The signature put on  $v_0$  is  $[0, 1, 1]$  from #DOMINATING SET. Suppose  $v_1$  and  $v_0$  are assigned  $z_1$  and  $z_0$  respectively. The gadgeture  $g_1(z_1, z_0)$  of  $H_1$  is:

$$M_{g_1(z_1, z_0)} = \begin{pmatrix} g_1(0, 0) \\ g_1(0, 1) \\ g_1(1, 0) \\ g_1(1, 1) \end{pmatrix} = \begin{pmatrix} 0 \\ 1 \\ 1 \\ 1 \end{pmatrix}.$$

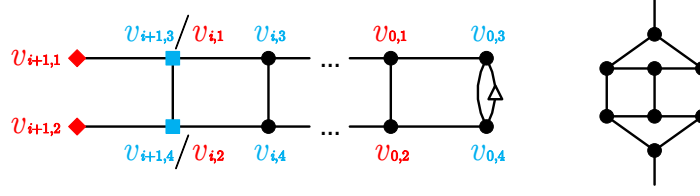
Suppose we now have  $H_i$ . We construct  $H_{i+1}$  by adding a new external vertex  $v_{i+1}$ , and connecting  $v_{i+1}$  to  $v_i$ , making it a bridging vertex, while the rest are internal vertices. We place  $[0, 1, 1, 1]$  on  $v_i$ . Since it is now made a bridging vertex, its signature output needs to be properly included in  $H_{i+1}$ 's gadgeture. We observe the following linear recurrence:

$$M_{g_{i+1}(z_{i+1}, z_i)} = \begin{pmatrix} g_{i+1}(0, 0) \\ g_{i+1}(0, 1) \\ g_{i+1}(1, 0) \\ g_{i+1}(1, 1) \end{pmatrix} = \begin{pmatrix} 0 & 1 & 0 & 0 \\ 0 & 0 & 1 & 1 \\ 1 & 1 & 0 & 0 \\ 0 & 0 & 1 & 1 \end{pmatrix} \begin{pmatrix} g_i(0, 0) \\ g_i(0, 1) \\ g_i(1, 0) \\ g_i(1, 1) \end{pmatrix}.$$

To demonstrate, we look at how the topmost element,  $g_{i+1}(0, 0)$ , is derived. This asks for both  $v_{i+1}$  and  $v_i$  to be assigned 0, while  $v_i$ 's signature output is multiplied into  $g_i$  to form the value of  $g_{i+1}$ . If  $v_{i-1}$  is also assigned 0,  $v_i$ 's signature output would be 0, i.e. there would be no vertex that dominates  $v_i$ . If  $v_{i-1}$  is assigned 1,  $v_i$ 's signature output would be 1. As  $v_i$  cannot be assigned 0 and 1 at the same time, the rest of the cases are not valid.

## 4.2 The Ladder Gadget

We now present a gadget shown in Figure 3, which we call the *ladder gadget*. All vertices have or will have the signature of  $[0, 1, 1, 1, 1]$ .



■ **Figure 3** *Left*: The ladder gadget. *Right*: The structure represented by the triangle in the ladder gadget. This is our go-to method of construction for reducing to 3-regular bipartite simple graphs, taking inspiration from [28].

The initial gadget  $H_0$  has the basic structure of  $V_E = \{v_{0,1}, v_{0,2}\}$ ,  $V_B = \{v_{0,3}, v_{0,4}\}$  and  $V_I$  being the vertices in the structure represented by the triangle, and the gadgeture being:

$$\begin{aligned} & M_{g_0(v_{0,1}, v_{0,2}, v_{0,3}, v_{0,4})} \\ &= (g_0(0, 0, 0, 0) \quad g_0(0, 0, 0, 1) \quad g_0(0, 0, 1, 0) \quad \dots \quad g_0(1, 1, 1, 1))^T \\ &= (57 \quad 179 \quad 179 \quad 194 \quad 96 \quad 179 \quad 179 \quad 194 \quad 96 \quad 179 \quad 179 \quad 194 \quad 165 \quad 179 \quad 179 \quad 194)^T, \end{aligned}$$

which can be calculated with Mathematica™ using the code in Appendix B.

Then, when we derive  $H_{i+1}$  from  $H_i$ , we add  $v_{i+1,1}$  and  $v_{i+1,2}$ , while letting  $v_{i,1}$  and  $v_{i,2}$  take the place of  $v_{i+1,3}$  and  $v_{i+1,4}$ . The linear recurrence then becomes:

$$\begin{pmatrix} g_{i+1}(0, 0, 0, 0) \\ g_{i+1}(0, 0, 0, 1) \\ g_{i+1}(0, 0, 1, 0) \\ g_{i+1}(0, 0, 1, 1) \\ g_{i+1}(0, 1, 0, 0) \\ g_{i+1}(0, 1, 0, 1) \\ g_{i+1}(0, 1, 1, 0) \\ g_{i+1}(0, 1, 1, 1) \\ g_{i+1}(1, 0, 0, 0) \\ g_{i+1}(1, 0, 0, 1) \\ g_{i+1}(1, 0, 1, 0) \\ g_{i+1}(1, 0, 1, 1) \\ g_{i+1}(1, 1, 0, 0) \\ g_{i+1}(1, 1, 0, 1) \\ g_{i+1}(1, 1, 1, 0) \\ g_{i+1}(1, 1, 1, 1) \end{pmatrix} = \begin{pmatrix} 0 & 0 & 0 & 1 & 0 & 0 & 0 & 0 & 0 & 0 & 0 & 0 & 0 & 0 & 0 & 0 \\ 0 & 0 & 0 & 0 & 1 & 1 & 1 & 1 & 0 & 0 & 0 & 0 & 0 & 0 & 0 & 0 \\ 0 & 0 & 0 & 0 & 0 & 0 & 0 & 0 & 1 & 1 & 1 & 1 & 0 & 0 & 0 & 0 \\ 0 & 0 & 0 & 0 & 0 & 0 & 0 & 0 & 0 & 0 & 0 & 0 & 1 & 1 & 1 & 1 \\ 0 & 0 & 1 & 1 & 0 & 0 & 0 & 0 & 0 & 0 & 0 & 0 & 0 & 0 & 0 & 0 \\ 0 & 0 & 0 & 0 & 1 & 1 & 1 & 1 & 0 & 0 & 0 & 0 & 0 & 0 & 0 & 0 \\ 0 & 0 & 0 & 0 & 0 & 0 & 0 & 0 & 1 & 1 & 1 & 1 & 0 & 0 & 0 & 0 \\ 0 & 0 & 0 & 0 & 0 & 0 & 0 & 0 & 0 & 0 & 0 & 0 & 1 & 1 & 1 & 1 \\ 0 & 1 & 0 & 1 & 0 & 0 & 0 & 0 & 0 & 0 & 0 & 0 & 0 & 0 & 0 & 0 \\ 0 & 0 & 0 & 0 & 1 & 1 & 1 & 1 & 0 & 0 & 0 & 0 & 0 & 0 & 0 & 0 \\ 0 & 0 & 0 & 0 & 0 & 0 & 0 & 0 & 1 & 1 & 1 & 1 & 0 & 0 & 0 & 0 \\ 0 & 0 & 0 & 0 & 0 & 0 & 0 & 0 & 0 & 0 & 0 & 0 & 1 & 1 & 1 & 1 \\ 1 & 1 & 1 & 1 & 0 & 0 & 0 & 0 & 0 & 0 & 0 & 0 & 0 & 0 & 0 & 0 \\ 0 & 0 & 0 & 0 & 1 & 1 & 1 & 1 & 0 & 0 & 0 & 0 & 0 & 0 & 0 & 0 \\ 0 & 0 & 0 & 0 & 0 & 0 & 0 & 0 & 1 & 1 & 1 & 1 & 0 & 0 & 0 & 0 \\ 0 & 0 & 0 & 0 & 0 & 0 & 0 & 0 & 0 & 0 & 0 & 0 & 1 & 1 & 1 & 1 \end{pmatrix} \begin{pmatrix} g_i(0, 0, 0, 0) \\ g_i(0, 0, 0, 1) \\ g_i(0, 0, 1, 0) \\ g_i(0, 0, 1, 1) \\ g_i(0, 1, 0, 0) \\ g_i(0, 1, 0, 1) \\ g_i(0, 1, 1, 0) \\ g_i(0, 1, 1, 1) \\ g_i(1, 0, 0, 0) \\ g_i(1, 0, 0, 1) \\ g_i(1, 0, 1, 0) \\ g_i(1, 0, 1, 1) \\ g_i(1, 1, 0, 0) \\ g_i(1, 1, 0, 1) \\ g_i(1, 1, 1, 0) \\ g_i(1, 1, 1, 1) \end{pmatrix}.$$

Similar to a technique used in [28], we observe that there exist some groups of elements in the gadgeture vector, where the elements within each group always equal one another for every  $i$ . These groups include:

$$\begin{aligned} & g_i(0, 0, 0, 0); \\ & g_i(0, 0, 0, 1) = g_i(0, 0, 1, 0) = g_i(0, 1, 0, 1) = g_i(0, 1, 1, 0) \\ & \quad = g_i(1, 0, 0, 1) = g_i(1, 0, 1, 0) = g_i(1, 1, 0, 1) = g_i(1, 1, 1, 0); \\ & g_i(0, 0, 1, 1) = g_i(0, 1, 1, 1) = g_i(1, 0, 1, 1) = g_i(1, 1, 1, 1); \\ & g_i(0, 1, 0, 0) = g_i(1, 0, 0, 0); \\ & g_i(1, 1, 0, 0). \end{aligned}$$

This means there are only five distinct values within each gadgeture vector. We can rewrite the initial vector and the recurrence as follows:

$$\begin{pmatrix} g_0(0,0,0,0) \\ g_0(0,0,0,1) \\ g_0(0,0,1,1) \\ g_0(0,1,0,0) \\ g_0(1,1,0,0) \end{pmatrix} = \begin{pmatrix} 57 \\ 179 \\ 194 \\ 96 \\ 165 \end{pmatrix}; \quad (5)$$

$$\begin{pmatrix} g_{i+1}(0,0,0,0) \\ g_{i+1}(0,0,0,1) \\ g_{i+1}(0,0,1,1) \\ g_{i+1}(0,1,0,0) \\ g_{i+1}(1,1,0,0) \end{pmatrix} = \begin{pmatrix} 0 & 0 & 1 & 0 & 0 \\ 0 & 2 & 1 & 1 & 0 \\ 0 & 2 & 1 & 0 & 1 \\ 0 & 1 & 1 & 0 & 0 \\ 1 & 2 & 1 & 0 & 0 \end{pmatrix} \begin{pmatrix} g_i(0,0,0,0) \\ g_i(0,0,0,1) \\ g_i(0,0,1,1) \\ g_i(0,1,0,0) \\ g_i(1,1,0,0) \end{pmatrix}. \quad (6)$$

We denote the  $5 \times 5$  recurrence matrix above as  $A_5$ .

Suppose we have a graph which includes  $n$  copies of  $H_s$ . Then the number of dominating sets can be expressed as the polynomial

$$\sum_{i_1+i_2+i_3+i_4+i_5=n} c_{i_1,i_2,i_3,i_4,i_5} x_{s,1}^{i_1} x_{s,2}^{i_2} x_{s,3}^{i_3} x_{s,4}^{i_4} x_{s,5}^{i_5} \quad (7)$$

with

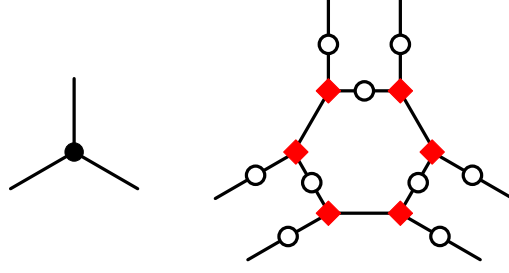
$$\begin{pmatrix} x_{s,1} \\ x_{s,2} \\ x_{s,3} \\ x_{s,4} \\ x_{s,5} \end{pmatrix} = \begin{pmatrix} g_s(0,0,0,0) \\ g_s(0,0,0,1) \\ g_s(0,0,1,1) \\ g_s(0,1,0,0) \\ g_s(1,1,0,0) \end{pmatrix}. \quad (8)$$

In order to retrieve the coefficients of (7), the recurrence (6) needs to satisfy the requirements in Lemma 4. The first two requirements can be easily verified. We then prove that the third requirement is also fulfilled. The proof uses some basic Galois theory.

► **Lemma 11.** *For all  $(d_1, d_2, d_3, d_4, d_5) \in \mathbb{Z}^5 - \{0, 0, 0, 0, 0\}$  with  $d_1 + d_2 + d_3 + d_4 + d_5 = 0$ ,  $\lambda_1^{d_1} \lambda_2^{d_2} \lambda_3^{d_3} \lambda_4^{d_4} \lambda_5^{d_5} \neq 1$ , where  $\lambda_1, \dots, \lambda_5$  are distinct eigenvalues of  $A_5$ .*

**Proof.** The characteristic polynomial of  $A_5$  is  $f(x) = -x^5 + 3x^4 + 2x^3 + 2x^2 - x - 1$ , which can be verified to be irreducible over  $\mathbb{Q}$ , and have exactly two non-real complex roots. It is known that the Galois group  $G$  of a degree- $p$  irreducible polynomial (where  $p$  is a prime number) which has exactly two non-real complex roots is isomorphic to the symmetric group  $S_p$  (see Lemma 9.3.3 in [19]).

If there did exist a non-trivial assignment to  $(d_1, d_2, d_3, d_4, d_5)$  which lets  $\lambda_1^{d_1} \lambda_2^{d_2} \lambda_3^{d_3} \lambda_4^{d_4} \lambda_5^{d_5} = 1$ , there must be at least two among the five exponents that are different. Due to the Galois group being  $S_p$ , we could assume with loss of generality that  $d_1 \neq d_2$ , for otherwise if it is another pair that is different, say  $d_3 \neq d_4$ , we can use the  $\mathbb{Q}$ -automorphism (automorphism of the splitting field of  $f$  over  $\mathbb{Q}$  which keeps  $\mathbb{Q}$  invariant)  $g$  out of  $G$  which has  $g(\lambda_3) = \lambda_1$  and  $g(\lambda_4) = \lambda_2$  to permute the roots to achieve the desired form. It is also due to the ability to freely permute the roots that we would have  $\lambda_2^{d_1} \lambda_1^{d_2} \lambda_3^{d_3} \lambda_4^{d_4} \lambda_5^{d_5} = 1$ , which means  $\frac{\lambda_1}{\lambda_2}$  would be a root of unity. Similarly, we could get that for every  $s, t = 1, \dots, 5$  where  $s \neq t$ ,  $\frac{\lambda_s}{\lambda_t}$  must be a root of unity, which is false. ◀



■ **Figure 4** The reduction from counting matchings to counting dominating sets. Hollow circles represent ladder gadgets, with each diamond being an external vertex of two ladder gadgets.

### 4.3 Reducing to #Dominating Set

Using the ladder gadget, we can prove Theorem 1.

**Proof of Theorem 1.** Let  $G = (V, E)$  be a 3-regular planar graph with  $n$  vertices. As shown in Figure 4, we convert every vertex of  $G$  into a hexagon, and every edge of  $G$  into a pair of edges connecting pairs of adjacent vertices; then, we substitute certain edges with copies of the ladder gadget  $H_s$  for the same  $s$ , using the vertices of the hexagons as external vertices. The resulting graph  $G'_s$  is also 3-regular and planar, and does not contain any cycle of odd length or multiple edges. Therefore, it is a 3-regular planar bipartite simple graph.

$G'_s$  now contains  $6n$  copies of  $H_s$ . As expected of the ladder gadgets, the vertex-assignment signature grid  $\Omega_s$  puts  $[0, 1, 1, 1, 1]$  on all vertices, so that the #GDS value is exactly the number of dominating sets of  $G'_s$ . The #GDS value of  $\Omega_s$  can then be written as

$$\sum_{i_1+i_2+i_3+i_4+i_5=6n} c_{i_1, i_2, i_3, i_4, i_5} x_{s,1}^{i_1} x_{s,2}^{i_2} x_{s,3}^{i_3} x_{s,4}^{i_4} x_{s,5}^{i_5}.$$

By calculating the #GDS value of enough instances of  $\Omega_s$  with different  $s$ , and doing polynomial interpolation (which is feasible due to Lemma 4), we are able to retrieve the coefficients. Specifically, by retrieving all  $c_{i_1, 0, 0, 0, i_5}$  (where  $i_1 + i_5 = 6n$ ), we obtain all the cases where the assignment to both of the external vertices is the same within each ladder gadget. In these cases, the six external vertices in every hexagon consist of three pairs, each equally assigned, and the four external vertices of every pair of ladder gadgets derived from the same edge in  $G$  are equally assigned, representing an edge assignment in  $G$ .

Recall that the output of a gadgeture includes the signature output of bridging and internal vertices, but excludes that of external vertices. For a specific vertex assignment, the evaluation of  $\Omega_s$  is the product of all gadgeture outputs as well as the signature outputs of all external vertices. Essentially, for the evaluation to be non-zero, all external vertices should be dominated. We observe that the six external vertices in every hexagon are all dominated if and only if at least two of three pairs are assigned 1. This corresponds to selecting edges in the original  $G$  such that at least two of three edges incident to every vertex are chosen. Formally,  $\sum_{i_1+i_5=6n} c_{i_1, 0, 0, 0, i_5}$  equals the output of  $\text{Pl-Holant}([0, 0, 1, 1])$  (which is equivalent to  $\text{Pl-Holant}([1, 1, 0, 0])$  by flipping 0's and 1's in the edge assignment, proved #P-hard as #3RP-MATCHING in [28, Section 5]) on  $G$ . Therefore, a polynomial reduction has been established from #3RP-MATCHING to #3RPBS-DOMINATING SET. ◀

► **Remark 12.** If we lift the restriction of simple graph, we can trivially reduce #3RPBS-DOMINATING SET to # $k$ RPB-DOMINATING SET for every  $k > 3$  by adding multiple edges.

► **Remark 13.** By retrieving all  $c_{i_1,0,0,0,i_5}$ , we essentially simulate the logic gate XNOR. The ladder gadget can also simulate other common logic gates such as AND, OR, XAND and XOR. For example, OR can be simulated by retrieving  $c_{0,0,0,i_4,i_5}$  (where  $i_4 + i_5 = n$ ). This can be done since  $g_s(0, 1, 0, 0)$  equals and only equals  $g_s(1, 0, 0, 0)$ , making these two together a case separate from others, and together with the case of  $g_s(1, 1, 0, 0)$  forms all the cases of OR. However, the ability to use these simulations also depends on the condition of the signatures of the external vertices having non-zero output, like in Theorem 1.

## 5 From Powered Holant to #Total Dominating Set

In this section, we explore a specific case within uniform signatures that would allow  $\text{Holant}_{\Omega_1} = \text{Holant}_{\Omega_2}$  in the context of Theorem 10. The #GDS value then equals the square of a Holant value. This leads to the study of a powered version of Holant, which naturally generates a dichotomy of #GDS. However, it cannot apply directly to #TOTAL DOMINATING SET, so we establish a reduction through problems defined on the class of symmetric bipartite graphs in order to prove its hardness.

### 5.1 The Power of Holant

We introduce a few notations first.

► **Definition 14.**  $\text{Holant}(=_{\bar{k}} | M | =_{\bar{k}})$ , where  $M_{x_1, x_2}$  is a  $2 \times 2$  matrix, is a form of Holant problem where  $G = (U, V, W, E)$  is a tripartite graph, the vertices in  $U \cup W$  are all assigned  $=_{\bar{k}}$  and disjoint from one another, and the vertices in  $V$  are all of degree 2 and assigned  $M$ , with the edges corresponding to  $x_1$  and  $x_2$  always connecting to  $U$  and  $W$  respectively.

Here  $M$  directly refers to a signature. This type of problems is related to the edge-weighted version of counting graph homomorphisms [8], but here  $M$  is allowed to be asymmetric, as long as all of it are placed along the same direction in the graph, as explained by the last bit in the definition.

Every  $\text{Holant}(=_{\bar{k}} | M | =_{\bar{k}})$  is equivalent to a  $\text{Holant}(f | =_{\bar{k}})$ , where  $f = (=_{\bar{k}})M^{\otimes k}$ . The converse however is not true, which is detailed in [2].

► **Definition 15.**  $\text{Holant}^k(\mathcal{F})$ , where  $k \in \mathbb{Z}^+$ , is a problem that calculates for every instance  $\Omega$ :

$$(\text{Holant}^k)_{\Omega} = (\text{Holant}_{\Omega})^k.$$

We now consider the case of  $\#GDS\left(\begin{pmatrix} f_0 \\ f_0 \end{pmatrix} \mid \begin{pmatrix} f_0 \\ f_0 \end{pmatrix}\right)$ , where  $f_0 = (=_{\bar{k}})M^{\otimes k}$  is an arity- $k$  signature and  $M$  is a  $2 \times 2$  matrix.

If  $M$  is symmetric, i.e.  $M = \begin{pmatrix} x & y \\ y & z \end{pmatrix}$ , we find that  $\text{Holant}(f_0 | =_{\bar{k}})$  and  $\text{Holant}(=_{\bar{k}} | f_0)$  are both precisely  $\text{Holant}(=_{\bar{k}} | M | =_{\bar{k}})$ . If we calculate the values of the problems on the same graph, by converting the problems to  $\text{Holant}(=_{\bar{k}} | M | =_{\bar{k}})$ , i.e. adding a new vertex on every edge and attaching the signature  $M$ , while changing every  $f_0$  to  $=_{\bar{k}}$ , we actually get the exact same signature grid, so the values are the same.

If  $M$  is asymmetric but  $M(0, 0) = M(1, 1)$ , i.e.  $M = \begin{pmatrix} x & y \\ z & x \end{pmatrix}$ ,  $\text{Holant}(=_{\bar{k}} | f_0)$  is still equivalent to  $\text{Holant}(=_{\bar{k}} | M | =_{\bar{k}})$  by flipping 0's and 1's in the edge assignment.

From Theorem 10, we then immediately get the following corollary:

► **Corollary 16.** *Given a  $k$ -regular bipartite graph  $G = (U, V, E)$ , and signature  $f_0 = (=_k)M^{\otimes k}$ , where  $M = \begin{pmatrix} x & y \\ y & z \end{pmatrix}$  or  $\begin{pmatrix} x & y \\ z & x \end{pmatrix}$ , we have the following:*<sup>4</sup>

$$\#\text{GDS}_G\left(\begin{pmatrix} f_0 \\ f_0 \end{pmatrix} \mid \begin{pmatrix} f_0 \\ f_0 \end{pmatrix}\right) = (\text{Holant}^2)_G(f_0 \mid =_k).$$

This motivates us to study the complexity of  $\text{Holant}^k$ . If all signatures of  $\mathcal{F}$  always output non-negative real numbers, it is clear that  $\text{Holant}^k(\mathcal{F}) \equiv_T \text{Holant}(\mathcal{F})$ , but otherwise, while  $\text{Holant}^k(\mathcal{F}) \leq_T \text{Holant}(\mathcal{F})$  still trivially holds, it is not obvious that  $\text{Holant}(\mathcal{F}) \leq_T \text{Holant}^k(\mathcal{F})$ . Our approach is to adapt the proofs throughout [18] (which gives a dichotomy for  $\text{Holant}([a, 1, b] \mid =_3)$  and  $\text{PI-Holant}([a, 1, b] \mid =_3)$  where  $a, b \in \mathbb{C}$ ), [4] and [3] (which give dichotomies respectively for  $\text{Holant}([q_0, q_1, q_2, q_3] \mid =_3)$  and  $\text{PI-Holant}([q_0, q_1, q_2, q_3] \mid =_3)$  where  $q_i \in \mathbb{Q}$ ,  $i = 0, 1, 2, 3$ ) to verify that the same categorization still stands for the dichotomy of the  $\text{Holant}^k$  version, which becomes Theorem 17. We defer the full proof to Appendix A.

► **Theorem 17** (generalized from [4, Theorem 8.1] and [3, Theorem 2.1]).  $\text{Holant}^k(f \mid =_3)$ , where  $f = [q_0, q_1, q_2, q_3]$ ,  $q_i \in \mathbb{Q}$ ,  $i = 0, 1, 2, 3$  and  $k \in \mathbb{Z}^+$ , is  $\#P$ -hard except in the following cases, for which the problem is in  $FP$ :

1.  $f$  is degenerate, i.e. there exists a unary signature  $u$  such that  $f = u^{\otimes 3}$ ;
2.  $f$  is Gen-Eq, i.e.  $f = [a, 0, 0, b]$  for some  $a, b$ ;
3.  $f$  is affine, i.e.  $f = [a, 0, \pm a, 0]$ ,  $[0, a, 0, \pm a]$ ,  $[a, -a, -a, a]$ ,  $[a, a, -a, -a]$  for some  $a$ .

If we restrict the input to planar graphs, there are two additional categories that fall under  $FP$ , while all other cases remain  $\#P$ -hard:

4.  $f = [a, b, b, a]$  or  $[a, b, -b, -a]$  for some  $a, b$ ;
5.  $f = [3a + b, -a - b, -a + b, 3a - b]$  for some  $a, b$ .

Then, by letting  $k = 2$  and applying Corollary 16, we have:

► **Corollary 18.**  $\#\text{GDS}\left(\begin{pmatrix} f_0 \\ f_0 \end{pmatrix} \mid \begin{pmatrix} f_0 \\ f_0 \end{pmatrix}\right)$ , where  $f_0 = [q_0, q_1, q_2, q_3] = (=_3)M^{\otimes 3}$ ,  $q_i \in \mathbb{Q}$ ,  $i = 0, 1, 2, 3$  and  $M = \begin{pmatrix} x & y \\ y & z \end{pmatrix}$  or  $\begin{pmatrix} x & y \\ z & x \end{pmatrix}$ , is  $\#P$ -hard except cases 1 to 3 listed in Theorem 17, for which the problem is in  $FP$ . If we restrict the input to planar graphs, there are also cases 4 and 5 in Theorem 17 that fall under  $FP$ , while all other cases remain  $\#P$ -hard.

## 5.2 Holant for Symmetric Bipartite Graphs

For  $\#3\text{RB-TOTAL DOMINATING SET}$ ,  $f_0 = [0, 1, 1, 1] = (=_3)M^{\otimes 3}$ , where  $M = \begin{pmatrix} -1 & 0 \\ 1 & 1 \end{pmatrix}$ , which does not fall inside the known cases in Corollary 18. The issue is that if  $M$  is not of either form and the input graph is unrestricted,  $\text{Holant}_{\Omega_1}$  and  $\text{Holant}_{\Omega_2}$  in Theorem 10 is not guaranteed to be the same value, so we cannot convert the problem to another single problem such as  $\text{Holant}^2$ .

This gives us the idea of restricting the input graph to symmetric bipartite graphs, which have been defined in some research such as [7, 14]. We use the definition in [14]—a bipartite graph  $G = (U = \{u_1, \dots, u_n\}, V = \{v_1, \dots, v_n\}, E)$  is *symmetric* if there exists a labeling of

<sup>4</sup> With a slight abuse of notation, if there is only one signature on each side, and the edge ordering does not matter or is already specified within the definition of the problem (e.g. in Definition 14), we write  $\#\text{GDS}_G$  and  $\text{Holant}_G$  for the output of a given signature grid  $\Omega = (G, \pi)$ .

the vertices such that  $\forall i, j \in \{1, \dots, n\}, (u_i, v_j) \in E \Leftrightarrow (u_j, v_i) \in E$ . In other words, we can get the exact same graph by exchanging  $U$  and  $V$  (changing  $u_i$  to  $v_i$  and vice versa) and renumbering the vertices within each set.

We write  $\text{SymB-}\#\text{GDS}(\mathcal{F} \mid \mathcal{G})$  and  $\text{SymB-Holant}(\mathcal{F} \mid \mathcal{G})$  for the problems of  $\#\text{GDS}(\mathcal{F} \mid \mathcal{G})$  and  $\text{Holant}(\mathcal{F} \mid \mathcal{G})$  on symmetric bipartite graphs. We then have the following lemma:

► **Lemma 19.** *For any signature sets  $\mathcal{F}, \mathcal{G}$ , and signature grids  $\Omega_1 = (G, \pi_1)$  and  $\Omega_2 = (G, \pi_2)$  where  $G = (U = \{u_1, \dots, u_n\}, V = \{v_1, \dots, v_n\}, E)$  is a symmetric bipartite graph, and  $\forall i \in \{1, \dots, n\}, \pi_1$  assigns to  $u_i$  ( $v_i$ , resp.) the same signature with the same edge ordering as  $\pi_2$  assigns to  $v_i$  ( $u_i$ , resp.), we have*

$$\text{SymB-Holant}_{\Omega_1}(\mathcal{F} \mid \mathcal{G}) = \text{SymB-Holant}_{\Omega_2}(\mathcal{G} \mid \mathcal{F}).$$

**Proof.** For any edge assignment  $\sigma_1$  to  $\Omega_1$ , there is a one-to-one correspondence to an edge assignment  $\sigma_2$  to  $\Omega_2$  by letting  $\sigma_1((u_i, v_j)) = \sigma_2((v_i, u_j))$  for any  $(u_i, v_j) \in E$ . Then, denoting  $f_i$  ( $g_i$ , resp.) as the signature from  $\mathcal{F}$  ( $\mathcal{G}$ , resp.) assigned to  $u_i$  in  $\pi_1$  and  $v_i$  in  $\pi_2$  ( $v_i$  in  $\pi_1$  and  $u_i$  in  $\pi_2$ , resp.), we have:

$$\prod_{i=1}^n f_i(\sigma_1|_{E(u_i)}) \prod_{j=1}^n g_j(\sigma_1|_{E(v_j)}) = \prod_{i=1}^n f_i(\sigma_2|_{E(v_i)}) \prod_{j=1}^n g_j(\sigma_2|_{E(u_j)}).$$

By adding  $\sum_{\sigma_1: E \rightarrow \{0,1\}}$  to the front of the LHS of this equation, and  $\sum_{\sigma_2: E \rightarrow \{0,1\}}$  to the front of the RHS, we get the equation in the lemma. ◀

Then, combining Theorem 10 and Lemma 19, we have the following corollary:

► **Corollary 20.** *Given a  $k$ -regular symmetric bipartite graph  $G = (U, V, E)$ , and arity- $k$  symmetric signature  $f_0$ , we have the following:*

$$\text{SymB-}\#\text{GDS}_G\left(\begin{pmatrix} f_0 \\ f_0 \end{pmatrix} \mid \begin{pmatrix} f_0 \\ f_0 \end{pmatrix}\right) = (\text{SymB-Holant}^2)_G(f_0 \mid =_k).$$

From this equality, we know that:

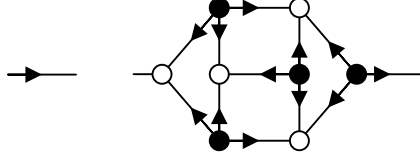
$$\text{SymB-PI-}\#\text{GDS}\left(\begin{pmatrix} [0, 1, 1, 1] \\ [0, 1, 1, 1] \end{pmatrix} \mid \begin{pmatrix} [0, 1, 1, 1] \\ [0, 1, 1, 1] \end{pmatrix}\right) \equiv_T \text{SymB-PI-Holant}^2([0, 1, 1, 1] \mid =_3). \quad (9)$$

Therefore, by proving the  $\#\text{P}$ -hardness of the latter problem on simple graphs, we can prove  $\#\text{3RPBS-TOTAL DOMINATING SET}$ , in fact with another restriction of being on symmetric bipartite graphs. But it is also because of this restriction that Theorem 17 does not directly apply, so ideally we need to find a way to reduce a certain  $\text{Holant}^k(f \mid =_3)$  to the problem.

An important part of the reduction would be to take any bipartite graph and construct a symmetric bipartite graph. We use the simple method of making another copy of the graph, but exchanging the two sides before adding it to the original copy as a separate component. Formally, for  $G = (U, V, E)$ , we make a copy  $G' = (V', U', E')$  where we put  $V'$  and  $U'$  on the LHS and RHS respectively without changing the edges, and denote  $G^2$  as the graph  $(U \cup V', V \cup U', E \cup E')$ .

To see that  $G^2$  is symmetric, we label  $U = \{u_1, \dots, u_n\}$ ,  $V = \{v_{n+1}, \dots, v_{n+m}\}$ ,  $U' = \{v_1, \dots, v_n\}$  and  $V' = \{u_{n+1}, \dots, u_{n+m}\}$  (notice the unusual labeling of  $U'$  and  $V'$ ), where  $v_i$  is copied from  $u_i$  for  $i \in \{1, \dots, n\}$  and  $u_j$  is copied from  $v_j$  for  $j \in \{n+1, \dots, n+m\}$ . Then it can be easily seen that  $(u_i, v_j) \in E \cup E' \Leftrightarrow (v_i, u_j) \in E \cup E'$  for  $i, j \in \{1, \dots, n+m\}$ .

We observe that  $\text{Holant}_{G^2}(f \mid =_3) = \text{Holant}_G(f \mid =_3) \times \text{Holant}_{G'}(f \mid =_3)$  for any symmetric signature  $f$ . Per the analysis in Section 5.1, we know that  $\text{Holant}_G(f \mid =_3) = \text{Holant}_{G'}(f \mid =_3)$



■ **Figure 5** *Left*: The arrow used to represent  $M$ , highlighting that it is asymmetric and has a sense of direction, with the assignment to the edge connected to the arrow's tail and head corresponding to the row and column index of  $M$  respectively. *Right*: The recursive gadget, where solid and hollow circles are  $=_3$  on different sides, taking inspiration from [28] similar to Figure 3. Note that though we are drawing the recursive gadget with the binary signature  $M$ , it can also be reinterpreted as being built solely from an arity-3  $f$  and  $=_3$ , thus being usable in our reductions.

is guaranteed if  $f = (=_{=3})M^{\otimes 3}$ , where  $M = \begin{pmatrix} x & y \\ y & z \end{pmatrix}$  or  $\begin{pmatrix} x & y \\ z & x \end{pmatrix}$ . Therefore, for any such  $f$  and any  $k \in \mathbb{Z}^+$ , we actually have

$$\text{Holant}^{2k}(f \mid =_3) \leq_T \text{SymB-Holant}^k(f \mid =_3),$$

which also preserves any graph class restrictions. We then have the following lemma.

▶ **Lemma 21.** *SymB-Holant $^k(f \mid =_3)$ , where  $f = [q_0, q_1, q_2, q_3] = (=_{=3})M^{\otimes 3}$ ,  $q_i \in \mathbb{Q}$ ,  $i = 0, 1, 2, 3$ ,  $M = \begin{pmatrix} x & y \\ y & z \end{pmatrix}$  or  $\begin{pmatrix} x & y \\ z & x \end{pmatrix}$  and  $k \in \mathbb{Z}^+$ , is #P-hard except cases 1 to 3 listed in Theorem 17, for which the problem is in FP. If we restrict the input to planar graphs, there are also cases 4 and 5 in Theorem 17 that fall under FP, while all other cases remain #P-hard.*

### 5.3 Reducing to #Total Dominating Set

We now complete the reduction that proves Theorem 2.

We use the term *symmetric tripartite graph* here to refer to a tripartite graph  $G = (U, V, W, E)$  that satisfies:

1. the graph requirements in Definition 14;
2. if for every  $v \in V$  (suppose  $(u, v), (v, w) \in E$ ,  $u \in U$ ,  $w \in W$ ) we delete  $v$  and directly connect  $u$  and  $w$ , we get a symmetric bipartite graph.

We write  $\text{SymB-Holant}(=_{=k} \mid M \mid =_{=k})$  for any Holant problem on such symmetric tripartite graphs.

**Proof of Theorem 2.** Due to Lemma 21 and equivalence (9), we would only need to reduce from a known #P-hard case there to  $\text{SymB-PI-Holant}^2([0, 1, 1, 1] \mid =_3)$  on simple graphs.

By rewriting the problem as  $\text{SymB-PI-Holant}^2(=_{=3} \mid M \mid =_{=3})$ , where  $M = \begin{pmatrix} -1 & 0 \\ 1 & 1 \end{pmatrix}$ , we see an opportunity to do interpolation. As depicted in Figure 5, we define  $H_0$  to be a simple  $M$ , and  $H_s$  to be the gadget built by starting from  $M$  and connecting the recursive gadget  $s$  times to the right. We calculate the signature matrix of  $H_s$  to be

$$M \cdot \begin{pmatrix} 4 & 5 \\ 6 & 7 \end{pmatrix}^s = MP \begin{pmatrix} \lambda_1^s & 0 \\ 0 & \lambda_2^s \end{pmatrix} P^{-1}, \quad (10)$$

where  $\lambda_1 = \frac{1}{2}(11 - \sqrt{129})$ ,  $\lambda_2 = \frac{1}{2}(11 + \sqrt{129})$ .

Suppose the graph  $G$  of an instance of a #P-hard  $\text{SymB-PI-Holant}^2(=3 | M' | =3)$  has  $m$  vertices assigned  $M'$ . By substituting every  $M'$  with  $H_s$ , the resulting graph  $G_s$  is still a symmetric tripartite graph. Similar to [4, Lemma 2.2], by treating  $\lambda_1$  and  $\lambda_2$  as variables and imagining  $H_s$  is split according to how the matrices are multiplied in (10), we can write

$$\text{SymB-PI-Holant}_{G_s}^2 = \left( \sum_{i+j=m} c_{i,j} (\lambda_1^i \lambda_2^j)^s \right)^2 = \sum_{i+j=2m} c'_{i,j} (\lambda_1^i \lambda_2^j)^s.$$

Since we are reducing between  $\text{Holant}^k$  with the same  $k = 2$ , as long as  $\frac{\lambda_1}{\lambda_2}$  is not a root of unity, by considering the  $\text{Holant}$  sum over  $2m + 1$  different values of  $s$ , we can retrieve all  $c'_{i,j}$  and substitute  $\lambda_1$  and  $\lambda_2$  with our desired values to obtain the  $\text{Holant}$  sum of the desired problem without ever considering the values of the original coefficients  $c_{i,j}$ . We have (up to a scalar multiple):

$$MP \begin{pmatrix} -19 + \sqrt{129} & 0 \\ 0 & -19 - \sqrt{129} \end{pmatrix} P^{-1} = \begin{pmatrix} 11 & -5 \\ -5 & -3 \end{pmatrix};$$

$$(=3) \begin{pmatrix} 11 & -5 \\ -5 & -3 \end{pmatrix}^{\otimes 3} = [603, -340, 115, -76].$$

We have  $\text{SymB-PI-Holant}^2([603, -340, 115, -76] | =3) \leq_T \text{SymB-PI-Holant}^2([0, 1, 1, 1] | =3)$ , and that we can apply Lemma 21 to the former problem, where it does not fall within the tractable cases. If we do not include  $s = 0$  in the  $2m + 1$  different values, we would also have transformed the original graph to simple graphs during the reduction. ◀

## 6 Conclusion and Discussion

The #GDS framework serves as our model for studying the counting versions of domination-type problems (and more), analogous to  $\text{Holant}$ . Section 4 presents the theoretical development of gadget construction in #GDS. Section 5 delves into the connection between #GDS problems with uniform signatures and the powered versions of  $\text{Holant}$  problems.

In summary, we are able to apply or adapt techniques that are most well-known in traditional frameworks such as  $\text{Holant}$  to the study of the complexity of counting domination-type problems. This may represent a key step toward developing more universal techniques within this framework, comparable to the powerful holographic reduction in  $\text{Holant}$  (see [2, Section 1.3.2]). To achieve this, the formal gap between gadgetures and proper signatures may need to be bridged.

There also exists the potential of forming complete dichotomies within this framework. There are difficulties, however, such as the intricacy of symbolic computation due to how our reductions are established, and the restrictive conditions for certain lemmas to hold. For example, if an arity-3 signature  $f$  cannot equal  $(=3)M^{\otimes 3}$  for any  $M$ , a lemma as straightforward as Lemma 21 would not apply.

---

## References

- 1 Alan A. Bertossi. Dominating sets for split and bipartite graphs. *Information Processing Letters*, 19(1):37–40, 1984. doi:10.1016/0020-0190(84)90126-1.
- 2 Jin-Yi Cai and Xi Chen. *Complexity dichotomies for counting problems: Volume 1, Boolean domain*. Cambridge University Press, 2017.

- 3 Jin-Yi Cai and Austen Z. Fan. Planar 3-way edge perfect matching leads to a holant dichotomy, 2023. URL: <https://arxiv.org/abs/2303.16705>.
- 4 Jin-Yi Cai, Austen Z. Fan, and Yin Liu. Bipartite 3-regular counting problems with mixed signs. *Journal of Computer and System Sciences*, 135:15–31, 2023. doi:10.1016/j.jcss.2023.01.006.
- 5 Jin-Yi Cai and Jin Soo Ihm. Holant\* dichotomy on domain size 3: A geometric perspective. In *52nd International Colloquium on Automata, Languages, and Programming (ICALP 2025)*, volume 334 of *LIPICs*, pages 148:1–148:18, 2025. doi:10.4230/LIPICs.ICALP.2025.148.
- 6 Jin-Yi Cai, Pinyan Lu, and Mingji Xia. Holographic reduction, interpolation and hardness. *comput. complex.*, 21:573–604, 2012. doi:10.1007/s00037-012-0044-6.
- 7 Grant Cairns and Stacey Mendan. Symmetric bipartite graphs and graphs with loops. *Discrete Mathematics & Theoretical Computer Science*, 17(1), February 2015. doi:10.46298/dmtcs.2119.
- 8 Martin Dyer and Catherine Greenhill. The complexity of counting graph homomorphisms. *Random Structures & Algorithms*, 17(3-4):260–289, 2000. doi:10.1002/1098-2418(200010/12)17:3/4<260::AID-RSA5>3.0.CO;2-W.
- 9 Jacob Focke, Dániel Marx, Fionn Mc Inerney, Daniel Neuen, Govind S. Sankar, Philipp Schepper, and Philip Wellnitz. Tight complexity bounds for counting generalized dominating sets in bounded-treewidth graphs. In *Proceedings of the 2023 Annual ACM-SIAM Symposium on Discrete Algorithms (SODA)*, pages 3664–3683, 2023. doi:10.1137/1.9781611977554.ch140.
- 10 Teresa W. Haynes, Stephen T. Hedetniemi, and Peter J. Slater. *Domination in graphs: Advanced topics*, volume 209 of *Pure and applied mathematics*. Dekker, 1998.
- 11 Teresa W. Haynes, Stephen T. Hedetniemi, and Peter J. Slater. *Fundamentals of domination in graphs*, volume 208 of *Pure and applied mathematics*. Dekker, 1998.
- 12 Harry B. Hunt, Madhav V. Marathe, Venkatesh Radhakrishnan, and Richard E. Stearns. The complexity of planar counting problems. *SIAM Journal on Computing*, 27(4):1142–1167, 1998. doi:10.1137/S0097539793304601.
- 13 David S. Johnson. The np-completeness column: An ongoing guide. *Journal of Algorithms*, 5(1):147–160, 1984. doi:10.1016/0196-6774(84)90045-2.
- 14 Naonori Kakimura. Matching structure of symmetric bipartite graphs and a generalization of pólya’s problem. *Journal of Combinatorial Theory, Series B*, 100(6):650–670, 2010. doi:10.1016/j.jctb.2010.06.003.
- 15 Shuji Kijima, Yoshio Okamoto, and Takeaki Uno. Dominating set counting in graph classes. In *Computing and Combinatorics*, pages 13–24, 2011. doi:10.1007/978-3-642-22685-4\_2.
- 16 Tohru Kikuno, Noriyoshi Yoshida, and Yoshiaki Kakuda. The np-completeness of the dominating set problem in cubic planar graphs. *Transactions of the Institute of Electronics and Communication Engineers of Japan*, E63-E(6):443–444, June 1980.
- 17 Michael Kowalczyk. Classification of a class of counting problems using holographic reductions. In *Computing and Combinatorics*, pages 472–485, 2009. doi:10.1007/978-3-642-02882-3\_47.
- 18 Michael Kowalczyk and Jin-Yi Cai. Holant problems for 3-regular graphs with complex edge functions. *Theory of Computing Systems*, 59(1):133–158, July 2016. doi:10.1007/s00224-016-9671-7.
- 19 Tom Leinster. Galois theory, 2024. URL: <https://arxiv.org/abs/2408.07499>.
- 20 Min-Sheng Lin. Counting dominating sets in directed path graphs, 2022. URL: <https://arxiv.org/abs/2207.00463>.
- 21 Min-Sheng Lin. Counting dominating sets in some subclasses of bipartite graphs. *Theoretical Computer Science*, 923:337–347, 2022. doi:10.1016/j.tcs.2022.05.021.
- 22 Yin Liu. A combinatorial view of holant problems on higher domains. In *Computing and Combinatorics*, pages 368–380, 2025. doi:10.1007/978-981-96-1093-8\_31.
- 23 Boning Meng, Juqiu Wang, Mingji Xia, and Jiayi Zheng. From an odd arity signature to a holant dichotomy. In *40th Computational Complexity Conference (CCC 2025)*, volume 339 of *LIPICs*, pages 23:1–23:20, 2025. doi:10.4230/LIPICs.CCC.2025.23.

- 24 John Pfaff, Renu Laskar, and Stephen T. Hedetniemi. Np-completeness of total and connected domination and irredundance for bipartite graphs. In *Tech. Rept. 428*. Clemson University Clemson, SC, 1983.
- 25 Shuai Shao and Jin-Yi Cai. A dichotomy for real boolean holant problems. In *2020 IEEE 61st Annual Symposium on Foundations of Computer Science (FOCS)*, pages 1091–1102, 2020. doi:10.1109/FOCS46700.2020.00105.
- 26 Jan Arne Telle. Complexity of domination-type problems in graphs. *Nordic J. of Computing*, 1(1):157–171, March 1994.
- 27 Predrag T. Tošić. On the complexity of enumerating possible dynamics of sparsely connected boolean network automata with simple update rules. In *Automata 2010 - 16th Intl. Workshop on CA and DCS, Nancy, France, June 14-16, 2010*, volume AL of *DMTCS Proceedings*, pages 125–144, 2010. doi:10.46298/dmtcs.2757.
- 28 Mingji Xia, Peng Zhang, and Wenbo Zhao. Computational complexity of counting problems on 3-regular planar graphs. *Theoretical Computer Science*, 384(1):111–125, 2007. doi:10.1016/j.tcs.2007.05.023.
- 29 Igor E. Zverovich and Vadim E. Zverovich. An induced subgraph characterization of domination perfect graphs. *Journal of Graph Theory*, 20(3):375–395, 1995. doi:10.1002/jgt.3190200313.

## A

 Proof of Theorem 17

### A.1 $\text{Holant}^k([a, 1, b] \mid =_3)$ and $\text{PI-Holant}^k([a, 1, b] \mid =_3)$

In order to prove Theorem 17, our first main goal is to generalize [18, Theorem 1] to a  $\text{Holant}^k$  version with the same categorization. We review each intermediate result in the paper that needs to be generalized, and derive a  $\text{Holant}^k$  version, addressing any difference in the proof along the way. Symbols that are not defined here have the same definition as in the original paper. Since some results in the paper also use the letter  $k$ , we substitute the  $k$  in  $\text{Holant}^k$  with a different letter in the generalization of these results for clarity.

► **Lemma 22** (from [18, Lemma 2]). *Suppose  $\mathcal{G}$  and  $\mathcal{R}$  satisfy the requirements in [18, Lemma 2]. Then for any  $x, y \in \mathbb{C}$  and  $l \in \mathbb{Z}^+$ ,  $\text{Holant}^l(\mathcal{G} \cup \{[x, y]\} \mid \mathcal{R}) \leq_T \text{Holant}^l(\mathcal{G} \mid \mathcal{R})$ .*

The key of this lemma's proof lies in the interpolation. Similar to the proof of Theorem 2, the polynomial used for interpolation changes to:

$$\left( \sum_{0 \leq i \leq n} c_i X_k^i Y_k^{n-i} \right)^l = \sum_{0 \leq i \leq ln} c'_i X_k^i Y_k^{ln-i}.$$

The interpolation can be done if we get  $ln + 1$  pairwise linearly independent  $[X_k, Y_k]$  vectors (instead of  $n + 1$  in the original proof), which in turn can be done by using  $ln + 2$  (instead of  $n + 2$ ) as the parameter when invoking [18, Lemma 1].

► **Lemma 23** (from [18, Lemma 3]). *Suppose that  $(a, b) \in \mathbb{C}^2 - \{(a, b) : ab = 1\} - \{(0, 0)\}$  and let  $\mathcal{G}$  and  $\mathcal{R}$  be finite signature sets where  $[a, 1, b] \in \mathcal{G}$  and  $=_3 \in \mathcal{R}$ . Further assume that for a specific  $k \in \mathbb{Z}^+$ ,  $\text{Holant}^k(\mathcal{G} \cup \{[x_i, y_i] : 0 \leq i < m\} \mid \mathcal{R}) \leq_T \text{Holant}^k(\mathcal{G} \mid \mathcal{R})$  for any  $x_i, y_i \in \mathbb{C}$  and  $m \in \mathbb{Z}^+$ . Then  $\text{Holant}([0, 1, 1] \mid =_3) \leq_T \text{Holant}^k([0, 1, 1] \mid =_3) \leq_T \text{Holant}^k(\mathcal{G} \cup \{[0, 1, 1]\} \mid \mathcal{R}) \leq_T \text{Holant}^k(\mathcal{G} \mid \mathcal{R})$ , which is  $\#P$ -hard.*

This lemma is actually the start of the chain of reduction, and is what makes the analysis of the complexity of  $\text{Holant}^k$  possible. Since  $\text{Holant}([0, 1, 1] \mid =_3)$  is exactly  $\#3R\text{-VERTEX COVER}$  which is  $\#P$ -hard [28], and since both of the signatures are non-negative, it can reduce to  $\text{Holant}^k([0, 1, 1] \mid =_3)$ . The correctness of the final reduction in the lemma is propagated from the proof of [18, Lemma 3], since only gadget construction is used there, and it is clear that gadget construction remains applicable when considering  $\text{Holant}^k$ , since the  $\text{Holant}$  value stays the same after substituting a signature with an equivalent gadget.

► **Theorem 24** (from [18, Theorem 2]). *Suppose  $a, b \in \mathbb{C}$  satisfy the requirements in [18, Theorem 2]. Then for any  $k \in \mathbb{Z}^+$ ,  $\text{Holant}^k([a, 1, b] \mid =_3)$  is  $\#P$ -hard.*

The proof of [18, Theorem 2] simply verifies that the criteria for [18, Lemma 2] are met, and then applies [18, Lemma 3]; similarly, we use Lemmas 22 & 23 here.

[18, Lemma 4] holds for  $\text{Holant}^k$  with the same statement. The interpolation mentioned there is analogous to the one used in [18, Lemma 2], so for  $\text{Holant}^k$  it is analogous to Lemma 22.

► **Theorem 25** (from [18, Theorem 3]). *Suppose  $a, b \in \mathbb{C}$  satisfy the requirements in [18, Theorem 3]. Then for any  $k \in \mathbb{Z}^+$ ,  $\text{Holant}^k([a, 1, b] \mid =_3)$  is  $\#P$ -hard.*

Again, the proof of [18, Theorem 3] simply verifies the criteria for [18, Lemma 4], and then applies [18, Lemma 3]; similar here.

In the following results,  $X = ab$  and  $Y = a^3 + b^3$  as denoted in the original paper. Results listed without explanation (or mentioned but omitted) can be generalized from their counterparts in the original paper either trivially (such as tractable cases), or by invoking already generalized lemmas and theorems combined with techniques that we have established to work for  $\text{Holant}^k$  such as gadget construction.

► **Lemma 26** (from [18, Lemma 5]). *Let  $G$  be a 3-regular graph. Then for any  $k \in \mathbb{Z}^+$ , there exists a polynomial  $P(\cdot, \cdot)$  with two variables and integer coefficients such that for any signature grid  $\Omega$  having underlying graph  $G$  and every edge labeled  $[a, 1, b]$ ,  $(\text{Holant}^k)_\Omega = P(ab, a^3 + b^3)$ .*

► **Theorem 27** (from [18, Theorem 4]). *If any of the following four conditions is true, then for any  $k \in \mathbb{Z}^+$ ,  $\text{Holant}^k([a, 1, b] \mid =_3)$  is solvable in FP:*

1.  $X = 1$ ;
2.  $X = Y = 0$ ;
3.  $X = -1$  and  $Y \in \{0, \pm 2i\}$
4.  $4X^3 = Y^2$  and the input is restricted to planar graphs.

► **Theorem 28** (from [18, Theorem 5]). *Suppose  $a, b \in \mathbb{C}$ ,  $X, Y \in \mathbb{R}$ ,  $X \neq 1$ ,  $4X^3 \neq Y^2$ , and it is not the case that both  $X = -1$  and  $Y = 0$ . Then for any  $l \in \mathbb{Z}^+$ ,  $\text{Holant}^l([a, 1, b] \mid =_3)$  is #P-hard.*

The proof of [18, Theorem 5] is mostly verifying the requirements of [18, Theorem 2] are met, however there is one specific case of  $(X, Y) = (0, -1)$  mentioned there that does not follow this approach. According to Lemma 26, any  $a, b \in \mathbb{C}$  such that  $(X, Y) = (0, -1)$  do satisfy  $\text{Holant}^l([a, 1, b] \mid =_3) \equiv_T \text{Holant}^l([0, 1, -1] \mid =_3)$ , but since the #P-hardness of the latter cannot be trivially generalized from that of  $\text{Holant}([0, 1, -1] \mid =_3)$ , we would need to find another way to prove this.

In [17], it is established that  $\text{Holant}([-1, 0, 1] \mid [0, 1, 1, 1]) \equiv_T \text{Holant}([0, 1, -1] \mid =_3)$  through holographic reduction, which is detailed around [17, Theorem 1] and also naturally holds for  $\text{Holant}^l$ , as the Holant value stays the same after using the basis to switch signatures. Through the use of the gadget depicted in [17, Fig. 1 (a)] (the choice of which is confirmed by [17, Appendix]),  $\text{Holant}([-1, 0, 1] \mid [0, 1, 1, 1])$  can interpolate arbitrary binary symmetric signatures on the LHS via the method detailed around [17, Theorem 3]. This also stands for  $\text{Holant}^l$ , as, similar to the changes made for Lemma 22, the polynomial becomes:

$$\begin{aligned} & \left( \sum_{i+j+k=n} c_{i,j,k} w^i x^j z^k \right)^l \\ &= \sum_{i+j+k=ln} c'_{i,j,k} w^i x^j z^k \end{aligned}$$

where the specific value of  $i + j + k$  does not affect the viability of interpolation (for the proof of the conditions, see [6, Theorem 3.5 & Lemma 5.2], which are the same results the authors cite in their paper). After interpolating  $[1, -2, 3]$  on the LHS, the holographic reduction  $\text{Holant}([0, 1, 1] \mid =_3) \equiv_T \text{Holant}([1, -2, 3] \mid [0, 1, 1, 1])$  brings us to #3R-VERTEX COVER once more.

To sum up, the following chain of reduction is established:

$$\begin{aligned} & \text{Holant}^l([0, 1, 1] \mid =_3) \\ & \equiv_T \text{Holant}^l([1, -2, 3] \mid [0, 1, 1, 1]) \\ & \leq_T \text{Holant}^l([-1, 0, 1] \mid [0, 1, 1, 1]) \\ & \equiv_T \text{Holant}^l([0, 1, -1] \mid =_3). \end{aligned}$$



■ **Figure 6** The recursive gadget (left) and the starter gadget (right).

► **Theorem 29** (from [18, Theorem 6]). *Suppose  $a, b \in \mathbb{C}$  such that  $X \neq 1$ ,  $4X^3 \neq Y^2$  (equivalently,  $a^3 \neq b^3$ ), and  $(X, Y) \neq (-1, 0)$ . Then for any  $k \in \mathbb{Z}^+$ ,  $\text{Holant}^k([a, 1, b] |_{=3})$  is  $\#P$ -hard.*

After the proof of [18, Theorem 6], the authors note how all of the previously obtained hardness results also apply when the input graphs are restricted to planar graphs. All of the changes we have made so far to the proofs also maintain planarity.

The authors then focus on the case that is tractable for planar graphs but  $\#P$ -hard for general graphs.

► **Theorem 30** (from [18, Lemma 15]). *For any  $k \in \mathbb{Z}^+$ ,  $\text{Holant}^k([a, 1, a] |_{=3})$  is  $\#P$ -hard, unless  $a \in \{0, \pm 1, \pm i\}$ , in which case it is in  $FP$ .*

Here the only problem we run into is at the very beginning: the proof of [18, Lemma 15] cites a known result for when  $a \in \mathbb{R}$ , but this cannot be trivially generalized to  $\text{Holant}^k$  due to  $a$  being possibly negative. We therefore use interpolation to realize a non-negative signature on the LHS.

As depicted in Figure 6, we denote the signature of the starter gadget  $H_0$  as  $[x_0, y_0, x_0] = [a, 1, a]$ , and  $H_i$  (signature being  $[x_i, y_i, x_i]$ ) as the gadget built by starting from  $H_0$  and connecting the recursive gadget  $i$  times to the left. We calculate the signature matrix of the recursive gadget to be  $M = \begin{pmatrix} a^3 + 1 & a^2 + a \\ a^2 + a & a^3 + 1 \end{pmatrix}$ , and we have  $\begin{pmatrix} x_{i+1} \\ y_{i+1} \end{pmatrix} = M \begin{pmatrix} x_i \\ y_i \end{pmatrix}$ . By an analogous version of [18, Lemma 4], we can interpolate arbitrary  $[c, 1, c]$  on the LHS if the following conditions are met:

- $|M| = (a^2 - 1)^2(a^2 + 1) \neq 0$ ;
- The ratio of the eigenvalues of  $M$ ,  $\lambda_1 = (a - 1)^2(a + 1)$  and  $\lambda_2 = (a^2 + 1)(a + 1)$ , is not a root of unity;
- $\begin{pmatrix} x_0 \\ y_0 \end{pmatrix} = \begin{pmatrix} a \\ 1 \end{pmatrix}$  is not a column eigenvector of  $M$ .

When  $a \in \mathbb{R}$ , only  $a = 0$  or  $\pm 1$  does not meet the conditions. For other cases, we can interpolate any non-negative  $[c, 1, c]$  such that  $\text{Holant}([c, 1, c] |_{=3})$  is  $\#P$ -hard.

► **Lemma 31** (from [18, Lemma 16]). *If  $4X^3 = Y^2$  (equivalently,  $a^3 = b^3$ ), then for any  $k \in \mathbb{Z}^+$ ,  $\text{Holant}^k([a, 1, b] |_{=3})$  is  $\#P$ -hard unless  $X \in \{0, \pm 1\}$ , in which case it is in  $FP$ .*

With everything above, we are ready to state the generalized version of [18, Theorem 1] (or [18, Theorem 7] which is equivalent).

► **Theorem 32** (from [18, Theorem 1]). *Suppose  $a, b \in \mathbb{C}$ , and let  $X = ab$ ,  $Z = (\frac{a^3 + b^3}{2})^2$ . Then for any  $k \in \mathbb{Z}^+$ ,  $\text{Holant}^k([a, 1, b] |_{=3})$  is  $\#P$ -hard except in the following cases, for which the problem is in  $FP$ :*

1.  $X = 1$ ;
2.  $X = Z = 0$ ;
3.  $X = -1$  and  $Z = 0$ ;
4.  $X = -1$  and  $Z = -1$ .

*For  $\text{Pl-Holant}^k([a, 1, b] |_{=3})$ , there is another case  $X^3 = Z$  which is in  $FP$ ; all other cases remain  $\#P$ -hard.*

## A.2 $\text{Holant}^k([q_0, q_1, q_2, q_3] \mid =_3)$

We now work towards generalizing [4, Theorem 8.1]. In this subsection and the next, the default range of signatures is  $\mathbb{Q}$ .

[4, Lemma 2.2] stands for  $\text{Holant}^k$  with the same statement. Similar to Lemma 22, the new polynomial becomes  $\sum_{i+j=kn} c'_{i,j} (\lambda^i \mu^j)^s$ , and we only need to retrieve  $c'_{0,kn}$ .

► **Lemma 33** (from [4, Lemma 2.3]). *For any  $k \in \mathbb{Z}^+$ , for  $\text{Holant}^k([1, a, b, c] \mid =_3)$ ,  $a, b, c \in \mathbb{Q}$ ,  $a \neq 0$ , with the availability of binary degenerate straddled signature  $\begin{pmatrix} y & xy \\ 1 & x \end{pmatrix}$  (here  $x, y \in \mathbb{C}$  can be arbitrary), in polynomial time*

1. *we can interpolate  $[y, 1]$  on the LHS,*

$$\text{Holant}^k(\{[1, a, b, c], [y, 1]\} \mid =_3) \leq_T \text{Holant}^k([1, a, b, c] \mid =_3);$$

2. *we can interpolate  $[1, x]$  on the RHS,*

$$\text{Holant}^k([1, a, b, c] \mid \{=3, [1, x]\}) \leq_T \text{Holant}^k([1, a, b, c] \mid =_3),$$

*except for two cases:  $[1, a, a, 1]$ ,  $[1, a, -1 - 2a, 2 + 3a]$ .*

The proof essentially consists of two steps: adding new components to the graph which introduce non-zero global factors, and combining pairs of unary signatures into degenerate straddled signatures which can be interpolated using only  $[1, a, b, c]$  and  $=_3$ . For  $\text{Holant}^k$ , the total factor is changed to its  $k$ th power as well, and the interpolation works due to the generalized version of [4, Lemma 2.2].

► **Lemma 34** (from [4, Lemma 2.4]). *For any  $k \in \mathbb{Z}^+$ ,  $\text{Holant}^k([1, a, a, 1] \mid =_3)$  is  $\#P$ -hard unless  $a \in \{0, \pm 1\}$  in which case it is in  $FP$ .*

Aside from using gadget construction and invoking previously established lemmas, the proof of [4, Lemma 2.4] also uses [18, Theorem 1], which we have generalized as Theorem 32. Every  $\text{Holant}$  in the chain of reduction for  $\text{Holant}([3, -1, -1, 3] \mid =_3)$  can also be changed to  $\text{Holant}^k$ , and we add  $\text{Holant}^k([0, 1, 0, 0] \mid [0, 1, 0, 0]) \equiv_T \text{Holant}([0, 1, 0, 0] \mid [0, 1, 0, 0])$  at the end due to the signatures being non-negative.

► **Lemma 35** (from [4, Lemma 2.5]). *For any  $k \in \mathbb{Z}^+$ ,  $\text{Holant}^k([1, a, -2a - 1, 3a + 2] \mid =_3)$  is  $\#P$ -hard unless  $a = -1$  in which case it is in  $FP$ .*

Here  $\text{Holant}^k([0, 0, a + 1, 0] \mid [0, 0, 1, 0]) \equiv_T \text{Holant}^k([0, 0, 1, 0] \mid [0, 0, 1, 0])$  due to  $a + 1$  being a global factor.

The results from [4, Lemma 2.9] to [4, Theorem 7.1] can all be generalized to  $\text{Holant}^k$  by established methods without much to add, but we remark that the statement in [4, Lemma 2.12] (as well as [3, Lemma 4.13] which concerns the next subsection) should have the extra condition of the ratio of the eigenvalues not being a root of unity. The actual scenarios in the original paper where this lemma is used do satisfy the condition.

To complete the generalization of [4, Theorem 7.1], we also note that  $\text{Holant}^k([0, 1, 0, 0] \mid =_3) \equiv_T \text{Holant}([0, 1, 0, 0] \mid =_3)$ . We then state the generalized version of [4, Theorem 8.1]:

► **Theorem 36** (from [4, Theorem 8.1]). *For any  $k \in \mathbb{Z}^+$ ,  $\text{Holant}^k([q_0, q_1, q_2, q_3] \mid =_3)$  with  $q_i \in \mathbb{Q}$  ( $i = 0, 1, 2, 3$ ) is  $\#P$ -hard unless the signature  $[q_0, q_1, q_2, q_3]$  is degenerate, Gen-Eq or belongs to the affine class.*

### A.3 PI-Holant<sup>k</sup>([q<sub>0</sub>, q<sub>1</sub>, q<sub>2</sub>, q<sub>3</sub>] | =<sub>3</sub>)

We finish the proof by generalizing [3, Theorem 2.1]. Parts of this paper have a structure similar to [4], but with more details to be careful about due to the restriction of the input to planar graphs. The P3EM (planar 3-way edge matching) theorem [3, Theorem 3.2] is purely graph theoretic and can naturally also be used for Holant<sup>k</sup>. We omit the generalization of [3, Lemma 4.1] which is trivial.

► **Lemma 37** (from [3, Lemma 4.3]). *For any signature sets  $\mathcal{F}, \mathcal{G}$ , if the cross-over signature  $\mathcal{C}$  can be planarly constructed or interpolated, then for any  $k \in \mathbb{Z}^+$ ,  $\text{Holant}^k(\mathcal{F} \mid \mathcal{G}) \leq_T \text{PI-Holant}^k(\mathcal{F} \mid \mathcal{G})$ .*

The statement in this lemma is itself true, as the method of adding cross-over signatures to the graph remains the same for Holant<sup>k</sup>, so the reduction naturally holds if the cross-over signature can be constructed or interpolated. But it is also here that the lemma does not provide us with the whole picture, as the ability to interpolate depends on the scenario of the specific use case. As we can see in the next lemma, the interpolation "almost does not work", but it ultimately works and therefore enables us to carry out the reduction.

► **Lemma 38** (from [3, Lemma 4.2]). *For any  $k \in \mathbb{Z}^+$ ,  $\text{PI-Holant}^k([1, a, 1, a] \mid =_3)$  is #P-hard unless  $a = 0$  or  $\pm 1$ , in which cases it is in FP.*

We know according to Theorem 36 that Holant<sup>k</sup>([1, a, 1, a] | =<sub>3</sub>) is #P-hard when  $a \neq 0$  and  $a \neq \pm 1$ , so it indeed suffices to show that the cross-over signature  $\mathcal{C}$  can be interpolated. The interpolation used in the proof of [3, Lemma 4.2] is rather special, as its ultimate goal is the retrieval of the coefficient  $c_n$ , which is not equivalent to anything calculated by substituting  $x_s$  with a certain value in the polynomial  $\sum_{i=0}^n x_s^i \cdot c_i$ . Unlike the scenario in Lemma 22, we need to consider a coefficient of the original polynomial. Fortunately, all we need to obtain for the Holant<sup>k</sup> version of the problem is  $c_n^k$ , which equals  $c'_{kn}$  in  $(\sum_{i=0}^n x_s^i \cdot c_i)^k = \sum_{i=0}^{kn} x_s^i \cdot c'_i$ . Therefore, the interpolation still works by retrieving  $c'_{kn}$ .

[3, Lemma 4.7] can be generalized to PI-Holant<sup>k</sup>, but we provide an alternative version here to facilitate our understanding of when the P3EM theorem is actually used in future proofs.

► **Lemma 39** (from [3, Lemma 4.7]). *For any  $k \in \mathbb{Z}^+$ , for  $\text{PI-Holant}^k([1, a, b, c] \mid =_3)$ ,  $a, b, c \in \mathbb{Q}$ ,  $a \neq 0$ , with the availability of the binary degenerate straddled signature  $\begin{pmatrix} y & xy \\ 1 & x \end{pmatrix}$  where*

*$x = \frac{\Delta - (1-c)}{2a}$ ,  $y = \frac{\Delta + (1-c)}{2a}$  and  $\Delta = \sqrt{(1-c)^2 + 4ab}$ , we have the following reductions:*

1.  $\text{PI-Holant}^k([1, a, b, c] \mid \{=3, [1, x]^{\otimes 3}\}) \leq_T \text{PI-Holant}^k([1, a, b, c] \mid =_3)$  except for 2 cases:  $[1, a, a, 1]$ ,  $[1, a, -1 - 2a, 2 + 3a]$ ;
2.  $\text{PI-Holant}^k(\{[1, a, b, c], [y, 1]^{\otimes 3}\} \mid =_3) \leq_T \text{PI-Holant}^k([1, a, b, c] \mid =_3)$ .

The reductions work, since  $[1, x]^{\otimes 3}$  or  $[y, 1]^{\otimes 3}$  can be thought of as a single signature that guarantees  $[1, x]$  or  $[y, 1]$  always comes in three, and thus the gadgets in [3, Figures 20 & 21] can be used to prove the reductions without violating planarity.

Note that per this version of the lemma, this is not where the P3EM theorem is used. We only merge every three ternary signatures with a  $[1, x]^{\otimes 3}$  or  $[y, 1]^{\otimes 3}$  into three binary signatures when we can use the acquired binary signature to directly invoke Theorem 32. In other words, for every future problem, we only use the P3EM theorem in the last step of the proof, or equivalently, the first step of the chain of reduction. We shall see the full picture later.

The authors mention in [3, Remark 2] that they say "interpolate"  $[1, x]$  or  $[y, 1]$  for the sake of simplicity (instead of being totally accurate). Our generalized version of the following lemma, however, is accurate, since we are using 3<sup>rd</sup> tensor power.

► **Lemma 40** (from [3, Lemma 4.10]). *Suppose  $a, b, c \in \mathbb{Q}$ ,  $a \neq 0$  and  $c \neq ab$  and  $a, b, c$  do not satisfy any condition in [3, (4.2)]. Let  $x = \frac{\Delta - (1-c)}{2a}$ ,  $y = \frac{\Delta + (1-c)}{2a}$  and  $\Delta = \sqrt{(1-c)^2 + 4ab}$ . Then for any  $k \in \mathbb{Z}^+$ , for  $\text{PI-Holant}^k([1, a, b, c] | =_3)$ ,*

1. *we can interpolate  $[y, 1]^{\otimes 3}$  on the LHS;*
2. *we can interpolate  $[1, x]^{\otimes 3}$  on the RHS except for 2 cases:  $[1, a, a, 1]$ ,  $[1, a, -1 - 2a, 2 + 3a]$ .*

► **Lemma 41** (from [3, Lemma 4.12]). *For any  $k \in \mathbb{Z}^+$ , if  $\Delta_0^{\otimes 3}$ ,  $\Delta_1^{\otimes 3}$  and  $\Delta_2^{\otimes 3}$  can be interpolated on the RHS in  $\text{PI-Holant}^k([1, a, b, c] | =_3)$ , where  $a, b, c \in \mathbb{Q}$ ,  $ab \neq 0$ , then the problem is #P-hard unless  $[1, a, b, c]$  is affine or degenerate, in which case it is in FP.*

This is where we can use the P3EM theorem. We assume  $\text{PI-Holant}^k([1, a, b] | =_3)$  is #P-hard as an example. Given any instance of this problem, due to the P3EM theorem, the graph admits a P3EM after incompatible components are removed (the Holant value of those can be calculated separately in polynomial time). We can then substitute every  $[1, a, b]$  with a  $[1, a, b, c]$  connected with a  $\Delta_0$  ( $[1, 0]$ ), and join every three  $\Delta_0$  that are matched together as  $\Delta_0^{\otimes 3}$ . Then by interpolation, the problem is reduced to  $\text{PI-Holant}^k([1, a, b, c] | =_3)$ .

The results from [3, Lemma 4.14] to [3, Theorem 5.1] can all be generalized to  $\text{Holant}^k$  if we use the same approach of interpolating the 3<sup>rd</sup> tensor power of unary signatures first and realizing binary signatures through the P3EM theorem at the end. We show a chain of reduction for the case where  $\Delta_0$ ,  $\Delta_1$  and  $\Delta_2$  can be interpolated on the RHS in [3, Lemma 4.14] as an example:

$$\begin{aligned} & \text{PI-Holant}^k([1, a, b, c] | \{=3, \Delta_0^{\otimes 3}, \Delta_1^{\otimes 3}, \Delta_2^{\otimes 3}\}) \\ & \leq_T \text{PI-Holant}^k([1, a, b, c] | \{=3, [y^2 + yb, ya + c]^{\otimes 3}\}) \\ & \leq_T \text{PI-Holant}^k(\{[1, a, b, c], [y, 1]^{\otimes 3}\} | =_3) \\ & \leq_T \text{PI-Holant}^k([1, a, b, c] | =_3). \end{aligned}$$

We also notice that in the proof of [3, Theorem 4.17], for the case of  $k = 1$  and  $a = -1$ , i.e. the signature being  $[1, -1, 1, 0]$ , the gadget  $G_3$  produces  $[1, 0, -1, 2]$ , which is in FP, but this is not enough to derive the complexity of  $[1, -1, 1, 0]$ . We now use  $G_3$  again, substituting the central vertex with  $[1, 0, -1, 2]$  but keeping other signatures invariant ( $[1, -1, 1, 0]$  and  $=_3$ ). We get  $[0, 1, 0, -1]$ , but this is again in FP. We then repeat this process, substituting the central vertex of  $G_3$  with  $[0, 1, 0, -1]$  and keeping other signatures invariant. We now get  $[2, -3, 3, -3]$ , which, according to [3, Theorem 4.16], is #P-hard, therefore  $[1, -1, 1, 0]$  is #P-hard.

[3, Theorem 5.2] can be trivially generalized, as the signatures are non-negative. Therefore, we state the final result:

► **Theorem 42** (from [3, Theorem 2.1]).  *$\text{PI-Holant}^k(f | =_3)$ , where  $f = [q_0, q_1, q_2, q_3]$ ,  $q_i \in \mathbb{Q}$ ,  $i = 0, 1, 2, 3$  and  $k \in \mathbb{Z}^+$ , is #P-hard except in the following cases, for which the problem is in FP:*

1.  *$f$  is degenerate, i.e. there exists a unary signature  $u$  such that  $f = u^{\otimes 3}$ ;*
2.  *$f$  is Gen-Eq, i.e.  $f = [a, 0, 0, b]$  for some  $a, b$ ;*
3.  *$f$  is affine, i.e.  $f = [a, 0, \pm a, 0]$ ,  $[0, a, 0, \pm a]$ ,  $[a, -a, -a, a]$ ,  $[a, a, -a, -a]$  for some  $a$ ;*
4.  *$f = [a, b, b, a]$  or  $[a, b, -b, -a]$  for some  $a, b$ ;*

5.  $f = [3a + b, -a - b, -a + b, 3a - b]$  for some  $a, b$ .

Theorem 36 and Theorem 42 make up Theorem 17.

## **B** Code for the Ladder Gadget

This is a piece of Mathematica™ code for calculating the initial gadgeture of the ladder gadget. We use  $v_1$  to  $v_4$  to refer to the vertices  $v_{0,1}$  to  $v_{0,4}$ , and  $v_5$  to  $v_{12}$  to refer to the vertices in  $V_I$  in a left-to-right, top-to-bottom order.

```
f[x_, y_, z_, w_] := 1 - (1 - x) (1 - y) (1 - z) (1 - w)
gds[v1_, v2_, v3_, v4_, v5_, v6_, v7_, v8_, v9_, v10_, v11_, v12_] :=
  f[v1, v3, v4, v7] f[v2, v3, v4, v10] f[v5, v6, v7, v8] f[v5, v6,
    v9, v10] f[v3, v5, v7, v11] f[v5, v8, v9, v11] f[v6, v8, v9, v12]
  f[v4, v6, v10, v12] f[v7, v8, v11, v12] f[v9, v10, v11, v12]
g0000 = Sum[gds[0, 0, 0, 0, v5, v6, v7, v8, v9, v10, v11, v12],
  {v5, 0, 1}, {v6, 0, 1}, {v7, 0, 1}, {v8, 0, 1}, {v9, 0, 1},
  {v10, 0, 1}, {v11, 0, 1}, {v12, 0, 1}]
```

Other values such as  $g_{0001}$  can be obtained by changing the assignment to  $v_1$  through  $v_4$  accordingly.