

Quantifying Hallucinations in Large Language Models on Medical Textbooks

Brandon C. Colelough^{1,2}, Davis Bartels¹, Dina Demner-Fushman¹

¹National Institutes of Health, National Library of Medicine, Bethesda, MD, USA

²Department of Computer Science, University of Maryland, College Park, MD, USA
brandcol@umd.edu, bartelsdp@nih.gov, ddemner@mail.nih.gov

Abstract

Hallucinations, the tendency for large language models to provide responses with factually incorrect and unsupported claims, is a serious problem within natural language processing for which we do not yet have an effective solution to mitigate against. Existing benchmarks for medical QA rarely evaluate this behavior against a fixed evidence source. We ask how often hallucinations occur on textbook-grounded QA and how responses to medical QA prompts vary across models. We conduct two experiments, the first experiment to determine the prevalence of hallucinations for a prominent open source large language model (LLaMA-70B-Instruct) in medical QA given closed-source zero-shot prompts, and the second experiment to determine the prevalence of hallucinations and clinician preference to model responses. We observed, in experiment one, with the passages provided, LLaMA-70B-Instruct hallucinated in 19.7% of answers (95% CI 18.6 to 20.7) even though 98.8% of prompt responses received maximal plausibility, and observed in experiment two, across models, lower hallucination rates aligned with higher usefulness scores ($\rho = -0.71$, $p = 0.058$). Clinicians produced high agreement (quadratic weighted $\kappa = 0.92$) and ($\tau_b = 0.06$ to 0.18 , $\kappa = 0.57$ to 0.61) for experiments 1 and 2 respectively. Our findings indicate that, across all scales and architectures tested, current large language models remain unfit for unsupervised clinical deployment, and that human expert oversight is both necessary and the dominant cost driver.

1 Introduction

Large language models (LLMs) can deliver expert-level scores on established medical Question Answering (QA) benchmarks, yet they still produce

hallucinations (factually unsupported and/or incorrect statements). As observed by Singhal *et al.*, Med-PaLM 2 achieves near-expert accuracy while clinicians marked portions of its long-form answers as potentially harmful or misleading (Singhal *et al.*, 2025), and to further demonstrate the hallucination issue within medical QA for LLMs, Omar *et al.* observe that inserting a single fabricated detail into a clinical vignette causes six different LLMs to propagate the fabricated detail in up to 82% of their outputs (Omar *et al.*, 2025). The propensity of LLMs to invent and propagate hallucinations demonstrates that hallucination remains a safety-critical failure mode of LLMs, and Benchmark scores are increasingly unreliable indicators of a model’s real-world behavior, often omitting the hallucination problem (Kalai *et al.*, 2025). Large language models are often pre-trained on massive datasets whose contents are opaque, so test items (or closely related passages) may already be present within the training data. Sainz *et al.* demonstrate that such contamination can raise benchmark accuracy scores an order of magnitude, yet training data contamination is largely undetected in most published results (Sainz *et al.*, 2023). Balloccu *et al.* document similar leakage in closed-source models and outline evaluation practices that inadvertently reward “cheating” via memorized answers (Balloccu *et al.*, 2024) and Chang *et al.* trace memorized passages from copyrighted books observed within GPT-4 and demonstrate that the model performs far better on texts it has seen verbatim than on truly novel material (Chang *et al.*, 2023). Therefore, the present literature of contaminated or saturated benchmarks may be measuring the familiarity of a model to passages within its training dataset and not generalizability, and are essentially pattern matching to texts within their training data

(which is essentially what the LLM architectures are designed to do). What is thus needed instead is an evaluation that forces the model to reason from an authoritative source passage and penalizes any unsupported addition, a direct, text-grounded measure of the hallucination problem. To obtain a contamination-resistant, text-grounded measure of hallucination, we build CLINIQLINK, a pipeline that extracts passages from public-domain medical textbooks, generates diverse question-answer pairs with an LLM, and then subjects the question-answer pairs to structured verification by medically trained annotators. The verified set becomes a benchmark in which every evaluation item is linked to an authoritative source paragraph, so hallucination can be scored as any content not supported by that paragraph. Using this benchmark we run two experiments. In **Experiment 1**, we measure baseline hallucination prevalence for a prominent open-source instruction-tuned model (LLaMA-70B-Instruct). **Experiment 2** expands the evaluation to eight language models of varying size and training strategy and also requires clinicians to rank the resulting model responses, label unsupported claims, and rate overall clinical usefulness. We report faithfulness error rates, severity distributions, and the correlation between hallucination and clinician preference.

2 Background

An early line of work established that medical QA could be evaluated with the same multiple-choice style tests that are used for students' examinations, and hence led early benchmark datasets to be built directly from licensing examinations, where a system was essentially evaluated on its ability to take a multiple-choice test and choose a correct answer from a set of distractors. MEDQA is an example of such a benchmark that aggregates more than sixty-thousand US, Canadian, and Taiwanese exam items, and MEDMCQA widens the scope to 193 k questions spanning twenty-one subjects from Indian entrance and postgraduate papers (Jin et al., 2021; Pal et al., 2022) and whilst these benchmarks are large and easy to grade, they provide no real evidence that a model truly "knows" or "understands" the subject of a QA pair and as such a high score may signal memorization rather than evidence-based reasoning. The second iteration of medical QA benchmarks grounds each QA-pair in a specific text and asks the model to align its answer with

that source, enabling the QA pairs to be more effectively grounded, which shifts the task from answer recall to evidence interpretation. PUBMEDQA is an example of the second iteration of medical QA benchmarks, which pairs clinical queries with PubMed abstracts and labels each triplet as supported, refuted, or neutral, and BIOASQ-QA is another, which adds expert-selected documents, document-snippets, and document summaries to answers, creating a full retrieval-plus-generation pipeline (Jin et al., 2019; Krithara et al., 2023). PubMedQA and BioASQ-QA are datasets that reward textual fidelity, though PubMedQA and BioASQ-QA both still judge success mainly by final labels, and hence, a third line of work was introduced that asks whether a model can explain itself. The third line of recent benchmarks emphasises reasoning, transparency, and understanding long-contexts to evaluate primarily how a model arrives at a response. MEDEXQA, LONGHEALTH, and MEDHOP are all examples of the third iteration of medical QA benchmarks wherein MEDEXQA attaches multiple gold rationales to each item, LONGHEALTH embeds 400 questions in multi-page discharge notes, and MEDHOP forces multi-document evidence chaining across biomedical papers (Kim et al., 2024; Adams et al., 2025; Welbl et al., 2017). The new forefront of BioNLP benchmark hence pushes systems toward explanation-rich, context-heavy reasoning; however, the third iteration of medical QA benchmarks does not penalize for hallucinations, underscoring the need for scoring protocols that target hallucination explicitly and reward answers that stay faithful to their sources. Medical QA studies increasingly frame hallucination as a safety-critical failure because large language models can deliver fluent yet unsupported clinical prompt responses (Wang et al., 2025b; Kim et al., 2025; Schwartz et al., 2024). The recent survey Zhang et al. define hallucination as text that is either nonsensical or contradicts the given prompt and further distinguish *faithfulness* to that prompt from factual correctness with respect to external medical evidence (Zhang et al., 2023; Zhu et al., 2025) whilst two more surveys from Zhu et. al and Kim et. al extend the taxonomy by tagging hallucinations as *intrinsic* when statements violate the supplied source and *extrinsic* when their correctness cannot be verified easily and catalogue recurrent clinical errors such as unsupported conditions, outdated guidance, fabricated citations, and flawed diagnostic reasoning (Zhu

et al., 2025; Kim et al., 2025). Thus, since there is presently no broadly accepted definition for hallucinations within the medical QA community, for this study, we define

Definition 1. *A hallucination is an LLM response that contains plausible yet nonfactual content OR false or fabricated information OR outputs that are inaccurate, irrelevant, OR simply does not make factual sense OR content that is not faithful to the input instructions*

The breadth of Definition 1 is intentional as there is presently no single stable definition of hallucination in the biomedical NLP literature. Zhang et al. frame hallucination as text that is nonsensical or unfaithful to a source (Zhang et al., 2023), Zhu et al. distinguish intrinsic source violations from extrinsic unverifiable additions (Zhu et al., 2025), and Kim et al. catalog recurrent clinical subtypes, including fabricated citations, outdated guidance, and flawed diagnostic reasoning (Kim et al., 2025). Each framing captures a distinct failure mode that a clinician could plausibly encounter, and no narrow criterion subsumes all of them. In a safety-critical domain, the cost of excluding a harmful output from measurement because it does not satisfy a narrow definitional criterion is higher than the cost of over-counting. Definition 1 therefore adopts a broad umbrella that covers source-faithfulness failures, factual errors, relevance failures, and instruction violations within a single operational criterion, so that no clinically consequential error class is excluded from measurement. Performance results on the first to third iterations of benchmarks do not reliably translate into safe clinical behaviour, as a systematic review from Gong et al. of 39 medical LLM benchmarks quantified a large knowledge practice performance gap, wherein high scores on knowledge-based examinations failed to carry over to effective knowledge on clinical information and safety-focused assessments (Gong et al., 2025). Newer evaluation efforts push toward more realistic interaction and more explicit safety criteria as benchmarks, such as HealthBench, which scores multi-turn conversations using physician-authored rubrics across multiple health contexts (Arora et al., 2025). LINS complemented benchmarking with evidence-traceable question answering and blinded evaluations that asked clinicians and lay users to judge usefulness in realistic scenarios, reflecting a broader shift toward credibility and human-centred outcomes (Wang et al., 2025a).

Kim et al. highlight the practical limitations of these evaluation protocols since clinician verification is expensive, medical evidence evolves, and routine cross-checking of long answers can remain slow and still miss subtle errors (Kim et al., 2025; Schwartz et al., 2024). Automatic dataset generation has emerged as a practical response to the high cost and slow pace of creating QA benchmark data by hand. RealMedQA is an example of automatic dataset generation wherein clinicians accepted 19% of the 1200 generated QA pairs, rejecting generated QA pairs for issues pertaining to whether the QA pair was plausible or the answer to the question generated was effective (Kell et al., 2024). With three rounds of expert review used for the generation of each QA pair and per-item generation cost at approximately \$9, RealMedQA demonstrates that large-scale manual curation is prohibitive (Kell et al., 2024). To widen coverage without expanding the cost required for generation, recent pipelines prompt large language models to draft questions directly from domain sources, then keep only those that pass basic checks. TechQA from Yuen et al. is a fully automated QA generation system that was able to convert 50k documents into synthetic pairs at low cost, and similarly, the pipeline used by Li and Cole enabled the transformation of tens of thousands of chemistry database records into extractive QA pairs at low cost (Yuen et al., 2025; Li and Cole, 2025). However, generating data automatically does not guarantee that a generated QA pair is of high quality, and cost-effective pipelines address only obvious problems (e.g., code that will not run, answers missing from the source, broken formatting, etc.), leaving factual mistakes to remain present within the final dataset/benchmark if no expert oversight is used during the generation process. (Harsha et al., 2025; Yuen et al., 2025). Choenni et al. illustrate how hallucinations still slip through the fully automated generation pipelines and advocate repeated generation as a stopgap rather than proof of correctness (Choenni et al., 2023). RealMedQA’s low acceptance rate confirms that expert review, not text generation or automated processes, currently drives effort and generation cost for automatic dataset generation (Kell et al., 2024), and as synthetic benchmarks and corpora grow, unverified errors risk spreading hallucinations, undermining benchmarks that have been generated via automatic processes.

3 Methodology

3.1 Corpus and Prompt Construction

Public-domain medical textbooks were used as the primary knowledge source for the paragraphs used within the QA pair generation pipeline. Textbooks were selected to span a broad range of medical subdomains, with a minimum of 2 textbooks retained per subdomain to ensure coverage balance, and inclusion was restricted to volumes confirmed to be in the public domain at the time of corpus construction. We discard paragraphs shorter than fifteen tokens or two sentences and remove boilerplate text (navigation cues, disclaimers, and ISBN blocks) and to ensure informational density, we keep only passages that satisfy four heuristics: (i) named-entity density $\rho \geq 0.01$, (ii) semantic-coherence variance $\sigma^2 \leq 0.5$, (iii) semantic-entropy $D \leq 0.5$, and (iv) absence of structural noise (tables, figure captions, LaTeX stubs). Named-entity density ρ is the ratio of recognised named-entity tokens to total tokens in a passage, computed using a spaCy NER tagger (Honnibal and Montani, 2017), following (Horn et al., 2013). Semantic-coherence variance σ^2 is the variance of pairwise cosine similarities between consecutive sentence embeddings within a passage, where a low value indicates that adjacent sentences remain topically consistent (Sheng et al., 2023). Semantic entropy D measures the diversity of meaning across a passage by computing the entropy of the distribution of sentence-level embedding clusters (Kuhn et al., 2023), with a low value indicating that the passage is focused on a coherent topic rather than ranging across unrelated concepts. Each paragraph extracted was then used to generate one QA pair in one of seven formats (true/false, list, multiple-choice, short answer, multi-hop reasoning, plus two inverse variants). Inverse variants are adversarial counterparts to their forward questions that deliberately embed superficially plausible but incorrect rationales, introducing subtle polarity flips or misplaced causal links that stress-test a model’s ability to detect and resist hallucination rather than simply reproduce source content (Grattafiori et al., 2024). Template selection is handled automatically by the pipeline based on paragraph content. Prompts are processed by LLAMA-70B-INSTRUCT (nucleus $p = 0.9$, $T = 0.7$, max 2048 tokens); invalid outputs are resampled and rerun, and valid outputs are cleaned (to remove any unnecessary structural information), deduplicated, and, where applicable, augmented

with stronger distractors (for multiple choice and list type questions). This procedure yields 5543 structurally valid QA items.

3.2 Experiment 1: Baseline Hallucination Detection

The automated checks are used to gather each usable paragraph from the medical literature scraped; these paragraphs, along with the prompting templates, are presented to LLAMA-70B-INSTRUCT, and generated QA pairs are then checked for validity via automated structural checks. The generated QA pair, together with its source passage used during the generation process, was then displayed to expert medical annotators via an SSO-gated portal¹. Annotators assign a five-point *general-practice relevance* score and may raise a dispute flag for factual errors or a feedback flag for more obvious hallucinations. Approximately 45% of items receive a blinded second annotation, with conflicts adjudicated by two adjudicators. The verified labels establish a trusted benchmark while answering **RQ1** on the hallucination rate of the baseline model.

3.3 Experiment 2: Cross-Model Evaluation and Preference Study

The generated QA benchmark is applied *zero-shot* to a range of language models. The six open source language models that scored highest on the benchmark, including Phi-4 base, LLama 3.3 -70B instruct, Qwen 3 32B, Mistral Large 2411, LLama-4 Scout, Falcon 3 10B Instruct, as well as two internal models which also scored high on the Experiment 1 benchmark, CLINIQLINK and PreceptorAI were then taken for further examination by the human expert annotators. Clinicians access a second portal² where they view the reference answer plus anonymous model outputs in random order, rank them best-to-worst, and label each as *Good*, *Okay* or *Bad*. This experiment addresses **RQ2**, cross-model hallucination comparison, and **RQ3**, alignment with clinician preference. Experiment 2 evaluates only the four open-ended QA types (short answer, short inverse, multi-hop, and multi-hop inverse), as the closed-ended types (true/false, list, and multiple-choice) produce responses whose correctness is

¹<https://bionlp.nlm.nih.gov/ClinIQLink/hallucinations>. Code <https://github.com/Brandonio-c/ClinIQLink-QA-website>.

²<https://bionlp.nlm.nih.gov/ClinIQLink/hallucinations>. Code <https://github.com/Brandonio-c/ClinIQLink-QA-website-task2>.

fully determined by the benchmark answer key and, therefore, do not require preference ranking among model outputs.

3.4 Metrics and Statistical Analysis

Hallucination rate (Exp. 1) is the proportion of answers meeting the definition above. Secondary measures are **plausibility**, wherein annotators assert a high relevance of the generated QA pair for medical literature (Relevance = 5 on a scale of 1 to 5) and **answerability**, which measures whether the answer effectively addresses the question. Inter-annotator reliability was calculated and used quadratic-weighted Cohen’s κ (pairwise) and Fleiss’ κ (multi-rater). Experiment 2 adds Kendall’s τ_b for rank correlation and a quadratic-weighted κ for the three-level quality tags. Between-model hallucination rates are compared with two-proportion z-tests (Bonferroni-corrected) where we report 95% confidence intervals for proportion metrics using the Wilson score interval, and we report bootstrap 95% confidence intervals for the agreement metric. To relate model-level hallucination rate to model-level mean usefulness, we compute Spearman’s rank correlation across the eight evaluated models ($n = 8$). We report two-sided exact permutation p-values due to the small sample size. For each model m and QA type q , the mean annotator rank $\bar{r}_{m,q}$ is the arithmetic mean of the ordinal positions assigned to model m across all ranking tasks of type q , where a rank of 1 denotes the most preferred response and a rank of 8 denotes the least preferred:

$$\bar{r}_{m,q} = \frac{1}{|R_{m,q}|} \sum_{r \in R_{m,q}} r, \quad (1)$$

where $R_{m,q}$ is the multiset of rank positions assigned to model m on questions of type q .

3.5 Reproducibility

All scripts for corpus cleaning, prompt construction, and QA synthesis are available in the [ClinIQLink pipeline](#) repository and to guarantee environmental parity, we also provide a [Docker / CodaBench starter kit](#) which captures the full environment and run procedure to reproduce experiments 1 and 2 automated processes. The annotation site used in Experiment 1 is open-sourced at [ClinIQLink-task1-Code](#) and can be explored through a live website at [ClinIQLink-task1-demo](#) and similarly, the annotation site used in Experiment 2 is open-sourced at [ClinIQLink-task2-Code](#)

and can be explored through a live website at [ClinIQLink-task2-demo](#). We publicly release a lightweight [sample dataset](#) that demonstrates the dataset structure, and the full 5 543-item benchmark, including adjudicated hallucination labels, is released for *academic use only* via a gated repository.

3.6 Evaluation Protocol

We convert the clinician-verified labels into five focused metrics, each tracking a distinct aspect of hallucination behaviour.

3.6.1 Plausibility & Answerability

For every baseline answer, we record a five-point gp_relevance score and two validity flags. Two ratios summarise these signals:

$$\text{Plausibility} = \frac{N_5}{N}, \quad \text{Answerability} = \frac{N - N_{\text{ff}}}{N} \quad (2)$$

where N is the total question count, N_5 the items rated gp_relevance=5, and N_{ff} those marked by either has_feedback or has_dispute. Plausibility as defined here reflects clinical relevance as judged by medically trained annotators, not linguistic fluency or surface grammaticality. A response scoring gp_relevance = 5 is one that annotators deemed fully appropriate for a general-practice clinical context, irrespective of whether its prose was well-formed. Quadratic-weighted Cohen’s κ (pairwise) and Fleiss’ κ (multi-rater) confirm annotator consistency. Merging these filters with structural checks yields the Ideal-pair yield = $\frac{|QA_{\text{ideal}}|}{|QA_{\text{total}}|}$,

3.6.2 Error frequency and severity across models

We recompute the above ratios per model and report differences as descriptive comparisons alongside clinician rank and Likert outcomes. Clinicians also rank the anonymous outputs and attach a three-level quality tag (*Bad/OK/Good*). Rank agreement appears as the mean Kendall’s τ_b and label agreement as the mean quadratic-weighted Cohen’s κ :

$$\bar{\tau}_c = \frac{1}{|\mathcal{T}_c|} \sum_{\tau \in \mathcal{T}_c} \tau, \quad \bar{\kappa}_c = \frac{1}{|\mathcal{K}_c|} \sum_{\kappa \in \mathcal{K}_c} \kappa, \quad (3)$$

QA type	Coverage			Extra		GP-relevance					Validity IAA				GP-rel. IAA			
	#S	#D	#Tot	#FB	#Disp	R1	R2	R3	R4	R5	#P	#Dis	$\bar{\kappa}$	Fleiss	#P	#Dis	$\bar{\kappa}$	Fleiss
tf	530	367	897	54	53	4	4	1	7	881	367	27	0.871	0.841	367	15	0.925	0.015
list	514	341	855	144	223	5	5	1	4	840	–	–	–	–	341	9	0.952	0.172
mc	559	345	904	181	108	3	5	2	3	891	–	–	–	–	345	9	0.953	0.009
short	2	446	448	44	15	0	0	0	0	448	410	15	0.911	0.019	446	11	0.934	0.009
short_inv.	460	353	813	94	13	2	4	1	3	803	309	9	0.942	0.015	353	11	0.936	0.012
multi	483	331	814	57	34	0	1	1	2	810	307	12	0.926	0.313	331	8	0.951	0.010
multi_inv.	494	318	812	67	15	5	0	1	3	803	288	6	0.963	0.011	318	9	0.951	0.011
TOT/AVG	3042	2501	5543	641	461	19	19	7	22	5476	1679	69	0.920	0.231	2501	72	0.942	0.015

Table 1: Task-1 annotation summary by QA type. Columns: **Coverage** (#S = single-annotated, #D = double-annotated, #Tot = total QAs (#S + #D)); **Extra rows** (#FB = comment-only feedback, #Disp = disputes); **GP-relevance counts** (R1–R5, R1 = no GP relevance, R5 = High GP relevance); **Validity Inter Annotator Agreement (IAA)** and **GP-rel. Inter Annotator Agreement (IAA)** show pair-wise quadratic Cohen’s κ and nominal Fleiss’ κ with accompanying numbers of rater-pairs (#P) and observed disagreements (#Dis). Abbreviations: short_inv. = *short_inverse*, multi_inv. = *multi_inverse*. “Single” = one judgment, “Double” = exactly two judgments (hence one rater-pair).

QA type	Coverage counts				Inter-annotator agreement			
	Annotator rankings		Annotator judgements		Kendall τ_b (top-8)		Cohen κ (Likert)	
	Single	Double	Single	Double	$\bar{\tau}$	σ	$\bar{\kappa}$	σ
short_answer	44	383	352	3064	0.175	0.404	0.613	0.487
short_inverse	90	667	720	5336	0.102	0.402	0.581	0.493
multi_hop	171	589	1368	4712	0.084	0.343	0.575	0.494
multi_hop_inverse	93	648	744	5184	0.060	0.400	0.603	0.489
TOTAL	398	2287	3184	18296	—			

Table 2: Annotation coverage and inter-annotator agreement for *Task 2*. The left block reports coverage counts (the number of ranking rows (*Annotator rankings*) and their eight associated 3-point Likert judgements (*Annotator judgements*)) separated by whether each question received a single or two independent annotations (“Single” vs. “Double”). Each ranking row corresponds to one annotator’s submission for a single question, comprising a top-8 ordering of the eight anonymous model outputs and one three-point Likert judgement per output. Coverage refers to the number of annotation instances collected per QA type, reported separately for questions receiving a single annotation and those receiving two independent annotations. An additional 227 *feedback-only* comments (text without a ranking) are excluded and not shown in the table. The right block shows pair-wise agreement on the same annotator rankings, mean ($\bar{\tau}$), and standard deviation (σ) of Kendall’s τ_b over the top-8 orderings, and mean quadratic-weighted Cohen’s κ with its standard deviation for the Likert labels.

4 Results

4.0.1 Baseline hallucination rate for LLaMA-70B-Instruct:

Across 5,543 questions, 1,090 answers meet our hallucination definition (19.7%, 95% CI 18.6% to 20.7%, Wilson score interval). As shown in Table 1, a total of $N = 2501$ double annotated and a further $N = 3042$ single annotated QA pairs were collected, totalling $N = 5543$ overall annotations. From the $N = 5543$ Task-1 QA pairs, 5476 score the maximum GP-relevance (R5), with $N = 641$ and $N = 461$ items flagged as annotator supplied feedback (#FB) or dispute (#Disp) respectively. Hence, the observed plausibility and answerability from this dataset can be shown as a plausibility of $5476/5543 \approx 0.988$ (98.8%) and an answerability

of $(5543 - 641 - 461)/5543 \approx 0.802$ (80.2%)

4.0.2 Inter-annotator agreements and Verification Reliability:

Annotators show substantial agreement as Table 1 shows pair-wise quadratic Cohen’s κ averaging $\bar{\kappa}_{\text{val-avg}} = 0.92$ for validity (range 0.87–0.96 across five QA types that had binary answers) and $\bar{\kappa}_{\text{GP-avg}} = 0.94$ for GP relevance (0.93–0.96 across all seven QA types), both well above the 0.60 “substantial” cut-off with $< 4.7\%$ and $< 2.9\%$ observed disagreements, while lower nominal Fleiss’ κ values (averaged at 0.23, 0.02 for validity and GP relevance respectively) reflect the annotator agreement for double-annotated items. The lower nominal Fleiss’ κ reflect skewed label distributions (Artstein and Poesio, 2008), and are less informa-

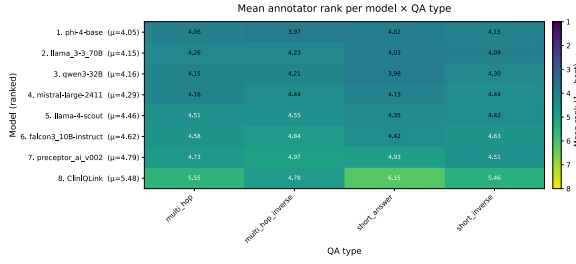


Figure 1: **Model-QA type heat-map.** Each cell shows the *mean annotator rank* (1 = best, 8 = worst)

tive here than weighted Cohen’s κ which respects the ordinal structure of the scale.

4.0.3 Ideal-pair yield:

Table 1 shows that from the Experiment-1 corpus of $N = 5,543$ unique QAs, 5,476 achieve the top plausibility tier from the $N = 6,645$ annotations recorded (inclusive of verified QA pairs, feedback, and disputes). We treat these fully relevant and uncontested pairs as *ideal* and therefore, the ideal-pair yield is $\frac{|Q_{A_{ideal}}|}{|Q_{A_{total}}|} = \frac{5,476}{6,645} \approx 0.824$ (82.4%).

4.0.4 Cross-model ranking and hallucination severity

Table 2 shows the cross-model analysis. The left block records 2 287 double-rank rows and 18 296 three-point Likert judgements, balanced across the four reasoning styles. Inter-annotator consistency appears in the right block showing the mean \pm s.d. Kendall’s τ_b for the top-8 orderings ranges from 0.18 ± 0.34 for *short_answer* items to 0.06 ± 0.40 for *multi_hop_inverse*. The results broadly indicate that reviewers agree on the best and worst models, even when middle rankings may differ slightly, and this is visible in Table 2, where the mean Kendall’s τ_b ranges from 0.18 on short-answer items to 0.06 on multi-hop inverse items, indicating that while middle-rank orderings vary, the positive τ_b values across all four QA types confirm a consistent directional agreement on the top- and bottom-ranked models. Severity labelling is steadier still as quadratic-weighted Cohen’s κ clusters between 0.57 ± 0.49 and 0.61 ± 0.49 , comfortably inside the “substantial” band.

5 Discussion

5.1 Hallucination Prevalence in Bio-NLP QA

In this evaluation, we found that, with viable medical textbook passages provided with templating to

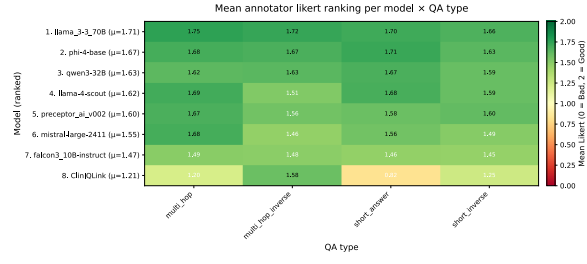


Figure 2: **Mean Likert score per model and QA type.** Each cell shows the *weighted mean Likert score* (0 = Bad, 2 = Good).

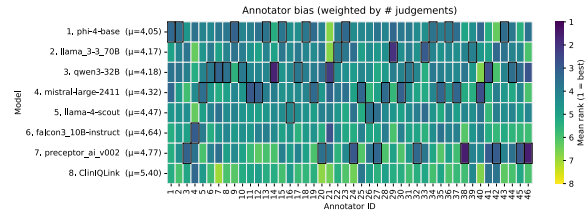


Figure 3: **Annotator bias matrix (weighted).** Colour shows the *weighted mean rank* of each model for each annotator, where weights are the number of Judgements that the annotator supplied. A **black rectangular outline** highlights an annotators *favourite* model.

generate a QA pair, 1,090 of the 5,543 QA pairs generated were found to meet the criteria required to be labeled as hallucinated content. Additionally, clinicians assigned the maximum plausibility rating to 98.8 % of responses, indicating that the vast majority used appropriate terminology, grammar, and professional prose and tone. Thus we found that there was no significant correlation between plausibility of the generated content and the likelihood that the generated content was a hallucination. For a non-expert reviewing the generated content (or end-users utilising these systems in a real-world scenario), this means that the generated content almost always seems to be plausible but has an almost one in five chance of being hallucinated.

5.2 Agreement and cost

Each annotator spent 2.05 minutes per judgement on average, but this varied heavily between Experiment 1 and Experiment 2 tasks and modalities. That time cost reflects the actual work needed to evaluate fluent medical text, as reviewers must read the passage, trace specific claims, and decide whether the response stays within the evidence and answers the query. The Error rates observed within Experiment 2 also varied by question format, as inverse phrasings increased hallucinations by as much as six percentage points relative to the non-

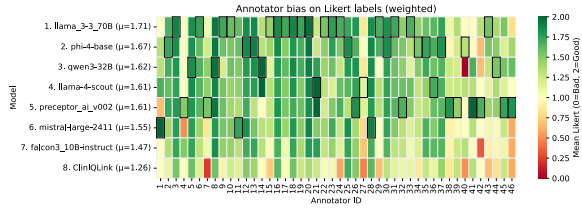


Figure 4: **Weighted Likert bias matrix.** Colour shows the *weighted* mean Likert score for each (*annotator, model*) cell, where weights equal the number of judgements that annotator provided for that model. Bias here refers to the tendency of individual annotators to systematically favour or disfavour particular models relative to the aggregate ranking, measured as the deviation of each annotator’s weighted mean rank (or Likert score) from the corpus-level mean for that model.

inverse formatted questions, and multiple-choice and list questions triggered more disputes than binary true/false prompts.

5.3 Hallucination frequency & severity across models

Hallucination frequency drops from 27.1 % at 1 B to 9.3 % at 70 B, showing a clear correlation between the size of a model and the tendency for the model to hallucinate. These per-model hallucination rates are derived from the error and severity counts reported in Table 2 and the annotator rank and Likert profiles. Additionally, Clinicians also assign fewer *Bad* labels at larger scales with 15.4 % at 1 B vs. 4.1 % at 70 B, though it should be noted here that, regardless of size or architecture tested, every model still produces some *Bad* answers and every model tested still produced hallucinations. QA pair formatting was also observed to have some effect on the propensity of all models to hallucinate and provide *Bad* responses, as we observed that Inverse-phrased and long-form response question types (short and multi-hop for this study) produce an increased number of hallucinated and *Bad* responses across all models tested. For example, applying an inverse template to “Which antitubercular drug is safe in HIV co-infection?” to ask which drug is *not* safe, the 70 B checkpoint produces an answer that conflicts with the reference answer by excluding isoniazid and broadly, across the benchmark, inverse prompts were found to elicit 6–9 % more hallucinations than their forward counterparts. It was also observed that list-type questions acted as the best evaluation modality for the closed-type QA pairs as, for example, when asked to list all contraindications to metformin, six of the eight

models omit true contraindications or add unsupported ones, and only the two largest checkpoints approach complete, non-hallucinatory lists. Scale was also observed to reduce the number of unsupported statements, but scale alone does not remove errors triggered by negation or completeness, as we observed that even at 70 B parameters, inverse prompts elicited 6–9 % more hallucinations than their forward counterparts, and list-type questions produced the highest dispute rates in Table 1, with 223 disputes for list items compared to a median of 34 across the remaining QA types. Therefore, including inverse pairs and list-style questions as routine stress tests within medical QA benchmarking was found to be the best current method to elicit hallucinations from and observe the true effectiveness of LLMs to provide medical knowledge.

5.4 Clinician preference and bias

We computed a Spearman correlation between each model’s hallucination rate and its mean usefulness score (the Likert label (Good/Okay/Bad)) and observed a negative association across the eight models ($\rho = -0.71$, $n = 8$, two-sided $p = 0.058$). The association varied by question format as inverse prompts showed the steepest relationship ($\rho = -0.78$), and clinicians penalised errors on inverse questions more heavily than comparable issues on the non-inverse prompts. Figures 3 and 4 demonstrate a low tendency for bias to affect the overall results of the study as the five most prolific annotators (each > 400 judgements) produce model orderings that agree with the aggregate ranking (Kendall’s $\tau > 0.82$).

6 Conclusion

Current Large Language Models remain unfit for unsupervised clinical deployment across all scales and architectures that were evaluated, as all models evaluated exhibited some level of hallucination, and with up to one in five responses annotated as hallucinated content from our Experimental 1 results. We found that Inverse or completeness (list) oriented QA templating is the most effective method for eliciting hallucinations from models, and because every generated item requires a clinician’s time to detect and/or correct hallucinated content, verification rather than an automated pipeline dominates the real cost of the automatic generation process by more than an order of magnitude. Until verification can be automated

with reliability comparable to expert review, no LLM-dependent system can be safely deployed in high-risk clinical settings without expert oversight, which currently represents the dominant cost barrier to deployment

Limitations

The Spearman correlation between hallucination rate and clinician usefulness ($\rho = -0.71$, $p = 0.058$) is computed over only eight models, leaving the test underpowered with wide confidence intervals and as such the association should be treated as preliminary until replicated on a larger model set. Two models evaluated in Experiment 2 are internal systems whose architecture and training details cannot be disclosed under double-blind policy, limiting architecture-specific conclusions. Hallucination rates are reported by QA type but not by clinical domain (e.g. cardiology, pharmacology); domain-level error rates may differ meaningfully from the aggregated figures reported here.

Ethics Statement

All question–answer pairs are derived from public-domain medical textbooks, so no protected health information or proprietary data are involved and the study is exempt from HIPAA, GDPR, and IRB review. Crowd verifiers were paid a wage above U.S. and EU minimum wages.

Acknowledgments

6.1 Funding

This research was supported [in part] by the Intramural Research Program of the National Institutes of Health (NIH). The contributions of the NIH author(s) are considered Works of the United States Government. The findings and conclusions presented in this paper are those of the author(s) and do not necessarily reflect the views of the NIH or the U.S. Department of Health and Human Services. This work utilized the computational resources of the NIH HPC Biowulf cluster (<https://hpc.nih.gov>) and the University of Maryland’s Zaratan cluster (<https://hpc.umd.edu/hpc/zaratan.html>). This research was also partly supported by the U.S. Fulbright program, enabling international collaborative efforts.

6.2 Declaration of Competing Interests

The authors declare no competing interests.

References

- Lisa Adams, Felix Busch, Tianyu Han, Jean-Baptiste Excoffier, Matthieu Ortala, Alexander Löser, Hugo J W L Aerts, Jakob Nikolas Kather, Daniel Truhn, and Keno Bressem. 2025. LongHealth: A question answering benchmark with long clinical documents. *J. Healthc. Inform. Res.*, 9(3):280–296.
- Rahul K Arora, Jason Wei, Rebecca Soskin Hicks, Preston Bowman, Joaquin Quiñero-Candela, Foivos Tsimpourlas, Michael Sharman, Meghan Shah, Andrea Vallone, Alex Beutel, Johannes Heidecke, and Karan Singhal. 2025. [HealthBench: Evaluating large language models towards improved human health](#).
- Ron Artstein and Massimo Poesio. 2008. [Inter-coder agreement for computational linguistics](#). *Computational Linguistics*, 34(4):555–596.
- Simone Balloccu, Patrícia Schmidová, Mateusz Lango, and Ondrej Dusek. 2024. [Leak, cheat, repeat: Data contamination and evaluation malpractices in closed-source LLMs](#). In *Proceedings of the 18th Conference of the European Chapter of the Association for Computational Linguistics (Volume 1: Long Papers)*, pages 67–93, St. Julian’s, Malta. Association for Computational Linguistics.
- Kent Chang, Mackenzie Cramer, Sandeep Soni, and David Bamman. 2023. [Speak, memory: An archaeology of books known to ChatGPT/GPT-4](#). In *Proceedings of the 2023 Conference on Empirical Methods in Natural Language Processing*, pages 7312–7327, Singapore. Association for Computational Linguistics.
- Sunil Choenni, Tony Busker, and Mortaza S. Bargh. 2023. [Generating synthetic data from large language models](#). In *2023 15th International Conference on Innovations in Information Technology (IIT)*, pages 73–78.
- Eun Jeong Gong, Chang Seok Bang, Jae Jun Lee, and Gwang Ho Baik. 2025. Knowledge-practice performance gap in clinical large language models: Systematic review of 39 benchmarks. *J. Med. Internet Res.*, 27:e84120.
- A. Grattafiori, A. Dubey, A. Jauhri, and *et al.* 2024. [The Llama 3 herd of models](#). *Preprint*, arXiv:2407.21783.
- Chetan Harsha, Karmvir Singh Phogat, Sridhar Dasaratha, Sai Akhil Puranam, and Shashishekar Ramakrishna. 2025. [Synthetic data generation using large language models for financial question answering](#). In *Proceedings of the Joint Workshop of the 9th Financial Technology and Natural Language Processing (FinNLP), the 6th Financial Narrative Processing (FNP), and the 1st Workshop on Large Language Models for Finance and Legal (LLMFin-Legal)*, pages 76–95, Abu Dhabi, UAE. Association for Computational Linguistics.

- Matthew Honnibal and Ines Montani. 2017. [spacy 2: Natural language understanding with bloom embeddings, convolutional neural networks and incremental parsing](https://arxiv.org/abs/1710.06071). <https://arxiv.org/abs/1710.06071>. Preprint, arXiv:1710.06071. Accessed 23 June 2025.
- Christopher Horn, Alisa Zhila, Alexander Gelbukh, Roman Kern, and Elisabeth Lex. 2013. Using factual density to measure informativeness of web documents.
- Di Jin, Eileen Pan, Nassim Oufattole, Wei-Hung Weng, Hanyi Fang, and Peter Szolovits. 2021. What disease does this patient have? a large-scale open domain question answering dataset from medical exams. *Applied Sciences*, 11(14):6421.
- Qiao Jin, Bhuwan Dhingra, Zhengping Liu, William Cohen, and Xinghua Lu. 2019. [Pubmedqa: A dataset for biomedical research question answering](#). In *Proceedings of the 2019 Conference on Empirical Methods in Natural Language Processing and the 9th International Joint Conference on Natural Language Processing (EMNLP-IJCNLP)*. Association for Computational Linguistics.
- Adam Tauman Kalai, Ofir Nachum, Santosh S Vempala, and Edwin Zhang. 2025. [Why language models hallucinate](#).
- Gregory Kell, Angus Roberts, Serge Umansky, Yuti Khare, Najma Ahmed, Nikhil Patel, Chloe Simela, Jack Coumbe, Julian Rozario, Ryan-Rhys Griffiths, and Iain J. Marshall. 2024. [Realmedqa: A pilot biomedical question answering dataset containing realistic clinical questions](#). *arXiv preprint*.
- Yubin Kim, Hyewon Jeong, Shen Chen, Shuyue Stella Li, Chanwoo Park, Mingyu Lu, Kumail Alhamoud, Jimin Mun, Cristina Grau, Minseok Jung, Rodrigo R Gameiro, Lizhou Fan, Eugene Park, Tristan Lin, Joonsik Yoon, Wonjin Yoon, Maarten Sap, Yulia Tsvetkov, Paul Pu Liang, and 8 others. 2025. Medical hallucination in foundation models and their impact on healthcare.
- Yunsoo Kim, Jinge Wu, Yusuf Abdule, and Honghan Wu. 2024. [MedExQA: Medical question answering benchmark with multiple explanations](#). In *Proceedings of the 23rd Workshop on Biomedical Natural Language Processing*, pages 167–181, Bangkok, Thailand. Association for Computational Linguistics.
- Anastasia Krithara, Anastasios Nentidis, Konstantinos Bougiatiotis, and Georgios Paliouras. 2023. [Bioasqqa: A manually curated corpus for biomedical question answering](#). *Scientific Data*, 10(1).
- Lorenz Kuhn, Yarin Gal, and Sebastian Farquhar. 2023. [Semantic uncertainty: Linguistic invariances for uncertainty estimation in natural language generation](#). *arXiv preprint*.
- Zongqian Li and Jacqueline M Cole. 2025. Auto-generating question-answering datasets with domain-specific knowledge for language models in scientific tasks. *Digit. Discov.*, 4(4):998–1005.
- Mahmud Omar, Vera Sorin, Jeremy D Collins, David Reich, Robert Freeman, Nicholas Gavin, Alexander Charney, Lisa Stump, Nicola Luigi Bragazzi, Girish N Nadkarni, and Eyal Klang. 2025. Multi-model assurance analysis showing large language models are highly vulnerable to adversarial hallucination attacks during clinical decision support. *Commun. Med. (Lond.)*, 5(1):330.
- Ankit Pal, Logesh Kumar Umapathi, and Malaikandan Sankarasubbu. 2022. [Medmcqa : A large-scale multi-subject multi-choice dataset for medical domain question answering](#).
- Oscar Sainz, Jon Campos, Iker García-Ferrero, Julen Etxaniz, Oier Lopez de Lacalle, and Eneko Agirre. 2023. [NLP evaluation in trouble: On the need to measure LLM data contamination for each benchmark](#). In *Findings of the Association for Computational Linguistics: EMNLP 2023*, pages 10776–10787, Singapore. Association for Computational Linguistics.
- Ilan S Schwartz, Katherine E Link, Roxana Daneshjou, and Nicolás Cortés-Penfield. 2024. Black box warning: Large language models and the future of infectious diseases consultation. *Clin. Infect. Dis.*, 78(4):860–866.
- Zhecheng Sheng, Tianhao Zhang, Chen Jiang, and Dongyeop Kang. 2023. [Bbscore: A brownian bridge based metric for assessing text coherence](#). *arXiv preprint*.
- Karan Singhal, Tao Tu, Juraj Gottweis, Rory Sayres, Ellery Wulczyn, Mohamed Amin, Le Hou, Kevin Clark, Stephen R Pfohl, Heather Cole-Lewis, Darlene Neal, Qazi Mamunur Rashid, Mike Schaeckermann, Amy Wang, Dev Dash, Jonathan H Chen, Nigam H Shah, Sami Lachgar, Philip Andrew Mansfield, and 16 others. 2025. Toward expert-level medical question answering with large language models. *Nat. Med.*, 31(3):943–950.
- Sheng Wang, Fangyuan Zhao, Dechao Bu, Yunwei Lu, Ming Gong, Hongjie Liu, Zhaohui Yang, Xiaoxi Zeng, Zhiyuan Yuan, Baoping Wan, Jingbo Sun, Yang Wu, Lianhe Zhao, Xirun Wan, Wei Huang, Tao Wang, Mengtong Xu, Jianjun Luo, Jingjia Liu, and 7 others. 2025a. LINS: A general medical Q&A framework for enhancing the quality and credibility of LLM-generated responses. *Nat. Commun.*, 16(1):9076.
- Yinuo Wang, Baiyang Wang, Robert Mercer, Frank Rudzicz, Sudipta Singha Roy, Pengjie Ren, Zhumin Chen, and Xindi Wang. 2025b. [Trustworthy medical question answering: An evaluation-centric survey](#). In *Proceedings of the 2025 Conference on Empirical Methods in Natural Language Processing*, pages 27489–27502, Suzhou, China. Association for Computational Linguistics.
- Johannes Welbl, Pontus Stenetorp, and Sebastian Riedel. 2017. [Constructing datasets for multi-hop reading comprehension across documents](#).

Sizhe Yuen, Ting Su, Ziyang Wang, Yali Du, and Adam J Sobey. 2025. [Automatic dataset generation for knowledge intensive question answering tasks.](#)

Yue Zhang, Yafu Li, Leyang Cui, Deng Cai, Lemao Liu, Tingchen Fu, Xinting Huang, Enbo Zhao, Yu Zhang, Chen Xu, Yulong Chen, Longyue Wang, Anh Tuan Luu, Wei Bi, Freda Shi, and Shuming Shi. 2023. [Siren’s song in the AI ocean: A survey on hallucination in large language models.](#)

Zhihong Zhu, Yunyan Zhang, Xianwei Zhuang, Fan Zhang, Zhongwei Wan, Yuyan Chen, Qingqing Long, Yefeng Zheng, and Xian Wu. 2025. [Can we trust AI doctors? a survey of medical hallucination in large language and large vision-language models.](#) In *Findings of the Association for Computational Linguistics: ACL 2025*, pages 6748–6769, Vienna, Austria. Association for Computational Linguistics.