

FlexServe: A Fast and Secure LLM Serving System for Mobile Devices with Flexible Resource Isolation

Yinpeng Wu Yitong Chen Lixiang Wang Jinyu Gu Zhichao Hua✉ Yubin Xia
Institute of Parallel and Distributed Systems, Shanghai Jiao Tong University
{wyp1536481268,yitongcheng,2042567212,gujinyu,xiayubin,zchua}@sjtu.edu.cn

Abstract

Device-side Large Language Models (LLMs) have witnessed explosive growth, offering higher privacy and availability compared to cloud-side LLMs. During LLM inference, both model weights and user data are valuable, and attackers may even compromise the OS kernel to steal them. ARM TrustZone is the de facto hardware-based isolation technology on mobile devices, used to protect sensitive applications from a compromised OS. However, protecting LLM inference with TrustZone incurs significant overhead due to its inflexible isolation of memory and the NPU.

To address these challenges, this paper introduces FlexServe, a fast and secure LLM serving system for mobile devices. It first introduces a Flexible Resource Isolation mechanism to construct Flexible Secure Memory (Flex-Mem) and Flexible Secure NPU (Flex-NPU). Both memory pages and the NPU can be efficiently switched between unprotected and protected modes. Based on these mechanisms, FlexServe designs a fast and secure LLM inference framework within TrustZone’s secure world. The LLM-Aware Memory Management and Secure Inference Pipeline are introduced to accelerate inference. A Multi-Model Scheduler is proposed to optimize multi-model workflows. We implement a prototype of FlexServe and compare it with two TrustZone-based strawman designs. The results show that FlexServe achieves an average $10.05\times$ speedup in Time to First Token (TTFT) compared to the strawman, and an average $2.44\times$ TTFT speedup compared to an optimized strawman with pipeline and secure NPU enabled. For multi-model agent workflows, the end-to-end speedup is up to $24.30\times$ and $4.05\times$ compared to the strawman and optimized strawman, respectively.

1 Introduction

Device-side Large Language Models (LLMs) have witnessed explosive growth [5, 13, 20, 41, 60, 68], which can achieve higher privacy and availability compared with cloud-side LLMs. Furthermore, device-side LLMs can be trained or

fine-tuned with specific datasets, making them more suitable for specific tasks [23, 43, 66, 67, 69, 74], and mobile AI applications can achieve high intelligence by invoking multiple LLMs [11, 37, 42, 73, 75, 76]. Model vendors have released small-scale models for mobile devices [5, 13, 20, 60], and developers are also trying to integrate device-side LLMs into their applications [1, 2, 24, 37, 50, 53, 75].

Deploying LLMs on mobile devices introduces new security challenges. First, the LLM model itself has high value, costing millions of dollars to train [18, 34]. Second, the LLM service handles various types of data on mobile devices, including chat history, screen content, and more. These factors make LLM inference an attractive target for attackers. Given that the existing OS kernel is large and prone to bugs [3, 4], attackers may even compromise the kernel to steal model weights or user data during LLM inference.

ARM TrustZone [7] is a hardware isolation technology to protect sensitive applications from a compromised OS [26, 39, 40, 45, 54] on mobile devices. It provides a Trusted Execution Environment (TEE) called the secure world. A strawman approach is to run LLM inference in the secure world. However, it has high performance overhead due to the inflexible isolation of TrustZone. First, TrustZone’s secure memory is inflexible; the number of regions is limited and must be contiguous physical memory. LLM inference requires a large amount of secure memory. Allocating such a large contiguous memory region is slow, especially for memory-constrained mobile devices where most memory is allocated to caching data and code for commonly-used applications [9, 10, 49]. In our evaluation, allocating 8GB contiguous memory for a Llama3.1-8B model takes about 6.44 seconds, which is much longer than the prefill time (Section 2.3). State-of-the-art (SOTA) mobile agent applications [11, 37, 42, 73, 75, 76] even use multiple LLMs to achieve high intelligence, which further complicates secure memory management. Second, TrustZone’s device protection is inflexible, meaning the NPU cannot be efficiently switched between the normal and secure worlds. In practice, existing mobile devices always configure the NPU as a normal device,

and it cannot be used in the secure world. Using only the CPU for LLM inference significantly hurts performance.

To address these challenges, this paper introduces a fast and secure LLM inference system called FlexServe. FlexServe first introduces a Flexible Resource Isolation mechanism to construct Flexible Secure Memory (Flex-Mem) and Flexible Secure NPU (Flex-NPU). It allows any memory page and NPU to be efficiently switched between protected and unprotected modes. If the resource is protected, only the secure-world application can access it. Specifically, FlexServe uses a lightweight secure hypervisor to protect the flexible secure resource, and employs On-demand Protection to minimize the virtualization overhead. Based on Flex-Mem and Flex-NPU, FlexServe further designs a fast secure LLM inference framework in TrustZone’s secure world. The TrustZone secure memory is used to store the framework code and data, while Flex-Mem is used to store the runtime data, including model weights, KV caches, and intermediate tensors. Flex-NPU is used to accelerate the computation. With Flex-Mem, FlexServe further introduces an LLM-Aware Memory Management and Secure Inference Pipeline to accelerate LLM inference. A Multi-Model Scheduler is introduced to speed up the multi-model workflow. We implemented a prototype of FlexServe on a Rockchip RK3588, equipped with an 8-core CPU and an NPU. We compare the performance of FlexServe with two TrustZone-based strawman designs. The results show that FlexServe achieves an average $10.05\times$ speedup in TTFT compared to the strawman, and an average $2.44\times$ TTFT speedup compared with an optimized strawman with pipeline and secure NPU enabled. For multi-model agent workflows, the end-to-end speedup is up to $24.30\times$ and $4.05\times$ compared with the strawman and optimized strawman respectively. In summary, this paper makes the following contributions:

- The Flexible Resource Isolation mechanism to construct Flex-Mem and Flex-NPU, which can be switched between protected and unprotected modes efficiently.
- The fast and secure LLM inference framework based on Flex-Mem and Flex-NPU, including efficient memory management for multi-model workflow.
- A prototype implementation of FlexServe and a detailed evaluation with two TrustZone-based strawman designs. The results show that FlexServe can achieve an average $10.05\times$ speedup on TTFT compared to the strawman.

2 Backgrounds and Motivations

2.1 LLMs in Mobile Device

Device-side LLMs [5, 13, 20, 41, 60, 68] are deployed on mobile devices, so users do not need to upload their data to the cloud, which reduces the risk of data leakage. It also

removes the network connection to the cloud and improves the availability. Model vendors have released small-scale models suitable for mobile deployment, such as Llama [20], Phi-4 [5], Qwen3 [13] and Gemma [60], and developers are also trying to integrate device-side LLMs into their applications [1, 2, 24, 37, 50, 53, 75].

Multiple Models in One Device: Unlike cloud-side LLMs which have large model size and provide general intelligence, device-side LLMs are small-scale models and can be trained or fine-tuned with specific datasets, which makes them more suitable for specific tasks, such as financial analysis, UI navigation, and more [23, 43, 66, 67, 69, 74]. State-of-the-art (SOTA) mobile agent applications also use multiple LLMs to achieve high intelligence [11, 37, 42, 73, 75, 76].

Security Challenges of Device-side LLMs: First, the LLM model weights are valuable, which are trained with a large amount of data and computation resources [18, 34]. Second, AI applications send various types of data, including chat history and screen content, as input to the LLM. Compromising the LLM inference system can steal a significant amount of sensitive user information. Unfortunately, existing mobile OS kernels have a large code base and are prone to bugs, which makes them vulnerable to attacks. For example, Android relies on the Linux kernel, which has 40 million lines of code [4] and 9756 CVEs [3]. Attackers can compromise the kernel to steal the model weights and user data during the LLM inference procedure.

2.2 ARM TrustZone and Its Limitations

ARM TrustZone [7] is a hardware security extension, which divides the processor into a normal world and a secure world. All hardware resources can be divided into normal and secure modes. The normal world cannot access secure resources, while the secure world can access all resources. The commodity OS and normal applications are running in the normal world. The secure world is a Trusted Execution Environment (TEE), which is used to run secure applications. Even a malicious OS kernel cannot compromise the confidentiality and integrity of secure-world applications.

Inflexible Resource Isolation of TrustZone: Switching the resources between the normal and secure worlds is inflexible. For the physical memory, TrustZone manages it with several contiguous regions (e.g., 8), and each of them can be configured as normal or secure. To allocate a secure memory region, the system must merge fragmented free memory pages into a continuous region, which is slow. Peripherals can be dynamically configured as normal or secure. However, the device driver manages the status of each device, and switching this status is complex. As a result, existing mobile devices choose to statically partition the hardware resources. Only a limited amount of physical memory and security-related devices are configured as secure, during the system boot. It is enough for traditional secure applications, such as the key

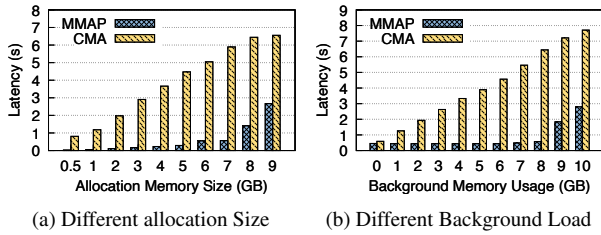


Figure 1: Latency of allocating memory with different sizes (a) and allocating 8GB memory with different workloads (b).

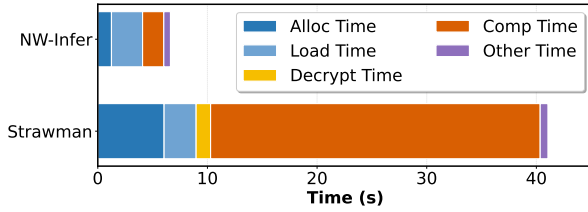


Figure 2: Breakdown of the TTFTs of normal-world inference and the TrustZone-based strawman.

management and kernel integrity protection [26,39,40,45,54].

2.3 Challenges of Protecting LLM with TrustZone

A strawman approach is to run the LLM inference in the secure world, defending against the untrusted OS kernel. However, it faces three main challenges, which significantly hurt the inference performance.

Challenge-1: Inflexible Secure Memory. Even with 8-bit quantization, a Llama3-8B model still requires almost 7.5GB memory only for the model weights. Unfortunately, the memory resources are extremely constrained even for modern mobile devices, because most of memory is already allocated to cache the data and code for commonly-used applications [9, 10, 49]. It is impossible to statically partition 8GB memory as secure. However, dynamically allocating 8GB secure memory needs to allocate 8GB of contiguous physical memory, which is very slow. As shown in Figure 1, even using the Linux Contiguous Memory Allocator (CMA), allocating contiguous memory is much slower than normal *mmap*, especially when the memory is used by other applications. For a 16GB device with 8GB memory usage, CMA takes 6.44s to allocate 8GB memory, while *mmap* takes 0.56s. Note that 8GB memory usage is not high for a 16GB modern mobile device.

Challenge-2: Unavailable Secure NPU. NPU is widely used to accelerate the model inference, which is also required by the normal-world applications. It cannot be statically partitioned to the secure world. The secure world cannot use

the NPU, and CPU inference is much slower. As shown in Figure 2.3, the computation time of the strawman (using CPU) is 30.06s while the normal-world inference (using NPU) only takes 1.94s.

Challenge-3: Complex Workloads. Modern mobile devices are memory-constrained, using most memory to cache the data and code for commonly-used applications [9, 10, 49]. In our evaluation, for a OnePlus 12 of ColorOS 16.0.3 (based Android 16) with 16GB memory, **8.83GB** memory is used immediately after the system boot, even when no application is open. Meanwhile, mobile LLM applications invoke different LLM models for different tasks [11, 37, 42, 73, 75, 76]. It is challenging to manage the constrained memory resources for the secure invocations of different LLM models.

2.4 ARM Virtualization

ARM virtualization extension supports running Virtual Machines (VMs) on the ARM platform. It introduces a new hypervisor mode (EL2) to run the hypervisor which manages resources and traps critical operations from VMs. A two-stage address translation mechanism is introduced to support the memory virtualization. The Stage-1 Page Table (S1PT) is controlled by the OS kernel which translates the virtual address (VA) to intermediate physical address (IPA) for each VM. Then, the Stage-2 Page Table (S2PT), controlled by the hypervisor, translates the IPA to physical address (PA) for each VM. The System MMU (SMMU) is introduced to perform the access control for DMA operations. FlexServe leverages the virtualization extension to implement the Flexible Resource Isolation.

3 Overview

3.1 Design Goals

FlexServe aims to provide a fast and secure LLM inference system for mobile devices. The detailed goals are:

- **Security:** The confidentiality and integrity of model weights and input/output are protected during LLM inference against a compromised OS kernel.
- **High-Performance:** Both the Time to First Token (TTFT) and the Time Between Tokens (TBT) should be minimized, as well as the overhead to normal-world applications.
- **Multi-Model Support:** High performance is maintained when different models are invoked, especially for multi-model agent workflows.

3.2 Threat Model

FlexServe aims to protect LLM inference from attackers with kernel privileges. Both the confidentiality and integrity of the

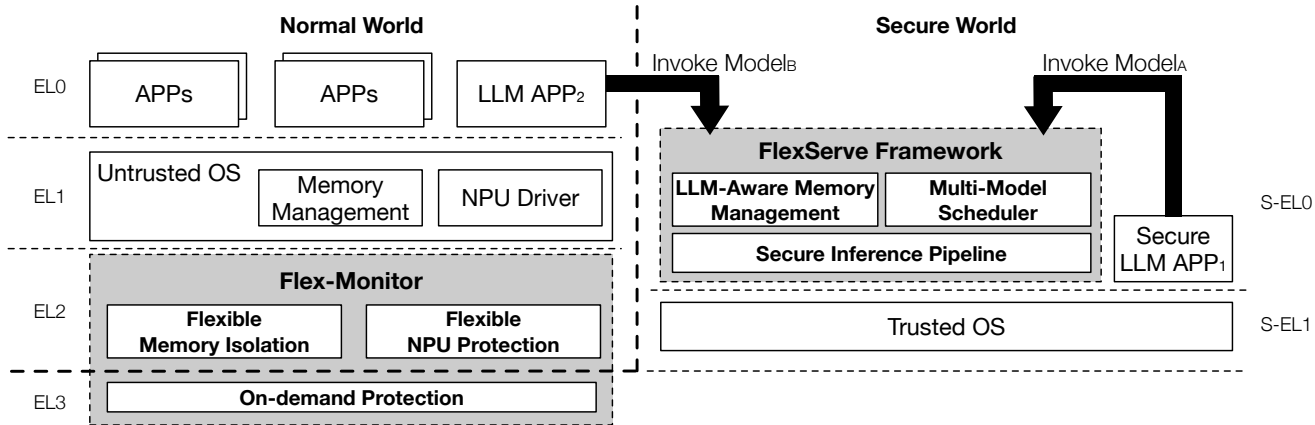


Figure 3: **System overview of FlexServe:** The Flex-Monitor constructs the Flex-Mem and Flex-NPU, and the FlexServe Framework provides a fast and secure LLM inference framework.

model weights and input/output are protected. All normal-world applications are considered untrusted. FlexServe assumes the initial kernel code is benign and that secure boot protects its integrity. However, the kernel may contain bugs and could be compromised after system boot. Consequently, an attacker could access or modify any memory pages or peripherals with kernel privileges to compromise the LLM inference system. Secure-world components and the lightweight Flex-Monitor are trusted.

The inference request may be sent by a normal-world application. Similar to existing TrustZone-based systems, FlexServe cannot prevent attackers from directly stealing input/output from normal-world clients. However, the model weights remain protected. Side-channel attacks, physical attacks, and DoS attacks are considered out of scope. Section 8 gives the detailed security analysis.

3.3 System Overview

The design of FlexServe consists of a Flex-Monitor and a FlexServe Framework (Figure 3). The former constructs the Flexible Secure Memory (Flex-Mem) and Flexible Secure NPU (Flex-NPU), allowing FlexServe to allocate secure resources efficiently. Building on these, the FlexServe Framework provides a fast and secure LLM inference environment.

The Flex-Monitor provides the Flexible Resource Isolation mechanism, running across normal EL2 (hypervisor mode) and secure EL3 (monitor mode). It introduces Flexible Memory Isolation to construct Flex-Mem, a page-granular and flexible secure memory abstraction (Section 4.1). Flex-Mem pages can be recalled and managed by the normal-world kernel along with unprotected memory. Meanwhile, the Flex-Monitor introduces Flexible NPU Protection to construct Flex-NPU, a secure NPU abstraction which can switch between protected and unprotected modes efficiently (Section 4.3). The normal-world NPU driver is reused to facilitate efficient

switching. Flex-Monitor leverages two-stage address translation to implement protection, which may introduce runtime overhead. An On-demand Protection mechanism is introduced to eliminate this overhead when no secure inference tasks are active (Section 4.4).

Based on Flex-Mem and Flex-NPU, FlexServe further constructs the FlexServe Framework within the TrustZone secure world. It reuses the existing secure-world software stack to execute the inference framework. Flex-Mem is used to protect the runtime data, including the model weights and KV caches. Flex-NPU is used to accelerate the inference. A Secure Inference Pipeline is introduced to hide the latency overhead of secure loading and cryptographic operations (Section 5.1). Benefiting from the page-granular and flexible protection of Flex-Mem, an LLM-Aware Memory Management mechanism is introduced to optimize memory usage (Section 5.2). A Multi-Model Scheduler manages memory resources for different LLM models (Section 5.3). The FlexServe Framework can handle requests from both normal-world and secure-world applications. The lifecycle of FlexServe is detailed in Section 5.4.

4 Flexible Resource Isolation

4.1 Flexible Secure Memory

FlexServe divides all memory resources into three types: unprotected memory, Flexible Secure Memory (Flex-Mem) and TrustZone’s secure memory (Figure 4). Both the unprotected memory and Flex-Mem are the normal memory of TrustZone. The previous one is used by the untrusted OS and applications. The Flex-Mem is a flexible, page-granular secure-memory abstraction designed for secure LLM inference. Any unprotected memory page can be switched to Flex-Mem page, which can later be recalled back to the unprotected memory when memory pressure rises or the Flex-Mem is unused.

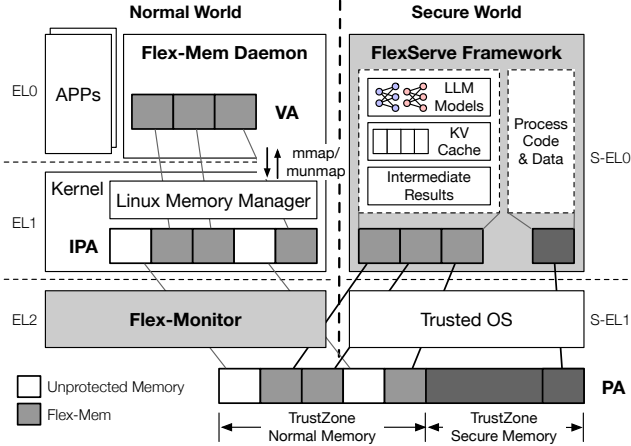


Figure 4: Memory Protection of FlexServe.

As shown in Figure 4, a Flex-Monitor, running in the EL2, isolates all Flex-Mem from the untrusted OS kernel by leveraging Stage-2 Page Table (S2PT). During the Flex-Mem pages allocation, the untrusted kernel first allocates a set of free unprotected pages. Details about the Flex-Mem management is shown in Section 4.2. Then, the Flex-Monitor unmaps the intermediate physical address (IPA) to physical address (PA) mapping for these pages by configuring the S2PT. And these pages are switched to Flex-Mem pages. Both the untrusted kernel and applications cannot access them. After the allocation, the secure-world trusted OS maps the Flex-Mem pages to the FlexServe Framework’s address space (details in Section 5). During Flex-Mem recall, the Flex-Monitor remaps these pages in the normal world’s S2PT, and returns them to the normal-world kernel.

DMA Protection: Direct memory access (DMA) may be abused to access the Flex-Mem pages. The Flex-Monitor prevents it by removing the VA-to-PA mapping for the Flex-Mem pages in the SMMU, which performs the address translation for DMA operations. Flex-Monitor first unmaps the MMIO region for the SMMU in the S2PT, to hook the modifications to the SMMU base address registers. Then it gets the enabled SMMU page table and can unmap the Flex-Mem pages from it. The SMMU base address registers are rare-access registers, the hooking only triggers very small overhead. The On-demand Protection mechanism can further reduce the protection overhead (Section 4.4).

4.2 Flex-Mem Management

FlexServe introduces a Flex-Mem Daemon process in the normal world to manage the Flex-Mem. The daemon coordinates with the untrusted kernel to allocate and reclaim pages, relying on the Flex-Monitor to enable or disable Flex-Mem protection. By leveraging the daemon process and the page-granular protection of Flex-Mem, the kernel can manage Flex-Mem alongside unprotected memory. Specifically,

it manages Flex-Mem indirectly by managing the daemon process’s memory; for example, it reclaims Flex-Mem by revoking memory from the daemon process.

Flex-Mem Allocation: The secure-world trusted OS sends the allocation request to the Flex-Mem Daemon process. The daemon then allocates and pins the required memory from the untrusted kernel by invoking *mmap* interfaces. All allocated pages are transferred to the Flex-Monitor, and their IPA-to-PA mappings are removed. Consequently, the kernel loses access to these pages. Finally, the allocated Flex-Mem pages are transferred to the secure world.

Flex-Mem Reclaim: The untrusted kernel can reclaim Flex-Mem, for instance, when memory pressure rises. It first notifies the Flex-Mem Daemon, specifying the number of pages to reclaim. The daemon then requests the secure world to release a sufficient number of Flex-Mem pages. The FlexServe Framework determines which pages to release (Section 5.2) and clears their content if necessary. Subsequently, the Flex-Monitor remaps these released pages into the normal world’s S2PT. Finally, the daemon process unpins these pages and returns them to the kernel. Additionally, the FlexServe Framework can voluntarily release unused Flex-Mem pages to the normal world.

Lazy Reclaim: Since Flex-Mem stores sensitive data, its content must be cleared before being returned to the untrusted kernel. However, the kernel often overwrites the entire page immediately after reallocation. For example, when a page is allocated via *mmap* with *MAP_ANONYMOUS* | *MAP_PRIVATE* flags or backed by a file descriptor, the kernel overwrites the page immediately. To avoid redundant clearing, the Flex-Monitor delays this operation until the freed Flex-Mem page is actually reused. Specifically, during reclamation, the page is not cleared immediately, though the Flex-Monitor still unmaps it from the S2PT. The daemon process unpins the page, and the kernel marks it as a lazy reclaim page. Upon reallocating such a page, the kernel invokes the Flex-Monitor to overwrite the page with new content and map it into the S2PT. The Flex-Monitor ensures the page is cleared even if the kernel does not modify it.

4.3 Flexible NPU Protection

FlexServe introduces the Flexible Secure NPU (Flex-NPU) to efficiently enable the NPU for secure LLM inference. Flex-NPU operates on a time-multiplexing model: the NPU is either in unprotected mode, accessible by the normal world, or switched into Flex-NPU mode, where it is exclusively available to the secure world.

When the NPU is in Flex-NPU mode, the Flex-Monitor prevents the untrusted kernel from accessing it. The ARM architecture uses Memory-Mapped IO (MMIO) to access devices, including the NPU. Therefore, the Flex-Monitor removes the NPU’s MMIO region from the normal world’s S2PT, effectively blocking kernel access.

Subsequently, FlexServe reuses the normal-world NPU driver to control the Flex-NPU. The Flex-Monitor constructs an isolated Flex-NPU sandbox to protect the NPU driver when the NPU is in Flex-NPU mode. Specifically, the Flex-Monitor maintains an additional S2PT for this sandbox. When the secure world invokes the protected NPU driver, the Flex-Monitor switches to the sandbox’s S2PT. The NPU’s MMIO region is mapped within the sandbox’s S2PT, allowing the driver to access the NPU. Both the driver’s code and data are mapped in the sandbox’s S2PT but unmapped from the kernel’s S2PT. This prevents the kernel from tampering with the protected NPU driver’s code and data. Although the driver retains residual state from the unprotected mode, NPU task launching is a stateless operation. Thus, the remaining state does not influence Flex-NPU task execution.

Furthermore, the Flex-Monitor enforces that the Flex-NPU can access only Flex-Mem pages by restricting the Flex-NPU’s SMMU page table mappings. Unprotected memory pages are unmapped, ensuring that private data cannot be leaked to unprotected memory by the Flex-NPU. Note that, since different devices use distinct SMMU page tables, the Flex-Monitor still ensures that no other devices can access Flex-Mem pages.

When the Flex-NPU switches back to unprotected mode, the Flex-Monitor remaps the NPU’s MMIO region and the driver’s code and data to the kernel’s S2PT. The NPU’s SMMU page table is also reverted to map only unprotected memory pages.

4.4 On-demand Protection

Flex-Monitor leverages the S2PT to protect the Flex-Mem and Flex-NPU, which may introduce performance overhead for normal-world applications. On-demand Protection is introduced to minimize this overhead. This mechanism disables protection when both the Flex-Mem and Flex-NPU are fully released, and re-enables it when either is allocated. The key challenge lies in preserving the integrity of the Flex-Monitor itself, as its code and data are stored in normal memory. Once the S2PT is disabled, the untrusted kernel could potentially modify the Flex-Monitor and compromise the protection.

To address this, Flex-Monitor is divided into an EL2 component and an EL3 component. The EL2 component implements the main protection mechanisms, including Flexible Secure Memory and Flexible Secure NPU. The EL3 component freezes the EL2 component to eliminate virtualization overhead and protect its integrity. The EL3 component executes within TrustZone’s secure memory. It calculates and stores a hash of the EL2 component, covering both its code and data. Subsequently, it disables the S2PT. To re-enable protection, the EL3 component restores the S2PT and verifies the EL2 component using the stored hash. The S2PT is also verified as part of the EL2 component’s data. The entire EL2 component is placed in a contiguous memory region to sim-

plify hash calculation. Note that the EL2 component does not contain any private data (e.g., model weights), so FlexServe only protects its integrity.

5 FlexServe Framework

The FlexServe Framework is implemented as a secure-world Trusted Application (TA). It utilizes secure memory to store code and data, including global variables and the stack. Task data, including model weights and the KV cache, are placed in Flex-Mem, while the Flex-NPU accelerates the inference.

5.1 Secure Inference Pipeline

Mobile devices lack sufficient memory to keep LLM weights resident continuously. Consequently, on-device inference suffers from *cold starts*, necessitating on-demand weight loading. This issue is exacerbated in confidential computing settings, where encrypted weights require decryption, further increasing the TTFT.

FlexServe leverages pipeline parallelism to mitigate cold-start overhead by overlapping different steps. The decode stage can directly use the in-memory weights loaded by the prefill stage. Therefore, FlexServe focuses on the prefill and partitions it into four steps: 1) **Memory allocation**: Allocating memory for model weights and KV cache. 2) **Model loading**: Loading encrypted weights from storage. 3) **Model decryption**: Decrypting the weights. 4) **Forward computation**: Executing the prefill stage using the Flex-NPU and CPU.

The prefill stage processes a sequence of layers, where each layer depends solely on the output of the previous layers. Within each layer, different steps are constrained only by their *in-layer* dependency (allocate → load → decrypt → compute) and do not rely on results from preceding layers. FlexServe overlaps the allocation, loading, and decryption of layer $i+1$ with the computation of layer i .

Pipeline Bottleneck: Overall latency is determined by the longest steps on the critical path. While NPU/CPU computation time scales with prompt length, allocation, loading, and decryption are largely input-independent. Figure 2.3 shows that contiguous memory allocation (CMA) dominates these auxiliary stages, limiting end-to-end latency. By leveraging Flex-Mem, FlexServe avoids heavyweight CMA allocation. Consequently, the prefill pipeline becomes bottlenecked primarily by model loading time, allowing for greater speedup.

Secure Loading: During the allocation-loading-decryption process, memory pages are not immediately transitioned to Flex-Mem after allocation. Instead, the untrusted kernel uses DMA to load encrypted model weights into these initially unprotected pages. Once loading is complete, the memory is transitioned to Flex-Mem, followed by decryption performed by a secure-world process.

5.2 LLM-Aware Memory Management

FlexServe categorizes the memory footprint of on-device LLM inference into three types: *model weights*, *KV cache*, and *activations*. Leveraging the flexible Flex-Mem, FlexServe can manage the memory footprint of these data in a fine-grained and workload-aware manner, expanding the optimization space.

Model Weights: Model weights are accessed layer-by-layer during inference. FlexServe therefore reorganizes the on-disk model into a layered layout and manages the model weight cache in a layer-aware manner within Flex-Mem. This ordering naturally defines caching and eviction priorities. When additional memory is available, FlexServe keeps the earlier layers of a model in Flex-Mem to reduce the cold-start overhead. Under memory pressure, it releases later layers first. Combined with the pipelined loading strategy (§5.1), caching a prefix of layers can shift the bottleneck from weight loading to forward computation.

KV Cache: The size of KV cache grows with the (unknown) output length during the inference. A naive approach is to pre-allocate the secure memory for the maximum token length, which causes the fragmentation problem and wastes space. Leveraging the Flex-Mem, FlexServe adopts a paged design that groups the KV cache of a fixed number of consecutive tokens into a single allocation unit, similar to PagedAttention [35]. The FlexServe Framework allocates new Flex-Mem pages for saving the KV cache of the new generated tokens.

Meanwhile, caching the KV cache across inference requests can avoid redundant prefill computation, e.g., for the multi-turn chat and agent workflows. However, KV cache still takes a significant memory space. Taking Qwen3-8B as an example, when the token length exceeds 7K, KV cache can reach GB. Leveraging Flex-Mem, FlexServe implements a flexible cache of KV cache. When the normal-world OS requests memory reclamation, FlexServe can selectively offload cold KV pages. They are encrypted and spilled to flash. Our current implementation uses LRU policy to identify cold KV pages.

Activations: Activation tensors are short-lived and their peak size is mainly determined by batch size (or chunk size) in prefill. FlexServe Framework allocates activations from dedicated Flex-Mem regions and treats them as volatile. They can be reclaimed aggressively once a request completes.

5.3 Multi-Model Scheduler

Mobile devices host different LLM models for different tasks [23, 43, 66, 67, 69, 74]. Even a single LLM application may invoke multiple models [11, 37, 42, 73, 75, 76]. Meanwhile, the available memory budget fluctuates rapidly due to the dynamic memory usage of mobile applications. FlexServe Framework introduces a multi-model scheduler to manage the memory for different LLM models, leveraging the flexible

Flex-Mem. It coordinates 1) which model(s) remain resident; 2) which layers are kept in Flex-Mem, and 3) when to proactively prefetch or evict layers.

Zero-stall Cache Line for a Single Model: Due to the large model loading time, the pipeline may stall for waiting for the model weights. Caching some prefix of layers can eliminate most pipeline stalls. FlexServe defines the zero-stall cache line as the minimum number of earliest layers that must remain resident so that, for a target prompt-length distribution, prefill can proceed without waiting for weight loading/decryption in the critical path. In practice, FlexServe caches these layers in Flex-Mem. When memory pressure increases, the scheduler preferentially reclaims layers from the tail, while keeping the cache line intact whenever possible.

Workflow-aware Scheduling across Multiple Models: Many on-device agents invoke multiple models (e.g., a retriever, a planner, an executor or a generator) in a relatively stable order [11, 37, 42, 73, 75, 76]. When the workflow reveals (or can predict) the next model to be invoked, the scheduler prefetches the next model to the Flex-Mem in the background. The prefetch is pipelined with the decode stage of the previous model. Similarly, when switching from model A to model B, the scheduler reclaims model A's tail layers first and overlaps model B loading with ongoing computation, reducing end-to-end latency for the entire agent pipeline.

Prediction-based Caching for General Workloads: For unknown workloads, the scheduler maintains a model-level cache using standard replacement policies such as LRU. It dynamically adjusts the percentage of the cached weights for each model based on the observed request frequency, prompt-length statistics, and the current memory watermark. This enables the system to trade off between keeping multiple models partially resident (fast switching) and keeping one model deeper (better cold-start performance).

5.4 Lifecycle of FlexServe

The lifecycle of FlexServe can be divided into three phases: secure boot, session establishment, and confidential inference.

Secure Boot and Initialization: With secure boot technology, the firmware can verify the integrity of the Flex-Monitor and the secure-world trusted OS (T-OS). The FlexServe Framework is implemented as a TA, which is signed by the device vendor's private key. When the FlexServe Framework is started, the T-OS 1) allocates a secure memory region for it; 2) loads the encrypted binary from the file system and verifies its signature; and then 3) decrypts the binary into the secure memory and jumps to the FlexServe Framework's entry point. This process ensures the integrity of the FlexServe Framework's code.

Secure Session and Channel Establishment: To protect the input/output for the secure LLM inference, the LLM application and FlexServe Framework establish an end-to-end secure channel. It is implemented following the stan-

ard GlobalPlatform TEE specifications, by invoking the `TEEC_OpenSession` function. During this phase, the client can attest the framework to verify 1) it runs in the secure world and 2) its integrity is guaranteed. Note that, FlexServe also allows another secure-world TA or a remote application to invoke the FlexServe Framework. The secure session and attestation are also performed.

Confidential Inference Transaction: The runtime interaction follows a strict request-response model.

1. **Request Generation:** The client encrypts the user’s prompt and target model index using the session key. The request is sent to the FlexServe Framework, by invoking the `TEEC_InvokeCommand` function. Then the CPU switches to the secure world.
2. **Secure Execution:** The FlexServe Framework gets the request, decrypts it and verifies its integrity. It then triggers the Secure Inference Pipeline (Section 5.1) to load the target model and run the inference task, using Flex-Mem and Flex-NPU.
3. **Result Commitment:** The output tokens are encrypted and returned to the client during the secure session. A response proof is generated for the output, including the request hash, output hash, and a signature.
4. **Response Verification:** The client decrypts the response and verifies it with the proof. The response proof is signed by the framework’s private key, which enforces the response is generated by the trusted FlexServe Framework with specified input and model.

6 Implementation

We implement a prototype of FlexServe on the Rockchip RK3588 platform, which provides an open-source NPU driver [72] alongside a closed-source NPU runtime [71]. The software stack is built upon Linux Kernel 6.1.57 serving as the normal-world OS kernel and OP-TEE 4.5.0 [44] as the secure-world trusted OS.

The system architecture comprises two primary components: Flex-Monitor and the FlexServe Framework. Flex-Monitor consists of approximately 4.5K lines of code (LoC). It implements essential virtualization primitives, including S2PT management and SMMU configuration, which form the foundation for our Flex-Mem and Flex-NPU mechanisms. The FlexServe Framework is a lightweight LLM inference engine implemented in C/C++ as a Trusted Application (TA). Spanning 3.3K LoC, it currently supports representative open-source LLMs, such as the Llama3 and Qwen3 series models.

The vendor’s closed-source NPU runtime executes specified LLM models as a black box, preventing the integration of our framework’s optimizations. To address this, FlexServe leverages a community-driven reverse-engineering

project [48], which utilizes the NPU for INT8 Matrix Multiplication and the CPU for inverse quantization operations during GEMM. Building upon this foundation, we integrate critical optimizations for GEMM, such as automatic matrix blocking, fine-grained CPU/NPU cache coherence control, and CPU/NPU pipelined block matrix GEMM, to accelerate the inference engine. Moreover, ARM Neon instructions are utilized for other non-GEMM operations.

7 Evaluation

7.1 Experimental Setup

We use the prototype of FlexServe (Section 6) in the evaluation. The evaluation is conducted on a NanoPC-T6 developing board with the Rockchip RK3588 SoC. It has an octa-core CPU, 16GB memory and a 6TOPS NPU. We try to answer the following questions in the evaluation: Q-1) How about the latency of the critical operations of FlexServe? Q-2) How about the performance of FlexServe for single-model inference? Q-3) How about the performance of FlexServe for multi-model inference? Q-4) How does FlexServe’s protection affect the normal-world applications?

To demonstrate the efficacy of our design, we compare our system (FlexServe) with three baselines:

- **NW-Base:** The unprotected LLM inference baseline running in the normal world. It uses pipeline optimizations and the NPU to accelerate GEMM. It represents the upper bound of performance without any protection overhead.
- **Strawman:** A secure baseline that runs the LLM inference in existing TrustZone’s secure world. It uses CMA to allocate secure memory and CPU for the secure computation. It represents the secure inference performance with existing TrustZone.
- **Strawman-OPT:** An optimized version of Strawman which enabled with the pipelining and secure NPU to accelerate the inference. It still uses CMA to allocate secure memory.

We evaluate these systems under real-world edge scenarios. To mimic background interference, we employ `stress-ng` [6] to generate background load. Our experiments primarily configure `stress-ng` to occupy resident memory while avoiding additional contention for CPU cycles or memory bandwidth, isolating the impact of memory pressure. Unless otherwise indicated, all evaluations are conducted with a background memory usage of 8GB, which is a medium memory usage for modern mobile devices. The evaluation mainly focuses on the TTFT, because 1) it is one of the most important metrics in device-side LLM inference;

Table 1: Latency of critical operations (ms).

| Operation | FlexServe | Baseline |
|--------------------------------------|---------------|---------------|
| Memory Alloc (8GB) | 568.58 | 6440.67 |
| Memory Reclaim (8GB) | 80.50 | 732.85 |
| NPU SMMU Setup (8GB) | 435.48 | 429.74 |
| NPU Task Launch | 1.28 | 1.26 |
| Critical FlexServe Operations | | |
| Flex-NPU Mode Switch | 0.21 | |
| S2PT Boot | 0.13 | |
| Hash Check | 2.83 | |
| File Load (8GB) | 3265.34 | |
| Memory Decrypt (8GB) | 1319.16 | |

and 2) it is significantly affected by the protection. The decode stage does not need to allocate secure memory or load weights, which is almost unaffected by the protection.

7.2 Micro-benchmarks

To answer question-1, we test the latency of critical operations of FlexServe. **Performance of Flex-Mem:** As shown in top-half of Table 1, Flex-Mem significantly outperforms the CMA-based approach in both allocation and reclamation. For memory allocation, Flex-Mem achieves a $11.33\times$ speedup over CMA. Notably, Flex-Mem reclamation is $12.6\times$ faster than CMA, attributed to our Lazy Reclaim optimization, whereas CMA necessitates a full, eager memory zeroing operation upon release.

Performance of Flexible Secure NPU (Flex-NPU): The mode switch latency of Flex-NPU is minimal (0.21 ms). Regarding SMMU mapping and NPU task launching, the overhead introduced by Flex-NPU is negligible. Note that the "Task Launch" metric excludes the actual NPU computation time to represent the latency of atomic NPU command submission.

On-demand Protection Overhead: The bottom-half of Table 1 shows that the latencies for S2PT boot and hash checking are kept within the millisecond range.

7.3 Single-Model Performance

To answer question 2, we evaluate the TTFT and token generation throughput of FlexServe using different models. The model cache is disabled, and we test the cold-start performance of all systems. For the decode stage, the weights have already been loaded during the prefill stage.

Prefill Performance: To provide a comprehensive evaluation of the prefill phase, different LLM models ranging from 1.7B to 8B parameters are evaluated. All models were

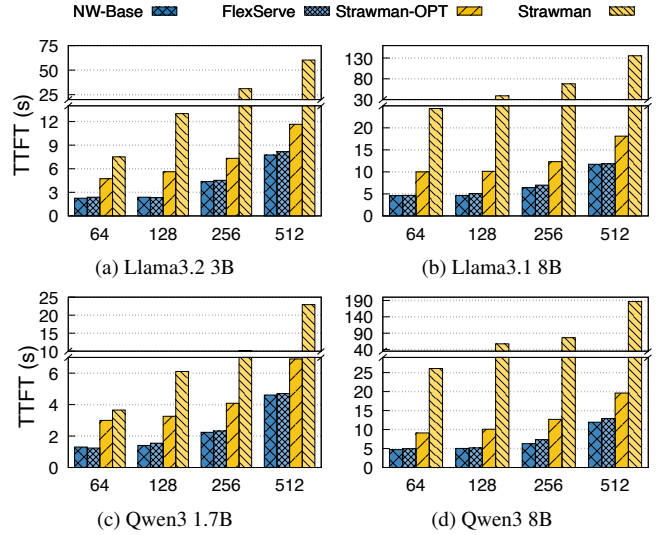


Figure 5: TTFT with different input lengths and models.

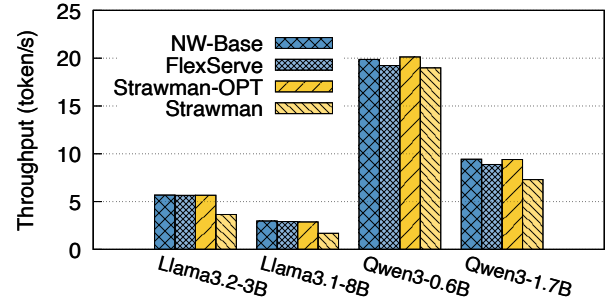


Figure 6: Decode throughput with different models.

quantized to INT8 precision. Figure 5 illustrates the TTFT performance across different prompt lengths.

Relative to the CPU-only Strawman, FlexServe achieves a substantial speedup $7.15\times$ on average with maximum up to $14.44\times$. Against Strawman-OPT, which utilizes secure NPU and pipeline optimization, FlexServe delivers a speedup between $1.43\times$ and $2.42\times$ ($1.85\times$ on average). This performance gain stems from two factors: (1) the reduced latency of memory allocation via Flex-Mem, and (2) minimized resource contention. We observe that as prompt length increases, the pipeline bottleneck shifts from I/O to computation, resulting in a slightly narrower performance gap. Currently, the evaluated platform does not enable a SOTA NPU. FlexServe will have a larger speedup if using a faster NPU, which makes the computation time shorter.

Compared to the insecure baseline NW-Base running in the normal world, FlexServe incurs a negligible overhead of only 4.41% on average. Consequently, FlexServe provides strong security guarantees while performing near the upper bound performance.

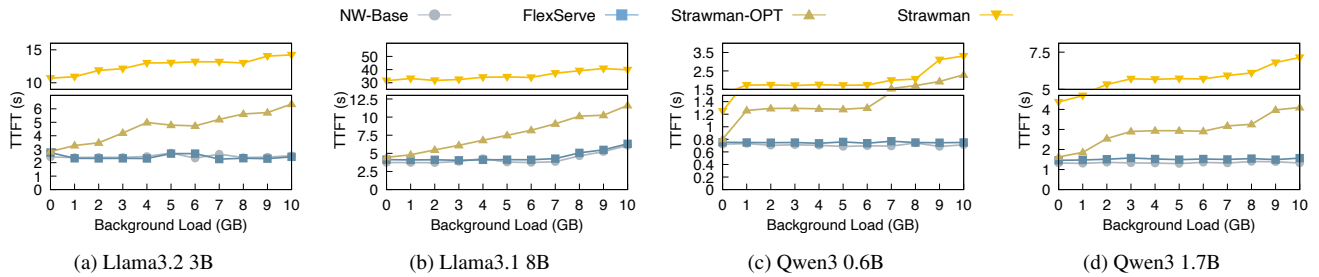


Figure 7: TTFT under varying background memory pressure.

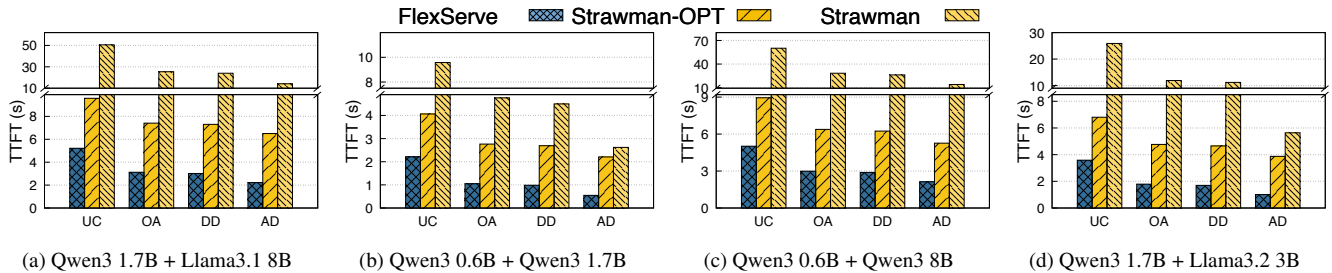


Figure 8: TTFT of different model groups on real-world benchmarks with a 4GB model cache. UC: UltraChat, OA: OpenAssistant, DD: Dolly Dataset, AD: Alpaca Data.

Decode Performance: While our primary optimizations target the prefill phase, we also evaluate the decoding phase to ensure minimal overhead during token generation. As shown in Figure 6, FlexServe improves throughput by 24.14% on average compared to Strawman due to NPU acceleration. FlexServe, Strawman-OPT and NW-Base all have similar throughput, because the model weights are already in memory, and all of them uses pipelining and NPU. Relative to the insecure NW-Base, FlexServe experiences a minor throughput reduction of 0.57%–6.29% (3.01% on average).

Impact of Memory Pressure: Figure 7 evaluates system resilience to memory pressure ranging from 0GB to 10GB with prompt length of 128. When memory is abundant (0GB background load), the performance of all NPU-enabled systems is comparable. However, as memory pressure increases, the performance of the systems diverges significantly. FlexServe maintains low TTFT across varying background loads. It has the similar performance with the insecure NW-Base baseline. In contrast, both Strawman and Strawman-OPT use CMA to allocate secure memory. Their TTFT increase rapidly as background usage increases.

For the Llama3.1 8B model, the TTFT of FlexServe increases when background load reaches 10GB, as the system begins swapping memory to disk. Overall, FlexServe achieves an average $1.87\times$ speedup with maximum up to $3.05\times$ over Strawman-OPT across memory conditions ranging from 0GB to 10GB.

7.4 Multi-Model Performance

To answer question-3, we test the performance of FlexServe with different groups of models and agent workflows.

Multi-model Performance on Real Benchmarks: We selected four model groups with varying series and sizes using real-world benchmarks, including UltraChat, OpenAssistant, Dolly Dataset and Alpaca Data. Requests are dispatched randomly to models within each group. FlexServe dynamically adjusts the cache proportion to maximize the utility of the limited cache size. We evaluate performance under a 4GB cache constraint, a realistic limit for mobile devices, whereas Strawman cannot dynamically adjust its cache allocation due to the inflexibility of CMA-based secure memory. Generally, FlexServe achieves an average TTFT speedup of $8.84\times$ over Strawman and $2.53\times$ over Strawman-OPT, demonstrating the effectiveness of the cache scheduler.

Agent Workflow: We evaluate FlexServe across ten representative agent workflow scenarios on mobile devices. Depending on the task characteristics, we select appropriate model combinations with varying sizes for each workflow. For instance, we employ Qwen3-8B and Llama3.2-3B for the GUI agent, and Llama3.1-8B paired with Qwen3-8B for the Meeting Assistant.

Figure 9 reports the *response latency*, defined as the sum of the first model’s full generation time and the second model’s Time-To-First-Token (TTFT). FlexServe improves the response latency of agent workflows up to $24.30\times$ and $4.05\times$ compared to the Strawman and Strawman-OPT. Some workflows have a long decode stage (e.g., the Email Polisher and

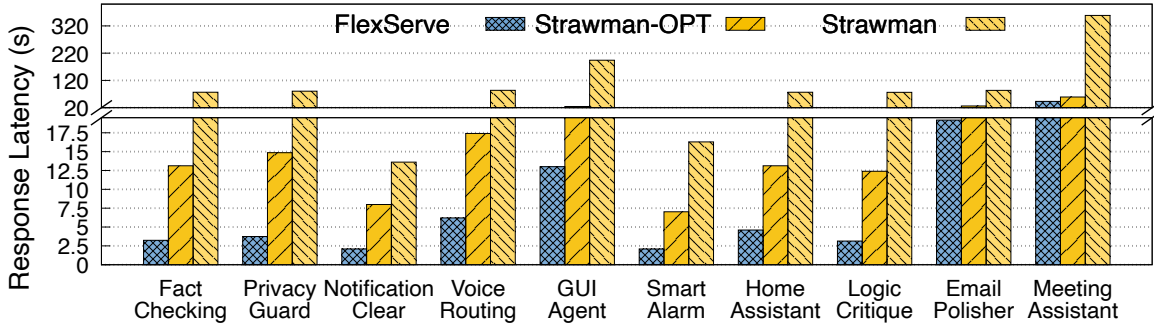


Figure 9: Response latency of real-world agent workflows.

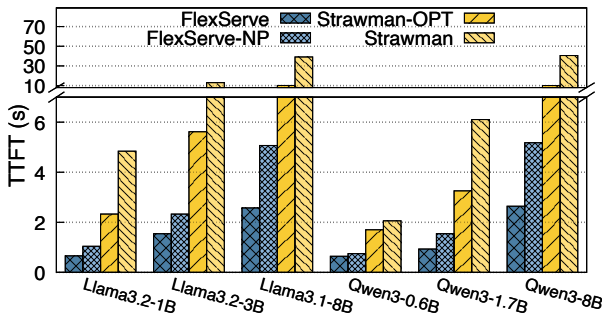


Figure 10: Impact of prefetching on TTFT.

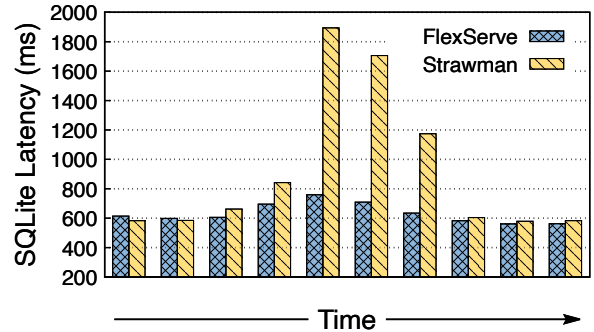


Figure 11: Performance overhead to the SQLite.

Meeting Assistant), which hides FlexServe’s performance speedup of the prefill stage. However, FlexServe still outperforms Strawman by $14.15\times$ and Strawman-OPT by $2.94\times$, averagely.

7.5 Prefetching Mechanism

To show the benefits of FlexServe’s prefetching mechanism, we evaluate the TTFT of different models with a prompt length of 128 tokens. A new FlexServe baseline which disable the prefetching (FlexServe-NP) is evaluated. FlexServe is configured to use enough cache to prefetch the whole model weights. Figure 10 shows the results. FlexServe achieves an average speedup of $9.33\times$ against Strawman and $3.50\times$ against Strawman-OPT. Compared to the FlexServe-NP, FlexServe achieves an average speedup of $1.63\times$.

7.6 Overhead to Normal-World Application

To answer question-4, we first test the overhead of FlexServe and Strawman to the SQLite [27] running in the normal world. In this setup, SQLite operates in an in-memory mode storing a 3GB key-value dataset. A test process repeatedly accesses a 1GB subset of keys and evaluates the latency. Both FlexServe and Strawman allocates 8GB memory at the background. To eliminate CPU contention, SQLite is pinned to distinct CPU

cores.

As shown in Figure 11, compared to the baseline (no background inference), the latency increases by up to $3.27\times$ with Strawman, but only by $1.31\times$ with FlexServe. This result demonstrates that the heavy GB-level page migration caused by CMA allocation saturates memory bandwidth and triggers frequent TLB misses, hurting the application performance. FlexServe minimizes the overhead by avoiding unnecessary page migrations.

We quantify the virtualization overhead of FlexServe using the SPEC CPU benchmark suite [57], which is averagely 2.46%. It can be totally eliminated by the On-demand Protection mechanism of FlexServe.

8 Security Analysis

FlexServe considers a strong adversary that fully controls the OS kernel and attempts to compromise the privacy and integrity of the secure LLM inference system.

Direct Attacks: A compromised kernel may attempt to directly steal or tamper with model weights and the KV cache by accessing physical memory. FlexServe secures all code and data of the inference framework within either TrustZone’s secure memory or Flex-Mem. TrustZone protects the former, preventing access by the normal-world kernel. Similarly, Flex-Mem is unmapped from the normal-world’s stage-2 page table

(S2PT), rendering it inaccessible to the normal-world kernel. Any attempt by the normal-world kernel to access Flex-Mem will trigger a stage-2 page fault.

DMA Attacks: A compromised kernel might attempt to initiate malicious DMA requests to read from or write to Flex-Mem. FlexServe prevents this by controlling the SMMU page tables. Specifically, all Flex-Mem pages are unmapped from device access, with the exception of the Flex-NPU, which is explicitly authorized to access Flex-Mem via DMA. An attacker might then attempt to exploit the Flex-NPU to copy content from Flex-Mem to unprotected memory. FlexServe mitigates this by: 1) unmapping the Flex-NPU’s MMIO region from the normal-world kernel, preventing the compromised kernel from controlling the Flex-NPU; and 2) restricting the Flex-NPU’s access solely to Flex-Mem regions, thereby preventing the Flex-NPU from writing data to unprotected memory.

Bypassing FlexServe Protection: First, an attacker may attempt to bypass FlexServe’s memory protection. FlexServe leverages S2PT to isolate physical memory and MMIO regions from the untrusted kernel. Since S2PT configuration is restricted to EL2, it remains inaccessible to a compromised kernel. Second, an attacker may attempt to bypass DMA protection by maliciously configuring the SMMU. To prevent this, FlexServe unmaps the SMMU’s MMIO region in the S2PT, ensuring all SMMU configuration attempts are intercepted by the Flex-Monitor. Furthermore, all SMMU page table pages are unmapped in the S2PT, preventing modification by the untrusted kernel. Third, FlexServe employs an On-demand Protection mechanism to reduce overhead. An attacker might try to modify the Flex-Monitor’s code, S2PT, or SMMU page tables when protection is disabled. FlexServe counters this by utilizing the EL3 component of the Flex-Monitor to verify the integrity of the Flex-Monitor’s code and data, ensuring any modifications are detected.

Response Tampering: FlexServe ensures that responses are generated based on specific user inputs and model weights. It produces a response proof containing the request hash, response hash, and a signature. While a malicious kernel might attempt to tamper with the response once it enters the normal world, the proof is signed with the FlexServe Framework’s private key, which resides solely in the secure world. This allows any party to verify the response’s integrity. An attacker might also attempt to feed fake input and model weights to the Flex-NPU to generate a fake response. FlexServe prevents this by restricting the Flex-NPU to access only Flex-Mem pages, the content of which cannot be modified by the untrusted kernel.

Security Limitations: FlexServe shares common security limitations with most TrustZone-based systems. First, FlexServe does not prevent physical or side-channel attacks. However, existing defenses against such attacks can be used, which are orthogonal to our work.

Second, FlexServe responses must be delivered to the

client, which may be a normal-world application or a secure-world TA. A compromised kernel could still steal or tamper with input/output for a normal-world client. Although FlexServe provides a response proof to verify output integrity, an untrusted kernel could modify the output after the verification, or bypass the application’s verification logic entirely. It is a common limitation of TrustZone-based systems, which cannot protect the normal-world client. Nevertheless, FlexServe’s protection remains valuable as it secures the model weights, and remote users can still verify the response integrity.

Third, like most TEE systems, FlexServe cannot defend against Denial-of-Service (DoS) attacks. In the worst-case, a compromised kernel could simply shut down the device. Even so, the confidentiality and integrity of the LLM inference remain protected.

9 Discussion

9.1 Comparison with Different Choices

FlexServe reuses the TrustZone secure world to run the FlexServe Framework and leverages the virtualization technology to protect the Flex-Mem and Flex-NPU. We compare FlexServe with two other design choices: **Comparing with Only Using the TrustZone:** The TrustZone-based design needs to allocate a physically contiguous memory region and configure it as secure memory for the inference, at runtime. First, allocating a large contiguous memory region is slow. As shown in the evaluation, even with pipelining optimizations and a secure NPU, the CMA allocation becomes the bottleneck and hurts the performance. Flex-Mem can be allocated with fragmented free pages, which is much faster than allocating a contiguous region. Second, the contiguous requirement restricts the memory management optimizations. Flex-Mem can be extended or reclaimed in page granularity, and FlexServe leverages it to implement different memory management optimizations.

Comparing with Using a Protected Virtual Machine (VM): The inference can be protected in a protected VM, e.g., Android pVM [8]. However, such a design may incur additional resource and performance overhead. First, it needs to run an OS kernel and software stack in the VM, which requires additional memory resources. FlexServe leverages the existing software stack in the TrustZone secure world, so it does not add additional resource overhead. Second, the VM-based design incurs virtualization overhead, even when there is no secure inference task. FlexServe leverages the secure EL3 of TrustZone to implement On-demand Protection, mitigating the virtualization overhead.

9.2 Possible Optimizations

Supporting More LLM Models: The evaluation uses Llama3 and Qwen3 series models. FlexServe is compatible with other LLM models. The optimizations are also applicable to them. For the LLMs with new architectures, e.g., the Mixture of Experts (MoE) models, FlexServe is still compatible with them. Moreover, new memory management optimizations could be designed for these models, e.g., the expert-aware memory management.

Using GPU: Currently, FlexServe only uses CPU and NPU to execute the inference task. GPU is also common in mobile devices. Existing work has shown that using CPU, GPU and NPU together can achieve better performance [15]. The design of FlexServe is compatible with the GPU. It is possible to construct Flex-GPU and use it to further speed up the secure inference.

Using Faster NPU: FlexServe mainly optimizes the memory allocation and loading latencies. However, the NPU and its runtime are not fast in our current implementation, causing the computation stage to become the bottleneck. If using a faster NPU, FlexServe could achieve a higher speedup compared to the two TrustZone-based strawmen.

10 Related Work

Protecting Model Inference From Untrusted OS: Many existing works [21, 25, 30, 33, 36, 38, 47, 51, 55, 56, 59, 65, 70] try to protect the model inference from untrusted OS with Trusted Execution Environment (TEE), e.g., ARM TrustZone [7] and Intel SGX [17]. Privado [25] protect DNN inference within SGX enclaves. Oblivious ML [51] also runs DNN inference in SGX enclaves and leverages obfuscation to prevent side-channel attacks. However, the SGX-based solutions cannot work on mobile devices. Confidential DL [30] protects the deep learning inference within TrustZone. SmartZone [33] can also run LLM inference in TrustZone’s secure world. It supports the multi-threading parallel. And the above TrustZone-based solutions does not solve the inflexibility problem of the TrustZone’s secure memory, and have the limitation introduced in Section 2.2.

TZ-LLM [62] is a concurrent work with FlexServe, which also tries to protect the LLM inference with TrustZone. It leverages the pipeline method to hide the CMA allocation latency. Different from it, FlexServe introduces a totally different approach, which provides page-granular secure memory isolation and removes the contiguous requirement of the secure memory. Based on that, FlexServe further considers a real-world multi-model scenarios in the mobile devices and introduces a series of memory management optimizations based on the page-granular Flex-Mem. TZ-LLM only considers the single model scenario.

Many works try to partition the inference task and run parts of the task outside the TEE, to achieve higher perfor-

mance [21, 38, 47, 55, 56, 59, 65]. TransLinkGuard [38] runs the locked model outside the TEE and only protects an authorization model in the TEE. Darknetz [47] also runs only part of the DNN layers in the TrustZone’s secure world to achieve the strong security and high performance. Soter [56] runs parts of DNN operations in the SGX enclave, and runs part of layers on the GPU for the high performance. However, these works cannot fully leverage the accelerator to speed up the inference, and does not solve the memory challenge (Section 2.3).

Enabling Accelerator in TEE: Existing works also try to enable accelerators, e.g., GPU and NPU, in the TEE [19, 22, 29, 31, 32, 46, 52, 61, 63, 77]. Graviton [61] modifies the GPU chip to support GPU TEE. It reserves a protected range of memory inside the GPU memory and introduces some special commands for security-critical operations. Strong-Box [19] targets the ARM platform and integrated GPU without hardware modification. HETEE [77] uses special boxes with sensors to protect the accelerator from malicious physical touch. It also introduces FPGA controllers to manage the servers’ access to the secure accelerators. SAGE [31] can ensure a verification function is securely installed on the GPU, but the compromised OS can still arbitrarily access the GPU. XpuTEE [22] is a high-performance and practical heterogeneous trusted execution environment for high-performance GPUs. FlexServe provides a Flex-NPU abstraction which allows the NPU to be efficiently switched between normal and secure. Different from the above works, FlexServe focuses on the inflexible secure resource of TrustZone, and provides a fast and secure LLM inference system.

Isolated Execution Environment on ARM: Researchers have constructed different isolated execution environment on ARM platform, to isolate sensitive tasks from untrusted OS [12, 14, 16, 28, 58, 64]. OSP [16], TrustICE [58] and Sanctuary [14] leverage virtualization and TrustZone to construct non-privileged isolated execution environment. vTZ [28] constructs multiple virtual secure worlds by leveraging the single TrustZone’s secure world. Colony [64] and SKEE [12] construct isolated execution environment in the privileged mode. Different from these works, FlexServe targets on protecting the LLM inference tasks.

11 Conclusion

This paper introduces FlexServe, a fast and secure device-side LLM inference system that defends against an untrusted OS kernel. FlexServe addresses the inflexible resource isolation problem of existing TrustZone-based solutions, which significantly degrades inference performance. FlexServe leverages virtualization technology to construct Flex-Mem and Flex-NPU, which can be efficiently switched between unprotected and protected modes. An On-demand Protection mechanism is employed to minimize virtualization overhead. Furthermore, a pipelined FlexServe Framework performs secure

inference based on Flex-Mem and Flex-NPU. LLM-Aware Memory Management and a Multi-Model Scheduler are introduced to accelerate secure inference. We implemented a prototype of FlexServe and compared it with two TrustZone-based strawman designs. The results show that FlexServe achieves an average $10.05\times$ speedup in TTFT compared to the strawman, and an average $2.44\times$ TTFT speedup compared to an optimized strawman with pipeline and secure NPU enabled.

References

- [1] Apple intelligence. <https://www.apple.com/apple-intelligence/>, Sep, 2025.
- [2] Galaxy ai. <https://www.samsung.com/us/galaxy-ai/>, Sep, 2025.
- [3] Linux cves. <https://www.cvedetails.com/version-list/33/47/1/Linux-Linux-Kernel.html>, Sep, 2025.
- [4] The linux kernel surpasses 40 million lines of code: A historic milestone in open-source software. <https://www.stackscale.com/blog/linux-kernel-surpasses-40-million-lines-code/>, Sep, 2025.
- [5] Marah Abdin, Jyoti Aneja, Harkirat Behl, Sébastien Bubeck, Ronen Eldan, Suriya Gunasekar, Michael Harrison, Russell J Hewett, Mojan Javaheripi, Piero Kauffmann, et al. Phi-4 technical report. *arXiv preprint arXiv:2412.08905*, 2024.
- [6] Aboorva Devarajan Abdul Haleem and so on. stress-ng. <https://github.com/ColinIanKing/stress-ng>, 2020.
- [7] Tiago Alves and Don Felton. Trustzone: Integrated hardware and software security. *ARM white paper*, 3(4):18–24, 2004.
- [8] Android. Android virtualization framework (avf) overview. <https://source.android.com/docs/core/virtualization>, 2026.
- [9] Android. Memory allocation among processes. <https://developer.android.com/topic/performance/memory-management>, 2026.
- [10] Android. Overview of memory management. <https://developer.android.com/topic/performance/memory-overview>, 2026.
- [11] AutoGPT. What is the autogpt platform? <https://agpt.co/docs/platform>, 2026.
- [12] Ahmed M Azab, Kirk Swidowski, Jia Ma Bhutkar, Wenbo Shen, Ruowen Wang, and Peng Ning. Skee: A lightweight secure kernel-level execution environment for arm. In *Network & Distributed System Security Symposium (NDSS)*, 2016.
- [13] Jinze Bai, Shuai Bai, Yunfei Chu, Zeyu Cui, Kai Dang, Xiaodong Deng, Yang Fan, Wenbin Ge, Yu Han, Fei Huang, et al. Qwen technical report. *arXiv preprint arXiv:2309.16609*, 2023.
- [14] Ferdinand Brasser, David Gens, Patrick Jauernig, Ahmad-Reza Sadeghi, and Emmanuel Stempf. Sanctuary: Arming trustzone with user-space enclaves. 2019.
- [15] Le Chen, Dahu Feng, Erhu Feng, Yingrui Wang, Rong Zhao, Yubin Xia, Pinjie Xu, and Haibo Chen. Characterizing mobile soc for accelerating heterogeneous llm inference. In *Proceedings of the ACM SIGOPS 31st Symposium on Operating Systems Principles*, pages 359–374, 2025.
- [16] Yeongpil Cho, Junbum Shin, Donghyun Kwon, MyungJoo Ham, Yuna Kim, and Yunheung Paek. Hardware-assisted on-demand hypervisor activation for efficient security critical code execution on mobile devices. In *2016 USENIX Annual Technical Conference (USENIX ATC 16)*, pages 565–578. USENIX Association, 2016.
- [17] Victor Costan and Srinivas Devadas. Intel sgx explained. *Cryptology ePrint Archive*, 2016.
- [18] Ben Cottier, Robi Rahman, Loredana Fattorini, Nestor Maslej, Tamay Besiroglu, and David Owen. The rising costs of training frontier ai models. *arXiv preprint arXiv:2405.21015*, 2024.
- [19] Yunjie Deng, Chenxu Wang, Shunchang Yu, Shiqing Liu, Zhenyu Ning, Kevin Leach, Jin Li, Shoumeng Yan, Zhengyu He, Jiannong Cao, et al. Strongbox: A gpu tee on arm endpoints. In *Proceedings of the 2022 ACM SIGSAC Conference on Computer and Communications Security*, pages 769–783, 2022.
- [20] Abhimanyu Dubey, Abhinav Jauhri, Abhinav Pandey, Abhishek Kadian, Ahmad Al-Dahle, Aiesha Letman, Akhil Mathur, Alan Schelten, Amy Yang, Angela Fan, et al. The llama 3 herd of models. *arXiv e-prints*, pages arXiv–2407, 2024.
- [21] Tarek Elgamal and Klara Nahrstedt. Serdab: An iot framework for partitioning neural networks computation across multiple enclaves. In *2020 20th IEEE/ACM International Symposium on Cluster, Cloud and Internet Computing (CCGRID)*, pages 519–528. IEEE, 2020.

- [22] Shulin Fan, Zhichao Hua, Yubin Xia, and Haibo Chen. Xpotee: a high-performance and practical heterogeneous trusted execution environment for gpus. *ACM Transactions on Computer Systems*, 43(1-2):1–27, 2025.
- [23] AI4Finance Foundation. Fingpt. <https://huggingface.co/FingGPT>, 2026.
- [24] Google. On-device small language models with multimodality, rag, and function calling, 2026.
- [25] Karan Grover, Shruti Tople, Shweta Shinde, Ranjita Bhagwan, and Ramachandran Ramjee. Privado: Practical and secure dnn inference with enclaves. *arXiv preprint arXiv:1810.00602*, 2018.
- [26] Le Guan, Peng Liu, Xinyu Xing, Xinyang Ge, Shengzhi Zhang, Meng Yu, and Trent Jaeger. Trustshadow: Secure execution of unmodified applications with arm trustzone. In *Proceedings of the 15th Annual International Conference on Mobile Systems, Applications, and Services*, pages 488–501, 2017.
- [27] D. Richard Hipp. Sqlite. <https://www.sqlite.org/>. Version 3.x, accessed 2024-05-10.
- [28] Zhichao Hua, Jinyu Gu, Yubin Xia, Haibo Chen, Binyu Zang, and Haibing Guan. {vTZ}: virtualizing {ARM}{TrustZone}. In *26th USENIX Security Symposium (USENIX Security 17)*, pages 541–556, 2017.
- [29] Tyler Hunt, Zhipeng Jia, Vance Miller, Ariel Szekely, Yige Hu, Christopher J. Rossbach, and Emmett Witchel. Telekine: Secure computing with cloud GPUs. In *17th USENIX Symposium on Networked Systems Design and Implementation (NSDI 20)*, pages 817–833, Santa Clara, CA, 2020. USENIX Association.
- [30] Md Shihabul Islam, Mahmoud Zamani, Chung Hwan Kim, Latifur Khan, and Kevin W Hamlen. Confidential execution of deep learning inference at the untrusted edge with arm trustzone. In *Proceedings of the Thirteenth ACM Conference on Data and Application Security and Privacy*, pages 153–164, 2023.
- [31] Andrei Ivanov, Benjamin Rothenberger, Arnaud De-thise, Marco Canini, Torsten Hoefler, and Adrian Perrig. SAGE: Software-based attestation for GPU execution. In *2023 USENIX Annual Technical Conference (USENIX ATC 23)*, pages 485–499, Boston, MA, July 2023. USENIX Association.
- [32] Insu Jang, Adrian Tang, Taehoon Kim, Simha Sethumadhavan, and Jaehyuk Huh. Heterogeneous isolated execution for commodity gpus. In *Proceedings of the Twenty-Fourth International Conference on Architectural Support for Programming Languages and Operating Systems*, pages 455–468, 2019.
- [33] Zhaolong Jian, Xu Liu, Qiankun Dong, Longkai Cheng, Xueshuo Xie, and Tao Li. Smartzone: Runtime support for secure and efficient on-device inference on arm trustzone. *IEEE Transactions on Computers*, 2025.
- [34] Nikhil Kandpal and Colin Raffel. Position: The most expensive part of an llm should be its training data. *arXiv preprint arXiv:2504.12427*, 2025.
- [35] Woosuk Kwon, Zhuohan Li, Siyuan Zhuang, Ying Sheng, Lianmin Zheng, Cody Hao Yu, Joseph E. Gonzalez, Hao Zhang, and Ion Stoica. Efficient memory management for large language model serving with pagedattention, 2023.
- [36] Taegyeong Lee, Zhiqi Lin, Saumay Pushp, Caihua Li, Yunxin Liu, Youngki Lee, Fengyuan Xu, Chenren Xu, Lintao Zhang, and Juneha Song. Occlumency: Privacy-preserving remote deep-learning inference using sgx. In *The 25th Annual International Conference on Mobile Computing and Networking*, pages 1–17, 2019.
- [37] Ethan Li, Anders Boesen Lindbo Larsen, Chen Zhang, Xiyou Zhou, Jun Qin, Dian Ang Yap, Narendran Raghavan, Xuankai Chang, Margit Bowler, Eray Yildiz, et al. Apple intelligence foundation language models: Tech report 2025. *arXiv preprint arXiv:2507.13575*, 2025.
- [38] Qinfeng Li, Zhiqiang Shen, Zhenghan Qin, Yangfan Xie, Xuhong Zhang, Tianyu Du, Sheng Cheng, Xun Wang, and Jianwei Yin. Translinkguard: safeguarding transformer models against model stealing in edge deployment. In *Proceedings of the 32nd ACM International Conference on Multimedia*, pages 3479–3488, 2024.
- [39] Wenhao Li, Haibo Li, Haibo Chen, and Yubin Xia. Adattester: Secure online mobile advertisement attestation using trustzone. In *Proceedings of the 13th annual international conference on mobile systems, applications, and services*, pages 75–88, 2015.
- [40] Wenhao Li, Mingyang Ma, Jinchun Han, Yubin Xia, Binyu Zang, Cheng-Kang Chu, and Tiejian Li. Building trusted path on untrusted device drivers for mobile devices. In *Proceedings of 5th Asia-Pacific Workshop on Systems*, pages 1–7, 2014.
- [41] Xiang Li, Zhenyan Lu, Dongqi Cai, Xiao Ma, and Mengwei Xu. Large language models on mobile devices: Measurements, analysis, and insights. In *Proceedings of the Workshop on Edge and Mobile Foundation Models*, pages 1–6, 2024.
- [42] Zeyang Li, Chuxiong Hu, Shengbo Eben Li, Jia Cheng, and Yunan Wang. Robust safe reinforcement learning under adversarial disturbances. In *2023 62nd IEEE*

- Conference on Decision and Control (CDC)*, pages 334–341. IEEE, 2023.
- [43] Zhangheng Li, Keen You, Haotian Zhang, Di Feng, Harsh Agrawal, Xiujun Li, Mohana Prasad Sathya Moorthy, Jeff Nichols, Yinfei Yang, and Zhe Gan. Ferret-ui 2: Mastering universal user interface understanding across platforms. *arXiv preprint arXiv:2410.18967*, 2024.
- [44] Linaro and Contributors. OP-TEE: Open Portable Trusted Execution Environment. GitHub repository, 2025.
- [45] Shiyu Luo, Zhichao Hua, and Yubin Xia. Tz-kms: A secure key management service for joint cloud computing with arm trustzone. In *2018 IEEE Symposium on Service-Oriented System Engineering (SOSE)*, pages 180–185. IEEE, 2018.
- [46] Haohui Mai, Jiacheng Zhao, Hongren Zheng, Yiyang Zhao, Zibin Liu, Mingyu Gao, Cong Wang, Huimin Cui, Xiaobing Feng, and Christos Kozyrakis. Honeycomb: Secure and efficient {GPU} executions via static validation. In *17th USENIX Symposium on Operating Systems Design and Implementation (OSDI 23)*, pages 155–172, 2023.
- [47] Fan Mo, Ali Shahin Shamsabadi, Kleomenis Katevas, Soteris Demetriou, Ilias Leontiadis, Andrea Cavallaro, and Hamed Haddadi. Darknetz: towards model privacy at the edge using trusted execution environments. In *Proceedings of the 18th International Conference on Mobile Systems, Applications, and Services*, pages 161–174, 2020.
- [48] mt512. rknn-llm. <https://github.com/mtx512/rk3588-mpu>, 2023.
- [49] neomancr. Basics on android ram management, what is(n’t) bloat? https://www.reddit.com/r/GalaxyS8/comments/6agads/basics_on_android_ram_management_what_isnt_bloat/, 2026.
- [50] Notion. The ai workspace that works for you. <https://www.notion.com/product/ai>, 2026.
- [51] Olga Ohrimenko, Felix Schuster, Cédric Fournet, Aastha Mehta, Sebastian Nowozin, Kapil Vaswani, and Manuel Costa. Oblivious {Multi-Party} machine learning on trusted processors. In *25th USENIX Security Symposium (USENIX Security 16)*, pages 619–636, 2016.
- [52] Heejin Park and Felix Xiaozhu Lin. Safe and practical gpu computation in trustzone. In *Proceedings of the Eighteenth European Conference on Computer Systems*, pages 505–520, 2023.
- [53] Replika. The ai companion who cares always here to listen and talk. <https://replika.ai/>, 2026.
- [54] Nuno Santos, Himanshu Raj, Stefan Saroiu, and Alec Wolman. Using arm trustzone to build a trusted language runtime for mobile applications. In *Proceedings of the 19th international conference on Architectural support for programming languages and operating systems*, pages 67–80, 2014.
- [55] Alexander Schlögl and Rainer Böhme. ennclave: Offline inference with model confidentiality. In *Proceedings of the 13th ACM Workshop on Artificial Intelligence and Security*, pages 93–104, 2020.
- [56] Tianxiang Shen, Ji Qi, Jianyu Jiang, Xian Wang, Siyuan Wen, Xusheng Chen, Shixiong Zhao, Sen Wang, Li Chen, Xiapu Luo, et al. {SOTER}: Guarding black-box inference for general neural networks at the edge. In *2022 USENIX Annual Technical Conference (USENIX ATC 22)*, pages 723–738, 2022.
- [57] Standard Performance Evaluation Corporation (SPEC), Gainesville, VA, USA. *SPEC CPU® 2017 Benchmark Suite*, 2017. <https://www.spec.org/cpu2017/>.
- [58] He Sun, Kun Sun, Yuewu Wang, Jiwu Jing, and Haining Wang. Trustice: Hardware-assisted isolated computing environments on mobile devices. In *Dependable Systems and Networks (DSN), 2015 45th Annual IEEE/IFIP International Conference on*, pages 367–378. IEEE, 2015.
- [59] Zhichuang Sun, Ruimin Sun, Changming Liu, Amrita Roy Chowdhury, Long Lu, and Somesh Jha. Shadownet: A secure and efficient on-device model inference system for convolutional neural networks. In *2023 IEEE Symposium on Security and Privacy (SP)*, pages 1596–1612. IEEE, 2023.
- [60] Gemma Team, Aishwarya Kamath, Johan Ferret, Shreya Pathak, Nino Vieillard, Ramona Merhej, Sarah Perrin, Tatiana Matejovicova, Alexandre Ramé, Morgane Rivière, et al. Gemma 3 technical report. *arXiv preprint arXiv:2503.19786*, 2025.
- [61] Stavros Volos, Kapil Vaswani, and Rodrigo Bruno. Graviton: Trusted execution environments on gpus. In *OSDI*, pages 681–696, 2018.
- [62] Xunjie Wang, Jiacheng Shi, Zihan Zhao, Yang Yu, Zhichao Hua, and Jinyu Gu. Tz-llm: Protecting on-device large language models with arm trustzone. *arXiv preprint arXiv:2511.13717*, 2025.
- [63] Xiaolong Wu, Dave Jing Tian, and Chung Hwan Kim. Building gpu tees using cpu secure enclaves with gevisor. In *Proceedings of the 2023 ACM Symposium on Cloud Computing*, pages 249–264, 2023.

- [64] Yubin Xia, Zhichao Hua, Yang Yu, Jinyu Gu, Haibo Chen, Binyu Zang, and Haibing Guan. Colony: A privileged trusted execution environment with extensibility. *IEEE Transactions on Computers*, 71(2):479–492, 2021.
- [65] Yecheng Xiang, Yidi Wang, Hyunjong Choi, Mohsen Karimi, and Hyoseung Kim. Aegisdn: Dependable and timely execution of dnn tasks with sgx. In *2021 IEEE Real-Time Systems Symposium (RTSS)*, pages 68–81. IEEE, 2021.
- [66] Chaojun Xiao, Xueyu Hu, Zhiyuan Liu, Cunchao Tu, and Maosong Sun. Lawformer: A pre-trained language model for chinese legal long documents. *AI Open*, 2:79–84, 2021.
- [67] Qianqian Xie, Weiguang Han, Xiao Zhang, Yanzhao Lai, Min Peng, Alejandro Lopez-Lira, and Jimin Huang. Pixiu: A large language model, instruction data and evaluation benchmark for finance. *arXiv preprint arXiv:2306.05443*, 2023.
- [68] Jiajun Xu, Zhiyuan Li, Wei Chen, Qun Wang, Xin Gao, Qi Cai, and Ziyuan Ling. On-device language models: A comprehensive review. *arXiv preprint arXiv:2409.00088*, 2024.
- [69] Hao Yang, Weijie Qiu, Ru Zhang, Zhou Fang, Ruichao Mao, Xiaoyu Lin, Maji Huang, Zhaosong Huang, Teng Guo, Shuoyang Liu, et al. Ui-ug: A unified mllm for ui understanding and generation. *arXiv preprint arXiv:2509.24361*, 2025.
- [70] Mengda Yang, Wenzhe Yi, Juan Wang, Hongxin Hu, Xiaoyang Xu, and Ziang Li. Penetralium: Privacy-preserving and memory-efficient neural network inference at the edge. *Future Generation Computer Systems*, 156:30–41, 2024.
- [71] yhcvb. rknn-llm. <https://github.com/airockchip/rknn-llm>, 2025.
- [72] yhcvb. rknpu-driver. <https://github.com/airockchip/rknn-llm/tree/main/rknpu-driver>, 2025.
- [73] Yohei. Babyagi. <https://babyagi.org/>, 2026.
- [74] Keen You, Haotian Zhang, Eldon Schoop, Floris Weers, Amanda Swearngin, Jeffrey Nichols, Yinfei Yang, and Zhe Gan. Ferret-ui: Grounded mobile ui understanding with multimodal llms. In *European Conference on Computer Vision*, pages 240–255. Springer, 2024.
- [75] Cheng Zhang, Erhu Feng, Xi Zhao, Yisheng Zhao, Wangbo Gong, Jiahui Sun, Dong Du, Zhichao Hua, Yubin Xia, and Haibo Chen. Mobiagent: A systematic framework for customizable mobile agents. *arXiv preprint arXiv:2509.00531*, 2025.
- [76] Zhuosheng Zhang and Aston Zhang. You only look at screens: Multimodal chain-of-action agents. In *Findings of the Association for Computational Linguistics: ACL 2024*, pages 3132–3149, 2024.
- [77] Jianping Zhu, Rui Hou, XiaoFeng Wang, Wenhao Wang, Jiangfeng Cao, Boyan Zhao, Zhongpu Wang, Yuhui Zhang, Jiameng Ying, Lixin Zhang, et al. Enabling rack-scale confidential computing using heterogeneous trusted execution environment. In *2020 IEEE Symposium on Security and Privacy (SP)*, pages 1450–1465. IEEE, 2020.