

# Differential Machine Learning for 0DTE Options with Stochastic Volatility and Jumps

Takayuki Sakuma\*  
Faculty of Economics, Soka University

March 8, 2026

## Abstract

We present a differential machine learning method for zero-days-to-expiry (0DTE) options under a stochastic-volatility jump-diffusion model that computes prices and Greeks in a single network evaluation. To handle the ultra-short-maturity regime, we represent the price in Black–Scholes form with a maturity-gated variance correction and combine supervision on prices and Greeks with a PIDE-residual penalty. To make the jump contribution identifiable, we introduce a separate jump-operator network and train it with a three-stage procedure. In Bates-model simulations, the method improves jump-term approximation relative to one-stage baselines, keeps price errors comparable, improves Greek accuracy, produces stable one-day delta hedges, and is substantially faster than a Fourier-based pricing benchmark.

## 1 Introduction

Zero-days-to-expiry (0DTE) options have grown rapidly over the past few years and account for a large fraction of trading volume. Recent empirical work documents frequent intraday jumps in 0DTE markets [Bozovic(2025)], studies the role of gamma-related open-interest exposures [Dim et al.(2024)], and analyzes the pricing implications of short-horizon tail risk in 0DTE options [Bandi et al.(2023)]. These findings raise two practical challenges: (i) the underlying dynamics are better captured by a diffusion model with jumps, and (ii) the very short maturities and frequent intraday rebalancing require fast computation of option prices and Greeks.

We apply differential machine learning (DML) [Huge and Savine(2020), Frandsen et al.(2022)] to 0DTE options under the stochastic-volatility jump-diffusion (SVJD) model. Learning-based models can reduce pricing costs: once trained, prices and Greeks are obtained from a single network evaluation. However, the numerically most challenging region is near the money, where Greeks can become very large for 0DTE options with jumps.

A common approach in machine-learning PDE solvers is to enforce the governing PDE by penalizing its residual at sampled state points, together with terminal and boundary conditions [Raissi et al.(2019)]. Several recent studies apply this residual-penalty approach to option pricing with jumps by including a PIDE-residual term in the training objective [Fu and Hirta(2020), Sun et al.(2025), Bansal et al.(2026)]. Three design choices are central to our approach:

1. We adopt DML, which trains a single price network on both option values and Greeks. Greeks are computed by automatic differentiation of the network output with respect to its inputs and are included directly in the training loss function.
2. Instead of predicting prices directly, the network learns a variance correction in a Black–Scholes formula [Black and Scholes(1973)], scaled so that the correction vanishes as  $\tau \rightarrow 0$ . This ensures the correct short-maturity limit (payoff) and reduces the approximation difficulty faced by the network in the near-singular regime. More broadly, this design is in the spirit of learning-based option-pricing and implied-volatility models that impose financial structure to improve stability and surface regularity [Liu et al.(2019), Ackerer et al.(2020)].

---

\*e-mail: tsakuma@soka.ac.jp.

3. We introduce a second neural network to represent the compensated jump operator. When the jump component is identified only through a PIDE-residual penalty, the optimizer can trade off errors between the diffusion and jump terms while keeping the overall residual small. As a result, a small residual does not imply that the learned jump operator matches the model-implied jump integral. Therefore, we use the second network to make the residual penalty informative about the jump term.

**Paper organization.** Section 2 presents the Bates model. Section 3 introduces the DML-based neural network and the three-stage training scheme. Section 4 specifies the loss functions and constraints. Section 5 reports numerical experiments, and the appendix provides additional results. All quantitative results are based on simulated data generated from the specified stochastic models.

## 2 Bates model

We work with the Bates stochastic-volatility jump-diffusion model, which combines a Heston-type variance process with Merton-style lognormal price jumps [Merton(1976), Heston(1993), Bates(1996)]. Under the risk-neutral measure, let  $S_t$  denote the underlying asset,  $V_t$  the instantaneous variance,  $r$  the risk-free rate, and  $q$  the dividend. The dynamics are

$$\frac{dS_t}{S_t} = (r - q - \lambda \kappa_J) dt + \sqrt{V_t} dW_t^S + (e^Y - 1) dN_t, \quad (1)$$

$$dV_t = \kappa(\theta - V_t) dt + \sigma_v \sqrt{V_t} dW_t^V, \quad (2)$$

where  $(W_t^S, W_t^V)$  is a two-dimensional Brownian motion with correlation  $\rho$ ,  $N_t$  is a Poisson process with intensity  $\lambda$ , and the jump sizes are i.i.d. with  $Y \sim \mathcal{N}(\mu_J, \sigma_J^2)$ . Here  $\kappa$  is the variance mean-reversion speed in (2) and  $\kappa_J = \mathbb{E}[e^Y - 1] = \exp(\mu_J + \frac{1}{2}\sigma_J^2) - 1$ .

For a European call option with maturity  $\tau$  and strike  $K$ , the risk-neutral call price  $C$  satisfies the following PIDE:

$$\frac{\partial C}{\partial \tau} = (r - q)S \frac{\partial C}{\partial S} + \kappa(\theta - V) \frac{\partial C}{\partial V} + \frac{1}{2}VS^2 \frac{\partial^2 C}{\partial S^2} + \frac{1}{2}\sigma_v^2 V \frac{\partial^2 C}{\partial V^2} + \rho\sigma_v VS \frac{\partial^2 C}{\partial S \partial V} - rC + \lambda \mathcal{J}[C], \quad (3)$$

with terminal condition  $C(S, V, 0) = (S - K)^+$ . The compensated jump operator is

$$\mathcal{J}[C](S, V, \tau) = \int_{\mathbb{R}} \left[ C(Se^y, V, \tau) - C(S, V, \tau) - (e^y - 1)S C_S(S, V, \tau) \right] f_Y(y) dy, \quad (4)$$

where  $f_Y$  denotes the density of the logarithmic jump size  $Y$ . We use the dimensionless log-moneyness

$$x := \log(S/K), \quad \tau := T - t$$

and the diffusion part of the operator is

$$\mathcal{L}_{\text{diff}}u = u_t + (r - q)u_x + \kappa(\theta - V)u_V + \frac{1}{2}V(u_{xx} - u_x) + \rho\sigma_v V u_{xV} + \frac{1}{2}\sigma_v^2 V u_{VV} - ru, \quad (5)$$

where  $u_t = -u_\tau$  since  $\tau$  is time-to-maturity. We define the residual

$$R(\mathbf{x}) := \mathcal{L}_{\text{diff}}u_\psi(\mathbf{x}) + \lambda J_\psi(\mathbf{x}), \quad (6)$$

where  $J_\psi$  denotes a neural approximation to the normalized compensated jump operator

$$J_\psi(\mathbf{x}) := \int_{\mathbb{R}} \left[ u(x + y, V, \tau) - u(x, V, \tau) - (e^y - 1)u_x(x, V, \tau) \right] f_Y(y) dy. \quad (7)$$

In the architecture below, the second network outputs  $J_\psi$  directly and is supervised against a numerical quadrature proxy for  $J_\psi(\mathbf{x})$ .

### 3 DML for PIDEs

Figure 1 summarizes the model architecture. The solid arrows correspond to forward evaluations while dashed arrows indicate computations derived from these outputs. The input is

$$\mathbf{x} = (x, \tau, V, \kappa, \theta, \sigma_v, \rho, \lambda, \mu_J, \sigma_J) \in \mathbb{R}^{10}. \quad (8)$$

Rather than predicting prices directly, the first network outputs a variance correction  $\Delta V_\phi(\mathbf{x})$ . We define an effective variance

$$V_{\text{eff}}(\mathbf{x}) = \max \{ V + g(\tau) \Delta V_\phi(\mathbf{x}), \varepsilon \}, \quad g(\tau) = 1 - \exp(-\tau/\tau_0), \quad (9)$$

and we return a Black–Scholes call price with volatility  $\sigma_{\text{eff}} = \sqrt{V_{\text{eff}}}$ . The  $g(\tau)$  forces the learned variance correction to vanish near expiry, which stabilizes training and preserves the payoff limit. Since we work in log-moneyness, we normalize the strike to  $K = 1$ :

$$u_\phi(\mathbf{x}) := C_{\text{BS}}(S = e^x, K = 1, r = 0.01, q = 0, \tau, \sigma_{\text{eff}})$$

and Greeks are obtained by automatic differentiation of  $u_\phi$ . In parallel, a jump-operator network approximates the compensated jump operator  $J_\psi(\mathbf{x})$ , and the two networks are coupled through the jump-PIDE residual. Because the jump term is not identifiable from a residual loss alone, we supervise  $J_\psi$  and use the three-stage schedule described in Subsection 3.2.

#### 3.1 Twin network

A standard supervised model fits a network  $u_\phi(\mathbf{x})$  by

$$\min_{\phi} \mathbb{E} [(u_\phi(\mathbf{x}) - u(\mathbf{x}))^2].$$

DML augments this objective by adding supervised targets for selected Greeks  $\partial u / \partial x_i$ :

$$\min_{\phi} \mathbb{E} \left[ (u_\phi - u)^2 + \sum_{i \in \mathcal{I}} \omega_i (\partial_{x_i} u_\phi - \partial_{x_i} u)^2 \right], \quad (10)$$

where  $\partial_{x_i} u_\phi$  are computed by automatic differentiation and  $\mathcal{I}$  indexes the Greeks of interest (e.g., delta, gamma, and vega). Following Huge and Savine (2020), we refer to this as a “twin network”, meaning one price network with Greeks computed by automatic differentiation. Because the same parameters  $\phi$  must explain both values and derivatives, derivative supervision supplies shape information and improves accuracy.

Training can be further regularized by adding a PDE-residual penalty computed from the same automatic-differentiation derivatives. However, if we approximate the nonlocal jump operator  $J[u]$  by a separate network  $J_\psi(\mathbf{x})$  and use it only through the residual

$$R(\mathbf{x}) = \mathcal{L}_{\text{diff}} u_\phi(\mathbf{x}) + \lambda J_\psi(\mathbf{x}), \quad (11)$$

$u_\phi$  and  $J_\psi$  are not separately identifiable: in principle, for any  $u_\phi$  one can set  $J_\psi = -\mathcal{L}_{\text{diff}} u_\phi / \lambda$  and obtain  $R \equiv 0$ . This mechanism can lead to a degenerate solution in which the jump network cancels diffusion-operator errors and reduces the residual without learning a meaningful jump contribution. We therefore supervise the jump operator explicitly. Using reference prices  $u^{\text{ref}}$ , we construct a numerical proxy for the jump term and train  $J_\psi$  to match it.

#### 3.2 Three-stage training with jump supervision

As noted in Section 3.1,  $J_\psi$  can act as a residual-cancelling degree of freedom, absorbing diffusion-operator errors without approximating the jump operator. We therefore use a three-stage schedule:

1. **Stage 1 (price and Greeks).** Train the price network while freezing  $J_\psi$ , using the price and Greek terms plus the no-arbitrage penalties.

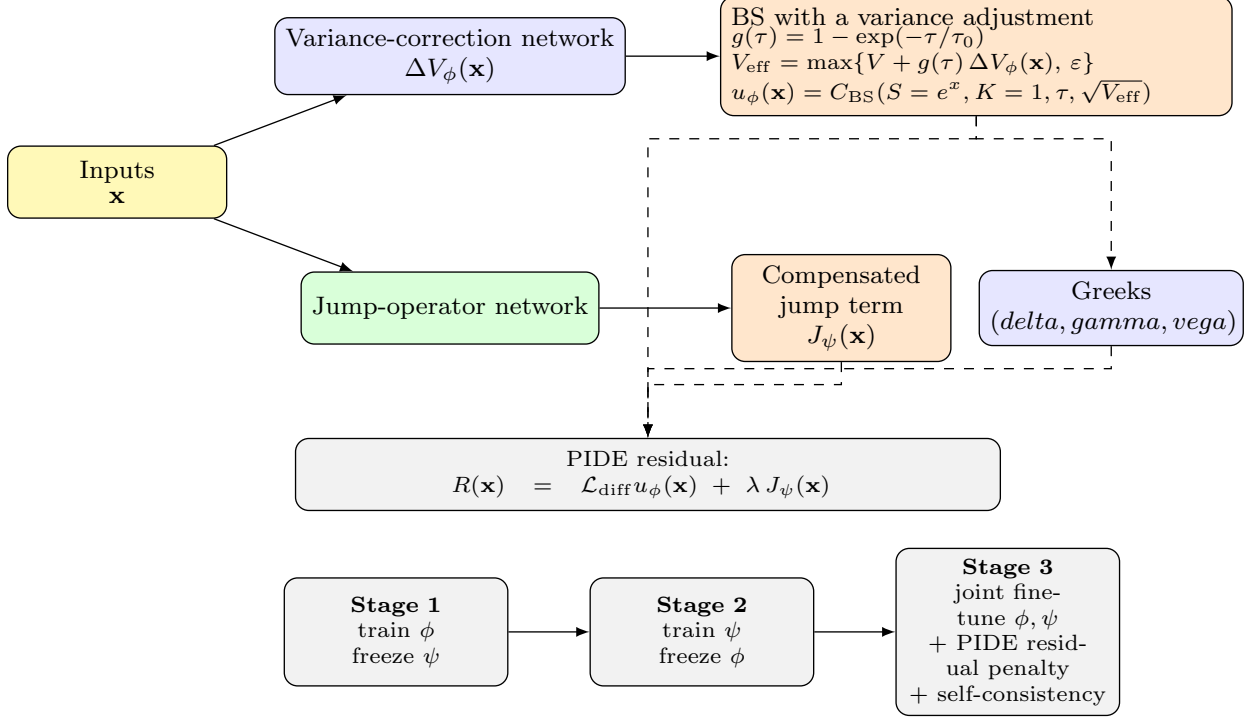


Figure 1: Architecture and training procedure. Stages 1–3 describe the three-stage training scheme. A variance-correction network returns  $\Delta V_\phi(\mathbf{x})$ , multiplied by a deterministic maturity function  $g(\tau)$  so that the correction vanishes as  $\tau \rightarrow 0$ . Prices are produced by substituting the resulting effective variance into the Black–Scholes call formula, yielding  $u_\phi(\mathbf{x})$  (not the standard BS price unless  $\Delta V_\phi \equiv 0$ ). A separate network outputs the compensated jump contribution  $J_\psi(\mathbf{x})$ . Greeks are obtained by automatic differentiation of  $u_\phi$ . The jump-PIDE residual  $R(\mathbf{x})$  is computed and penalized at randomly sampled points. Stages 1–3 depict the three-stage training scheme used for jump-term identifiability.

- Stage 2 (jump reference).** Freeze the price network and train the jump network to match a numerical proxy of the compensated jump term computed from the reference prices:

$$J^{\text{ref}}(x, V, \tau) := \mathbb{E}[u^{\text{ref}}(x + Y, V, \tau) - u^{\text{ref}}(x, V, \tau)] - \kappa_J u_x^{\text{ref}}(x, V, \tau). \quad (12)$$

On randomly sampled state points, we approximate the expectation in (12) with a Gauss–Hermite rule applied to  $u^{\text{ref}}(x + Y, V, \tau)$  and penalize  $J_\psi - J^{\text{ref}}(x, V, \tau)$  using a Huber loss function.

- Stage 3 (joint refinement).** Train both networks jointly. We also include a *self-consistency* regularizer that penalizes the mismatch between  $J_\psi$  and  $J^{\text{ref}}(x, V, \tau)$ .

## 4 Neural network and training

We use two fully-connected feedforward networks, each with width 192, depth 4, and SiLU activation functions (152,834 parameters in total).

### 4.1 Loss function, constraints, and weights

Let  $\hat{u} = u_\phi(\mathbf{x})$  and  $(\hat{\Delta}, \hat{\Gamma}, \hat{\nu})$  denote the corresponding Greeks. We minimize the weighted objective

$$\begin{aligned} \mathcal{L}(\phi, \psi) = & \mathbb{E}[w(\mathbf{x})(\hat{u} - u)^2] + \omega_G \mathbb{E}\left[w(\mathbf{x}) m(\mathbf{x}) \sum_{g \in \{\Delta, \Gamma, \nu\}} \omega_g (\lambda_g (\hat{g} - g))^2\right] \\ & + \omega_R \mathbb{E}[w(\mathbf{x}) R(\mathbf{x})^2] + \omega_{\text{col}} \mathbb{E}[(\hat{u} - u^{\text{ref}})^2] + \omega_{\text{NA}} \mathbb{E}[\mathcal{P}_{\text{NA}}(\mathbf{x})], \end{aligned} \quad (13)$$

with:

- $w(\mathbf{x})$  upweights the ATM region and short maturities,

$$w(\mathbf{x}) = 1 + W_{\text{ATM}} \mathbb{I}(|x| < 0.1) + W_{\text{SHORT}} \mathbb{I}(\tau < 0.02) + W_{\text{ATM\&SHORT}} \mathbb{I}(|x| < 0.1, \tau < 0.02).$$

- $m(\mathbf{x}) = \mathbb{I}(u^{\text{ref}}(\mathbf{x}) > 10^{-4})$  drops Greek-loss contributions in deep OTM regions.
- $\mathcal{P}_{\text{NA}}$  encodes simple static no-arbitrage constraints: delta bounds ( $0 \leq \Delta \leq 1$ ), convexity ( $u_{xx} - u_x \geq 0$ ), and vega monotonicity ( $\nu \geq 0$ ), implemented as squared positive-part penalties  $(\cdot)_+^2$ , where  $(z)_+ = \max\{z, 0\}$ .
- Greek scaling uses  $\lambda_g \approx 1/\sqrt{\mathbb{E}[g^2]}$  estimated once from the training set.

**Self-consistency penalty.** During joint training we augment (13) with a penalty that encourages the learned jump network to agree with a low-order numerical evaluation of the compensated operator applied to the current price network:

$$\mathcal{L}_{\text{SC}} := \omega_{\text{SC}} \mathbb{E}_{\text{res}} \left[ \|J_\psi(\mathbf{x}) - \widehat{J}[u_\phi](\mathbf{x})\|^2 \right], \quad (14)$$

$$\widehat{J}[u_\phi](\mathbf{x}) := \sum_{i=1}^{n_{\text{SC}}} w_i \left( u_\phi(x + \mu_J + \sigma_J z_i, V, \tau) - u_\phi(x, V, \tau) \right) - \kappa_{J,x} u_{\phi,x}(x, V, \tau), \quad (15)$$

where  $(z_i, w_i)_{i=1}^{n_{\text{SC}}}$  are nodes and weights of a Gauss–Hermite rule for  $Z \sim \mathcal{N}(0, 1)$ , and we use  $\omega_{\text{SC}} = 0.05, n_{\text{SC}} = 16$ .

**Robust  $\Gamma$  (gamma) loss and numerical filtering.** For the most sensitive derivative targets we may replace the squared error in (13) with a robust Huber loss and ignore samples where the reference violates convexity due to numerical quadrature error. We adopt a Huber loss to reduce the impact of isolated quadrature-induced outliers, which is especially relevant for  $\Gamma$  and the jump-term. For  $\Gamma$  this takes the form

$$\mathcal{L}_\Gamma := \mathbb{E}_{\text{data}} \left[ w(\mathbf{x}) m(\mathbf{x}) \mathbb{I}(\Gamma^{\text{ref}}(\mathbf{x}) \geq 0) \text{Huber}_\delta(\lambda_\Gamma(\widehat{\Gamma}(\mathbf{x}) - \Gamma^{\text{ref}}(\mathbf{x}))) \right]. \quad (16)$$

The training stages correspond to different restrictions of the full objective:

- **Stage 1:** minimize (13) using only the price and Greek terms and  $\mathcal{P}_{\text{NA}}$  (i.e. set  $\omega_R = \omega_{\text{col}} = 0$  and freeze  $\psi$ ).
- **Stage 2:** freeze  $\phi$  and minimize a Huber loss on the jump network,  $\mathbb{E}[\text{Huber}(J_\psi - J^{\text{ref}}(x, V, \tau))]$ , where  $J^{\text{ref}}$  is computed from the reference Fourier pricer (Section 3.2).
- **Stage 3:** jointly refine both networks with the full loss (13) (small  $\omega_R$ ) plus weak jump supervision and the self-consistency penalty (14). For the  $\Gamma$  target we use the robust variant (16).

## 5 Numerical experiments

Our experiments address two questions: how much DML and residual regularization improve 0DTE price/Greek accuracy, and whether the resulting prices and Greeks remain reliable in simple hedging tests. Additional model-choice robustness checks (BS/Merton baselines and an SVCJ extension) are reported in Appendix A.

### 5.1 Setting

Benchmark prices and Greeks are generated by a Fourier-transform pricer for the Bates SVJD model (1024-point quadrature; cutoff  $u_{\text{max}} = 1000$ ) [Carr and Madan(1999)]. Reference Greeks are computed by automatic differentiation of the same implementation.

- Log-moneyness: with probability  $p_{\text{core}} = 0.7$  we draw from a near-ATM band  $x \sim \text{Unif}[-0.1, 0.1]$  (“ATM core”); otherwise  $x \sim \text{Unif}[-0.5, 0.5]$ .
- Maturity (strict 0DTE): with probability  $p_{\text{short}} = 0.7$  we draw very short maturities  $\tau \sim \text{Unif}[10^{-4}, 1/504]$ ; otherwise  $\tau \sim \text{Unif}[1/504, 1/252]$ . Here  $p_{\text{short}}$  is the mixture weight used to oversample the shortest maturities.
- Parameters are sampled uniformly over the following ranges:

$$\begin{aligned} v_0 &\in [0.01, 0.2], \quad \kappa \in [1, 5], \quad \theta \in [0.02, 0.1], \\ \sigma_v &\in [0.1, 1.0], \quad \rho \in [-0.9, -0.3], \quad \lambda \in [0.1, 2.0], \\ \mu_J &\in [-0.2, 0.0], \quad \sigma_J \in [0.05, 0.5]. \end{aligned}$$

To stabilize jump-term training, we augment the sampled states by pushing points through the jump map  $x \mapsto x + Y$  and clamping to  $|x| \leq 6$ . We compute reference prices on these jump-shifted (“margin”) points and add a small auxiliary price-consistency loss. This extends supervision beyond  $|x| \leq 0.5$  to the region visited by the jump integral. Deep OTM options have tiny prices and noisy Greeks, so we ignore Greek targets when the reference price is below  $10^{-4}$ .

We use  $\omega_G = 0.7$ ,  $\omega_R = 0.01$ ,  $\omega_{\text{col}} = 0.1$ ,  $\omega_{\text{NA}} = 0.05$ , and  $(\omega_\Delta, \omega_\Gamma, \omega_\nu) = (1.0, 0.3, 0.5)$ . We also set the self-consistency weight  $\omega_{\text{SC}} = 0.05$  with  $n_{\text{SC}} = 16$ . Finally, we set  $(W_{\text{ATM}}, W_{\text{SHORT}}, W_{\text{ATM\&SHORT}}) = (1.0, 1.0, 1.0)$ .

In the ultra-short regime, second derivatives are numerically unstable. We therefore (i) ignore deep-OTM Greek targets, (ii) use robust losses and/or clipping for sensitive targets ( $\Gamma$  and the jump term), and (iii) add no-arbitrage shape penalties, particularly convexity ( $u_{xx} - u_x \geq 0$ ).

## 5.2 Accuracy across models

We compare four models:

1. **A (price-only)**: train on prices only (no Greek loss, no residual penalty).
2. **B (DML)**: train on prices and Greeks (via automatic differentiation), with no residual penalty.
3. **C (DML+residual)**: train on prices, Greeks, and the residual penalty (13).
4. **D (three-stage)**: three-stage training with jump supervision (Section 3.2).

We train the one-stage variants (Models A–C) for 100 epochs with Adam (learning rate  $10^{-3}$ ) and batch size 64. The three-stage model uses 100 epochs (Stage 1), 60 epochs (Stage 2), and 30 epochs (Stage 3). Table 1 reports global RMSE, and Table 2 reports RMSE in the region  $|x| < 0.05$  and  $\tau \leq 1/252$ . Residual statistics are in Table 3.

We additionally report scale-invariant metrics and tail error quantiles in Table 4. For price RMSE, we use two scale-free metrics:

$$\text{nRMSE}_P := \frac{\text{RMSE}_P}{\sqrt{\mathbb{E}[(u^{\text{ref}})^2]}}, \quad \text{relRMSE}_P := \frac{\text{RMSE}_P}{\mathbb{E}[u^{\text{ref}}]}.$$

For Greeks we use

$$\text{nRMSE}_\Delta := \frac{\text{RMSE}_\Delta}{\sqrt{\mathbb{E}[(\Delta^{\text{ref}})^2]}}, \quad \text{nRMSE}_\Gamma := \frac{\text{RMSE}_\Gamma}{\sqrt{\mathbb{E}[(\Gamma^{\text{ref}})^2]}}.$$

The tail metrics  $|e_P|_p$  and  $|e_\Gamma|_p$  denote the  $p$ -th percentile of the absolute price and gamma errors, respectively. Tables 1–4 suggest three points. First, Model B improves delta accuracy (first-order risk) and vega accuracy relative to the price-only fit (Model A) (Table 1). For gamma  $\Gamma$ , improvements are clearer in tail error quantiles than in global RMSE (Table 4). Second, the one-stage PIDE residual penalty (Model C) does not improve prices or Greeks relative to Model B. This is consistent with jump models, where the residual can be reduced via cancellation between the differential and jump terms rather than by learning an interpretable jump operator. Third, the three-stage model (Model D) yields the best overall  $\Delta$  and vega

Table 1: RMSE (price and Greeks) on the validation set ( $N = 500$ ; seed=42).

Model	Price RMSE	$\Delta$ RMSE	$\Gamma$ RMSE	Vega RMSE
A (price-only)	0.000190	0.00853	3.28	0.001155
B (DML)	0.000234	0.00553	3.11	0.000328
C (DML+residual)	0.000234	0.00554	3.11	0.000334
D (three-stage)	0.000231	0.00548	3.11	0.000321

Table 2: RMSE in the strict-short ATM bucket ( $|x| < 0.05$ ,  $\tau \leq 1/252$ ), computed on the validation sample ( $N = 500$ ; seed=42).

Model	Price RMSE	$\Delta$ RMSE	$\Gamma$ RMSE
A (price-only)	0.000185	0.01272	4.14
B (DML)	0.000280	0.00770	3.82
C (DML+residual)	0.000280	0.00770	3.82
D (three-stage)	0.000274	0.00761	3.81

Table 3: Residual statistics of the PIDE check: mean absolute residual  $\mathbb{E}|R|$  and  $\text{sd}(R)$ .

Model	$\mathbb{E} R $	$\text{sd}(R)$
A (price-only)	0.0339	0.0960
B (DML)	0.0040	0.0112
C (DML+residual)	0.0050	0.0118
D (three-stage)	0.0746	0.0680

Table 4: Normalized RMSEs and tail absolute errors (validation sample;  $N = 500$ , seed=42).

Model	$\text{nRMSE}_P$	$\text{relRMSE}_P$	$\text{nRMSE}_\Delta$	$\text{nRMSE}_\Gamma$	$ e_P _{90}$	$ e_P _{99}$	$ e_\Gamma _{90}$	$ e_\Gamma _{99}$
A (price-only)	0.0015	0.0027	0.0123	0.2525	0.000379	0.000696	1.100	7.794
B (DML)	0.0018	0.0034	0.0079	0.2378	0.000459	0.000906	0.3532	3.628
C (DML+residual)	0.0018	0.0034	0.0079	0.2378	0.000458	0.000902	0.3504	3.628
D (three-stage)	0.0018	0.0033	0.0078	0.2376	0.000458	0.000879	0.2503	3.628

RMSE among the Greek-supervised models and slightly improves  $\Gamma$  tail error quantiles, although  $\Gamma$  remains the most delicate target in the region ( $|x| < 0.05$ ,  $\tau \leq 1/252$ ).

Figure 2 visualizes true vs predicted prices and Greeks for Model D. In the ultra-short maturity regime ( $\tau \rightarrow 0$ ),  $\Gamma$  is extremely localized around the money: for the majority of (deep ITM/OTM) evaluation points the true  $\Gamma$  is numerically close to zero, so the scatter plots naturally show a dense cluster at  $\Gamma \approx 0$ .

### 5.3 Jump-term comparison

This subsection clarifies why a small PIDE residual alone is not evidence that the learned jump component represents the intended compensated jump integral. We first report error distributions for the final three-stage model (Figure 3), and then directly test whether the learned compensated jump contribution  $J_\psi$  matches a numerical proxy computed from the reference pricer (Figure 4).

We focus on the domain  $|x| \leq 0.5$ . Despite its small PIDE residual, the residual-regularized model C (DML+residual) without jump supervision shows a large mismatch between  $J_\psi$  and  $J^{\text{ref}}$  (RMSE =  $9.34 \times 10^{-2}$ ). The three-stage model yields a smaller jump-term error (RMSE =  $1.35 \times 10^{-2}$ ). Price RMSE on the same points is comparable (C:  $7.17 \times 10^{-3}$ , D:  $5.89 \times 10^{-3}$ ). Therefore, residual magnitude alone is not sufficient for model selection when diffusion and jump terms can offset each other.

This indicates that when the jump contribution is a free network output, it can absorb approximation errors from the diffusion part and still drive the residual toward zero. Supervising  $J_\psi$  against a numerical

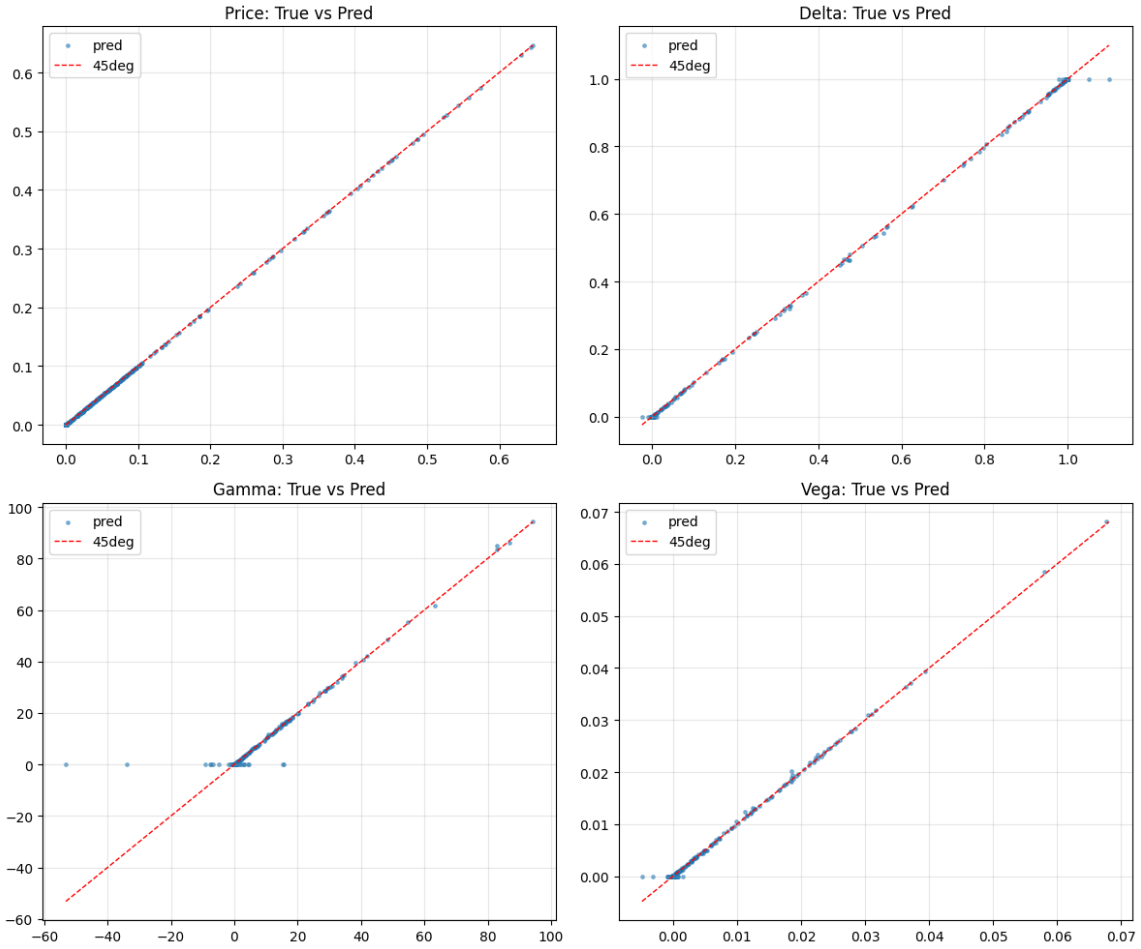


Figure 2: Three-stage model: true vs predicted (price, delta, gamma, vega) on validation.

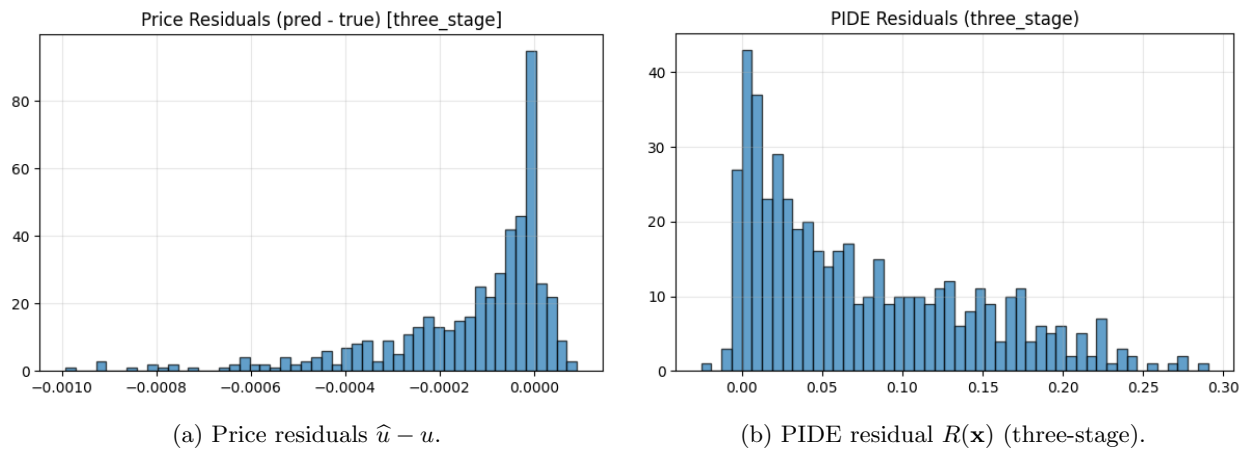


Figure 3: Error distributions for the three-stage model.

proxy (three-stage schedule) improves identification of the jump contribution.



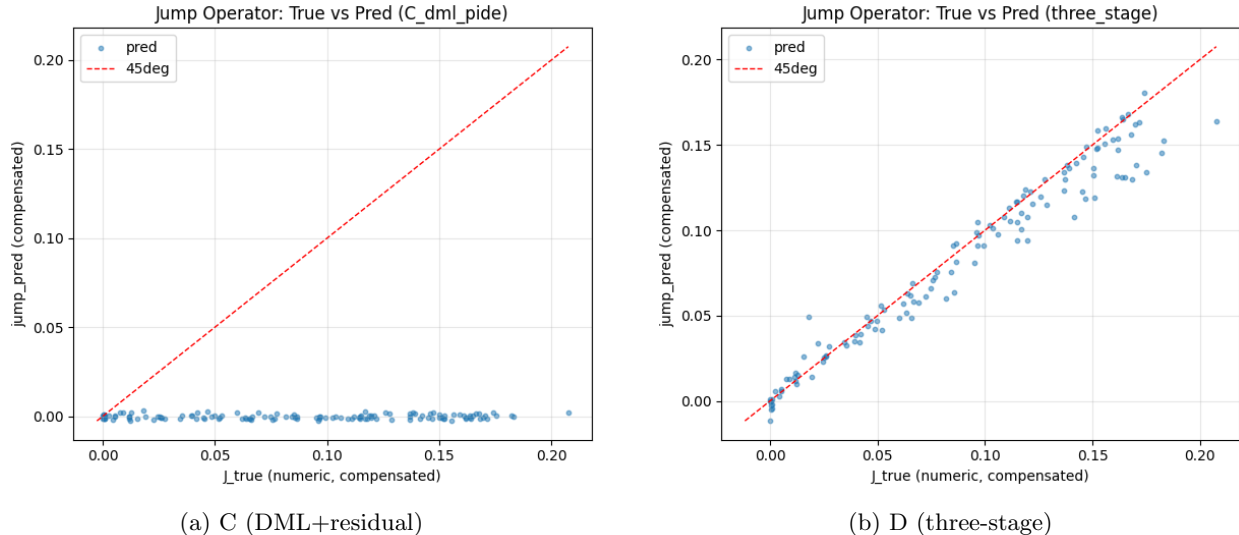


Figure 4: Jump-term check in the data domain ( $|x| \leq 0.5$ ): predicted compensated jump term vs numeric integral proxy.

## 5.4 Comparison: Fourier pricer vs DML model

We compare wall-clock times for batch pricing of  $N$  European call options, holding model parameters fixed. Table 5 reports relative speedups and price RMSE against the Fourier benchmark. Over this range, the computational scaling is close to linear in  $N$ .

## 5.5 One-day delta-hedging

The data-generating process follows the Bates SVJD model, and we simulate  $n_{\text{paths}} = 5000$  paths of  $(S_t, V_t)$  over one trading day  $T = 1/252$  using an Euler scheme with  $n_{\text{steps}} = 24$ . Jumps are simulated by a Bernoulli approximation with step probability  $p \approx \lambda \Delta t$ . To avoid unrealistically large per-step jump probabilities when  $\lambda \Delta t$  is not very small, we cap this probability at 0.2, i.e. we use  $p = \min(\lambda \Delta t, 0.2)$ . We use a stressed parameter set

$$(v_0, \kappa, \theta, \sigma_v, \rho, \lambda, \mu_J, \sigma_J) = (0.04, 3.0, 0.04, 1.0, -0.8, 2.0, -0.05, 0.20),$$

chosen to amplify jump activity and gamma effects. First, we conduct stock-only  $\Delta$  hedges, where the hedge portfolio contains the underlying and a cash account. We run the hedge separately for each strike  $K \in \{0.9, 1.0, 1.1\}$  on the same set of simulated  $(S_t, V_t)$  paths, which produces 5000 P&L outcomes per strike. At  $t = 0$ , we short one call with strike  $K \in \{0.9, 1.0, 1.1\}$  and maturity  $T$ . At each time  $t_k$  we compute delta from either the Fourier pricer (true) or the model (DML), rebalance the stock position, and carry the residual in a cash account accruing at rate  $r$ . At maturity we record hedging P&L as final portfolio value minus option payoff. Aggregating across strikes (15000 paths total), we report summary statistics in Table 6. Figure 5 plots P&L histograms, showing that the distributional difference between true and model delta hedges is small.

Conditioning on whether at least one price jump occurs along the underlying path yields  $\text{sd}(\text{P\&L}_{\text{DML}}) \approx 0.02263$  on jump samples ( $N = 150$  pooled path-strike observations) versus  $\approx 0.00971$  on no-jump samples ( $N = 14,850$ ). These results show that realized jumps substantially thicken the one-day hedge-P&L tails in this stressed experiment.

Second, we compare three one-option second-order hedges: (i) a ratio-type  $\Delta + \Gamma$  hedge; (ii) a weighted ridge least-squares (LS) hedge that fits  $(\Delta, \Gamma)$  jointly across stock and one hedge option; and (iii) a P&L-increment regression hedge (PL-LS) that learns state-dependent hedge ratios with ridge regularization.

Here “ratio-type” means that the hedge-option position is chosen from an explicit gamma ratio with ridge regularization, and the stock position is then set to neutralize the remaining delta. Such a hedge, using only one additional option, can be ill-conditioned when the hedge option’s gamma is small, because the hedge weight effectively scales like a ratio of gammas.

Table 5: Speed comparison between the Fourier pricer and the DML pricer. We report speedup (Fourier wall-clock time divided by DML time) to reduce hardware dependence; absolute timings and benchmarking code are provided in the reproducibility bundle.

$N$	Speedup (Fourier / DML)	Price RMSE
$10^3$	$6.3\times$	$2.15 \times 10^{-4}$
$10^4$	$34.7\times$	$2.25 \times 10^{-4}$
$5 \times 10^4$	$47.4\times$	$2.20 \times 10^{-4}$

Table 6: One-day  $\Delta$ -hedging P&L summary.

Model	Mean	Std	5%	Median	95%
True $\Delta$	$-1.40 \times 10^{-4}$	$9.92 \times 10^{-3}$	$-5.60 \times 10^{-4}$	$+3.20 \times 10^{-4}$	$+1.63 \times 10^{-3}$
DML $\Delta$	$-1.30 \times 10^{-4}$	$9.92 \times 10^{-3}$	$-5.00 \times 10^{-4}$	$+3.50 \times 10^{-4}$	$+1.59 \times 10^{-3}$

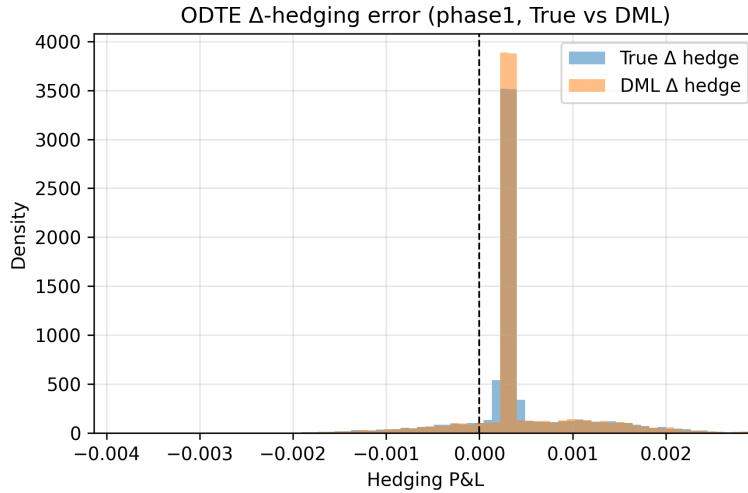


Figure 5: One-day  $\Delta$ -hedging P&L (True vs DML delta), stressed Bates SVJD parameter regime.

The LS and PL-LS hedges use the same instrument set but choose the positions jointly from a penalized fitting criterion or from a regression on price increments.

Concretely, for a given hedge strike  $K_H$ , let  $C_t^{\text{main}}$  and  $C_t^H$  denote the prices of the liability option and the hedge option, and let  $(\Delta_t^{\text{main}}, \Gamma_t^{\text{main}})$  and  $(\Delta_t^H, \Gamma_t^H)$  denote their spot Greeks. For the self-financing portfolio

$$\Pi_t = -C_t^{\text{main}} + w_{H,t}C_t^H + w_{S,t}S_t + B_t,$$

the ratio-type  $\Delta + \Gamma$  implementation updates the hedge-option position at each rebalance date by the ridge-stabilized gamma match

$$w_{H,t} = \frac{\Gamma_t^{\text{main}} \Gamma_t^H}{(\Gamma_t^H)^2 + \eta_\Gamma},$$

which approximates  $\Gamma_t^{\text{main}}/\Gamma_t^H$  when  $|\Gamma_t^H|$  is not too small. The stock position is then chosen as

$$w_{S,t} = \Delta_t^{\text{main}} - w_{H,t}\Delta_t^H,$$

so that the portfolio is approximately both delta- and gamma-neutral. At inception we set

$$B_0 = C_0^{\text{main}} - w_{H,0}C_0^H - w_{S,0}S_0,$$

and at each rebalance date update  $(w_{H,t}, w_{S,t})$  and the cash account so that the strategy remains self-financing. The weighted ridge LS hedge uses the same instrument pair  $(S_t, C_t^H)$ , but chooses  $(w_S, w_H)$  by

minimizing

$$\min_{w_S, w_H} w_\Delta (\Delta_t^{\text{main}} - w_S - w_H \Delta_t^H)^2 + w_\Gamma (\Gamma_t^{\text{main}} - w_H \Gamma_t^H)^2 + \lambda (w_S^2 + w_H^2).$$

PL-LS estimates time-dependent coefficient vectors  $(A_k, B_k)$  from a ridge regression of option price increments  $\Delta C_{\text{main}}$  on basis-weighted  $(\Delta S, \Delta C_{\text{hedge}})$  and then sets the hedge using  $w_S = \phi^\top A_k$  and  $w_H = \phi^\top B_k$  (with  $\phi = [1, \log m, (\log m)^2, V, \tau]^\top$ ).

We fix the liability option as a one-day ATM call with  $K_{\text{main}} = 1.00$  and  $T = 1/252$ . We then run four separate hedging experiments, each using the stock plus one additional same-maturity call with hedge strike  $K_H \in \{0.99, 1.00, 1.01, 1.02\}$ . Figure 6 pools the resulting P&L observations across these four  $K_H$  choices.

Figure 6 summarizes the comparison: the left column shows the central-region P&L density for ratio-type  $\Delta + \Gamma$ , LS, and PL-LS, plotted separately for (top) true Greeks and (bottom) DML Greeks. The two central-density panels are visually similar at this scale, consistent with the close agreement between DML Greeks and benchmark Greeks. In addition, our DML pricer outputs  $(u, \Delta, \Gamma)$  in a single forward pass, so these risk measures can be computed without re-pricing loops or finite differences.

The right panel shows the tail of the ratio-type  $\Delta + \Gamma$  hedge via the CCDF of  $|\text{P\&L}|$ . LS and PL-LS are omitted on the right because their tails collapse near zero at this scale.

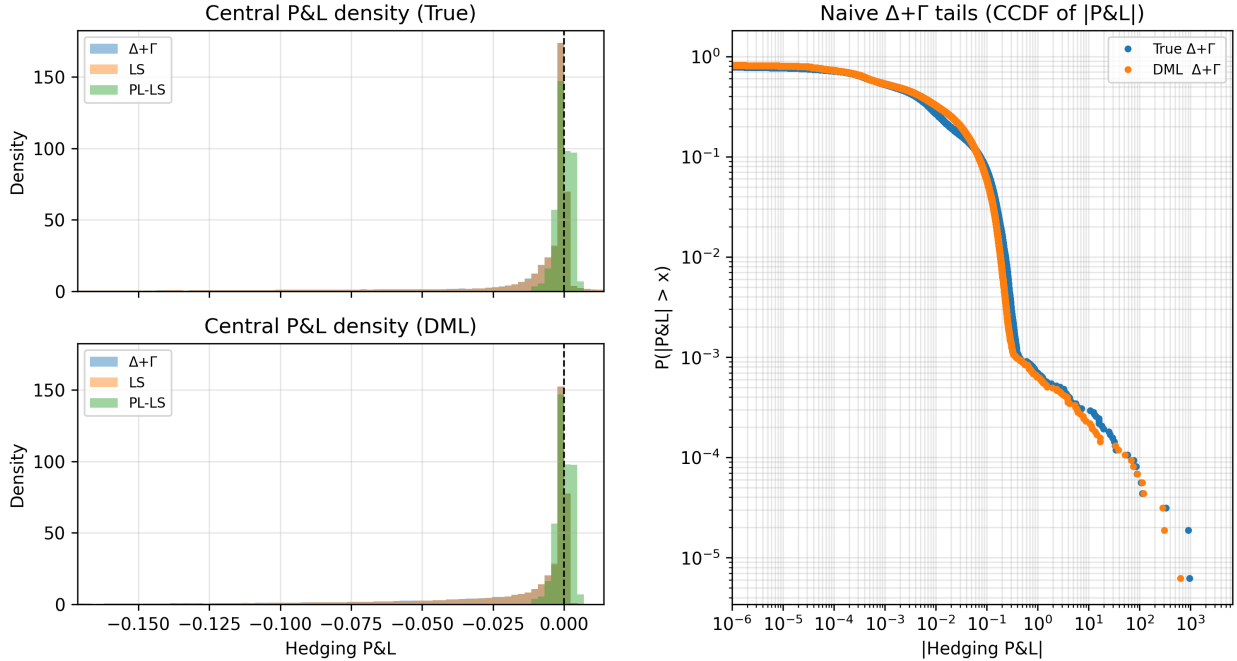


Figure 6:  $\Delta + \Gamma$  hedging illustration for a one-day ATM liability call ( $K_{\text{main}} = 1.00$ ). In each run the hedge portfolio contains the stock and one additional one-day call at a single strike  $K_H \in \{0.99, 1.00, 1.01, 1.02\}$ ; the four  $K_H$  choices are run separately and the plotted distributions pool the resulting outcomes across them. Left: central-region density of hedging P&L for ratio-type  $\Delta + \Gamma$ , LS, and PL-LS, shown separately for (top) true Greeks and (bottom) DML Greeks. The two central-density panels are almost indistinguishable at this scale, reflecting that the DML Greeks are close to the benchmark. Right: tail behavior of the ratio-type  $\Delta + \Gamma$  hedge, shown as the CCDF of  $|\text{P\&L}|$  (true vs. DML) on log scales; a one-option gamma-based ratio hedge can become unstable when the hedge option’s gamma is near zero.

Appendix A reports additional model-choice checks. In particular, a Merton jump-diffusion baseline improves substantially over Black–Scholes when prices are generated under the Bates SVJD model, while an SVCJ extension with contemporaneous variance jumps is almost indistinguishable from the Bates model.

## 6 Conclusion

We present a differential machine learning method for 0DTE options under a stochastic-volatility jump-diffusion model. Prices are expressed in Black–Scholes form with a maturity-gated variance adjustment; training combines joint price-and-Greek supervision with a PIDE-residual penalty. Across our numerical experiments, the method is substantially faster while keeping delta and vega errors low and price errors comparable to one-stage baselines. Our hedging experiment indicates that deltas produced by the network remain reliable even under stressed parameters, while gamma remains the most delicate target in the strict-short ATM regime. Moving from simulation to market data will require addressing microstructure noise and bid–ask spreads and incorporating transaction costs and operational constraints.

## References

- [Ackerer et al.(2020)] Ackerer, D., Tagasovska, N., and Vatter, T. (2020). Deep smoothing of the implied volatility surface. *Advances in Neural Information Processing Systems*, 33.
- [Bandi et al.(2023)] Bandi, F. M., Fusari, N., and Renò, R. (2023). 0DTE Option Pricing. *Working paper*. Available at SSRN: <https://ssrn.com/abstract=4503344> (doi:10.2139/ssrn.4503344).
- [Bansal et al.(2026)] Bansal, S., Boro, P., and Natesan, S. (2026). Application of physics informed neural networks to partial integro-differential equations in financial modeling and decision making. *Applied Soft Computing*, 186:114208.
- [Bates(1996)] Bates, D. S. (1996). Jumps and stochastic volatility: Exchange rate processes implicit in Deutsche mark options. *The Review of Financial Studies*, 9(1):69–107.
- [Black and Scholes(1973)] Black, F. and Scholes, M. (1973). The pricing of options and corporate liabilities. *Journal of Political Economy*, 81(3):637–654.
- [Bozovic(2025)] Bozovic, M. (2025). Intraday Jumps and 0DTE Options: Pricing and Hedging Implications. *Working paper*. Available at SSRN: <https://ssrn.com/abstract=5223127> (doi:10.2139/ssrn.5223127).
- [Carr and Madan(1999)] Carr, P. and Madan, D. B. (1999). Option valuation using the fast Fourier transform. *Journal of Computational Finance*, 2(4):61–73.
- [Dim et al.(2024)] Dim, C., Eraker, B., and Vilkov, G. (2024). 0DTEs: Trading, Gamma Risk and Volatility Propagation. *Working paper*. Available at SSRN: <https://ssrn.com/abstract=4692190> (doi:10.2139/ssrn.4692190).
- [Duffie et al.(2000)] Duffie, D., Pan, J., and Singleton, K. (2000). Transform analysis and asset pricing for affine jump-diffusions. *Econometrica*, 68(6):1343–1376.
- [Frandsen et al.(2022)] Frandsen, M. G., Pedersen, T. C., and Poulsen, R. (2022). Delta force: option pricing with differential machine learning. *Digital Finance*, 4(1):1–15.
- [Fu and Hirska(2020)] Fu, W. and Hirska, A. (2020). An unsupervised deep learning approach to solving partial integro-differential equations. arXiv preprint arXiv:2006.15012.
- [Heston(1993)] Heston, S. L. (1993). A closed-form solution for options with stochastic volatility with applications to bond and currency options. *The Review of Financial Studies*, 6(2):327–343.
- [Merton(1976)] Merton, R. C. (1976). Option pricing when underlying stock returns are discontinuous. *Journal of Financial Economics*, 3(1–2):125–144.
- [Huge and Savine(2020)] Huge, B. and Savine, A. (2020). Differential machine learning. *arXiv preprint arXiv:2005.02347*.
- [Liu et al.(2019)] Liu, S., Oosterlee, C. W., and Bohte, S. M. (2019). Pricing options and computing implied volatilities using neural networks. *Risks*, 7(1):16.

[Raissi et al.(2019)] Raissi, M., Perdikaris, P., and Karniadakis, G. E. (2019). Physics-informed neural networks: A deep learning framework for solving forward and inverse problems involving nonlinear partial differential equations. *Journal of Computational Physics*, 378:686–707.

[Sun et al.(2025)] Sun, Q., Huang, H., Yang, X., and Zhang, Y. (2025). Stochastic jump diffusion process informed neural networks for accurate American option pricing under data scarcity. *Applied Soft Computing*, 176:113164.

## A Model comparison

Because 0DTE options are extremely short-dated, it is natural to ask whether simpler dynamics would suffice for the pricing and hedging checks considered in this paper. This appendix reports two model-comparison checks: (i) Black–Scholes and Merton jump-diffusion baselines versus a Bates SVJD benchmark, and (ii) an SVCJ-type extension with contemporaneous jumps in price and variance, specified within the affine jump-diffusion framework of [Duffie et al.(2000)].

### A.1 Black–Scholes and Merton versus a Bates benchmark

We use the Bates SVJD Fourier pricer as a benchmark and compare two analytic baselines: (i) Black–Scholes with constant volatility  $\sigma = \sqrt{v_0}$  and no jumps, and (ii) Merton’s lognormal jump-diffusion [Merton(1976)] with the *same* jump parameters  $(\lambda, \mu_J, \sigma_J)$  and constant diffusion volatility  $\sqrt{v_0}$ . The parameter set is the stressed regime used in the hedging experiment in the main text:

$$(v_0, \kappa, \theta, \sigma_v, \rho, \lambda, \mu_J, \sigma_J) = (0.04, 3.0, 0.04, 1.0, -0.8, 2.0, -0.05, 0.20),$$

with  $r = 1\%$  and  $q = 0$ .

Merton’s jump-diffusion substantially reduces pricing error relative to Black–Scholes (Table 7), indicating that even overnight options load on jump risk.

We also run a one-day discrete-time  $\Delta$  hedge under simulated Bates dynamics (using the same setup as Section 5.5) and compute hedge deltas using BS, Merton, and Bates. Table 8 reports summary statistics, both unconditionally and conditional on whether at least one jump occurs along the path. Jump realizations dominate tail outcomes and cannot be hedged away by delta hedging; differences across delta models are therefore small relative to jump-driven tail risk in this setup.

### A.2 SVCJ vs Bates: do volatility jumps matter for 0DTE?

To assess whether volatility jumps matter for 0DTE options, we consider an SVCJ-type extension (stochastic volatility with contemporaneous jumps in price and variance) in which price and variance jump simultaneously at Poisson times. Within the affine jump-diffusion framework of [Duffie et al.(2000)], we specify the log-price jump as  $Y \sim \mathcal{N}(\mu_J, \sigma_J^2)$  and the variance jump as  $Z \sim \text{Exp}(\text{mean} = \mu_{v,J})$ , with  $Z$  independent of  $Y$  but arriving with the same intensity  $\lambda$ . We set  $\mu_{v,J} = 0.02$  (a positive variance-jump mean), and keep  $(v_0, \kappa, \theta, \sigma_v, \rho, \lambda, \mu_J, \sigma_J)$  equal to the stressed regime above. Table 9 shows that the incremental pricing effect of adding variance jumps is small. For very short maturities, vega exposure is limited; variance jumps can therefore be weakly identified unless longer expiries are included in calibration/training. The evaluation grid here uses four same-day maturity slices,  $\tau \in \{0.25, 0.50, 0.75, 1.00\} \times (1/252)$ . Accordingly, the metric “ATM” aggregates all grid points with  $|x| < 0.1$  across all four slices, whereas “ATM+short” additionally imposes  $\tau < 1/252$ , i.e. it retains only the first three slices.

We conduct one-day delta hedging under simulated SVCJ dynamics and compare hedges based on Bates vs SVCJ deltas. Table 10 shows that the P&L distributions are very similar at the reported precision.

Table 7: Pricing error of Black–Scholes and Merton relative to Bates SVJD benchmark prices, evaluated on a 164-point  $(x, \tau)$  grid. The second column reports RMSE on the core short-dated bucket ( $|x| < 0.05$ ,  $\tau \leq 1/252$ ) (92 grid points, including repeated endpoints).

Model	Price RMSE (global)	Price RMSE ( $ x  < 0.05$ , $\tau \leq 1/252$ )
Black–Scholes	0.000303	0.000297
Merton	0.000182	0.000121

Table 8: One-day discrete-time  $\Delta$ -hedging P&L under simulated Bates dynamics. “jump” means the path contains at least one price jump during the day; “no-jump” means no price jump occurs. The last column reports a nonparametric 95% bootstrap CI for  $\text{CVaR}_{1\%}$ .

Model	Subset	$n$	mean	sd	q01	CVaR01 [95% CI]
BS	all	30,000	0.000084	0.007247	-0.001641	-0.0339 [-0.042,-0.026]
BS	jump	237	-0.040952	0.070066	-0.293528	-0.3683 [-0.456,-0.251]
BS	no-jump	29,763	0.000411	0.000568	-0.001274	-0.0020 [-0.0021,-0.0019]
Bates	all	30,000	0.000075	0.007254	-0.001728	-0.0340 [-0.043,-0.026]
Bates	jump	237	-0.041152	0.069999	-0.287896	-0.3677 [-0.456,-0.248]
Bates	no-jump	29,763	0.000403	0.000616	-0.001473	-0.0021 [-0.0021,-0.0020]
Merton	all	30,000	0.000083	0.007238	-0.001651	-0.0339 [-0.042,-0.026]
Merton	jump	237	-0.040979	0.069925	-0.292678	-0.3680 [-0.456,-0.250]
Merton	no-jump	29,763	0.000410	0.000574	-0.001304	-0.0020 [-0.0021,-0.0019]

Table 9: Incremental pricing effect of adding variance jumps, reported as the price difference  $C^{\text{SVCJ}} - C^{\text{Bates}}$  and summarized by its RMSE over several evaluation subsets ( $\mu_{v,J} = 0.02$ ). All metrics are evaluated on the same 164-point  $(x, \tau)$  grid.

Metric	global	ATM	short	ATM+short
Price RMSE	$3.16 \times 10^{-7}$	$3.47 \times 10^{-7}$	$1.93 \times 10^{-7}$	$2.11 \times 10^{-7}$

Table 10: One-day  $\Delta$ -hedging P&L under simulated SVCJ dynamics: summary statistics comparing deltas from Bates vs SVCJ (negative values indicate profit). The last column reports a nonparametric 95% bootstrap CI for  $\text{CVaR}_{1\%}$ .

Model	Subset	$n$	mean	sd	q01	CVaR01 [95% CI]
Bates	all	9,000	-0.000316	0.012868	-0.002961	-0.0734 [-0.103,-0.054]
Bates	jump	108	-0.058557	0.101288	-0.358808	-0.4407 [-0.521,-0.301]
Bates	no-jump	8,892	0.000392	0.001140	-0.002165	-0.0028 [-0.0029,-0.0026]
SVCJ	all	9,000	-0.000316	0.012868	-0.002961	-0.0734 [-0.101,-0.047]
SVCJ	jump	108	-0.058557	0.101288	-0.358808	-0.4407 [-0.521,-0.301]
SVCJ	no-jump	8,892	0.000392	0.001140	-0.002165	-0.0028 [-0.0029,-0.0026]