
How to Steal Reasoning Without Reasoning Traces

Tingwei Zhang John X. Morris Vitaly Shmatikov
Department of Computer Science
Cornell Tech

Abstract

Many large language models (LLMs) use reasoning to generate responses but do not reveal their full reasoning traces (a.k.a. chains of thought), instead outputting only final answers and brief reasoning summaries. To demonstrate that hiding reasoning traces does not prevent users from “stealing” a model’s reasoning capabilities, we introduce *Trace Inversion* models that, given only the inputs, answers, and (optionally) reasoning summaries exposed by a target model, generate detailed, synthetic reasoning traces. We show that (1) traces synthesized by Trace Inversion have high overlap with the ground-truth reasoning traces (when available), and (2) fine-tuning student models on inverted traces substantially improves their reasoning and enables distillation from proprietary, black-box LLMs.

1 Introduction

Large language models (LLMs) with explicit reasoning capabilities perform well on math, coding, and scientific analysis tasks. Trained via supervised fine-tuning, instruction tuning, and reinforcement learning, these models generate multi-step internal reasoning traces, aka chains of thought, leading to final answers [40, 31, 7]. At inference time, these traces decompose complex problems into intermediate steps. During training, they help with capability transfer. Fine-tuning a student model on step-by-step reasoning traces generated by a teacher model can transfer much of the latter’s reasoning capability, substantially outperforming fine-tuning on final answers alone [15, 9, 35, 7].

Exposing full chains of thought is a potential intellectual property risk. For example, in February 2026 Anthropic accused several competing labs of large-scale distillation campaigns that allegedly elicited data from Anthropic’s reasoning models and used it for training [2]. Furthermore, reasoning traces may encode sensitive system prompts, safety policies, or private contextual information [10, 16, 45]. To mitigate these risks, commercial APIs typically reveal only a short reasoning summary and the final answer [29, 8, 1]. This assumes that exposing summaries in lieu of detailed chains of thought preserves the practical benefits of reasoning models while preventing capability stealing.

In this paper, we challenge this assumption. We introduce **Trace Inversion**, a framework for synthesizing detailed reasoning traces from only the final answers and, optionally, compressed summaries (Figure 1) exposed by reasoning models. Our inversion models synthesize traces that are similar to the ground truth (e.g., 81% token length recovery and 52.76 token-overlap F1 score for DeepSeek-R1 traces, even though inversion is trained on a much weaker surrogate model). Most importantly, **inverted traces can “teach” a student model how to reason even when the black-box teacher model does not reveal its reasoning and is stronger than either the student, or the inversion model.** Across math, scientific reasoning, and coding benchmarks, models fine-tuned on inverted traces outperform those fine-tuned on (a) surrogate reasoning traces, or (b) other models’ answers and reasoning summaries. This demonstrates that hiding chains of thought does not prevent users from stealing the model’s reasoning capability.

For example, fine-tuning Qwen-2.5-7B-Instruct on traces inverted from the answers and summaries of gpt-5.4-mini-2026-03-17 (GPT-5.4 mini), a much stronger, commercial, black-box

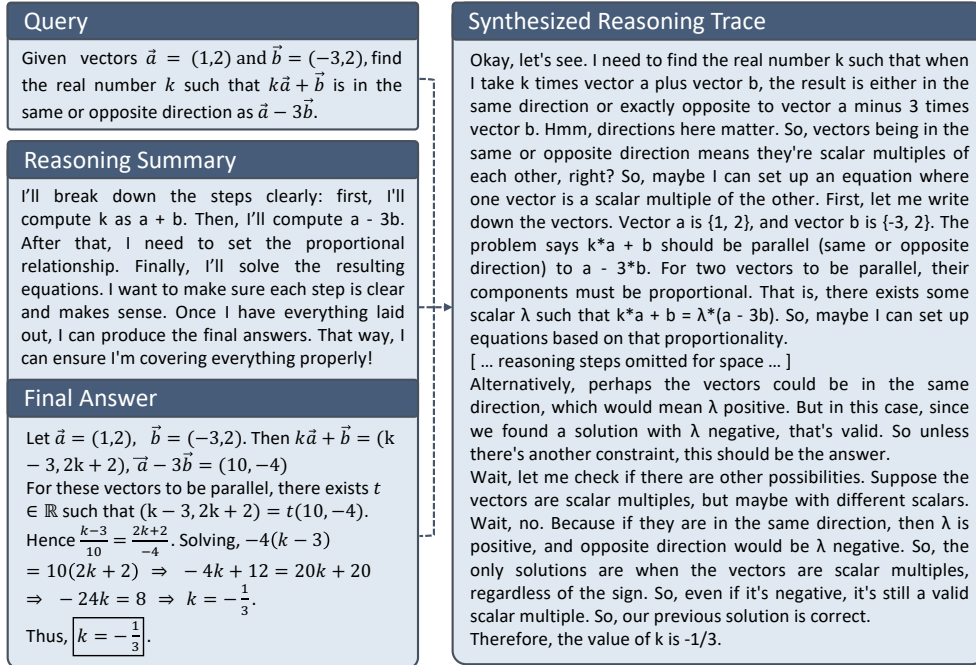


Figure 1: **Example of Trace Inversion against GPT-5.4 mini.** Given only the input, final answer, and reasoning summary from a commercial black-box model, Trace Inversion synthesizes a detailed reasoning trace that can be used for supervised fine-tuning of a student model.

model, by (weak) DeepSeek-R1-Distill-Qwen-1.5B, reaches 31.6% on JEEBench, vs. 19.7% when fine-tuned on R1-Distill’s own reasoning traces. Fine-tuning Llama-3.1-8B-Instruct on traces inverted from GPT-5.4 mini by an inversion model based on Deepseek-R1 reaches 52.4% on MATH500, vs. 16.4% when fine-tuned on the GPT-5.4 mini’s reasoning summaries and answers. In some cases, fine-tuning on inverted traces yields even better performance than the ground-truth traces (the latter can contain backtracking and dead ends, whereas inverted traces are typically clean forward reasoning).

To facilitate research on model-stealing attacks and defenses, we release our code. ¹

2 Background and Related Work

Reasoning models. Many modern large language models rely on explicit multi-step reasoning. Chain-of-thought (CoT) prompting showed that eliciting intermediate reasoning steps substantially improves performance on arithmetic, logical, and symbolic benchmarks [40, 19]. Subsequent work demonstrated improved accuracy and robustness when models are guided to produce coherent intermediate steps and not just final answers [39]. Instruction tuning and reinforcement learning (RL) can incorporate reasoning-oriented objectives [31, 4], e.g., in models like DeepSeek-R1 [13] and OpenAI’s o-series [28]. Related models such as QwQ-32B and s1 further show that RL can enable smaller models to approach the reasoning performance of large base models [36, 27].

Information leakage from language models. Black-box language models can leak information about training data and inference-time inputs through their outputs. This includes training-data extraction, where a model reveals memorized training inputs through its generations [5], and membership inference [34], which determines whether specific data points were included in the model’s training data, including in-context learning settings [25, 41].

A separate line of work studies leakage of inference-time inputs. Model inversion infers information about the inputs given just the outputs of black-box models [26]. Prompt inversion is a special case

¹https://github.com/Tingwei-Zhang/Trace_Inversion_Attack

where only part of the input (e.g., system prompt) is secret and can be extracted via adversarial queries [44], or prompt inversion methods [43, 42].

Model distillation and capability stealing. Model distillation transfers capabilities from a teacher model to a student model. In cooperative settings, the student has full or partial access to the teacher and aims to match its outputs or predictive distributions [15]. In adversarial settings, an attacker seeks to transfer capabilities from a deployed model using limited external access. This *capability stealing* was originally studied for image classifiers [37, 30] and extended to language models [20, 38]. The attack is typically performed under black-box access, where the attacker observes only the model’s outputs and has no access to its internal states, parameters, or training data.

The effectiveness of distillation and capability stealing depends strongly on the information available from the teacher model. Training student models on teacher-generated reasoning traces (rather than final answers alone) leads to substantial gains on reasoning tasks [40, 35]. Variants include partial reasoning supervision or skipping intermediate steps to balance cost and performance [7]. We focus on the realistic setting where the teacher’s reasoning traces are **not** available from the model API.

3 Threat Model

Problem setting. Consider a black-box *victim model* V that, given an input $x \in \mathcal{X}$, internally generates a reasoning trace $t \in \mathcal{T}$ that leads to the final answer $y \in \mathcal{Y}$. The user receives only y and, optionally, a short reasoning summary or “bubble” $b^* = C(t) \in \mathcal{B}$ such that $|b^*| \ll |t|$. This setting corresponds to the APIs of commercial reasoning models.

Attacker’s goal. The attacker’s primary objective is to improve the reasoning capabilities of their own model S by exploiting black-box access to a stronger reasoning model V , without direct access to V ’s internal reasoning and using only the publicly available resources listed below. To this end, given tuples (x, y) or (x, b^*, y) output by V , the attacker aims to synthesize reasoning traces \hat{t} that are logically consistent with the observed tuples. Whether they match the victim’s true internal reasoning or not, their purpose is to support effective fine-tuning of S on (x, \hat{t}, y) .

Attacker’s auxiliary models. The attacker may use its own surrogate reasoning model V' , compression model C' , inversion model I , and student model S . These models may be public or private to the attacker. The only requirement is that the attacker be able to fine-tune the inversion model I and student model S . The **surrogate reasoning model** V' should produce complete reasoning traces (t', y') , which can be used to train the inversion model. Typically, V' is much weaker than the victim model (e.g., R1-distill vs. GPT-5.4 mini in our experiments).

We do *not* assume that the attacker has access to the true compression method C used by the victim V (e.g., it is not publicly known how GPT models produce reasoning summaries). To “emulate” summarization, the attacker employs a **reasoning compression model** C' that maps surrogate traces t' to summaries $b' = C'(t'; \pi)$ under a fixed prompt template π without additional fine-tuning. The attacker then trains an **inversion model** I to synthesize reasoning traces from V ’s observable input–output pairs (x, y) and, when available, summaries b^* , and uses these traces to fine-tune a S .

Public reasoning datasets. The attacker can draw on public datasets D of diverse reasoning-task inputs x (e.g., math, code, and logic questions), such as OpenThoughts-114k [12]. We use them as a source of inputs for (1) querying the surrogate reasoning model to obtain its traces, and (2) querying the victim model to obtain answers and summaries that can be fed into the Trace Inversion model.

4 Inversion Methodology

Trace Inversion is a three-stage attack pipeline (Figure 2). We consider a *summary setting*, where the victim model exposes a short reasoning summary, and a stricter *no-summary setting*, where only the final answer is available. Each setting requires a separate inversion model.

4.1 Stage 1: Training the Inversion Model

Training data. The attacker samples inputs x' from public reasoning datasets, submits them to the surrogate model V' , and obtains traces t' and answers y' , yielding dataset $\mathcal{D}_1 = \{(x', t', y')\}$.

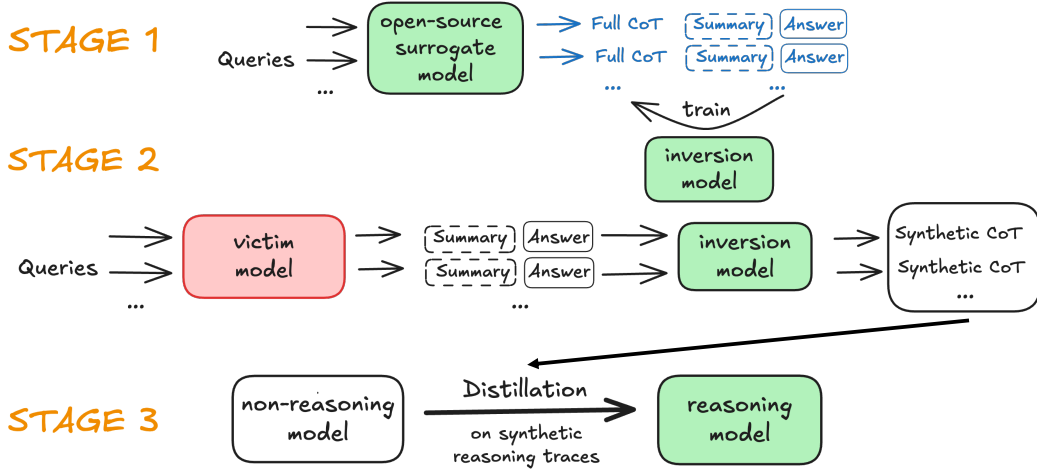


Figure 2: Trace Inversion pipeline.

To emulate commercial APIs, each surrogate trace t' is optionally compressed into a summary $b' = C'(t'; \pi)$ using model C' (see Appendix B). This yields datasets $\mathcal{D}_2^{\text{sum}} = \{(x', b', y', t')\}$ and $\mathcal{D}_2^{\text{nosum}} = \{(x', y', t')\}$ for the summary and no-summary settings, respectively. **We use our own compression model because the actual summarization method used by the black-box victim model is not known** and thus cannot be used to (trace, summary) pairs we need for training.

Training objective. In the summary setting, the inversion model $I_{\text{sum}}(x, y, b) = \hat{t}$ is trained to maximize the likelihood that its output matches the true trace t' :

$$\mathcal{L}_{\text{inv}}^{\text{sum}} = \mathbb{E}_{(x', y', b', t') \sim \mathcal{D}_2^{\text{sum}}} [-\log p_{I_{\text{sum}}}(t' | x', y', b')] \quad (1)$$

The no-summary setting is similar: $I_{\text{nosum}}(x, y) = \hat{t}$ and the training objective is:

$$\mathcal{L}_{\text{inv}}^{\text{nosum}} = \mathbb{E}_{(x', y', t') \sim \mathcal{D}_2^{\text{nosum}}} [-\log p_{I_{\text{nosum}}}(t' | x', y')] \quad (2)$$

Both objectives are implemented using teacher forcing with token-level cross-entropy.

4.2 Stage 2: Inverting Victim’s Outputs

The attacker first queries the victim V on inputs x , collecting tuples (x, y, b^*) (or (x, y) in the no-summary setting). The trained inversion model is then applied to the tuples: $\hat{t} = I_{\text{sum}}(x, y, b^*)$ or $\hat{t} = I_{\text{nosum}}(x, y)$, producing synthetic reasoning traces \hat{t} that are compatible with V ’s observed outputs and can serve as approximations of its hidden internal reasoning in the next stage.

4.3 Stage 3: Student Distillation

In the final stage, the attacker distills the approximation of the victim’s reasoning synthesized by the inversion model into the student model S . Each training example consists of an input x and the synthetic reasoning trace \hat{t} concatenated with the answer y into a single supervision target $y^+ = [\hat{t}; y]$. S is fine-tuned using standard teacher-forced cross-entropy:

$$\mathcal{L}_{\text{student}} = \mathbb{E}_{(x, \hat{t}, y)} [-\log p_S(y^+ | x)] \quad (3)$$

Optional: augmenting with surrogate data. Since the attacker already generated the surrogate dataset $\mathcal{D}_1 = \{(x', t', y')\}$ for training the inversion model, these examples can be added to the distillation data at no additional cost. The student can be fine-tuned on $\{(x, \hat{t}, y)\} \cup \mathcal{D}_1$ either as a single mixed corpus, or in a curriculum (surrogate traces first, inverted traces second). We report this as an ablation in §5.4; the default pipeline uses only the inverted traces.

5 Evaluation

5.1 Experimental Setup

Datasets. OpenThoughts-114k (OpenThoughts) is a public reasoning dataset spanning math, science, programming, and logic. Each example is an input x , an R1-generated reasoning trace, and the final answer. We sample two disjoint splits of 10k inputs each: a *surrogate split* for querying an open-source reasoning model to obtain (x', t', y') used to train inversion models, and a *victim split* for querying the victim to obtain (x, t, y) (open-weight victim) or (x, b^*, y) (black-box victim).

Models. As surrogate models, we use R1 or DeepSeek-R1-Distill-Qwen-1.5B², which we refer to as **R1-Weak** to emphasize that it is weaker than the victim models. We use R1 as the open-weight victim, and gpt-5.4-mini-2026-03-17 (GPT-5.4 mini) as the black-box victim, both accessed via their commercial APIs. We use Qwen2.5-7B-Instruct (Qwen) as (1) a trace summarization model, and (2) backbone for our for inversion models. To evaluate utility of inverted traces, we fine-tune two student models: Qwen2.5-7B-Instruct (Qwen) and Llama-3.1-8B-Instruct (Llama).

Inversion metrics. When the victim is open-weight (i.e., R1), we compare the synthesized trace \hat{t} to the ground-truth trace t using *Len* (token count; a coarse proxy for completeness), *BLEU* (n -gram precision, capturing surface lexical similarity), *TF1* (token-overlap F1, i.e., the harmonic mean of token-level precision and recall), and *ROUGE-1/2/L* (unigram, bigram, and longest-common-subsequence overlap). As mentioned above, these metrics are auxiliary diagnostics. Our main evaluation metric is the reasoning performance of student models fine-tuned on inverted traces.

Fine-tuning data for student models. We consider five options: *Answer-only* (victim’s answers), *Summary+Answer* (victim’s summaries and answers), *Surrogate-Trace* (surrogate’s reasoning traces and answers), *Synthesized-Trace (ours)* (our inverted traces and victim’s answers), and *Victim-Trace (oracle)* (victim’s actual traces and answers—not available in practice).

Reasoning benchmarks. To evaluate whether fine-tuning student models on inverted traces improves their reasoning performance, we use three benchmarks: *MATH500* [14] evaluates multi-step mathematical problem solving on competition-level questions; *JEEBench* [3] measures structured problem solving across physics, chemistry, and mathematics; *LiveCodeBench* (LCB) [17] evaluates code generation and debugging using execution-based metrics.

Hyperparameters. All models are fine-tuned using `num_train_epochs = 3`, `learning_rate = 1e-5`, `warmup_ratio = 0.1`, `cutoff_len = 16384`. Unless otherwise specified, we use each model’s the default optimizer and tokenizer and follow the original evaluation protocols of each benchmark. We run training and evaluation on 8 NVIDIA Tesla A100s (80GB).

Table 1: **Feature distribution of our surrogate summaries vs. GPT-5.4 mini.**

	Ours (C' on R1 traces)	GPT-5.4 mini
Median tokens	537	592
Bold-header sections	94.1%	92.9%
First-person prose	97.3%	97.0%
LaTeX	79.1%	71.9%

5.2 Fidelity of Trace Inversion

We first evaluate whether the inversion model synthesizes traces that resemble the victim’s true reasoning. Against an open-weight victim (R1), we measure this directly. Because GPT-5.4 mini does not reveal its traces, we match the distribution of summaries instead.

Matching summaries (GPT-5.4 mini). The inversion model is trained on the surrogate summaries $b' = C'(t'; \pi)$ and applied to the victim’s summaries b^* ; it generalizes best when the two distributions match. While GPT-5.4 mini hides its internal traces, its API reports the total number of reasoning tokens (for billing). We recover the trace length by subtracting visible-output tokens. Non-empty GPT-5.4 mini summaries have median length of ≈ 592 tokens and median compression of $\approx 4.2\times$. Stylistically, they are first-person prose with bold-header sections and frequent LaTeX (based on lightweight regex heuristics). We designed our compression prompt π (Appendix B) to produce summaries that match this style. Applied to the surrogate traces (from R1), the resulting summaries align with GPT-5.4 mini’s summaries on median length and all dominant style features (Table 1).

²<https://huggingface.co/deepseek-ai/DeepSeek-R1-Distill-Qwen-1.5B>

Table 2: **Trace inversion fidelity (victim = R1)**. We report synthesized trace length (Len) and overlap metrics between synthesized traces \hat{t} and R1 ground-truth traces t . **Bold** rows use a weaker surrogate (R1-Weak), corresponding to a realistic attack. Higher is better, except trace length.

Setting	Inversion	Surrogate	Len	BLEU	TF1	R-1	R-2	R-L
Summary	Qwen (0-shot)	–	978.5	3.04	35.36	26.77	15.73	17.60
Summary	Qwen (FT)	R1	5,767.3	26.64	64.42	66.84	40.51	29.17
Summary	Qwen (FT)	R1-Weak	4,971.9	16.64	52.76	56.59	29.72	24.84
No-summary	Qwen (0-shot)	–	1,040.0	3.31	37.58	28.30	16.39	17.97
No-summary	Qwen (FT)	R1	6,020.9	25.07	57.08	65.43	38.91	27.97
No-summary	Qwen (FT)	R1-Weak	5,434.0	11.52	49.01	47.45	21.85	21.73

Matching reasoning traces (R1). Table 2 reports how well traces inverted from R1’s outputs match the ground truth. When the inversion model is trained on traces from R1 itself, the training and evaluation distributions are the same, giving an upper bound on achievable fidelity: TF1 58.00 / 57.08 and R-L 29.01 / 27.97 in the summary and no-summary settings, respectively.

Prompting alone is insufficient. As a zero-shot baseline, we prompt Qwen (Appendix B) with (x, b^*, y) or (x, y) to synthesize a trace. In both settings, this produces short, weakly aligned traces: length collapses to $\approx 1,000$ tokens (vs. R1’s ground-truth average of 6,130.6), with weak overlap (TF1 35.36 / 37.58; R-L 17.60 / 17.97). See Figure 4 in the appendix for an illustrative example.

Weaker surrogate is nearly as effective. Training inversion on the R1-Weak surrogate recovers most of the gap: synthesized traces are long (4,972 / 5,434 tokens, ≈ 81 – 89% of R1’s average) and overlap substantially with the ground truth (TF1 52.76 / 49.01, R-L 24.84 / 21.73). The drop from R1 to R1-Weak is small relative to the jump from zero-shot to any inversion model. This corresponds to a realistic attack where the surrogate is weaker than the victim (see Figure 5 in the appendix).

Summary vs. no-summary. Overlap metrics are slightly higher in the summary setting. This understates the qualitative gap: summaries provide explicit cues that inversion can latch onto, improving coherence and step-level correctness in ways that overlap metrics may not fully capture.

5.3 Stealing Reasoning Capabilities of an Open-Weight Model (R1)

We evaluate whether fine-tuning a student on inverted traces improves its downstream reasoning. Using R1 as the victim allows us compare against both attacker-accessible baselines (Answer-only, Summary+Answer) and the Victim-Trace oracle. Table 3 reports accuracy for both students in the summary (x, b^*, y) available) and no-summary $((x, y))$ settings. R1-Weak serves as a realistic weak surrogate, while R1 trained on its own data provides an upper bound on inversion quality.

It is important to note that even though it does not have explicit reasoning, our base instruction-tuned Qwen model appears to have been optimized for the MATH500 benchmark. This means that fine-tuning can *degrade* its performance (71.2% \rightarrow 61.0% when fine-tuning on answers). This matters for our threat scenario. The most obvious black-box attack—fine-tuning the student on the victim’s answers and summaries—can damage the student rather than teach it how to reason. This highlights the utility of inversion models: they turn the victim’s outputs into a useful supervision signal.

Inverted traces beat every attacker-accessible baseline. With the R1-Weak surrogate, Synthesized-Trace beats Answer-only, Summary+Answer, and Surrogate-Trace in almost every experiment. On MATH500, it lifts Qwen from 63.0% (Summary+Answer) to 71.8% and Llama from 45.8% to 50.2%; JEEBench gains are larger (Qwen 24.0% \rightarrow 36.3%, Llama 18.2% \rightarrow 24.2%). Improvement over Surrogate-Trace is critical: it shows that **fine-tuning on inverted traces outperforms fine-tuning on traces from a surrogate reasoning model**.

No-summary inversion is still effective. Removing b^* degrades performance but Synthesized-Trace still improves over Answer-only and Surrogate-Trace (e.g., Qwen JEEBench 19.7% \rightarrow 29.7%). With a strong R1 surrogate, no-summary inversion produces traces that help Qwen reach 74.1% on MATH500 and 33.2% on JEEBench, close to the oracle on both.

Table 3: **Downstream accuracy (%) after fine-tuning when attacking R1.** *Victim-Trace (oracle)* is an upper bound not available to realistic attackers. Entries marked with * outperform the oracle (explained in §5.3).

Setting	Training Sources	Surrogate	MATH500		JEEBench		LiveCodeBench	
			Qwen	Llama	Qwen	Llama	Qwen	Llama
–	No finetuning	–	71.2	42.1	28.3	16.6	28.9	13.1
–	Answer-only	–	61.0	44.0	21.6	17.2	25.4	9.6
–	Surrogate-Trace	R1-Weak	63.2	48.8	19.7	11.3	22.9	9.1
Summary	Summary+Answer	–	63.0	45.8	24.0	18.2	25.6	11.7
Summary	Synthesized-Trace (ours)	R1-Weak	71.8	50.2	36.3	24.2*	30.9	8.8
Summary	Synthesized-Trace (ours)	R1	74.4*	59.2	37.1	26.1*	32.2	9.9*
No-sum.	Synthesized-Trace (ours)	R1-Weak	66.4	44.8	29.7	16.3	26.2	9.2
No-sum.	Synthesized-Trace (ours)	R1	74.1*	62.0*	33.2	25.2*	29.1	8.6
–	<i>Victim-Trace (oracle)</i>	–	72.2	59.6	43.7	23.8	33.2	9.8

Inverted traces approach the oracle. The Victim-Trace oracle is our upper bound. Inverted traces close most of the gap: with an R1-Weak surrogate in the summary setting, Qwen matches oracle JEEBench (36.3% vs. 43.7%) and trails MATH500 by 0.4 points (71.8% vs. 72.2%). Llama closes the JEEBench gap from 11.3% (Surrogate-Trace) to 24.2% vs. 23.1% oracle.

Inversion can outperform ground truth when surrogate and victim are the same model. When the surrogate and the victim are the same model (R1, in our case), Synthesized-Trace can even beat Victim-Trace oracle: in the no-summary setting this happens on Qwen/MATH500 (74.1% vs. 72.2%), Llama/MATH500 (62.0% vs. 59.6%), and Llama/JEEBench (25.2% vs. 23.8%). R1’s raw traces often include backtracking and dead ends, introducing noise into student fine-tuning. Our inversion model, conditioned on the final answer, produces clean forward reasoning, which “denoises” R1’s reasoning and provides a better fine-tuning signal. See Appendix Figure 6 for a side-by-side example.

Weak surrogates hurt student training but help inversion training. Directly distilling R1-Weak can degrade the student (e.g., Qwen MATH500 71.2%→63.2%; LCB 28.9%/13.1%→22.9%/9.1% for Qwen/Llama). When the same traces are used only to train the inversion model, which is then applied to the stronger victim’s outputs, inverted traces are much more effective for student training. This explains why fine-tuning on inverted traces outperforms fine-tuning on surrogate traces.

LiveCodeBench gains are weaker. Llama’s LCB accuracy drops on Synthesized-Trace (13.1%→8.8%) and even on the Victim-Trace oracle (10.4%), while Qwen stays roughly flat (28.9%→30.9%). This likely reflects a mismatch between the inverted traces’ math-flavored reasoning style and the coding-specific reasoning required by this benchmark, as well as some formatting differences between the reasoning supervision and the output format LCB expects.

5.4 Stealing Reasoning Capabilities of a Black-Box, Commercial Model (GPT-5.4 mini)

Table 4 evaluates capability stealing from a fully black-box commercial victim, GPT-5.4 mini, which exposes only (x, b^*, y) . We train the inversion model offline with either a strong (R1) or weaker (R1-Weak) surrogate, then synthesize \hat{t} for student fine-tuning.

Inverted traces outperform answers and summaries. Synthesized-Trace beats Answer-only and Summary+Answer on both students by large margins. With the R1-trained inverter, Qwen improves MATH500 from 68.4% (Answer-only) to 76.0% and JEEBench from 27.6% to 43.7%; Llama improves on MATH500 from 13.0% to 52.4% and JEEBench from 6.3% to 19.9%. Notably, Summary+Answer often underperforms Answer-only (e.g., Qwen JEEBench: 27.6%→1.6%), suggesting that without inversion, summaries are not helpful for distillation.

Inversion helps most when the surrogate is weak. With the R1-Weak surrogate, Synthesized-Trace dominates Surrogate-Trace (Qwen JEEBench 19.7%→31.6%, Llama 11.3%→16.8%). With the strong R1 surrogate, Synthesized-Trace is competitive but can fall slightly below Surrogate-Trace (Qwen JEEBench 43.7%→43.7%, Llama 33.2%→28.9%). A strong surrogate already supplies high-quality traces, while inversion must synthesize them indirectly from answers and summaries.

Table 4: Downstream accuracy (%) after fine-tuning when attacking GPT-5.4 mini.

Setting	Training Sources	Surrogate	MATH500		JEEBench		LiveCodeBench	
			Qwen	Llama	Qwen	Llama	Qwen	Llama
-	Answer-only	-	68.4	13.0	27.6	6.3	0.8	1.4
-	Surrogate-Trace	R1	72.2	59.6	43.7	23.8	33.2	9.8
-	Surrogate-Trace	R1-Weak	63.2	48.8	19.7	11.3	22.9	9.1
Summary	Summary+Answer	-	19.8	16.4	1.6	5.5	0.0	0.4
Summary	Synthesized-Trace (ours)	R1	76.0	52.4	43.7	19.9	28.9	10.0
Summary	Synthesized-Trace (ours)	R1-Weak	73.2	48.3	31.6	16.8	25.6	10.2
No-sum.	Synthesized-Trace (ours)	R1	71.8	47.2	41.6	16.6	27.7	9.7

As Table 6 (in Appendix A) shows, R1 is comparable to GPT-5.4 mini (and even stronger on some benchmarks). In this regime, Surrogate-Trace can be as effective as, or better than trace inversion. We expect that inversion is most advantageous in the (common) setting when the victim is much stronger than the attacker’s best surrogate, or when the victim outperforms the surrogate on the target task.

Inversion scales with the query budget. Downstream accuracy improves consistently with the number of victim queries (Figure 3): scaling from 5k to 10k queries raises Qwen from 67.0% to 77.6% on MATH500 and from 38.8% to 43.7% on JEEBench; 15k queries reach 80.8% and 44.5%, respectively. More queries expose the inversion model to diverse reasoning patterns, yielding higher-quality synthesized traces. LCB declines slightly with scale, consistent with the style/format mismatch discussed above. Our budgets ($\leq 25k$) are far below production-scale distillation corpora (OpenThoughts: 114k; OpenThoughts3: 1.2M [12]), scaling up is a direction for future work.

Surrogate augmentation and domain-aware supervision.

Two practical adjustments can further improve the student, using the data already available to the attacker (Table 5). First, since R1 is itself a capable reasoning model comparable to GPT-5.4 mini, the R1 surrogate traces \mathcal{D}_1 generated in Stage 1 can be added to the distillation set “for free.” Training on $\{(x, \hat{t}, y)\} \cup \mathcal{D}_1$ improves MATH500 (50.2% \rightarrow 51.6%) and JEEBench (15.5% \rightarrow 19.9%). Second, the attacker can *domain-gate* the assistant target by including only the bare answer on code prompts. This sacrifices some accuracy on competition-style coding (LCB) but removes the redundant reasoning prefix that hurts the student elsewhere and sharply improves HumanEval+ [22] (HE+ 20.7% \rightarrow 51.2%), whose short self-contained Python functions are easier to solve with direct answers than LCB’s long multi-constraint problems. The two adjustments compose: combining augmentation and gating yields the best overall trade-off (MATH500 57.6%, JEEBench 21.6%, HE+ 48.2%). The broader point is that **inverted traces give the attacker a flexible training signal**: downstream behavior can be further tuned by mixing surrogate data or adjusting supervision format per domain without any additional queries to the victim.

Capability stealing is economically feasible at moderate query budgets. Using current API pricing for GPT-5.4 mini (\$0.75/M input tokens; \$4.50/M output tokens), collecting 10k (x, b^*, y) queries costs \$173.28. Inversion and student fine-tuning involve no GPT-5.4 mini queries.

6 Defenses

Defenses against capability stealing aim to reduce the usefulness of a model’s outputs as fine-tuning data. They include access control; output restrictions, e.g., query limits and truncation [37]; and perturbing outputs to reduce distillation fidelity while preserving task performance, including

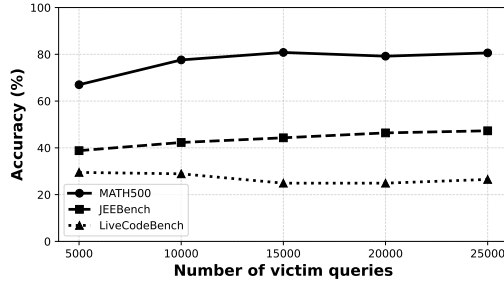


Figure 3: Student accuracy vs. victim query budget. Qwen trained on traces synthesized from GPT-5.4 mini using an R1-based inversion model.

Table 5: **Further improvements on Synthesized-Trace (student=Llama, victim = GPT-5.4 mini).**

Training Sources	MATH500	JEEBench	LCB	HE+
Synthesized-Trace	50.2	15.5	10.0	20.7
+ surrogate augmentation	51.6	19.9	8.6	20.7
+ domain gating	48.0	15.5	5.3	51.2
+ both	57.6	21.6	6.1	48.2

undistillable teachers, modified logits, and adaptive noise injection [23, 24, 6]. Most of these methods apply to the internals (e.g., logits or intermediate representations) of image classifiers.

Recent defenses of this type perturb reasoning to make it less transferable. Antidistillation sampling [33] and DOGe [21] produce reasoning traces that yield correct answers but are intentionally hard to imitate, foiling chain-of-thought supervision. These defenses target attacks that exploit the victim’s reasoning. In contrast, we operate in the realistic setting where the victim’s reasoning is already hidden. In practice, deployed models [29, 8, 1] expose only the final answers, sometimes with short reasoning summaries intended for user-facing explanation. It is not known whether these summaries are specifically designed to foil distillation, but our experiments with fine-tuning student models on Answer-only or Summary+Answer show that direct distillation on them is not very effective.

Even in this setting, trace inversion makes models vulnerable to capability stealing. Without any access to the internal reasoning, operating only on the answers and summaries (if available), trace inversion synthesizes reasoning traces that enable student models to substantially improve their reasoning performance. Trace inversion is completely agnostic to *how* the answers and summaries were obtained, as long as they are correct, and thus immune to defenses that perturb internal reasoning.

Complementary work explores watermarking generated text to enable post hoc detection of model use [18, 11, 32]. While watermarking does not prevent capability stealing, it may support attribution; whether watermarks survive inversion and subsequent fine-tuning is an open question [32].

7 Discussion and Future Research

We demonstrated that hiding chains of thought may not protect reasoning capability from theft. Even if a model exposes only a short reasoning summary (or no summary at all), an attacker-trained inversion model can use black-box access to synthesize long-form traces that are more effective than either the model’s answers, or surrogate reasoning traces in teaching student models how to reason.

Fine-tuning effectiveness matters more than accurate reconstruction. For closed-source victims, we cannot tell whether our inverted traces accurately match their “true” reasoning traces. It does not matter in practice, however, as long as users can exploit their access to these closed models to improve the reasoning capabilities of their own models.

A key implication for defenses is that *making exposed reasoning hard to imitate is not sufficient*, because an attacker can always ignore it and apply trace inversion to outputs alone. Obfuscated reasoning thus reduces transparency for users yet does not prevent capability stealing.

Even stronger trace inversion is possible. We drew queries from OpenThoughts at a modest budget (at most 25K), compared to corpora such as OpenThoughts itself at 114K and OpenThoughts3 at 1.2M [12]. One natural direction is to scale up: larger query budgets, larger inversion models, and a broader mix of reasoning tasks. A complementary direction is to make inversion models more robust by training them on a variety of summary lengths and styles. Finally, trace synthesis can benefit from verification (e.g., self-consistency for reasoning, execution for code, or tool-based checking for math) to filter or refine traces before student fine-tuning.

Acknowledgments.

Supported in part by an Amazon Research Award, Google Academic Research Award, Google Cyber NYC Institutional Research Program, a research gift from Infosys, and NSF awards 2311521 and 2428949.

Impact Statement

This paper investigates whether hiding chains of thought (exposing only final answers or short reasoning summaries) prevents theft of reasoning capabilities. The sole purpose of this work is to evaluate the limits of existing protections and to motivate development of more robust defenses.

References

- [1] Anthropic. Building with extended thinking, 2025. Accessed: 2025-12-12.
- [2] Anthropic. Detecting and preventing distillation attacks. <https://www.anthropic.com/news/detecting-and-preventing-distillation-attacks>, Feb. 2026.
- [3] D. Arora, H. Singh, et al. Have LLMs advanced enough? a challenging problem solving benchmark for large language models. In *Proceedings of the 2023 Conference on Empirical Methods in Natural Language Processing*, pages 7527–7543, 2023.
- [4] Y. Bai, A. Jones, K. Ndousse, A. Askell, A. Chen, N. DasSarma, D. Drain, S. Fort, D. Ganguli, T. Henighan, et al. Training a helpful and harmless assistant with reinforcement learning from human feedback. *arXiv:2204.05862*, 2022.
- [5] N. Carlini, F. Tramer, E. Wallace, M. Jagielski, A. Herbert-Voss, K. Lee, A. Roberts, T. Brown, D. Song, U. Erlingsson, et al. Extracting training data from large language models. In *Proceedings of the 30th USENIX Security Symposium*, pages 2633–2650, 2021.
- [6] H. Chen, T. Zhu, L. Zhang, B. Liu, D. Wang, W. Zhou, and M. Xue. QUEEN: Query unlearning against model extraction. *IEEE Transactions on Information Forensics and Security*, 20:2143–2156, 2025.
- [7] X. Chen, S. Zhou, K. Liang, X. Sun, and X. Liu. Skip-thinking: Chunk-wise chain-of-thought distillation enable smaller language models to reason better and faster. In *Proceedings of the 2025 Conference on Empirical Methods in Natural Language Processing*, pages 12153–12168, 2025.
- [8] Google. Gemini thinking: Thought summaries and internal reasoning, 2025. Accessed: 2025-12-12.
- [9] J. Gou, B. Yu, S. J. Maybank, and D. Tao. Knowledge distillation: A survey. *International Journal of Computer Vision*, 129(6):1789–1819, 2021.
- [10] T. Green, M. Gubri, H. Puerto, S. Yun, and S. J. Oh. Leaky thoughts: Large reasoning models are not private thinkers. In *Proceedings of the 2025 Conference on Empirical Methods in Natural Language Processing*, pages 26518–26540, 2025.
- [11] C. Gu, X. L. Li, P. Liang, and T. Hashimoto. On the learnability of watermarks for language models. In *Proceedings of the Twelfth International Conference on Learning Representations*, 2024.
- [12] E. Guha, R. Marten, S. Keh, N. Raouf, G. Smyrnis, H. Bansal, M. Nezhurina, J. Mercat, T. Vu, Z. Sprague, et al. Openthoughts: Data recipes for reasoning models. *arXiv:2506.04178*, 2025.
- [13] D. Guo, D. Yang, H. Zhang, J. Song, R. Zhang, R. Xu, Q. Zhu, S. Ma, P. Wang, X. Bi, et al. DeepSeek-R1: Incentivizing reasoning capability in llms via reinforcement learning. *arXiv:2501.12948*, 2025.
- [14] D. Hendrycks, C. Burns, S. Kadavath, A. Arora, S. Basart, E. Tang, D. Song, and J. Steinhardt. Measuring mathematical problem solving with the math dataset. *arXiv:2103.03874*, 2021.
- [15] G. Hinton, O. Vinyals, and J. Dean. Distilling the knowledge in a neural network. *arXiv:1503.02531*, 2015.
- [16] T. Holmes and W. Gooderham. Exploiting DeepSeek-R1: Breaking down chain of thought security. https://www.trendmicro.com/en_us/research/25/c/exploiting-deepseek-r1.html, 2025.

- [17] N. Jain, K. Han, A. Gu, W.-D. Li, F. Yan, T. Zhang, S. Wang, A. Solar-Lezama, K. Sen, and I. Stoica. Livecodebench: Holistic and contamination free evaluation of large language models for code. In *Proceedings of the Thirteenth International Conference on Learning Representations*, 2025.
- [18] J. Kirchenbauer, J. Geiping, Y. Wen, J. Katz, I. Miers, and T. Goldstein. A watermark for large language models. In *Proceedings of the International Conference on Machine Learning*, pages 17061–17084. PMLR, 2023.
- [19] T. Kojima, S. S. Gu, M. Reid, Y. Matsuo, and Y. Iwasawa. Large language models are zero-shot reasoners. *Advances in Neural Information Processing Systems*, 35:22199–22213, 2022.
- [20] K. Krishna, G. S. Tomar, A. P. Parikh, N. Papernot, and M. Iyyer. Thieves on sesame street! model extraction of bert-based apis. *arXiv:1910.12366*, 2019.
- [21] P. Li, Z. Tan, M. Zhang, H. Qu, H. Liu, and T. Chen. DOGE: Defensive output generation for llm protection against knowledge distillation. *arXiv:2505.19504*, 2025.
- [22] J. Liu, C. S. Xia, Y. Wang, and L. Zhang. Is your code generated by chatgpt really correct? rigorous evaluation of large language models for code generation. *Advances in neural information processing systems*, 36:21558–21572, 2023.
- [23] H. Ma, T. Chen, T.-K. Hu, C. You, X. Xie, and Z. Wang. Undistillable: Making a nasty teacher that cannot teach students. *arXiv:2105.07381*, 2021.
- [24] H. Ma, Y. Huang, H. Tang, C. You, D. Kong, and X. Xie. Sparse logits suffice to fail knowledge distillation. In *Proceedings of the ICLR 2022 Workshop on PAIR²Struct: Privacy, Accountability, Interpretability, Robustness, Reasoning on Structured Data*, 2022.
- [25] J. Mattern, F. Mireshghallah, Z. Jin, B. Schölkopf, M. Sachan, and T. Berg-Kirkpatrick. Membership inference attacks against language models via neighbourhood comparison. *arXiv:2305.18462*, 2023.
- [26] J. X. Morris, W. Zhao, J. T. Chiu, V. Shmatikov, and A. M. Rush. Language model inversion. In *Proceedings of the Twelfth International Conference on Learning Representations*, 2024.
- [27] N. Muennighoff, Z. Yang, W. Shi, X. L. Li, L. Fei-Fei, H. Hajishirzi, L. Zettlemoyer, P. Liang, E. Candès, and T. B. Hashimoto. s1: Simple test-time scaling. In *Proceedings of the 2025 Conference on Empirical Methods in Natural Language Processing*, pages 20286–20332, 2025.
- [28] OpenAI. Openai o1 system card. <https://openai.com/index/openai-o1-system-card/>, 2024. Accessed: 2025-12-25.
- [29] OpenAI. Openai reasoning models documentation, 2025. Accessed: 2025-12-12.
- [30] T. Orekondy, B. Schiele, and M. Fritz. Knockoff nets: Stealing functionality of black-box models. In *Proceedings of the IEEE/CVF Conference on Computer Vision and Pattern Recognition*, pages 4954–4963, 2019.
- [31] L. Ouyang, J. Wu, X. Jiang, D. Almeida, C. Wainwright, P. Mishkin, C. Zhang, S. Agarwal, K. Slama, A. Ray, et al. Training language models to follow instructions with human feedback. *Advances in Neural Information Processing Systems*, 35:27730–27744, 2022.
- [32] T. Sander, P. Fernandez, A. Durmus, M. Douze, and T. Furon. Watermarking makes language models radioactive. *Advances in Neural Information Processing Systems*, 37:21079–21113, 2024.
- [33] Y. Savani, A. Trockman, Z. Feng, Y. E. Xu, A. Schwarzschild, A. Robey, M. Finzi, and J. Z. Kolter. Antidistillation sampling. *arXiv:2504.13146*, 2025.
- [34] R. Shokri, M. Stronati, C. Song, and V. Shmatikov. Membership inference attacks against machine learning models. In *Proceedings of the 2017 IEEE symposium on Security and Privacy*, pages 3–18. IEEE, 2017.

- [35] K. Shridhar, A. Stolfo, and M. Sachan. Distilling reasoning capabilities into smaller language models. In *Proceedings of the Findings of the Association for Computational Linguistics: ACL 2023*, pages 7059–7073, 2023.
- [36] Team Qwen. Qwq: Reflect deeply on the boundaries of the unknown. <https://qwenlm.github.io/blog/qwq-32b-preview/>, 2024.
- [37] F. Tramèr, F. Zhang, A. Juels, M. K. Reiter, and T. Ristenpart. Stealing machine learning models via prediction APIs. In *Proceedings of the 25th USENIX Security Symposium*, pages 601–618, 2016.
- [38] E. Wallace, M. Stern, and D. Song. Imitation attacks and defenses for black-box machine translation systems. In *Proceedings of the 2020 Conference on Empirical Methods in Natural Language Processing*, pages 5531–5546, 2020.
- [39] X. Wang, J. Wei, D. Schuurmans, Q. Le, E. Chi, S. Narang, A. Chowdhery, and D. Zhou. Self-consistency improves chain of thought reasoning in language models. *arXiv:2203.11171*, 2022.
- [40] J. Wei, X. Wang, D. Schuurmans, M. Bosma, F. Xia, E. Chi, Q. V. Le, D. Zhou, et al. Chain-of-thought prompting elicits reasoning in large language models. *Advances in Neural Information Processing Systems*, 35:24824–24837, 2022.
- [41] R. Wen, Z. Li, M. Backes, and Y. Zhang. Membership inference attacks against in-context learning. In *Proceedings of the 2024 on ACM SIGSAC Conference on Computer and Communications Security*, pages 3481–3495, 2024.
- [42] Y. Yang, X. Zhang, Y. Jiang, X. Chen, H. Wang, S. Ji, and Z. Wang. PRSA: Prompt reverse stealing attacks against large language models. *arXiv:2402.19200*, 2024.
- [43] C. Zhang, J. X. Morris, and V. Shmatikov. Extracting prompts by inverting LLM outputs. In *Proceedings of the 2024 Conference on Empirical Methods in Natural Language Processing*, pages 14753–14777, 2024.
- [44] Y. Zhang, N. Carlini, and D. Ippolito. Effective prompt extraction from language models. In *Proceedings of the First Conference on Language Modeling*, 2024.
- [45] K. Zhou, C. Liu, X. Zhao, S. Jangam, J. Srinivasa, G. Liu, D. Song, and X. E. Wang. The hidden risks of large reasoning models: A safety assessment of R1. *arXiv:2502.12659*, 2025.

A Benchmark Accuracy of Victim and Surrogate Models

We report zero-shot accuracy of R1, R1-Distill (R1-Weak), and GPT-5.4-mini on MATH500, JEEBench, and LiveCodeBench (LCB) in Table 6.

Table 6: **Benchmark accuracy (%) of victims and surrogates.**

Model	MATH500	JEEBench	LCB
R1	91.6	87.1	74.9
R1-Distill	81.4	32.6	27.6
GPT-5.4-mini	91.4	85.1	66.9

B Prompts for Compression and Zero-shot Trace Inversion

Reasoning Summary Compression Prompt

System prompt.

You are summarizing a long chain-of-thought trace into a short, first-person “inner-monologue recap” that mirrors the style of GPT-5 mini’s internal reasoning summaries.

Given a `<think>...</think>` trace, produce a recap with these properties:

Structure. Write 3 to 6 short sections. Each section begins with a short bold markdown header on its own line, like **Setting up the integral** or **Checking the edge case**, and is followed by one short paragraph (2–5 sentences). Do NOT use numbered lists (1., 2.) and do NOT use bullet points (-, *). The whole recap is just headers + prose.

Voice. First person, present tense, as if the model is thinking aloud: “I need to...”, “I’ll check...”, “I’m now realizing...”, “Let me verify...”. Keep the tone tentative and exploratory, not textbook.

Content. Each section should capture one meaningful move in the reasoning — a clarification of what is being asked, a key derivation or substitution, a pivot after a failed attempt, a sanity check, or the final consolidation. Skip filler, restatement, and purely mechanical arithmetic. Preserve the logical order of the trace.

Length. Aim for roughly 600–900 tokens total — long enough that each section develops a real idea, not just a one-line gesture. If the input trace is very short, produce fewer sections rather than padding; if it is very long, prefer adding depth to each section over adding more sections.

Math formatting. Use inline LaTeX (`\frac`, `\sqrt`, `\boxed`, etc.) where the original trace used math. Do not restate the final boxed answer unless the reasoning naturally concludes with it.

Do not add meta-commentary about following instructions, apologize, or mention that you are summarizing. Just produce the recap.

The prompt additionally includes two few-shot exemplars of the target style (one algebra / number theory and one geometry, ≈ 600 tokens each), drawn from GPT-5-mini’s own summaries. They are omitted from this box for space; the full prompt including exemplars is released with our code.

User prompt.

Summarize this thinking process as a first-person inner-monologue recap:
`<think>{thinking_content}</think>`

Zero-shot Inversion Prompt (With Summaries)

You are a language model that reconstructs full internal reasoning traces from high-level bubble summaries.

You will be given:

- A problem **input** (e.g., a math or logic problem)
- A final **output** or solution
- A list of numbered **reasoning bubbles**, where each bubble summarizes one key insight, step, or decision made during the problem-solving process

These bubbles are **condensed summaries** of what was originally a much longer, richer internal thought process.

Your task is to reconstruct that full process.

Below are high-level bubble summaries representing condensed thoughts or decisions. Your task is to reconstruct the full thinking trace that might have led to each summary. For each bubble, expand it into a **detailed internal monologue or reasoning chain**, showing how one idea leads to the next.

Include:

- Assumptions and background intuitions
- Intermediate steps, definitions, and subcases
- Natural questions or doubts raised during reasoning
- Alternatives that were considered and rejected
- Transitions that make the reasoning coherent and plausible

Use informal, introspective language — as if the person is thinking out loud. Add math expressions in \LaTeX where appropriate.

Do **not** invent new reasoning steps outside the bubbles. Use the **input** and **output** only for context and consistency. Your goal is to **flesh out the bubbles**, not to re-solve the problem from scratch.

The full trace should:

- Be logically consistent and cohesive from start to finish
- Sound like a realistic thought process that could plausibly result in the given answer
- Span multiple paragraphs per bubble and up to 20,000 characters overall if needed
- Be output as one continuous trace, wrapped in '`<think>...</think>`' tags

You are not summarizing the bubbles. You are recovering the internal narrative that **generated** them.

The original problem input is: {user_prompt}

The final answer is: {assistant_answer}

Transform this thinking bubbles into clear full reasoning traces: {reasoning_summary}

Generate full reasoning traces:

Zero-shot Inversion Prompt (No Summaries)

You are a language model that reconstructs full internal reasoning traces from only an **input** (e.g., a math or logic problem) and a corresponding **output** (final solution or answer).

You will be given:

- A problem **input**
- A final **output** or solution

Your task is to reconstruct the full internal reasoning process that could plausibly connect the input to the output. This should be a long, detailed, introspective trace, not a short summary.

Guidelines for the reasoning trace:

- Write in the style of an informal, introspective monologue, as if the person is thinking out loud.
- Include assumptions, intuitions, and background facts as they arise naturally.
- Show intermediate steps, calculations, logical deductions, definitions, and subcases.
- Raise natural questions or doubts during reasoning, and explain how they are resolved.
- Explore alternative approaches, even ones that are discarded, and explain why.
- Make transitions clear so the reasoning feels like a coherent train of thought.
- Use \LaTeX for math expressions where helpful.
- Do not introduce new information inconsistent with the input or output.
- The goal is depth, not brevity: expand ideas fully, elaborate with multiple paragraphs, and let the reasoning unfold gradually.
- The output should only appear at the end, after the reasoning is complete.

The full trace should:

- Be wrapped in `<think>...</think>` tags.
- Be logically consistent and cohesive from start to finish.
- Sound like a realistic thought process that could plausibly result in the given answer.
- Span thousands of tokens if needed.

The original problem input is: {user_prompt}

The final answer is: {assistant_answer}

Generate full reasoning traces:

C Examples of Synthesized Reasoning Traces

Query
<p>If a platoon of soldiers is divided into brigades of 7 people each, 2 soldiers will not be included in any brigade. If the platoon is divided into brigades of 12 people each, again 2 soldiers will not be included in any brigade. What is the minimum number of soldiers that need to be added to the platoon so that it can be entirely divided into brigades of 7 people and brigades of 12 people?</p>
Reasoning Summary
<p>**Analyzing platoon size** I'm working through a problem about a platoon size N where N is congruent to 2 mod 7 and 12. Since both constraints yield the same remainder, N can also be written as congruent to 2 mod 84, the least common multiple of 7 and 12. To make the platoon divisible by both brigades of 7 and 12, I need to determine a value x that when added to N, gives a multiple of 84. That means x needs to equal 82 to achieve this.</p> <p>**Clarifying platoon division** Hmm, I'm considering whether the user wants the platoon to be divisible by both 7 and 12, or just separately. To ensure $N+x$ is a multiple of both, I confirm that x must equal 82 since it brings us to the nearest multiple of 84. However, if they want both options available at the same time, I need to clarify that reasoning. I'll summarize the steps clearly: recognizing congruences, using the least common multiple, and noting the minimal addition needed. It's essential to communicate this clearly!</p> <p>**Evaluating additions for divisibility** I'm double-checking my approach. Since N is congruent to 2 mod 7, adding 5 makes it divisible by 7, while adding 10 does the same for 12. But I need the same x for both equations. So I'll start by setting up x congruent to 5 mod 7 and 10 mod 12. To solve it, I can use the Chinese Remainder Theorem. I'll represent x as $7a + 5$ and find the suitable value of a to satisfy both equations. It's a good puzzle to crack!</p> <p>**Confirming minimal addition** I've represented x in terms of a to find out how many soldiers to add. By letting $a = 12t + 11$, I calculate x as 7 multiplied by that, resulting in $x = 84t + 82$. The minimal addition needed is clearly 82. I want to present my conclusions simply and concisely, so I'll directly state that 82 soldiers need to be added and provide a brief explanation of the reasoning behind this. Time to finalize the answer!</p>
Final Answer
<p>Let the platoon size be N. We have $N \equiv 2 \pmod{7}$ and $N \equiv 2 \pmod{12}$. Since $\gcd(7,12)=1$, this implies $N \equiv 2 \pmod{84}$, so $N = 84k + 2$. To be divisible by both 7 and 12, $N + x$ must be a multiple of 84. Since $N \equiv 2 \pmod{84}$, we need $x \equiv -2 \equiv 82 \pmod{84}$. The smallest nonnegative x is 82. So 82 soldiers must be added.</p>
Zero-shot, Prompt-based Inversion
<p>** Analyzing platoon size ** Alright, I'm diving into the problem where the platoon size (N) leaves a remainder of 2 when divided by both 7 and 12. This means ($N \equiv 2 \pmod{7}$) and ($N \equiv 2 \pmod{12}$). Since 7 and 12 are coprime (their greatest common divisor is 1), the Chinese Remainder Theorem tells us that there is a unique solution modulo the product of 7 and 12, which is 84. Therefore, ($N \equiv 2 \pmod{84}$). This means (N) can be written as ($N = 84k + 2$) for some integer (k). Now, the question is, how many soldiers need to be added to (N) so that the new total is divisible by both 7 and 12? In other words, I need to find the smallest nonnegative integer (x) such that ($N + x$) is a multiple of 84. Since ($N = 84k + 2$), we need ($84k + 2 + x$) to be a multiple of 84. This simplifies to ($x \equiv -2 \pmod{84}$). The smallest nonnegative (x) that satisfies this is 82.</p> <p>** Clarifying platoon division ** I need to ensure that the platoon can be divided into brigades of 7 and 12 soldiers each. The current platoon size (N) is $84k + 2$, which means it's 2 more than a multiple of 84. To make it a multiple of 84, I need to add 82 soldiers. This ensures that the new total is a multiple of 84, and thus can be divided evenly into brigades of 7 and 12 soldiers.</p> <p>** Evaluating additions for divisibility ** Let's break it down step by step. If ($N = 84k + 2$), then adding 5 to (N) makes it divisible by 7, and adding 10 makes it divisible by 12. However, I need a single value (x) that works for both conditions. I can use the Chinese Remainder Theorem to find such an (x). I represent (x) as ($x = 7a + 5$) and ($x = 12b + 10$). Setting these equal gives ($7a + 5 = 12b + 10$), or ($7a - 12b = 5$). I need to find integer solutions for (a) and (b). By trial and error or using the Extended Euclidean Algorithm, I find that ($a = 12t + 11$) and ($b = 7t + 5$) for some integer (t). Substituting ($a = 12t + 11$) into ($x = 7a + 5$) gives ($x = 7(12t + 11) + 5 = 84t + 82$). The smallest nonnegative (x) is 82.</p> <p>** Confirming minimal addition ** I've confirmed that the minimal addition needed is 82. This is because ($N + 82 = 84k + 2 + 82 = 84k + 84 = 84(k + 1)$), which is a multiple of 84. Therefore, the platoon can be divided into brigades of 7 and 12 soldiers each. The answer is clear and concise: 82 soldiers must be added to the platoon. So, the final answer is 82 soldiers.</p>
Reasoning Trace Synthesized by Our Inversion Model
<p>Okay, let's try to figure out this problem. So, there's a platoon of soldiers. When they divide them into brigades of 7 each, 2 soldiers are left out. Similarly, when they divide into brigades of 12 each, again 2 soldiers are left out. The question is asking for the minimum number of soldiers that need to be added so that the platoon can be divided evenly into brigades of both 7 and 12 without any leftovers.</p> <p>First, let me parse the problem again to make sure I understand it correctly. The current size of the platoon, let's call it N, satisfies two conditions: 1. When divided by 7, the remainder is 2. In mathematical terms, $N \equiv 2 \pmod{7}$. 2. When divided by 12, the remainder is also 2. So, $N \equiv 2 \pmod{12}$. We need to find the smallest number x such that $N + x$ is divisible by both 7 and 12. Because if a number is divisible by both 7 and 12, then it's divisible by their least common multiple (LCM). The LCM of 7 and 12 is 84 since they are coprime (their GCD is 1). Therefore, $N + x$ must be a multiple of 84. So, our goal is to find the smallest x where $N + x \equiv 0 \pmod{84}$. But first, we need to determine what N is. Wait, but the problem doesn't give us the exact number of soldiers in the platoon. It only tells us that $N \equiv 2 \pmod{7}$ and $N \equiv 2 \pmod{12}$. Hmm, so maybe we can find N first? But actually, perhaps we don't need to know N exactly because we can express x in terms of N. Wait, but if N is congruent to 2 modulo 7 and modulo 12, then N must be congruent to 2 modulo the least common multiple of 7 and 12. Since 7 and 12 are coprime, their LCM is 84. Therefore, $N \equiv 2 \pmod{84}$. So possible values of N are numbers like 2, 86, 170, etc. But since we're looking for the minimal x to add to N to make it divisible by 84, maybe we can ignore the actual value of N and just work with the congruence. Wait, but maybe not. Because even though $N \equiv 2 \pmod{84}$, depending on what N is, the required x to reach the next multiple of 84 would vary. For example, if N is 2, then x would be $84 - 2 = 82$. If N is 86, then x would be $84 - 86 = -2$, which isn't possible, so we take $84 - (86 \pmod{84}) = 84 - 86 + 84 = 82$. Wait, no. Let me think again. If $N \equiv 2 \pmod{84}$, then N can be written as $84k + 2$ for some integer $k \geq 0$. To make $N + x$ divisible by 84, we need $N + x = 84m$ for some integer m. Therefore, $x = 84m - N = 84m - (84k + 2) = 84(m - k) - 2$. To minimize x, we need the smallest positive x. The minimal x occurs when $m - k = 1$, so $x = 84 \cdot 1 - 2 = 82$. But wait, if N is $84k + 2$, then the next multiple of 84 is $84(k+1)$. So the difference is $84(k+1) - (84k + 2) = 84 - 2 = 82$. Therefore, regardless of k, the minimal x needed is 82. Is that right? [... reasoning steps omitted for space ...]</p> <p>So I think that's correct. But let me test with specific numbers. Let's say N is 2. Then adding 82 soldiers gives 84. 84 divided by 7 is 12, no remainder. 84 divided by 12 is 7, no remainder. Good. Another example: $N=86$. 86 divided by 7 is $12 \cdot 7 = 84$, remainder 2. 86 divided by 12 is $7 \cdot 12 = 84$, remainder 2. So adding 82 soldiers gives $86 + 82 = 168$. 168 divided by 7 is 24, no remainder. 168 divided by 12 is 14, no remainder. Correct. Another example: $N=170$. 170 divided by 7 is $24 \cdot 7 = 168$, remainder 2. 170 divided by 12 is $14 \cdot 12 = 168$, remainder 2. Adding 82: $170 + 82 = 252$. $252 / 7 = 36$, $252 / 12 = 21$. Correct. Thus, regardless of the starting N, as long as it's $2 \pmod{84}$, adding 82 soldiers will make it a multiple of 84, hence divisible by both 7 and 12. Therefore, the minimal number of soldiers to add is 82. But wait, the problem says "the minimum number of soldiers that need to be added to the platoon so that it can be entirely divided into brigades of 7 people and brigades of 12 people." So, perhaps the answer is 82. But let me check once more. Alternatively, maybe the problem is interpreted as needing to divide the entire platoon into both 7 and 12 brigades, meaning that the total number must be a multiple of both 7 and 12. Therefore, the smallest number that is a multiple of both 7 and 12 is 84. So the platoon's size N must be adjusted to the next multiple of 84. Since $N \equiv 2 \pmod{84}$, the next multiple is $84 + (84 - 2) = 168$. Therefore, 82 soldiers need to be added. Yes, that's the same conclusion. Therefore, the answer is 82.</p>

Figure 4: Trace inversion against R1. Zero-shot inversion versus trace inversion with R1-Distill as the surrogate model.

Query

In the expression $((x+y+z)^{2026}+(x-y-z)^{2026})$, the brackets were expanded and like terms combined. How many terms of the form $(x^a y^b z^c)$ with a non-zero coefficient resulted?

Reasoning Summary

- The expression $((x+y+z)^{2026}+(x-y-z)^{2026})$ will have non-zero coefficients for terms where the exponents of (y) and (z) sum to an even number.
- The coefficient of each term $(x^a y^b z^c)$ in the sum is $\binom{2026}{a b c} [1 + (-1)^{b+c}]$. This coefficient is non-zero only if $(1 + (-1)^{b+c}) \neq 0$, which means $(b+c)$ must be even.
- The problem reduces to counting the number of terms where $(a+b+c=2026)$ and $(b+c)$ is even. Since $(a=2026-(b+c))$ and 2026 is even, (a) is even if and only if $(b+c)$ is even.
- Therefore, we need to count the number of non-negative integer solutions to $(a+b+c=2026)$ where (a) is even. This is equivalent to counting the number of solutions where $(b+c)$ is even.
- For each even (a) , the number of solutions to $(b+c=2026-a)$ where $(b+c)$ is even is $\binom{(2026-a)/2+1}{1}$. Summing this over all even (a) from 0 to 2026 gives $\binom{1014+2}{2}$.
- Hence, the number of terms with non-zero coefficients is $\binom{(1014)^2}{2} = 1,028,196$.

Final Answer

To determine the number of terms of the form $(x^a y^b z^c)$ with non-zero coefficients in the expression $((x+y+z)^{2026}+(x-y-z)^{2026})$, we analyze the expansion and combination of terms.

- Expansion Analysis**:
 - The general term in $((x+y+z)^{2026})$ is $\binom{2026}{a b c} x^a y^b z^c$.
 - The general term in $((x-y-z)^{2026})$ is $\binom{2026}{a b c} x^a (-1)^{b+c} y^b z^c$.
- Summing Solutions**:
 - The total number of solutions is the sum of $\binom{(2026-2k+1)}{k}$ for (k) from 0 to 1013.
 - This sum is equivalent to summing $\binom{2t+1}{t}$ for (t) from 0 to 1013, which results in $\binom{(1014)^2}{2}$.
- Conclusion**:
 - The number of terms with non-zero coefficients is $\binom{(1014)^2}{2} = 1028196$.

R1 Ground Truth Reasoning Trace

Okay, so I have this problem here: In the expression $((x+y+z)^{2026}+(x-y-z)^{2026})$, after expanding and combining like terms, how many terms of the form $(x^a y^b z^c)$ have a non-zero coefficient? Hmm, interesting. Let me try to work through this step by step. First, I remember that when you expand a trinomial like $(x+y+z)^n$, the number of terms before combining is a combination with repetition problem. But in this case, we are combining like terms, so each term is determined by the exponents of $x, y,$ and z . The general term in the expansion of $((x+y+z)^{2026})$ would be something like $\binom{2026}{a b c} x^a y^b z^c$ where $(a+b+c=2026)$. Similarly, for $((x-y-z)^{2026})$, each term would be $\binom{2026}{a b c} x^a (-y)^b (-z)^c = \binom{2026}{a b c} x^a (-1)^{b+c} y^b z^c$. So when we add these two expressions together, the coefficients of each term $(x^a y^b z^c)$ would be $\binom{2026}{a b c} [1 + (-1)^{b+c}]$. Therefore, the coefficient will be non-zero only if $(1 + (-1)^{b+c}) \neq 0$. That happens when $(-1)^{b+c} = 1$, which means that $(b+c)$ must be even. Therefore, in the sum, the terms where $(b+c)$ is even will have their coefficients doubled, and those where $(b+c)$ is odd will cancel out and have zero coefficient. So the problem reduces to counting the number of monomials $(x^a y^b z^c)$ in the expansion where $(a+b+c=2026)$ and $(b+c)$ is even. Since $(a=2026-b-c)$, if $(b+c)$ is even, then (a) is even as well because 2026 is even. Wait, 2026 is even, right? Yes, 2026 divided by 2 is 1013, so even. Therefore, if $(b+c)$ is even, then $(a=2026-(b+c))$ is even. So all exponents (a) will be even, and $(b+c)$ will be even as well. But actually, the key condition is just $(b+c)$ even, which in turn makes (a) even, since $(a=2026-(b+c))$. So the problem is equivalent to counting the number of non-negative integer solutions (a, b, c) to $(a+b+c=2026)$ with $(b+c)$ even. [... reasoning steps omitted for space ...]

Therefore, for each even m , the total number of solutions is $m+1$, which includes both cases where b and c are both even and both odd. Therefore, when we compute the total number of terms, we are counting all such cases where $b+c$ is even, regardless of whether b and c are individually even or odd. Therefore, our original conclusion that the number of terms is $\binom{1014+2}{2}$ is correct. But let's revisit the initial intuition where one might think that only terms with b and c even would survive. But in reality, as shown in the example with $n=2$, the term yz (with exponents 1 and 1) survives because $b+c=2$, which is even, even though b and c are both odd. Therefore, both cases contribute. Therefore, the error in that initial intuition was assuming that both exponents must be even, but actually, it's the sum that must be even. Hence, both exponents even or both odd. Therefore, the correct count is indeed the number of solutions with a even, which is $\binom{n/2+1}{2}$. Therefore, after thorough analysis, the number of terms with non-zero coefficients in the given expression is $\binom{(1014)^2}{2} = 1,028,196$. Final Answer: The number of terms is $\boxed{1028196}$.

Reasoning Trace Synthesized by Our Inversion Model

Okay, so I have this problem here: I need to find the number of terms with non-zero coefficients in the expansion of $((x+y+z)^{2026}+(x-y-z)^{2026})$. Hmm, let's see. Alright, first, I remember that expanding a multinomial like $(x+y+z)^n$ can result in a lot of terms, each corresponding to different exponents of x, y, z . But since we're adding another similar expansion with some signs changed, maybe some terms will cancel out, and others will add up. So the key here is to figure out which terms survive after combining like terms. Let me recall the general approach for expanding such expressions. When you expand $(x+y+z)^n$, each term is of the form $C(n, a, b, c) x^a y^b z^c$ where $a+b+c=n$, and $C(n, a, b, c)$ is the multinomial coefficient $n! / (a! b! c!)$. Similarly, for $(x-y-z)^n$, the coefficients would be the same but with alternating signs based on the number of negative terms in each term. Wait, actually, in the expansion of $(x-y-z)^n$, each term is $C(n, a, b, c) x^a (-y)^b (-z)^c = C(n, a, b, c) x^a (-1)^{b+c} y^b z^c$. So when you add the two expansions together, the coefficients for each term $x^a y^b z^c$ become $C(n, a, b, c) [1 + (-1)^{b+c}]$. Therefore, the coefficient will be non-zero only if $1 + (-1)^{b+c} \neq 0$, which means $(-1)^{b+c} = 1$, so $(-1)^{b+c} = 1$. That implies that $b+c$ must be even. Because if $b+c$ is even, then $(-1)^{b+c} = 1$, so the coefficients add up. If $b+c$ is odd, they cancel out. So, in the final expression, only the terms where $b+c$ is even will have non-zero coefficients. Therefore, the number of terms we are looking for is the number of triples (a, b, c) such that $a+b+c=2026$ and $b+c$ is even. Wait, but $a=2026-(b+c)$, so substituting that in, we have $2026-(b+c)+b+c=2026$, which just checks out. So the condition is that $b+c$ is even. Therefore, the problem reduces to counting the number of non-negative integer solutions (a, b, c) to $a+b+c=2026$ where $b+c$ is even. Since a is determined by b and c ($a=2026-(b+c)$), the condition on a would automatically be satisfied because $a=2026-(b+c)$, and 2026 is even. Wait, 2026 is an even number. [... reasoning steps omitted for space ...]

So four terms, which matches the formula $\binom{(3+1)/2}{2} = 4$. So my initial mistake was in the manual calculation where I thought there were three terms, but actually, xyz terms also contribute. So for $n=3$, the number of terms is 4. Therefore, the formula holds. So the general formula is: number of terms = $\binom{(n/2+1)^2}{2}$ if n is odd: number of terms = $\binom{(n+1)/2}{2}$. Wait, but in our original problem, $n=2026$, which is even. So the number of terms is $\binom{(2026/2+1)^2}{2} = \binom{1013+1}{2} = 1014^2 = 1,028,196$. Therefore, the answer should be 1,028,196. But let me verify this once more with another example. Take $n=4$, even. Number of terms = $\binom{(4/2+1)^2}{2} = 3^2 = 9$. As before, correct. For $n=6$, $\binom{(6/2+1)^2}{2} = 4^2 = 16$, which matches. Therefore, applying this formula to our original problem gives the answer. Hence, the number of terms with non-zero coefficients is $\binom{(1014)^2}{2} = 1,028,196$. Final Answer: $\boxed{1028196}$.

Figure 5: Trace inversion against R1. Ground-truth reasoning trace versus a trace synthesized with R1-Distill as the surrogate model.

D Synthesized Traces Can Be Better Than Ground-Truth Traces

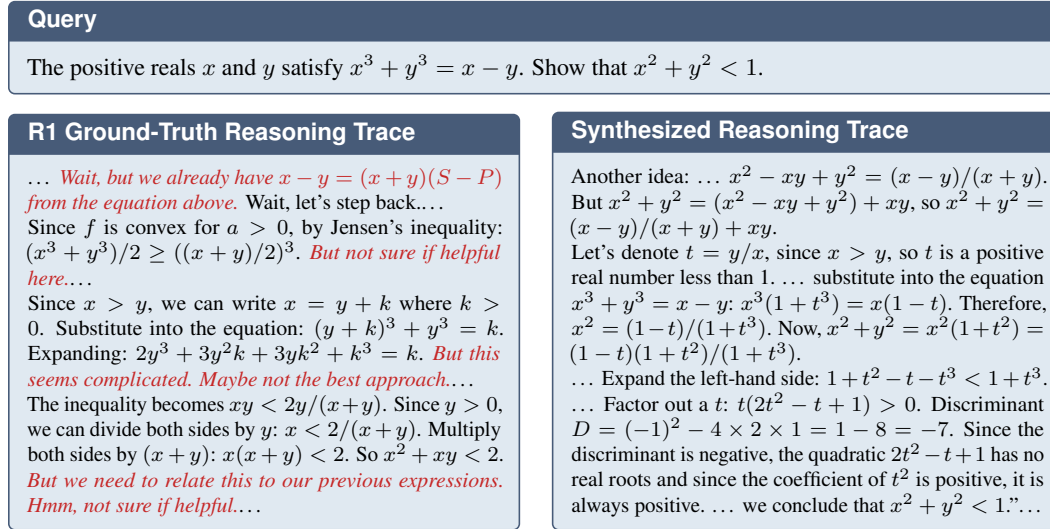


Figure 6: **R1 ground-truth trace vs. synthesized trace with R1 as the surrogate.** **Top:** the query. **Bottom left:** excerpt from R1's ground-truth trace, which tries and abandons several approaches. **Bottom right:** matching excerpt from the trace synthesized by our inversion model (trained with R1 as the surrogate), with more direct reasoning.