

# DUAL TUNING FOR REASONING EFFICACY-DRIVEN DATA CURATION IN MULTIMODAL LLM TRAINING

PREPRINT, COMPILED MAY 12, 2026

**Ruobing Zheng\***,  
Ant Group  
zhengruobing.zrb@antgroup.com

**Tianqi Li\***,  
Ant Group  
shijian.ltq@antgroup.com

**Jianing Li**  
Ant Group  
tiansuo.ljn@antgroup.com

**Qingpei Guo**  
Ant Group  
qingpei.gqp@antgroup.com

**Yi Yuan**  
Ant Group  
yy464236@antgroup.com

**Jingdong Chen**  
Ant Group  
jingdongchen.cjd@antgroup.com

**Project Page:** <https://digital-avatar.github.io/ai/ThinkingBoundary/>

## ABSTRACT

Reasoning post-training improves Large Language Models (LLMs) on complex tasks such as mathematics and coding, but its benefits across diverse multimodal tasks remains uncertain. The trend of releasing parallel “Instruct” and “Thinking” models by leading teams is both resource-intensive and user-unfriendly. Prior work finds that the gains from reasoning training are influenced by multiple factors, such as base model capabilities, task characteristics, and Chain-of-Thought (CoT) data quality. However, principled criteria for determining when reasoning post-training is beneficial and which data should support it are still lacking. In this paper, we propose Dual Tuning, a reasoning efficacy-driven data curation framework for multimodal LLMs training. Given a target task and a base model, Dual Tuning jointly evaluates whether the training data is beneficial and whether reasoning training with current CoT content yields positive gains over non-reasoning alternatives. We apply Dual Tuning across spatial, mathematical, and multi-disciplinary tasks, and further analyze how reinforcement learning and thinking patterns affect reasoning efficacy. The Dual Tuning results guide data curation by identifying data that benefit reasoning training, data better suited to direct-answer training, and data that are detrimental under both training modes. Our work provides quantitative criteria for selecting appropriate training data and matching post-training strategies.

## 1 INTRODUCTION

Reasoning-enhanced large language models (LLMs) have shown clear advantages on solving complex problems such as mathematics, coding, and other domain-specific tasks [1, 2, 3, 4, 5, 6]. DeepSeek-R1 [1] has pioneered a widely adopted reasoning-oriented post-training recipe, which first performs supervised fine-tuning (SFT) on cold-start Chain-of-Thought (CoT) data, followed by reinforcement learning (RL) with algorithms such as GRPO [7]. However, in multimodal settings, it remains uncertain whether reasoning training can deliver consistent gains across diverse multimodal tasks. The trend of releasing parallel “Instruct” and “Thinking” models [8, 9] by leading teams is both resource-intensive and user-unfriendly. When evaluated across a broad suite of benchmarks, “thinking” models do not exhibit a universal advantage.

The efficacy of reasoning-oriented post-training is influenced by multiple factors, including the characteristics of tasks, the capability of the base model, and the quality of CoT data [10, 11]. Prior studies find that for certain perception-oriented multimodal tasks, reasoning may introduce additional hallucinations [12, 13, 14, 15] due to the increased amount of generated content, which in turn degrades model performance. Consistent with these findings, we also observe similar limitations when enhancing the spatial understanding capabilities [16, 17] of multimodal models through reasoning.

However, a principled criterion for determining when reasoning post-training is beneficial and which data should support it are still lacking. Concretely, given a target multimodal task and a candidate data source, we first need to assess the overall data efficacy, namely, whether direct fine-tuning on raw Visual Question-Answer data can yield measurable improvements over the base model. Building on this, we further need to evaluate whether the CoT data, constructed via expert annotation or model distillation, encodes useful thinking patterns that enable reasoning post-training to deliver superior gains. Moreover, since a multimodal task typically encompasses multiple subtypes with considerable variation across corresponding data samples, it is essential to identify and filter out data that are detrimental to model improvement from the full dataset. Addressing all these requirements demands prohibitively large experimental budgets.

In this paper, we introduce Dual Tuning, a data curation framework that quantifies training data efficacy and reasoning post-training suitability for target multimodal tasks and base models. The core idea is to sample task-specific training data to construct paired CoT and Direct-Answer (DA) examples, and jointly conduct SFT under their respective system prompts. By evaluating both the absolute gains of each training mode and the relative gains between them, Dual Tuning guides appropriate data composition and post-training strategy selection within a single experiment. By replacing unreliable human intuition with a principled comparative protocol, Dual Tuning accounts for variations in both data content and base models, and substan-

\* Equal Contribution

tially reduces the experimental burden of preliminary ablation studies.

Our main contributions are threefold:

1) We propose Dual Tuning, a reasoning efficacy-driven data curation framework that jointly conducts reasoning and non-reasoning fine-tuning on paired CoT and Direct-Answer data, providing a systematic assessment of reasoning efficacy for Multimodal LLM training.

2) We apply Dual Tuning across diverse multimodal domains, including spatial reasoning, mathematics, and multi-disciplinary tasks, and further analyze how reinforcement training and thinking patterns affect reasoning efficacy, establishing comprehensive insights into the conditions under which reasoning post-training yields genuine benefits.

3) The proposed metrics guide data curation by identifying data that benefits from reasoning post-training, data better suited to direct-answer training, and data harmful to model improvement under either training mode, providing quantitative criteria for selecting appropriate training data and matching post-training strategies in Multimodal LLM training.

## 2 METHOD

Given a target multimodal task  $\mathcal{T}$ , a base model  $\mathcal{M}$ , and a candidate training dataset  $\mathcal{D}$ , Dual Tuning assesses reasoning efficacy by systematically comparing the gains of reasoning and non-reasoning training modes within a single fine-tuning experiment. Dual Tuning operates at subtask granularity. Each sample in  $\mathcal{D}$  is annotated with a subtask label  $c_k \in C$ , enabling fine-grained identification of which data groups are genuinely beneficial.

### 2.1 Dual Tuning Algorithm

We formalize Dual Tuning in Algorithm 1. The paired datasets  $\mathcal{D}_{\text{CoT}}$  and  $\mathcal{D}_{\text{DA}}$ , assigned respective system prompts, are jointly used to fine-tune  $\mathcal{M}$  in a single training run, yielding the dual-tuned model  $\mathcal{M}_{\text{DT}}$ . Both  $\mathcal{M}$  and  $\mathcal{M}_{\text{DT}}$  are then evaluated under thinking and non-thinking prompts on the corresponding benchmark  $\mathcal{B}$ , producing scores  $\{\mathbf{B}_L, \mathbf{B}_S\}$  and  $\{\mathbf{DT}_L, \mathbf{DT}_S\}$  from which the efficacy metrics (Section 2.2) are computed to guide data curation decisions.

The Thinking mode uses following prompt:

When the user asks a question, your response must include two parts: first, the reasoning process enclosed in `<think>...</think>` tags, then the final answer enclosed in `<answer>...</answer>` tags.

While the Direct Answer mode uses:

Please directly answer the following question.

### 2.2 Metrics

The tailored Dual Tuning metrics are as follows:

$$\mathbf{GAP}_B = \mathbf{B}_L - \mathbf{B}_S \quad (1)$$

---

### Algorithm 1 Dual Tuning Algorithm

---

**Input:** Base model  $\mathcal{M}$ , Paired datasets  $\mathcal{D}_{\text{CoT}}, \mathcal{D}_{\text{DA}}$ , Subtasks  $C = \{c_1, \dots, c_K\}$ , Benchmark  $\mathcal{B}$

**Output:** Efficacy metrics  $\{\mathbf{GAP}_B, \mathbf{GAP}_{\text{DT}}, \mathbf{Gain}_{\text{CoT}}, \mathbf{Gain}_{\text{DA}}, \mathbf{Gain}_{\text{token}}\}$  and data curation decisions

*// Stage 1: Data Preparation*

- 1: Construct paired data from  $\mathcal{D}$ , where  $\mathcal{D}_{\text{CoT}}$  differs from  $\mathcal{D}_{\text{DA}}$  only by the inclusion of CoT content, while the questions and answers remain the same.
- 2: Annotate each sample in  $\mathcal{D}$  with subtask label  $c_k \in C$
- 3: Assign thinking/non-thinking system prompts to  $\mathcal{D}_{\text{CoT}}/\mathcal{D}_{\text{DA}}$  respectively

*// Stage 2: Dual Fine-tuning (SFT)*

- 4:  $\mathcal{M}_{\text{DT}} \leftarrow \text{SFT}(\mathcal{M}, \mathcal{D}_{\text{CoT}} \cup \mathcal{D}_{\text{DA}})$   $\triangleright$  *single joint training run*

*// Stage 3: Efficacy Assessment*

- 5:  $\mathbf{B}_L, \mathbf{B}_S \leftarrow \text{Eval}(\mathcal{M}, \mathcal{B}, \text{thinking/non-thinking prompt})$
  - 6:  $\mathbf{DT}_L, \mathbf{DT}_S \leftarrow \text{Eval}(\mathcal{M}_{\text{DT}}, \mathcal{B}, \text{thinking/non-thinking prompt})$
  - 7: Compute  $\{\mathbf{GAP}_B, \mathbf{GAP}_{\text{DT}}, \mathbf{Gain}_{\text{CoT}}, \mathbf{Gain}_{\text{DA}}, \mathbf{Gain}_{\text{token}}\}$  (Section 2.2)
  - 8: Derive data curation decisions (Section 2.2)
- 

represents the advantage of the base model in CoT evaluation ( $\mathbf{B}_L$ ) relative to DA evaluation ( $\mathbf{B}_S$ ).

$$\mathbf{GAP}_{\text{DT}} = \mathbf{DT}_L - \mathbf{DT}_S \quad (2)$$

represents the advantage of the Dual-Tuned model in CoT evaluation ( $\mathbf{DT}_L$ ) relative to DA evaluation ( $\mathbf{DT}_S$ ).

$$\mathbf{Gain}_{\text{CoT}} = \frac{\mathbf{DT}_L - \max(\mathbf{B}_L, \mathbf{B}_S)}{\max(\mathbf{B}_L, \mathbf{B}_S)} \times 100 \quad (3)$$

represents the gain achieved by CoT training relative to the base model's best performance.

$$\mathbf{Gain}_{\text{DA}} = \frac{\mathbf{DT}_S - \max(\mathbf{B}_L, \mathbf{B}_S)}{\max(\mathbf{B}_L, \mathbf{B}_S)} \times 100 \quad (4)$$

represents the real gain achieved by DA training relative to the base model's best performance.

$$\mathbf{Gain}_{\text{token}} = \frac{\mathbf{Gain}_{\text{CoT}}}{N_{\text{token}}} \times 100 \quad (5)$$

represents the token-level gain for CoT training, where  $N_{\text{token}}$  denotes the average number of output tokens in CoT evaluation.

Based on the above metrics and the subtask labels assigned to each data sample, the training data can be partitioned into three categories. A data subset is considered suitable for reasoning training only when both  $\mathbf{Gain}_{\text{CoT}}$  and  $\mathbf{GAP}_{\text{DT}}$  are positive. The data is better suited for DA training when  $\mathbf{Gain}_{\text{DA}}$  is positive while  $\mathbf{GAP}_{\text{DT}}$  is negative. When both  $\mathbf{Gain}_{\text{CoT}}$  and  $\mathbf{Gain}_{\text{DA}}$  are negative, the data should be filtered out.

## 3 EXPERIMENTS

### 3.1 Experimental Setup

**Tasks and Benchmarks:** We experiment on three well-studied multimodal reasoning tasks: spatial understanding [18, 19, 20,

Table 1: Results of preliminary experiments on spatial tasks. **Baseline**: Qwen2.5-VL-7B. **I**: Image Spatial Data. **V**: Video Spatial Data. **S**: Direct-Answer. **L**: CoT.

Model	VSI (Vid)		CV (Img)	
	Eval-S	Eval-L	Eval-S	Eval-L
Baseline	39.40	26.78	75.17	73.81
E1: I-S	37.94	37.34	84.15	84.27
E2: I-L	12.96	37.38	75.51	80.55
E3: V-S	50.98	50.50	78.20	77.82
E4: V-L	0.00	44.14	37.72	73.09
E5: IV-SL	51.35	43.26	84.00	80.25

21], mathematics [22, 23], and multi-disciplinary question answering [24]. For each task, we select representative benchmarks [17, 16, 25, 26] for evaluation.

**Basemodel**: We use Qwen2.5-VL-7B [27] as the base model for its wide adoption in the community. To mitigate model and architecture-specific bias, we also experiment on Ming-lite-omni v1.5, a 20B Mixture-of-Experts (MoE) model with 3B active parameters [28], with results shown in the Appendix.

**Datasets**: We prepare datasets for both spatial and multi-disciplinary domains. Each data sample is generated in paired CoT and DA formats, ensuring that the question, visual input, and ground-truth answer remain identical across both versions.

- **Spatial Data**: We construct spatial data from open-source 3D annotated datasets [29, 30, 31, 32, 33]. Building on the original Visual Question-Answer (VQA) data, we use Gemini 2.5 Pro [34] to construct additional chain-of-thought (CoT) content. The final dataset is balanced across eight categories of VSI-Bench [24] and four categories of CV-Bench [16]. For SFT, the dataset comprises 30k image-text VQA and 8k video-text VQA pairs. Additionally, a separate set of 10k image-text and 10k video-text VQA samples is reserved for RL stages.
- **Multi-disciplinary Data**: we test the open-source One-Thinker [35] dataset in math and multi-disciplinary experiments. To ensure domain relevance, we exclude data categories weakly correlated with MMMU and MathVista [25, 26], such as tracking and segmentation. We remove samples in which "wait" appears more than twice in the CoT content to prevent the model from falling into unproductive reflection. We sample 20k image-text VQA pairs for SFT and 10k pairs for RL.

**Implementation Details**: All SFT and RL experiments are conducted on a cluster of 32 NVIDIA H800 GPUs for 4 epochs using the AdamW optimizer. For SFT, the learning rate is set to  $1 \times 10^{-5}$ , with a per-GPU batch size of 4 for images and 1 for videos. The maximum video frame count is set to 256. For RL, we employ Group Relative Policy Optimization (GRPO) with a group size of 8 and a KL coefficient of 0.01. The RL stage use a learning rate of  $1 \times 10^{-6}$ , a per-GPU batch size of 1, and a reduced maximum video frame count of 64 for computational efficiency.

Table 2: Results of preliminary experiments on disciplinary tasks. **Baseline**: Qwen2.5-VL-7B. **O**: Onethinker Image Data. **S**: Direct-Answer. **L**: CoT.

Model	MathVista		MMMU	
	Eval-S	Eval-L	Eval-S	Eval-L
Baseline	69.80	69.83	53.33	51.56
E6: O-S	67.43	67.43	52.00	51.00
E7: O-L	59.13	73.40	25.89	53.33
E8: O-SL	67.37	72.87	51.00	54.11

### 3.2 Preliminary Validation of the Dual Tuning

We conduct preliminary experiments by comparing Dual Tuning with single-mode fine-tuning baselines to validate that its joint training design can recover the conclusions of separate ablation studies.

In spatial tasks (Table 1), joint training (E5) on both data types and modalities largely preserves the peak performance achieved by the corresponding single-mode baselines, with deviations of less than 1 percentage point. These results support the validity of Dual Tuning as a means of capturing the gains of both CoT and DA training. Moreover, training exclusively on CoT data causes outputs in DA evaluation to become verbose, disrupting the evaluation on VSI-Bench (E2/E4). Conversely, DA training causes the CoT inference to degenerate into direct answers, where the score actually reflects DA capability (E1/E3). Comparing independent video and image training, we find that image data exerts a more significant influence on video evaluations than vice versa. On the overall metrics, both CoT and DA training outperform the base model in the spatial domain. However, the gains from DA training are substantially larger than those from CoT training.

For multi-disciplinary tasks, we observe that Dual Tuning consistently matches the peak performance achieved by single-mode fine-tuning. As shown in Table 2, the cross-mode effects in single-mode training (E6/E7) are mitigated because the GPT-assisted evaluation used in benchmarks is less sensitive to format. Notably, CoT training outperforms DA training in both mathematical and multi-disciplinary tasks, leading to substantial positive gains. This pattern contrasts sharply with that observed in spatial tasks.

### 3.3 Dual Tuning on Spatial Tasks

We evaluate the Dual Tuning results on spatial tasks at a fine-grained subtask level (Table 3). According the initial performance of the Qwen2.5-VL-7B in subtasks like *Object Count*, *Absolute Distance*, *Absolute Size*, and *Room Size*, negative  $GAP_B$  means it performs better in the Direct-Answer (DA) mode than Chain-of-Thought (CoT). For *Relative Distance*, *Relative Direction*, and *Route Plan* subtasks, no significant difference between CoT and DA inference, indicating that the initial capabilities are comparable. *Appearance Order* is the only subtask where the base model shows a marginal positive gain under CoT inference. The CV-Bench results point to a consistent conclusion that the current base model is better suited to DA-mode inference on spatial tasks.

Table 3: Dual Tuning results on spatial tasks. Values in red and green denote negative and positive results, respectively. A task is identified as suitable for reasoning-oriented training only when both  $\mathbf{Gain}_{\text{CoT}}$  and  $\mathbf{GAP}_{\text{DT}}$  exhibit concurrent positive values (highlighted in green)

Task	$\mathbf{B}_S$	$\mathbf{B}_L$	$\mathbf{GAP}_B$	$\mathbf{DT}_S$	$\mathbf{DT}_L$	$\mathbf{Gain}_{DA}$	$\mathbf{Gain}_{\text{CoT}}$	$\mathbf{GAP}_{\text{DT}}$
<b>VSIBench</b>	37.57	24.91	-12.66	51.35	43.26	36.68	15.15	-8.09
Obj. Count	40.41	12.19	-28.22	49.65	43.47	22.87	7.57	-6.18
Abs. Dist.	22.88	1.80	-21.08	40.17	29.68	75.57	29.72	-10.49
Obj. Size	50.18	12.34	-37.84	64.30	50.97	28.14	1.57	-13.33
Room Size	38.96	22.71	-16.25	56.98	38.72	46.25	-0.62	-18.26
Rel. Dist.	39.44	40.14	0.70	58.31	48.03	45.27	19.66	-10.28
Rel. Dir.	39.66	39.57	-0.09	44.44	43.82	12.05	10.49	-0.62
Route Plan	32.47	32.47	0.00	34.02	32.47	4.77	0.00	-1.55
Appr. Order	36.57	38.03	1.46	62.94	58.90	65.50	54.88	-4.04
<b>CVBench</b>	75.17	73.81	-1.36	84.00	80.25	11.75	6.76	-3.75
Count	64.72	62.94	-1.78	70.94	61.80	9.61	-4.51	-9.14
Relation	87.69	86.46	-1.23	95.69	92.92	9.12	5.96	-2.77
Depth	70.17	72.00	1.83	87.00	87.00	20.83	20.83	0.00
Distance	80.33	76.17	-4.16	85.50	84.00	6.44	4.57	-1.50

Table 4: Dual Tuning results on MathVista tasks. Values in red and green denote negative and positive results. A task is identified as suitable for reasoning-oriented training only when both  $\mathbf{Gain}_{\text{CoT}}$  and  $\mathbf{GAP}_{\text{DT}}$  exhibit concurrent positive values (highlighted in green).

Task	$\mathbf{B}_S$	$\mathbf{B}_L$	$\mathbf{GAP}_B$	$\mathbf{DT}_S$	$\mathbf{DT}_L$	$\mathbf{Gain}_{DA}$	$\mathbf{Gain}_{\text{CoT}}$	$\mathbf{GAP}_{\text{DT}}$
<b>MathVista</b>	69.80	69.83	0.03	67.37	72.87	-3.52	4.35	5.50
Comm.	44.44	40.51	-3.94	49.07	46.06	10.42	3.65	-3.01
Scientific	74.70	74.40	-0.30	74.70	74.70	0.00	0.00	0.00
Geometry	70.55	70.26	-0.29	64.08	74.57	-9.17	5.70	10.49
Arithmetic	78.33	80.45	2.12	71.52	82.12	-11.10	2.08	10.60
Logical	23.42	28.83	5.41	18.92	23.42	-34.37	-18.77	4.50
Statistical	84.64	84.12	-0.52	85.86	87.43	1.44	3.30	1.57
Algebraic	68.75	70.83	2.08	66.15	77.08	-6.61	8.82	10.93

After Dual Tuning, both DA and CoT evaluation achieve positive gains over the base model, evidenced by positive values for both  $\mathbf{Gain}_{\text{CoT}}$  and  $\mathbf{Gain}_{DA}$ . However, no subtask satisfies the criterion for reasoning superiority, where both  $\mathbf{GAP}_{\text{DT}}$  and  $\mathbf{Gain}_{\text{CoT}}$  being positive. Red  $\mathbf{GAP}_{\text{DT}}$  reveals that the improvement driven by DA is significantly superior to that of CoT, approaching parity only in tasks such as *Relative Direction* and *Route Plan*.

Results with Ming-lite-omni are presented in Table 7 (Appendix). The  $\mathbf{GAP}_B$  varies from Qwen2.5-VL and shows less contrast between inference modes. The Dual Tuning results ( $\mathbf{GAP}_{\text{DT}}$ ) are highly consistent with Qwen2.5-VL, the negative value indicates that DA training yields more improvements on these spatial tasks. The above results suggest that under the current base model and data conditions, DA training is the better choice than reasoning-oriented supervision for improving spatial capabilities related to VSI-Bench and CV-Bench.

### 3.4 Dual Tuning on Mathematical Tasks

The mathematical results exhibit the opposite pattern to those on spatial tasks (Table 4). The Qwen2.5-VL shows similar base performance under CoT and DA prompting. Only *Logical Reasoning* shows an advantage for CoT, while *Numeric Commonsense* shows a preference for DA, consistent with intuition. After Dual Tuning, green  $\mathbf{Gain}_{\text{CoT}}$  indicates that most tasks

achieve positive gains through CoT training, while DA training yields negative gains. The positive  $\mathbf{GAP}_{\text{DT}}$  indicate that reasoning training with the current CoT data is more effective than DA training across categories except *Numeric Commonsense*.

The results of Ming-lite-omni are presented in Table 8 (Appendix). The  $\mathbf{GAP}_B$  shows that Ming-lite-omni differs from Qwen2.5-VL, starting with a significant advantage in CoT inference. This high baseline causes  $\mathbf{Gain}_{\text{CoT}}$  to turn negative for some subtasks. Combined with  $\mathbf{GAP}_{\text{DT}}$ , reasoning gains only appear in *Geometric Reasoning*, *Logical Reasoning*, and *Statistical Reasoning*. These results indicate that reasoning efficacy on a given task is jointly influenced by both base model capabilities and data quality.

### 3.5 Dual Tuning on Multi-disciplinary Tasks

Recent technical reports [5, 8] often categorize MathVista and MMMU within the same STEM (Science, Technology, Engineering, and Mathematics) domain. But we observe more diverse patterns when analyzing the Dual Tuning results on MMMU. Detailed experimental results are provided in Table 5.

Figure 1 shows large variations in the base model’s initial capability across different tasks. In tasks such as *Accounting*, *Chemistry*, and *Physics*, the base model shows advantages in

Table 5: Experimental results on MMMU tasks. Values in red and green denote negative and positive results, respectively. A task is identified as suitable for reasoning-oriented training only when both  $\text{Gain}_{\text{CoT}}$  and  $\text{GAP}_{\text{DT}}$  exhibit concurrent positive values (highlighted in green)

Task	$B_S$	$B_L$	$\text{GAP}_B$	$DT_S$	$DT_L$	$\text{Gain}_{DA}$	$\text{Gain}_{\text{CoT}}$	$\text{GAP}_{\text{DT}}$
MMMU	53.33	51.56	-1.77	51	54.11	-4.37	1.46	3.11
Art	70.00	70.00	0.00	73.33	73.33	4.76	4.76	0.00
Design	76.67	76.67	0.00	63.33	73.33	-17.40	-4.36	10.00
Music	30.00	26.67	-3.33	43.33	30.00	44.43	0.00	-13.33
Art Theory	83.33	76.67	-6.66	80.00	86.67	-4.00	4.01	6.67
Accounting	56.67	66.67	10.00	36.67	53.33	-45.00	-20.01	16.66
Finance	40.00	43.33	3.33	36.67	43.33	-15.37	0.00	6.66
Economics	56.67	53.33	-3.34	43.33	60.00	-23.54	5.88	16.67
Manage	43.33	36.67	-6.66	46.67	46.67	7.71	7.71	0.00
Marketing	63.33	60.00	-3.33	56.67	63.33	-10.52	0.00	6.66
Math	46.67	46.67	0.00	46.67	56.67	0.00	21.43	10.00
Biology	36.67	40.00	3.33	36.67	43.33	-8.33	8.33	6.66
Chemistry	33.33	43.33	10.00	36.67	40.00	-15.37	-7.69	3.33
Geography	43.33	40.00	-3.33	50.00	30.00	15.39	-30.76	-20.00
Physics	33.33	40.00	6.67	36.67	53.33	-8.33	33.33	16.66
Basic Med. Sci.	60.00	56.67	-3.33	63.33	66.67	5.55	11.12	3.34
Clinical Med.	60.00	70.00	10.00	53.33	66.67	-23.81	-4.76	13.34
Diag. & Lab. Med.	46.67	43.33	-3.34	33.33	33.33	-28.58	-28.58	0.00
Public Health	70.00	66.67	-3.33	60.00	66.67	-14.29	-4.76	6.67
Pharmacy	73.33	56.67	-16.66	56.67	66.67	-22.72	-9.08	10.00
History	73.33	60.00	-13.33	70.00	73.33	-4.54	0.00	3.33
Literature	86.67	80.00	-6.67	86.67	80.00	0.00	-7.70	-6.67
Psychology	66.67	60.00	-6.67	60.00	76.67	-10.00	15.00	16.67
Sociology	53.33	50.00	-3.33	63.33	66.67	18.75	25.01	3.34
Agriculture	50.00	50.00	0.00	63.33	50.00	26.66	0.00	-13.33
Arch. & Eng.	36.67	33.33	-3.34	36.67	33.33	0.00	-9.11	-3.34
Comp. Sci.	60.00	56.67	-3.33	50.00	50.00	-16.67	-16.67	0.00
Electronics	33.33	43.33	10.00	33.33	36.67	-23.08	-15.37	3.34
Energy & Power	43.33	36.67	-6.66	53.33	43.33	23.08	0.00	-10.00
Materials	23.33	30.00	6.67	30.00	36.67	0.00	22.23	6.67
Mech. Eng.	50.00	33.33	-16.67	30.00	23.33	-40.00	-53.34	-6.67

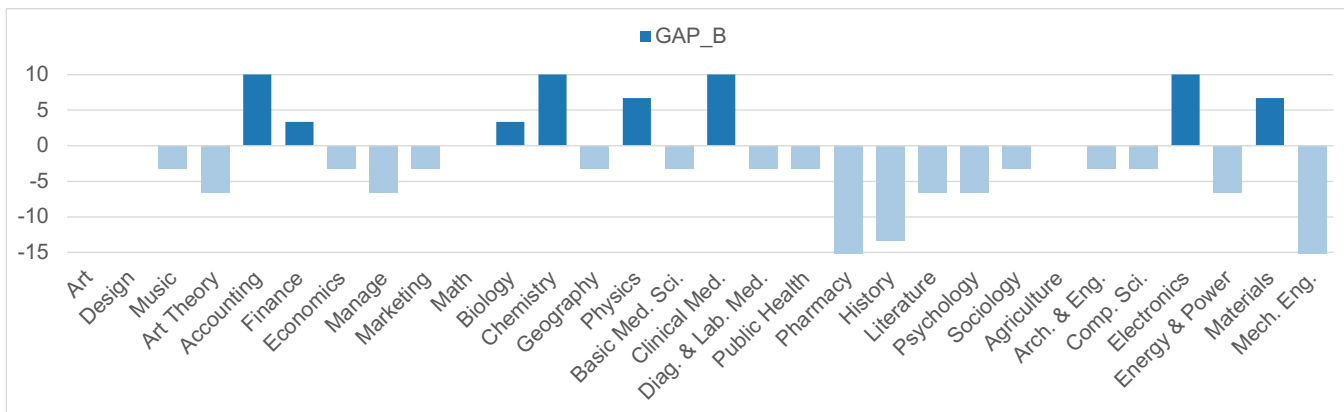


Figure 1: On multi-disciplinary tasks, the base model exhibits substantial variation in its initial performance between CoT and DA inference across different subtasks. Positive values indicate an advantage of CoT inference.

CoT, while in *History* and *Pharmacy* the DA mode perform better. Results with Ming-lite-omni as the base model are presented in Table 10 (Appendix).  $\text{GAP}_B$  reveals a larger gap in initial capabilities across subtasks compared to Qwen2.5-VL. Notably, comparing  $\text{GAP}_{\text{DT}}$  and  $\text{Gain}_{\text{CoT}}$ , the subtasks that exhibit reasoning gains reveal partially overlap with those in Qwen2.5-VL,

suggesting that the data has a strong influence on reasoning efficacy.

To provide a more intuitive comparison across different subtasks, we plot a 2D map to visualize the  $\text{Gain}_{\text{CoT}}$  and  $\text{Gain}_{DA}$ . Figure 2 allows us to divide tasks into three regions accord-

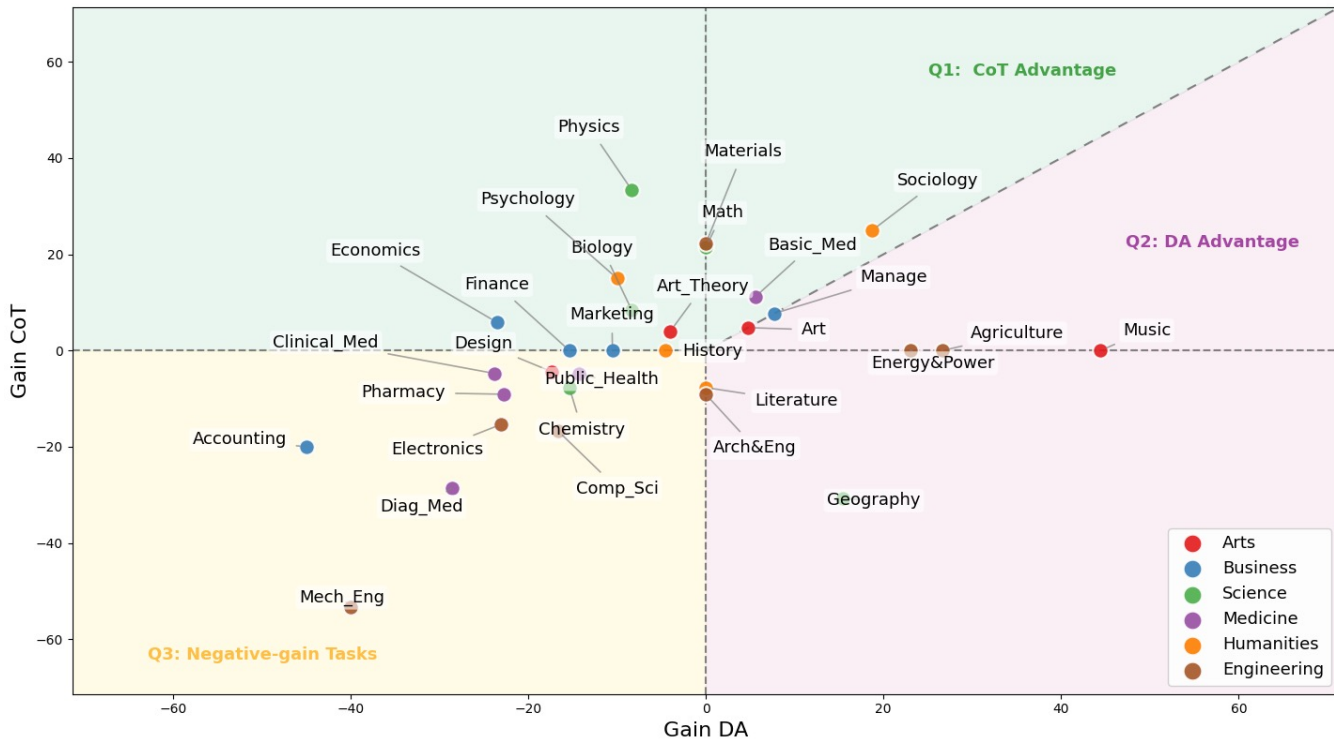


Figure 2: We plot each task’s  $\text{Gain}_{\text{CoT}}$  and  $\text{Gain}_{\text{DA}}$  in a two-dimensional coordinate map. Through three distinct regions, we categorize the suitability of different tasks for the two training modes.

Table 6: Adding RL Training on Dual-Tuned Models for Spatial Tasks. A task is identified as suitable for reasoning-oriented training only when both  $\text{Gain}_{\text{CoT}}$  and  $\text{GAP}_{\text{DT}}$  exhibit concurrent positive values.

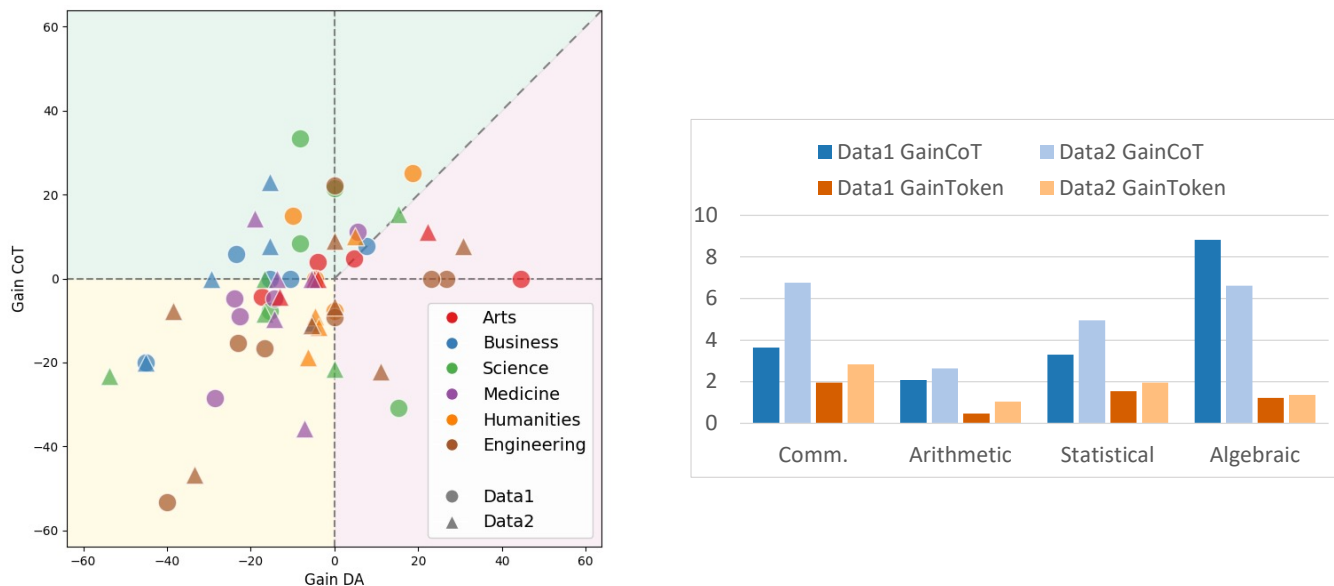
Task	$\text{Gain}_{\text{DA}}$	$\text{Gain}_{\text{CoT}}$	$\text{GAP}_{\text{DT}}$	$\text{Gain}_{\text{DA}}^{\text{RL}}$	$\text{Gain}_{\text{CoT}}^{\text{RL}}$	$\text{GAP}_{\text{DT}}^{\text{RL}}$
<b>VSIBench</b>	36.68	15.15	-8.09	36.81	32.50	-1.62
Obj. Count	22.87	7.57	-6.18	23.29	29.82	2.64
Abs. Dist.	75.57	29.72	-10.49	76.75	75.31	-0.33
Obj. Size	28.14	1.57	-13.33	28.36	28.50	0.07
Room Size	46.25	-0.62	-18.26	40.81	13.91	-10.48
Rel. Dist.	45.27	19.66	-10.28	47.01	33.68	-5.35
Rel. Dir.	12.05	10.49	-0.62	12.48	10.77	-0.68
Route Plan	4.77	0.00	-1.55	9.55	22.24	4.12
Appr. Order	65.50	54.88	-4.04	64.24	56.59	-2.91
<b>CVBench</b>	11.75	6.76	-3.75	11.85	11.75	-0.08
Count	9.61	-4.51	-9.14	8.24	7.26	-0.63
Relation	9.12	5.96	-2.77	9.31	8.60	-0.62
Depth	20.83	20.83	0.00	21.99	23.61	1.17
Distance	6.44	4.57	-1.50	7.06	7.06	0.00

ing to their efficacy for two training modes. On tasks such as *Math*, *Physics*, *Psychology*, *Sociology*, and *Basic Medical Science*, both  $\text{GAP}_{\text{DT}}$  and  $\text{Gain}_{\text{CoT}}$  are positive, suggesting that current data are better suited for CoT training. Conversely, for *Music*, *Geography*, and *Agriculture*,  $\text{GAP}_{\text{DT}}$  is negative while  $\text{Gain}_{\text{DA}}$  is positive, indicating that DA training is more appropriate for such tasks. For *Accounting*, *Diagnostics and Laboratory Medicine*, *Mechanical Engineering*, and *Public Health*, both  $\text{Gain}_{\text{CoT}}$  and  $\text{Gain}_{\text{DA}}$  are negative, indicating that the current training data fails to yield meaningful gains on these subtasks.

## 4 FURTHER ANALYSIS

### 4.1 Impact of Reinforcement Learning

Since the Group Relative Policy Optimization (GRPO) [1] based reinforcement learning (RL) has become a common choice in reasoning training, considerable debate has emerged regarding the respective contributions of Supervised Fine-Tuning (SFT) and RL to reasoning performance [36, 37]. A prominent consensus suggests that RL primarily improves sampling efficiency



(a) The original and new datasets are marked by circles and triangles. Different CoT content leads to markedly different distributions across subtasks. (b) The comparison of  $\text{Gain}_{\text{CoT}}$  and  $\text{Gain}_{\text{Token}}$  between the two datasets is not entirely consistent, with opposite trends observed on algebraic subtasks.

Figure 3: Impact of CoT Thinking Patterns on Data Efficacy (left) and Token-Level Gains (right)

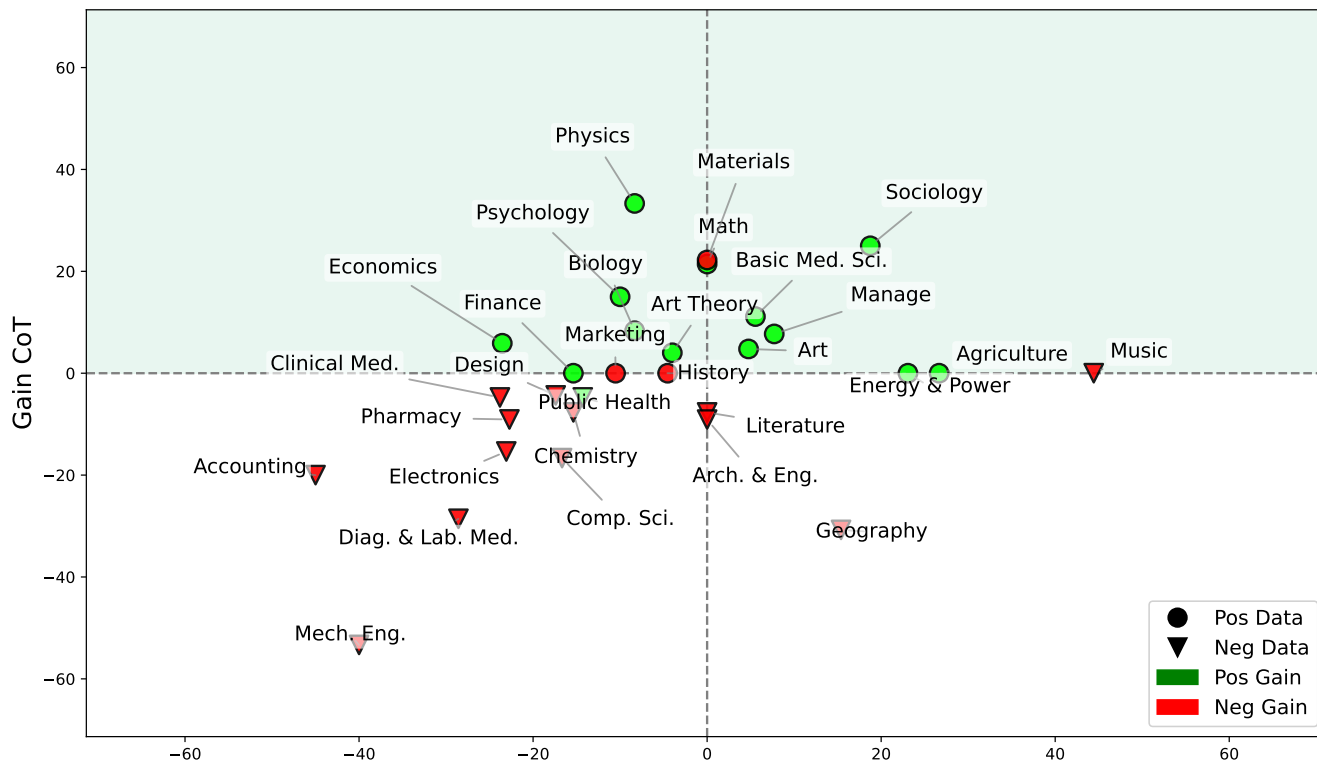


Figure 4: We partition tasks into two halves using  $\text{Gain}_{\text{CoT}}$  and conduct two separate CoT training on the data belonging to each half. The results show that the data corresponding to negative subtasks yield negative gains during standalone training, and vice versa.

rather than expanding the fundamental reasoning capability we further employ an RL training stage based on the Dual-Tuned boundary [37]. Since Dual Tuning involves only the SFT stage, model with GRPO algorithm [1].

The spatial results (Table 6) show that RL training significantly narrows the gap between DA and CoT modes on spatial subtasks. However, the reasoning efficacy remains unchanged due to the  $\mathbf{Gain}_{\text{CoT}}^{\text{RL}}$  only barely approaches  $\mathbf{Gain}_{\text{DA}}^{\text{RL}}$  on most subtasks. The only exception is the video-based *Route Plan* tasks. Given the training overhead of RL and the higher token cost of CoT inference, DA training is the more suitable choice under the current base model and data conditions.

The mathematical results (Table 9 in Appendix) show that RL training further magnifies the benefits of CoT finetuning. These improvements do not change the conclusions drawn from Dual Tuning, that reasoning training is currently the more suitable choice. These two contrasting sets of results demonstrate that Dual Tuning provides a practical guide for training decisions.

#### 4.2 Impact of Thinking Patterns

The core of CoT data lies in its embedded thinking patterns, which can vary substantially across different sources, whether expert-annotated or model-distilled. Different benchmarks also probe different thinking patterns. For instance, MathVista prioritizes perceptual-logical reasoning with an emphasis on explicit step-by-step trajectories over profound background knowledge. The knowledge-intensive scenarios in MMMU demand reasoning integrated with the model’s internal knowledge.

To compare the impact of thinking patterns, we construct a dataset with CoT content distilled from Qwen3-VL-235B [8]. Figure 3a shows that different CoT content leads to markedly different distributions across subtasks. The conciseness of reasoning content, specifically the absence of irrelevant steps or circular reasoning, serves as an important factor in determining the efficacy of a thinking pattern. In Figure 3b,  $\mathbf{Gain}_{\text{token}}$  provides an intuitive measure of the efficiency of CoT content. In *Algebraic Reasoning*, the new dataset exhibits higher  $\mathbf{Gain}_{\text{token}}$  but lower  $\mathbf{Gain}_{\text{CoT}}$ , indicating that the thinking patterns in the new data are more concise.

#### 4.3 Guidance for Data Curation

Beyond quantifying the reasoning efficacy of multimodal tasks, Figure 2 also provides a clear depiction of the gains and losses yielded by both CoT and DA data. A natural question then arises: *Can these results serve as practical guidance for data curation?* With subtask labels annotated for each data sample, we conduct a series of experiments to verify that the Dual Tuning results reflect the true contribution of the data.

In the first set, we partition subtasks into upper and lower halves based on  $\mathbf{Gain}_{\text{CoT}}$ , as shown in Figure 4. After training independently on the data belonging to each half, we find that the data corresponding to negative tasks indeed yields negative gains during standalone training, and vice versa. Here we evaluate only the subtasks covered by the corresponding training data labels.

In the second set, we validate the DA data in the same manner. According to  $\mathbf{Gain}_{\text{DA}}$ , the left half contains tasks where the corresponding data bring negative gains, and the right half contains tasks with positive gains. After training independently on the data belonging to each half, Figure 5 (Appendix) shows that left-side tasks predominantly show negative gains (red markers), while right-side positive tasks mostly achieve positive gains.

In the third set, we conduct two separate Dual Tuning using data from the lower-left negative region and the remaining three positive regions, respectively. Figure 6 (Appendix) shows that for lower-left subtasks, training solely on corresponding data predominantly yields negative gains, where the gain is taken as  $\max(\mathbf{Gain}_{\text{CoT}}, \mathbf{Gain}_{\text{DA}})$ . The subtasks in green and pink positive regions reveal exclusively positive gains.

This evidence confirms that Dual Tuning results capture the true efficacy of training data, offering actionable guidance for the identification and refinement of data subsets.

## 5 CONCLUSION AND LIMITATIONS

We propose Dual Tuning as a data curation framework to quantify data and reasoning efficacy for multimodal LLMs training. Our study provides practical guidance for organizing training data and tailoring training strategies across different tasks, base models, and data quality conditions, enabling more resource-efficient Multimodal LLM training. Our study has limitations in covering broader reasoning scenarios such as agentic or GUI tasks due to resource constraints, and we encourage future work to expand the scope.

## REFERENCES

- [1] Daya Guo, Dejian Yang, Haowei Zhang, Junxiao Song, Ruoyu Zhang, Runxin Xu, Qihao Zhu, Shirong Ma, Peiyi Wang, Xiao Bi, et al. Deepseek-r1: Incentivizing reasoning capability in llms via reinforcement learning. *arXiv preprint arXiv:2501.12948*, 2025.
- [2] Zheng Cai, Maosong Cao, Haojiong Chen, Kai Chen, Keyu Chen, Xin Chen, Xun Chen, Zehui Chen, Zhi Chen, Pei Chu, Xiaoyi Dong, Haodong Duan, Qi Fan, Zhaoye Fei, Yang Gao, Jiaye Ge, Chenya Gu, Yuzhe Gu, Tao Gui, Aijia Guo, Qipeng Guo, Conghui He, Yingfan Hu, Ting Huang, Tao Jiang, Penglong Jiao, Zhenjiang Jin, Zhikai Lei, Jiaying Li, Jingwen Li, Linyang Li, Shuaibin Li, Wei Li, Yining Li, Hongwei Liu, Jiangning Liu, Jiawei Hong, Kaiwen Liu, Kuikun Liu, Xiaoran Liu, Chengqi Lv, Haijun Lv, Kai Lv, Li Ma, Runyuan Ma, Zerun Ma, Wenchang Ning, Linke Ouyang, Jiantao Qiu, Yuan Qu, Fukai Shang, Yunfan Shao, Demin Song, Zifan Song, Zhihao Sui, Peng Sun, Yu Sun, Huanze Tang, Bin Wang, Guoteng Wang, Jiaqi Wang, Jiayu Wang, Rui Wang, Yudong Wang, Ziyi Wang, Xingjian Wei, Qizhen Weng, Fan Wu, Yingtong Xiong, Chao Xu, Ruiliang Xu, Hang Yan, Yirong Yan, Xiaogui Yang, Haochen Ye, Huaiyuan Ying, Jia Yu, Jing Yu, Yuhang Zang, Chuyu Zhang, Li Zhang, Pan Zhang, Peng Zhang, Ruijie Zhang, Shuo Zhang, Songyang Zhang, Wenjian Zhang, Wenwei Zhang, Xingcheng Zhang, Xinyue Zhang, Hui Zhao, Qian Zhao, Xiaomeng Zhao, Fengzhe Zhou, Zaida Zhou, Jingming Zhuo, Yicheng Zou, Xipeng Qiu, Yu Qiao, and Dahua Lin. Internlm2 technical report, 2024.
- [3] An Yang, Anfeng Li, Baosong Yang, Beichen Zhang, Binyuan Hui, Bo Zheng, Bowen Yu, Chang Gao, Chengen Huang, Chenxu Lv, et al. Qwen3 technical report. *arXiv preprint arXiv:2505.09388*, 2025.
- [4] Weiyun Wang, Zhangwei Gao, Lixin Gu, Hengjun Pu, Long Cui, Xingguang Wei, Zhaoyang Liu, Linglin Jing, Shenglong Ye, Jie Shao, et al. Internvl3. 5: Advancing open-source multimodal models in versatility, reasoning, and efficiency. *arXiv preprint arXiv:2508.18265*, 2025.
- [5] V Team, Wenyi Hong, Wenmeng Yu, Xiaotao Gu, Guo Wang, Guobing Gan, Haomiao Tang, Jiale Cheng, Ji Qi, Junhui Ji, Lihang Pan, Shuaiqi Duan, Weihang Wang, Yan Wang, Yean Cheng, Zehai He, Zhe Su, Zhen Yang, Ziyang Pan, Aohan Zeng, Baoxu Wang, Bin Chen, Boyan Shi, Changyu Pang, Chenhui Zhang, Da Yin, Fan Yang, Guoqing Chen, Jiazheng Xu, Jiale Zhu, Jiali Chen, Jing Chen, Jinhao Chen, Jinghao Lin, Jinjiang Wang, Junjie Chen, Leqi Lei, Letian Gong, Leyi Pan, Mingdao Liu, Mingde Xu, Mingzhi Zhang, Qinkai Zheng, Sheng Yang, Shi Zhong, Shiyu Huang, Shuyuan Zhao, Siyan Xue, Shangqin Tu, Shengbiao Meng, Tianshu Zhang, Tianwei Luo, Tianxiang Hao, Tianyu Tong, Wenkai Li, Wei Jia, Xiao Liu, Xiaohan Zhang, Xin Lyu, Xinyue Fan, Xuancheng Huang, Yanling Wang, Yadong Xue, Yanfeng Wang, Yanzi Wang, Yifan An, Yifan Du, Yiming Shi, Yiheng Huang, Yilin Niu, Yuan Wang, Yuanchang Yue, Yuchen Li, Yutao Zhang, Yuting Wang, Yu Wang, Yuxuan Zhang, Zhao Xue, Zhenyu Hou, Zhengxiao Du, Zihan Wang, Peng Zhang, Debing Liu, Bin Xu, Juanzi Li, Minlie Huang, Yuxiao Dong, and Jie Tang. Glm-4.5v and glm-4.1v-thinking: Towards versatile multimodal reasoning with scalable reinforcement learning, 2025. URL <https://arxiv.org/abs/2507.01006>.
- [6] Zheng Qin, Ruobing Zheng, Yabing Wang, Tianqi Li, Yi Yuan, Jingdong Chen, and Le Wang. Humansense: From multimodal perception to empathetic context-aware responses through reasoning mllms. In *Proceedings of the AAAI Conference on Artificial Intelligence*, volume 40, pages 24973–24981, 2026.
- [7] Zhihong Shao, Peiyi Wang, Qihao Zhu, Runxin Xu, Junxiao Song, Xiao Bi, Haowei Zhang, Mingchuan Zhang, YK Li, Yang Wu, et al. Deepseekmath: Pushing the limits of mathematical reasoning in open language models. *arXiv preprint arXiv:2402.03300*, 2024.
- [8] Shuai Bai, Yuxuan Cai, Ruizhe Chen, Keqin Chen, Xionghui Chen, Zesen Cheng, Lianghao Deng, Wei Ding, Chang Gao, Chunjiang Ge, Wenbin Ge, Zhifang Guo, Qidong Huang, Jie Huang, Fei Huang, Binyuan Hui, Shutong Jiang, Zhaohai Li, Mingsheng Li, Mei Li, Kaixin Li, Zicheng Lin, Junyang Lin, Xuejing Liu, Jiawei Liu, Chenglong Liu, Yang Liu, Dayiheng Liu, Shixuan Liu, Dunjie Lu, Ruilin Luo, Chenxu Lv, Rui Men, Lingchen Meng, Xuancheng Ren, Xingzhang Ren, Sibao Song, Yuchong Sun, Jun Tang, Jianhong Tu, Jianqiang Wan, Peng Wang, Pengfei Wang, Qiuyue Wang, Yuxuan Wang, Tianbao Xie, Yiheng Xu, Haiyang Xu, Jin Xu, Zhibo Yang, Mingkun Yang, Jianxin Yang, An Yang, Bowen Yu, Fei Zhang, Hang Zhang, Xi Zhang, Bo Zheng, Humen Zhong, Jingren Zhou, Fan Zhou, Jing Zhou, Yuanzhi Zhu, and Ke Zhu. Qwen3-vl technical report, 2025. URL <https://arxiv.org/abs/2511.21631>.
- [9] Jin Xu, Zhifang Guo, Hangrui Hu, Yunfei Chu, Xiong Wang, Jinzheng He, Yuxuan Wang, Xian Shi, Ting He, Xinfu Zhu, Yuanjun Lv, Yongqi Wang, Dake Guo, He Wang, Linhan Ma, Pei Zhang, Xinyu Zhang, Hongkun Hao, Zishan Guo, Baosong Yang, Bin Zhang, Ziyang Ma, Xipin Wei, Shuai Bai, Keqin Chen, Xuejing Liu, Peng Wang, Mingkun Yang, Dayiheng Liu, Xingzhang Ren, Bo Zheng, Rui Men, Fan Zhou, Bowen Yu, Jianxin Yang, Le Yu, Jingren Zhou, and Junyang Lin. Qwen3-omni technical report, 2025. URL <https://arxiv.org/abs/2509.17765>.
- [10] Yaoting Wang, Shengqiong Wu, Yuecheng Zhang, Shuicheng Yan, Ziwei Liu, Jiebo Luo, and Hao Fei. Multimodal chain-of-thought reasoning: A comprehensive survey. *arXiv preprint arXiv:2503.12605*, 2025.
- [11] Yunxin Li, Zhenyu Liu, Zitao Li, Xuanyu Zhang, Zhenran Xu, Xinyu Chen, Haoyuan Shi, Shenyuan Jiang, Xintong Wang, Jifang Wang, et al. Perception, reason, think, and plan: A survey on large multimodal reasoning models. *arXiv preprint arXiv:2505.04921*, 2025.
- [12] Chengzhi Liu, Zhongxing Xu, Qingyue Wei, Juncheng Wu, James Zou, Xin Eric Wang, Yuyin Zhou, and Sheng Liu. More thinking, less seeing? assessing amplified hallucination in multimodal reasoning models. *arXiv preprint arXiv:2505.21523*, 2025.
- [13] Haojie Zheng, Tianyang Xu, Hanchi Sun, Shu Pu, Ruoxi Chen, and Lichao Sun. Thinking before looking: Im-

- proving multimodal llm reasoning via mitigating visual hallucination. *arXiv preprint arXiv:2411.12591*, 2024.
- [14] Shengqiong Wu, Hao Fei, Liangming Pan, William Yang Wang, Shuicheng Yan, and Tat-Seng Chua. Combating multimodal llm hallucination via bottom-up holistic reasoning. In *Proceedings of the AAAI Conference on Artificial Intelligence*, volume 39, pages 8460–8468, 2025.
- [15] Bowen Dong, Minheng Ni, Zitong Huang, Guanglei Yang, Wangmeng Zuo, and Lei Zhang. Mirage: Assessing hallucination in multimodal reasoning chains of mllm. *arXiv preprint arXiv:2505.24238*, 2025.
- [16] Nannan Zhu, Yonghao Dong, Teng Wang, Xueqian Li, Shengjun Deng, Yijia Wang, Zheng Hong, Tiantian Geng, Guo Niu, Hanyan Huang, et al. Cvbench: Benchmarking cross-video synergies for complex multimodal reasoning. *arXiv preprint arXiv:2508.19542*, 2025.
- [17] Jihan Yang, Shusheng Yang, Anjali W Gupta, Rilyn Han, Li Fei-Fei, and Saining Xie. Thinking in space: How multimodal large language models see, remember, and recall spaces. In *Proceedings of the Computer Vision and Pattern Recognition Conference*, pages 10632–10643, 2025.
- [18] Kun Ouyang, Yuanxin Liu, Haoning Wu, Yi Liu, Hao Zhou, Jie Zhou, Fandong Meng, and Xu Sun. Spacer: Reinforcing mllms in video spatial reasoning. *arXiv preprint arXiv:2504.01805*, 2025.
- [19] Wufei Ma, Haoyu Chen, Guofeng Zhang, Yu-Cheng Chou, Jieneng Chen, Celso de Melo, and Alan Yuille. 3dsrbench: A comprehensive 3d spatial reasoning benchmark. In *Proceedings of the IEEE/CVF International Conference on Computer Vision*, pages 6924–6934, 2025.
- [20] Inclusion AI, Fudong Wang, Jiajia Liu, Jingdong Chen, Jun Zhou, Kaixiang Ji, Lixiang Ru, Qingpei Guo, Ruobing Zheng, Tianqi Li, et al. M2-reasoning: Empowering mllms with unified general and spatial reasoning. *arXiv preprint arXiv:2507.08306*, 2025.
- [21] Mengdi Jia, Zekun Qi, Shaochen Zhang, Wenyao Zhang, Xinqiang Yu, Jiawei He, He Wang, and Li Yi. Omnispatial: Towards comprehensive spatial reasoning benchmark for vision language models. *arXiv preprint arXiv:2506.03135*, 2025.
- [22] Runqi Qiao, Qiuna Tan, Guanting Dong, MinhuiWu MinhuiWu, Chong Sun, Xiaoshuai Song, Jiapeng Wang, Zhuoma Gongque, Shanglin Lei, Yifan Zhang, et al. Wemath: Does your large multimodal model achieve human-like mathematical reasoning? In *Proceedings of the 63rd Annual Meeting of the Association for Computational Linguistics (Volume 1: Long Papers)*, pages 20023–20070, 2025.
- [23] Yiqi Wang, Wentao Chen, Xiaotian Han, Xudong Lin, Haiteng Zhao, Yongfei Liu, Bohan Zhai, Jianbo Yuan, Quanzeng You, and Hongxia Yang. Exploring the reasoning abilities of multimodal large language models (mllms): A comprehensive survey on emerging trends in multimodal reasoning. *arXiv preprint arXiv:2401.06805*, 2024.
- [24] Zhaochen Su, Peng Xia, Hangyu Guo, Zhenhua Liu, Yan Ma, Xiaoye Qu, Jiaqi Liu, Yanshu Li, Kaide Zeng, Zhengyuan Yang, et al. Thinking with images for multimodal reasoning: Foundations, methods, and future frontiers. *arXiv preprint arXiv:2506.23918*, 2025.
- [25] Pan Lu, Hritik Bansal, Tony Xia, Jiacheng Liu, Chunyuan Li, Hannaneh Hajishirzi, Hao Cheng, Kai-Wei Chang, Michel Galley, and Jianfeng Gao. Mathvista: Evaluating mathematical reasoning of foundation models in visual contexts. *arXiv preprint arXiv:2310.02255*, 2023.
- [26] Xiang Yue, Yuansheng Ni, Kai Zhang, Tianyu Zheng, Ruoqi Liu, Ge Zhang, Samuel Stevens, Dongfu Jiang, Weiming Ren, Yuxuan Sun, et al. Mmmu: A massive multi-discipline multimodal understanding and reasoning benchmark for expert agi. In *Proceedings of the IEEE/CVF Conference on Computer Vision and Pattern Recognition*, pages 9556–9567, 2024.
- [27] Shuai Bai, Keqin Chen, Xuejing Liu, Jialin Wang, Wenbin Ge, Sibao Song, Kai Dang, Peng Wang, Shijie Wang, Jun Tang, et al. Qwen2. 5-vl technical report. *arXiv preprint arXiv:2502.13923*, 2025.
- [28] InclusionAI. Ming-omni: A unified multimodal model for perception and generation, 2025. URL <https://arxiv.org/abs/2506.09344>.
- [29] Mike Roberts, Jason Ramapuram, Anurag Ranjan, Atulit Kumar, Miguel Angel Bautista, Nathan Paczan, Russ Webb, and Joshua M Susskind. Hypersim: A photorealistic synthetic dataset for holistic indoor scene understanding. In *Proceedings of the IEEE/CVF international conference on computer vision*, pages 10912–10922, 2021.
- [30] Angela Dai, Angel X. Chang, Manolis Savva, Maciej Halber, Thomas Funkhouser, and Matthias Nießner. Scannet: Richly-annotated 3d reconstructions of indoor scenes. In *Proc. Computer Vision and Pattern Recognition (CVPR)*, IEEE, 2017.
- [31] Chandan Yeshwanth, Yueh-Cheng Liu, Matthias Nießner, and Angela Dai. Scannet++: A high-fidelity dataset of 3d indoor scenes. In *Proceedings of the IEEE/CVF International Conference on Computer Vision*, pages 12–22, 2023.
- [32] Gilad Baruch, Zhuoyuan Chen, Afshin Dehghan, Tal Dimry, Yuri Feigin, Peter Fu, Thomas Gebauer, Brandon Joffe, Daniel Kurz, Arik Schwartz, et al. Arkitscenes: A diverse real-world dataset for 3d indoor scene understanding using mobile rgb-d data. *arXiv preprint arXiv:2111.08897*, 2021.
- [33] Arijit Ray, Jiafei Duan, Ellis Brown, Reuben Tan, Dina Bashkirova, Rose Hendrix, Kiana Ehsani, Aniruddha Kembhavi, Bryan A Plummer, Ranjay Krishna, et al. Sat: Dynamic spatial aptitude training for multimodal language models. *arXiv preprint arXiv:2412.07755*, 2024.
- [34] Gheorghe Comanici, Eric Bieber, Mike Schaeckermann, Ice Pasupat, Noveen Sachdeva, Inderjit Dhillon, Marcel Blisstein, Ori Ram, Dan Zhang, Evan Rosen, et al. Gemini 2.5: Pushing the frontier with advanced reasoning, multimodality, long context, and next generation agentic capabilities. *arXiv preprint arXiv:2507.06261*, 2025.
- [35] Kaituo Feng, Manyuan Zhang, Hongyu Li, Kaixuan Fan, Shuang Chen, Yilei Jiang, Dian Zheng, Peiwen Sun,

Yiyuan Zhang, Haoze Sun, et al. Onethinker: All-in-one reasoning model for image and video. *arXiv preprint arXiv:2512.03043*, 2025.

- [36] Tianzhe Chu, Yuexiang Zhai, Jihan Yang, Shengbang Tong, Saining Xie, Dale Schuurmans, Quoc V Le, Sergey Levine, and Yi Ma. Sft memorizes, rl generalizes: A comparative study of foundation model post-training. *arXiv preprint arXiv:2501.17161*, 2025.
- [37] Yang Yue, Zhiqi Chen, Rui Lu, Andrew Zhao, Zhaokai Wang, Shiji Song, and Gao Huang. Does reinforcement learning really incentivize reasoning capacity in llms beyond the base model? *arXiv preprint arXiv:2504.13837*, 2025.

## A ADDITIONAL EXPERIMENTAL RESULTS

Table 7: **Ming-lite-omni** experimental results on spatial tasks. Values in red and green denote negative and positive results, respectively. A task is identified as suitable for reasoning-oriented training only when both **Gain<sub>CoT</sub>** and **GAP<sub>DT</sub>** exhibit concurrent positive values (highlighted in **green**).

Task	<b>B<sub>S</sub></b>	<b>B<sub>L</sub></b>	<b>GAP<sub>B</sub></b>	<b>DT<sub>S</sub></b>	<b>DT<sub>L</sub></b>	<b>Gain<sub>DA</sub></b>	<b>Gain<sub>CoT</sub></b>	<b>GAP<sub>DT</sub></b>
<b>VSIBench</b>	36.07	36.69	0.62	49.40	38.98	34.64	6.24	-10.42
Obj. Count	40.23	40.32	0.09	51.98	29.04	28.92	-27.98	-22.94
Abs. Dist.	13.68	17.22	3.54	37.53	25.22	117.94	46.46	-12.31
Obj. Size	43.89	45.62	1.73	66.14	54.39	44.98	19.22	-11.75
Room Size	31.77	29.06	-2.71	53.16	29.93	67.33	-5.79	-23.23
Rel. Dist.	45.07	44.79	-0.28	52.54	42.82	16.57	-4.99	-9.72
Rel. Dir.	43.63	45.61	1.98	41.12	45.21	-9.84	-0.88	4.09
Route Plan	29.38	33.51	4.13	30.93	31.96	-7.70	-4.63	1.03
Appr. Order	40.94	37.38	-3.56	61.81	53.24	50.98	30.04	-8.57
<b>CVBench</b>	74.53	76.69	2.16	84.99	81.05	10.82	5.69	-3.94
Count	68.91	65.23	-3.68	72.21	66.50	4.79	-3.50	-5.71
Relation	81.23	89.08	7.85	95.38	90.15	7.07	1.20	-5.23
Depth	84.17	78.33	-5.84	90.67	87.67	7.72	4.16	-3.00
Distance	65.00	76.67	11.67	84.83	83.67	10.64	9.13	-1.16

Table 8: **Ming-lite-omni** experimental results on MathVista tasks. Values in red and green denote negative and positive results, respectively. A task is identified as suitable for reasoning-oriented training only when both **Gain<sub>CoT</sub>** and **GAP<sub>DT</sub>** exhibit concurrent positive values (highlighted in **green**).

Task	<b>B<sub>S</sub></b>	<b>B<sub>L</sub></b>	<b>GAP<sub>B</sub></b>	<b>DT<sub>S</sub></b>	<b>DT<sub>L</sub></b>	<b>Gain<sub>DA</sub></b>	<b>Gain<sub>CoT</sub></b>	<b>GAP<sub>DT</sub></b>
<b>MathVista</b>	72.17	79.00	6.83	70.80	78.77	-10.38	-0.29	7.97
Comm.	52.31	49.77	-2.54	50.46	48.61	-3.54	-7.07	-1.85
Scientific	72.62	77.68	5.06	75.89	75.60	-2.30	-2.68	-0.29
Geometry	82.33	87.79	5.46	79.60	88.07	-9.33	0.32	8.47
Arithmetic	73.48	89.85	16.37	69.55	89.70	-22.59	-0.17	20.15
Logical	12.61	27.03	14.42	15.32	29.73	-43.32	9.99	14.41
Statistical	84.47	88.31	3.84	82.90	89.70	-6.13	1.57	6.80
Algebraic	72.40	80.21	7.81	76.04	76.56	-5.20	-4.55	0.52

Table 9: Performance Comparison Following Subsequent RL Training on Dual-Tuned Models for MathVista Tasks. Values in red and green denote negative and positive results, respectively. A task is identified as suitable for reasoning-oriented training only when both **Gain<sub>CoT</sub>** and **GAP<sub>DT</sub>** exhibit concurrent positive values (highlighted in **green**).

Task	<b>Gain<sub>DA</sub></b>	<b>Gain<sub>CoT</sub></b>	<b>GAP<sub>DT</sub></b>	<b>Gain<sub>DA</sub><sup>RL</sup></b>	<b>Gain<sub>CoT</sub><sup>RL</sup></b>	<b>GAP<sub>DT</sub><sup>RL</sup></b>
<b>MathVista</b>	-3.52	4.35	5.50	-3.58	6.07	6.74
Comm.	10.42	3.65	-3.01	11.48	11.99	0.23
Scientific	0.00	0.00	0.00	0.40	0.80	0.30
Geometry	-9.17	5.70	10.49	-10.19	7.53	12.50
Arithmetic	-11.1	2.08	10.60	-11.49	2.26	11.06
Logical	-34.37	-18.77	4.50	-34.37	0.00	9.91
Statistical	1.44	3.30	1.57	0.63	3.92	2.79
Algebraic	-6.61	8.82	10.93	-1.47	8.09	6.77

Table 10: **Ming-lite-omni** experimental results on MMMU tasks. Values in red and green denote negative and positive results, respectively. A task is identified as suitable for reasoning-oriented training only when both  $\text{Gain}_{\text{CoT}}$  and  $\text{GAP}_{\text{DT}}$  exhibit concurrent positive values (highlighted in **green**).

Task	$B_S$	$B_L$	$\text{GAP}_B$	$DT_S$	$DT_L$	$\text{Gain}_{DA}$	$\text{Gain}_{\text{CoT}}$	$\text{GAP}_{DT}$
<b>MMMU</b>	52.89	56.44	3.55	53.11	59.11	-5.9	4.73	6
Art	66.67	70.00	3.33	66.67	66.67	-4.76	-4.76	0.00
Design	83.33	76.67	-6.66	70.00	70.00	-16.00	-16.00	0.00
Music	40.00	26.67	-13.33	46.67	16.67	16.68	-58.33	-30.00
Art Theory	83.33	70.00	-13.33	80.00	80.00	-4.00	-4.00	0.00
Accounting	46.67	66.67	20.00	46.67	73.33	-30.00	9.99	26.66
Finance	33.33	56.67	23.34	36.67	63.33	-35.29	11.75	26.66
Economics	46.67	70.00	23.33	50.00	73.33	-28.57	4.76	23.33
Manage	40.00	60.00	20.00	46.67	50.00	-22.22	-16.67	3.33
Marketing	53.33	80.00	26.67	63.33	86.67	-20.84	8.34	23.34
Math	50.00	56.67	6.67	26.67	50.00	-52.94	-11.77	23.33
Biology	40.00	40.00	0.00	46.67	46.67	16.68	16.68	0.00
Chemistry	30.00	43.33	13.33	36.67	53.33	-15.37	23.08	16.66
Geography	63.33	43.33	-20.00	56.67	50.00	-10.52	-21.05	-6.67
Physics	50.00	60.00	10.00	43.33	60.00	-27.78	0.00	16.67
Basic Med. Sci.	56.67	66.67	10.00	63.33	70.00	-5.01	4.99	6.67
Clinical Med.	63.33	56.67	-6.66	60.00	63.33	-5.26	0.00	3.33
Diag. & Lab. Med.	43.33	33.33	-10.00	30.00	40.00	-30.76	-7.69	10.00
Public Health	66.67	83.33	16.66	63.33	83.33	-24.00	0.00	20.00
Pharmacy	66.67	80.00	13.33	63.33	73.33	-20.84	-8.34	10.00
History	63.33	66.67	3.34	70.00	83.33	4.99	24.99	13.33
Literature	80.00	90.00	10.00	80.00	83.33	-11.11	-7.41	3.33
Psychology	63.33	56.67	-6.66	56.67	56.67	-10.52	-10.52	0.00
Sociology	66.67	53.33	-13.34	66.67	60.00	0.00	-10.00	-6.67
Agriculture	40.00	53.33	13.33	53.33	46.67	0.00	-12.49	-6.66
Arch. & Eng.	36.67	26.67	-10.00	36.67	33.33	0.00	-9.11	-3.34
Comp. Sci.	53.33	56.67	3.34	63.33	60.00	11.75	5.88	-3.33
Electronics	40.00	33.33	-6.67	43.33	43.33	8.33	8.33	0.00
Energy & Power	46.67	40.00	-6.67	60.00	53.33	28.56	14.27	-6.67
Materials	36.67	40.00	3.33	33.33	40.00	-16.68	0.00	6.67
Mech. Eng.	36.67	36.67	0.00	33.33	43.33	-9.11	18.16	10.00

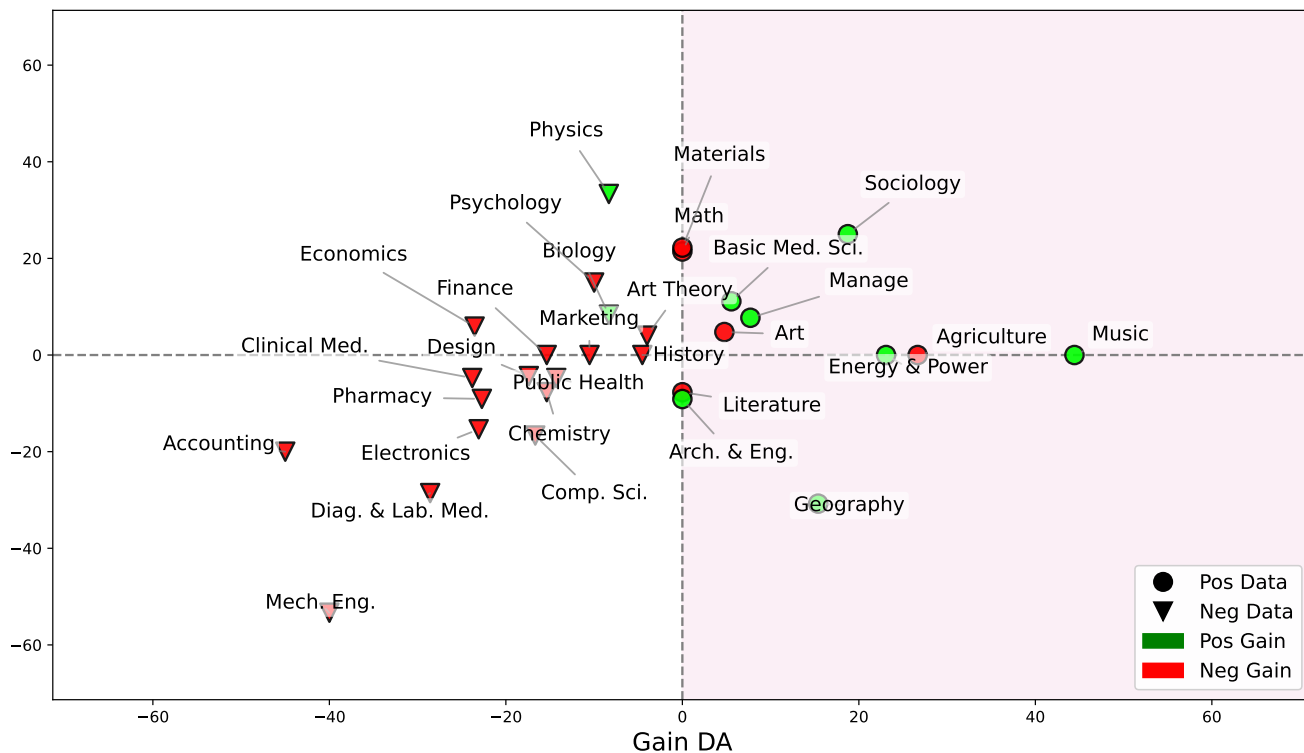


Figure 5: We partition tasks into two halves using  $\text{Gain}_{DA}$  from Figure 2 and conduct two separate DA training on the data belonging to each half. The results show that left-side tasks predominantly show negative gains and right-side positive tasks mostly achieve positive gains after standalone training, which confirms the efficacy of the corresponding data.

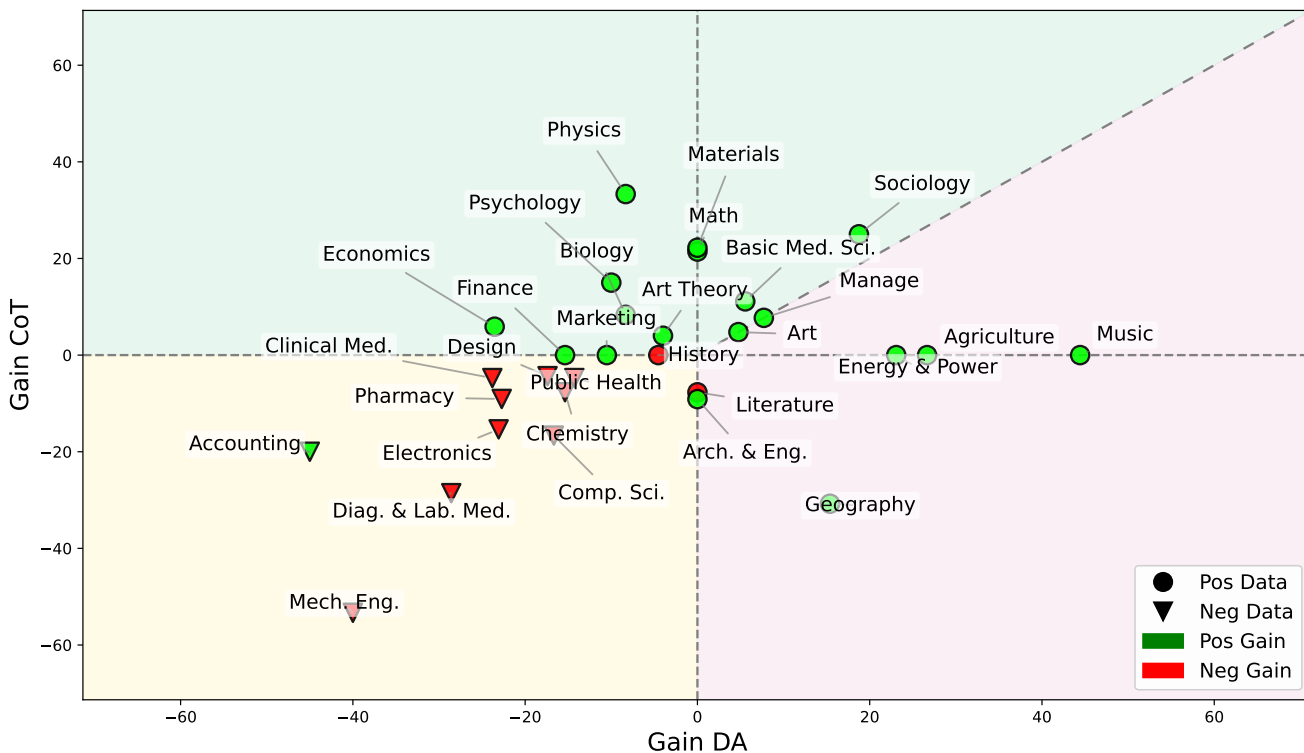


Figure 6: We separately train models with data from the lower-left negative region and the remaining three positive regions. For tasks in the lower-left yellow region, training solely on corresponding data predominantly yields negative gains. For the green and pink positive regions, training on the corresponding data reveals exclusively positive gains.