

MedCollab: IBIS-Guided Multi-Agent Collaboration with Hierarchical Disease Relation Chains for Clinical Diagnosis

Yuqi Zhan^{1*}, Xinyue Wu^{1*}, Tianyu Lin¹, Yutong Bao¹, Xiaoyu Wang¹,
Weihao Cheng¹, Huangwei Chen^{2†}, Feiwei Qin^{1†}, and Zhu Zhu^{3†}

¹ Hangzhou Dianzi University

² Zhejiang University

³ Children’s Hospital, Zhejiang University School of Medicine, National Clinical
Research Center for Children and Adolescents’ Health and Diseases
hovchen0318@gmail.com, qinfeiwei@hdu.edu.cn, zhuzhu_cs@zju.edu.cn

*Equal contribution †Corresponding author

Abstract. Large language models (LLMs) have shown promise in clinical diagnosis but remain limited by unreliable report generation, weak evidence grounding, and opaque reasoning. We propose MedCollab, an IBIS-guided multi-agent framework for full-cycle clinical diagnosis and diagnostic report generation. Mimicking hospital consultation, MedCollab dynamically recruits specialist and exam agents from patient records. Each diagnostic hypothesis is structured through the Issue-Based Information System (IBIS) into evidence-linked arguments, improving traceability and auditability. MedCollab further constructs Hierarchical Disease Relation Chains (HDRC) to organize accepted hypotheses into clinically meaningful pathological and comorbidity relations. A verifier-guided consensus module audits reasoning quality, detects contradictions, and updates agent weights over multiple rounds. Experiments on Clinical-Bench and MIMIC-IV show that MedCollab outperforms strong LLM and medical multi-agent baselines in diagnostic accuracy, department routing, evidence consistency, and report quality. These results demonstrate that structured argumentation and disease-relation modeling can improve the reliability, transparency, and clinical coherence of LLM-based diagnosis.

Keywords: Clinical NLP · Multi-Agent · Disease Relation Modeling

1 Introduction

Clinical diagnosis is not a single-step disease label prediction task. In clinical practice, physicians follow a full-cycle reasoning workflow: differential diagnosis, preliminary diagnosis, final decision-making, and treatment planning. For clinical NLP, this process requires models to understand heterogeneous clinical texts, extract key evidence from fragmented records, organize multi-step medical reasoning, and generate diagnostic reports that are coherent, complete, and faithful

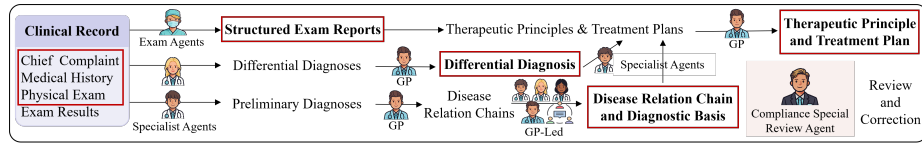


Fig. 1. Generation dependencies of the final diagnostic report in MedCollab. Key generated report sections are highlighted in red.

to patient-specific evidence [6,3]. Although LLMs have shown strong text understanding and generation capabilities, most remain focused on isolated diagnosis prediction or partial report generation, providing limited support for the complete diagnostic workflow from evidence interpretation to diagnostic reasoning and treatment planning.

This problem is acute in online consultations, where clinical records are fragmented and unstructured. Reliable diagnostic reports must identify possible diseases, ground them in patient evidence, distinguish alternatives, and connect diagnoses to treatment. Existing LLM-based clinical systems often suffer from insufficient evidence grounding, incomplete transitions across diagnostic stages, and weak consistency among the diagnostic basis, differential diagnosis, and treatment plan [19,15].

To address these challenges, we propose MedCollab, an IBIS-guided multi-agent framework with Hierarchical Disease Relation Chains for full-cycle clinical diagnosis and report generation. It treats diagnosis as evidence-grounded clinical text reasoning and report generation, dynamically recruits specialist and exam agents according to patient records, and integrates their intermediate outputs into the final report. Fig. 1 shows these generation dependencies.

Using the Issue-Based Information System (IBIS) protocol, MedCollab represents each hypothesis as a structured tuple with traceable evidence [4,9]. Hierarchical Disease Relation Chains (HDRC) then organize accepted hypotheses into clinically meaningful progression and comorbidity relations, turning disconnected outputs into structured, evidence-grounded reports.

In summary, our contributions are as follows:

- We formulate full-cycle clinical diagnosis as an evidence-grounded clinical NLP task. Unlike isolated disease prediction, this task requires models to connect differential diagnosis, preliminary diagnosis, final diagnosis, and treatment planning in a coherent report.
- We design MedCollab, an IBIS-guided multi-agent framework that constrains each diagnostic hypothesis with traceable evidence and structured clinical arguments.
- We introduce Hierarchical Disease Relation Chains to organize diagnostic hypotheses with disease progression and comorbidity relations, boosting logical consistency and evidence faithfulness of generated clinical reports.
- We evaluate MedCollab on ClinicalBench and MIMIC-IV. Results reveal it surpasses mainstream LLMs and medical multi-agent methods in diagnostic accuracy, evidence consistency, and clinical reasoning quality.

2 Related Work

Clinical LLMs have improved medical QA, diagnostic dialogue, and clinical text generation via biomedical pretraining, instruction tuning, and retrieval augmentation [24,20,10,17,2,25]. AMIE further explores diagnostic conversation and differential diagnosis [22,14]. Yet most methods focus on isolated QA, dialogue, or single-step diagnosis, with limited modeling of consistency among diagnostic evidence, differential/final diagnosis, and treatment planning. This motivates a full-cycle diagnostic framework to compile multi-step clinical reasoning into consistent, evidence-based reports.

Medical multi-agent systems simulate collaborative clinical reasoning through role-specialized agents and multi-round discussion [21,8], department collaboration [26], modular differential diagnosis [18], tool-use and multimodal reasoning [11,23], and contradiction reduction [12]. However, their intermediate reasoning is often free-form or task-specific, not unified and evidence-traceable. They also seldom model disease progression, complications, and comorbidities as explicit relations among hypotheses. These gaps motivate a more structured, clinically consistent framework.

3 Methodology: MedCollab

Overview. As shown in Fig. 2, the framework first dynamically recruits relevant specialist agents and exam agents (Sec. 3.1). Active agents apply IBIS rules to standardize reasoning and produce reliable structured judgments (Sec. 3.2). These results are arranged into HDRC to resolve logical conflicts and reflect disease progression (Sec. 3.3). Finally, a General Practitioner (GP)-led consensus module evaluates reasoning logic and adjusts agent weights to optimize the overall system (Sec. 3.4).

3.1 Preliminaries: Dynamic Agent Recruitment

Given patient case S with complaint, history, physical exam, and raw findings, the GP agent performs coarse-grained triage to recruit two types of agents: specialist agents and exam agents. The specialist pool \mathcal{A}_{spec} contains 23 common clinical department agents, while the exam-agent pool \mathcal{A}_{exam} contains pathology, laboratory medicine, and radiology agents. Specialist agents are selected by relevance ranking, whereas exam agents are recruited according to the examination items available in S .

The GP agent assigns each specialist agent a relevance score $p(A_i | S) \in [0, 1]$ based on S ; higher $p(A_i | S)$ indicates a closer domain–case match. The top five specialist agents form the initial pool:

$$\mathcal{A}^0 = \text{Top}_{5, A_i \in \mathcal{A}_{spec}} p(A_i | S), \quad (1)$$

where \mathcal{A}_{spec} denotes the specialist-agent pool and $p(A_i | S)$ is the GP-estimated relevance of specialist agent A_i to the patient case.

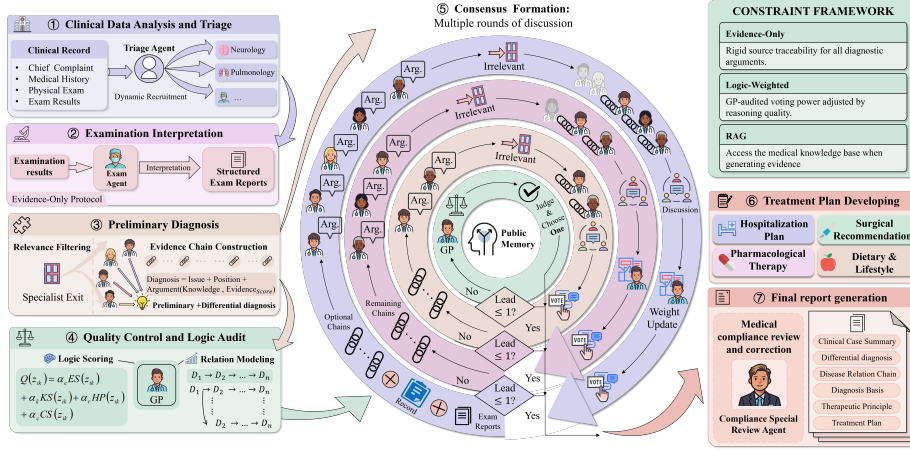


Fig. 2. The pipeline of MedCollab. The framework supports full-cycle clinical diagnosis through dynamic agent recruitment, IBIS-guided argumentation for traceable reasoning, and the construction of HDRC optimized by multi-round consensus.

The recruited exam agents convert raw findings into structured exam reports, which are merged with the original record as evidence base \mathcal{E} . Each specialist agent then self-verifies: it remains active only if it identifies at least one in-domain condition supported by evidence spans in \mathcal{E} ; otherwise, it exits. The remaining specialists form the active deliberation set:

$$\mathcal{A}^{\text{act}} = \{A_i \in \mathcal{A}^0 \mid \text{Output}(A_i) \neq \emptyset\}. \quad (2)$$

This two-stage design favors recall during initial triage while reducing irrelevant arguments in subsequent multi-agent deliberation.

3.2 IBIS-Structured Argumentation for Diagnostic Reasoning

MedCollab represents each specialist’s diagnostic output using the Issue-Based Information System (IBIS) protocol. For each active specialist agent $A_i \in \mathcal{A}^{\text{act}}$, the diagnostic output is defined as a set of structured IBIS tuples:

$$\mathcal{D}_i = \{z_{ik}\}_{k=1}^{K_i}, \quad z_{ik} = (I_{ik}, P_{ik}, \text{Arg}_{ik}, \mathcal{E}_{ik}, \mathcal{R}_{ik}), \quad (3)$$

where K_i is the number of diagnostic hypotheses proposed by agent A_i .

Issue (I_{ik}) denotes the clinical question under investigation, such as what explains a patient’s symptom, abnormal exam result, or disease progression.

Position (P_{ik}) denotes a proposed diagnostic hypothesis, such as “rib fracture” or “hemothorax”.

Argument (Arg_{ik}) provides the clinical rationale that connects the diagnostic hypothesis with patient-specific evidence and medical knowledge.

Evidence (\mathcal{E}_{ik}) is a subset of the evidence base \mathcal{E} , including traceable patient-specific evidence spans from the chief complaint, history, physical examination, laboratory results, imaging findings, or structured exam reports.

Reference knowledge (\mathcal{R}_{ik}) contains both parametric medical knowledge elicited from the backbone LLM and external medical evidence retrieved from PubMed. It is used to support the diagnostic argument and to check whether the proposed position is medically plausible.

A diagnostic position is considered valid by the verifier only when its key claims in Arg_{ik} are linked to at least one patient-specific evidence span in \mathcal{E}_{ik} and one medical knowledge span in \mathcal{R}_{ik} .

3.3 Hierarchical Disease Relation Chain Construction

Flat diagnostic labels can identify possible diseases but often fail to express the relations among primary conditions, downstream complications, and co-existing diseases. MedCollab constructs a Hierarchical Disease Relation Chain.

Let \mathcal{P} be the accepted diagnostic positions after evidence verification:

$$\mathcal{P} = \{P_{ik} \mid A_i \in \mathcal{A}^{\text{act}}, z_{ik} \in \mathcal{D}_i, Q(z_{ik}) \geq \tau_z\}, \quad (4)$$

where $Q(z_{ik})$ is the verifier score defined in Sec. 3.4, and we set τ_z to 0.7.

HDRC uses two explicit relation operators: disease progression or downstream pathological relation (\rightarrow), and comorbidity or co-existing disease relation ($+$). HDRC candidate chains \mathcal{H} are generated from the accepted diagnostic positions by constructing a candidate relation graph. Candidate HDRCs are then enumerated from this relation graph.

A candidate disease relation chain H_j is defined as:

$$H_j = d_1 r_1 d_2 r_2 \cdots r_{L_j-1} d_{L_j}, \quad r_\ell \in \{\rightarrow, +\}, \quad (5)$$

where $d_\ell \in \mathcal{P}$ is a diagnostic position and L_j is the number of diagnostic positions in the chain. For example, a trauma-related case may be represented as:

$$\text{Trauma} \rightarrow \text{Rib Fracture} \rightarrow \text{Hemothorax} \rightarrow \text{Anemia}. \quad (6)$$

The operator \rightarrow denotes a clinically plausible disease progression, complication, or downstream pathological relation supported by patient evidence and medical knowledge. The operator $+$ denotes comorbid or co-existing conditions that should be jointly considered in diagnosis and treatment planning. Multiple co-existing conditions can be represented in one HDRC through repeated $+$ operators.

The confidence score of a candidate HDRC is computed by aggregating verifier-supported relation evidence:

$$\text{Score}(H_j) = \sum_{\ell=1}^{L_j-1} \sum_{A_i \in \mathcal{A}_{d_\ell, d_{\ell+1}, r_\ell}} w_i \cdot q_{i, \ell, j}, \quad (7)$$

where $\mathcal{A}_{d_\ell, d_{\ell+1}, r_\ell}$ is the set of agents that propose or support the relation $(d_\ell, d_{\ell+1}, r_\ell)$, w_i is the current weight of agent A_i , and $q_{i, \ell, j}$ is the verifier-supported relation-level quality score computed by the unified verifier scoring function in Sec. 3.4.

The final HDRC is selected as the highest-scoring chain under evidence coverage and contradiction constraints:

$$H^* = \arg \max_{H_j \in \mathcal{H}} \text{Score}(H_j). \quad (8)$$

3.4 Verifier-Guided Consensus Optimization and Logic Auditing

MedCollab employs a verifier-guided consensus mechanism to optimize multi-agent diagnostic reasoning. The GP agent coordinates multi-round deliberation and aggregates verifier scores computed from evidence support, medical knowledge support, plausibility, and contradiction detection.

The verifier applies a unified scoring function to both diagnostic positions and HDRC relations:

$$\mathcal{V}(x) = \frac{\alpha_e ES(x) + \alpha_k KS(x) + \alpha_p PS(x) + \alpha_c(1 - CS(x))}{\alpha_e + \alpha_k + \alpha_p + \alpha_c}. \quad (9)$$

where x can be either an IBIS tuple or a candidate disease relation. $ES(x)$ measures patient-evidence support, $KS(x)$ measures medical-knowledge support, $PS(x)$ measures plausibility, and $CS(x)$ measures contradiction with patient evidence or medical knowledge. For IBIS tuples, $PS(x)$ denotes hypothesis plausibility; for HDRC relations, it denotes relation plausibility. The coefficients α_e , α_k , α_p , and α_c regulate the relative contribution of these components, and all are initialized to 1. All component scores are assigned by the verifier agent under a fixed scoring rubric and normalized to $[0, 1]$.

For each IBIS tuple z_{ik} , the diagnostic quality score is computed as:

$$Q(z_{ik}) = \mathcal{V}(z_{ik}). \quad (10)$$

For each candidate HDRC relation $(d_\ell, d_{\ell+1}, r_\ell)$ supported by agent A_i , the relation-level quality score is computed as:

$$q_{i,\ell,j} = \mathcal{V}(A_i, d_\ell, d_{\ell+1}, r_\ell). \quad (11)$$

For each active specialist agent $A_i \in \mathcal{A}^{\text{act}}$, the logical inconsistency score at round t is defined as:

$$\sigma_i^{(t)} = 1 - \frac{1}{K_i} \sum_{k=1}^{K_i} \text{clip}(Q(z_{ik}), 0, 1), \quad (12)$$

where a higher $\sigma_i^{(t)}$ indicates weaker evidence grounding, poorer knowledge support, lower plausibility, or stronger contradiction.

All active agents are initialized with uniform weights $w_i^{(0)} = 1$. Agent weights are updated through a normalized exponential penalty:

$$\tilde{w}_i^{(t+1)} = w_i^{(t)} \exp(-\lambda \sigma_i^{(t)}), \quad w_i^{(t+1)} = \frac{\tilde{w}_i^{(t+1)}}{\sum_{A_m \in \mathcal{A}^{\text{act}}} \tilde{w}_m^{(t+1)}}, \quad (13)$$

where λ is the penalty coefficient. This update downweights agents with repeated unsupported or contradictory arguments while preserving those grounded in patient evidence and medical knowledge.

The consensus process iterates until the selected HDRC and final diagnosis remain unchanged for two consecutive rounds or the maximum number of deliberation rounds ($T = 4$) is reached. The final report is generated from the accepted IBIS tuples and the selected HDRC, covering the diagnostic basis, differential diagnosis, final diagnosis, therapeutic principle, and treatment plan.

4 Experiments and Results

4.1 Experimental Setup

Datasets and Data Processing. We evaluate MedCollab on two clinical datasets: (1) ClinicalBench [26], which contains 1,500 bilingual English–Chinese clinical cases. This bilingual setting supports evaluation in Chinese clinical diagnostic scenarios while preserving cross-lingual comparability. (2) MIMIC-IV [7], from which we curated 983 cases. To ensure cross-dataset consistency, MIMIC-IV records were reformatted into a standardized clinical-case schema aligned with ClinicalBench, with incomplete or non-standard descriptions normalized using DeepSeek-V4-Pro as an auxiliary processing tool. After processing, a randomly sampled subset of the MIMIC-IV processed cases was further reviewed by human clinicians for factual consistency and medical plausibility.

Evaluation Metrics. We assess model performance across two primary dimensions: diagnostic precision and clinical reasoning quality.

For diagnostic precision, we evaluate triage routing using Department Classification Accuracy (DCA) and monitor hallucination suppression via Medical Factual Consistency (Entity-F1) [13]. The core diagnostic performance is measured by Accuracy (ACC), which assesses whether the primary diagnosis p_i generated

Table 1. Comparison of Diagnostic Precision on ClinicalBench (CB) and MIMIC-IV. Values are scaled by 100 (%). Results are presented as **Value_{CB}** / **Value_{MIMIC}**.

Method	ACC	CDR	Entity-F1	DCA	C_{dept}
<i>Leading LLMs</i>					
HuatuogPT-o1-8B [2]	42.9/32.6	32.7/23.9	29.1/26.6	76.7/59.8	80.8/82.5
Baichuan4-Turbo [28]	53.9/47.1	41.3/29.1	35.1/39.7	77.4/59.7	98.0/98.0
GPT-4o [16]	65.5/53.4	56.5/36.6	32.3/33.7	86.2/64.9	100.0/100.0
Gemini-3-Flash [5]	66.1/ <u>55.0</u>	57.0/ <u>41.8</u>	37.2 /36.3	87.6/ <u>71.6</u>	100.0/100.0
GLM-4.7 [1]	66.9/51.6	<u>59.3</u> /37.6	30.5/32.8	<u>88.5</u> /68.4	100.0/100.0
Qwen3-Max [27]	66.9/54.1	56.7/37.1	27.8/31.7	84.5/64.0	100.0/100.0
Qwen3-8B [27]	52.9/44.9	39.6/28.6	31.8/ <u>37.8</u>	72.6/65.5	97.6/98.1
<i>Multi-Agents</i>					
MedLA [12]	63.4/49.6	54.3/35.0	32.1/35.8	85.7/64.7	99.9/100.0
ClinicalAgent [26]	<u>68.7</u> /51.6	51.3/29.2	25.6/28.8	75.6/54.3	100.0/100.0
MEDDxAgent [18]	36.9/31.8	-/-	26.8/26.0	-/-	-/-
MedCollab(Ours)	76.9/57.7	72.4/48.3	<u>36.7</u> / 37.8	94.3/83.7	100.0/100.0

by the system matches the normalized ground truth $G_{i,1}$:

$$ACC = \frac{1}{N} \sum_{i=1}^N I(Norm(p_i) = Norm(G_{i,1})), \quad (14)$$

where $Norm(\cdot)$ denotes medical synonym normalization. To evaluate the framework’s ability to simultaneously predict the correct department routing and disease diagnosis in complex cases involving multiple comorbidities, we also report Comprehensive Diagnostic Rate (CDR):

$$CDR = \frac{\sum_{i=1}^N S_{\text{guide}}(i) \times S_{\text{diagnosis}}(i)}{N}, \quad (15)$$

where $S_{\text{guide}}(i)$ and $S_{\text{diagnosis}}(i)$ are indicator functions for correctness of the i -th sample in the guide and diagnosis tasks, respectively, taking value 1 if the prediction is correct and 0 otherwise, and N is the total number of test samples. We also report Department Consistency (C_{dept}), which measures whether the department predicted by the system matches a pre-defined valid department, serving as a complementary indicator of triage routing reliability.

Moving beyond flat labels, we assess the logical coherence of generated reports across four structured sections: Diagnostic Basis (DB), Differential Diagnosis (DD), Therapeutic Principle (TP), and Treatment Plan (TX). Standard lexical overlap metrics such as BLEU and ROUGE-L are reported for textual similarity, but they often fail to capture medical synonyms or critical negations. We therefore prioritize RaTEScore [29], an entity-aware semantic metric designed to assess causal logic and clinical truthfulness in reasoning chains.

Multi-Agent Baseline Evaluation. For agent baselines, we adapt each framework to our evaluation protocol. MEDDxAgent is evaluated using its top-1 extracted diagnosis and final DDx rationale, while MedLA is adapted from its original multiple-choice setting. Metrics unavailable under the original task design are reported as missing.

Clinician-involved LLM-assisted Evaluation. We evaluate generated reports with clinician and LLM assistance using a 1–5 rubric (Fluency, Relevance,

Table 2. Clinician-involved Deepseek-v4-Pro-assisted evaluation of generated diagnostic reports. Results are presented as Value_{CB} / Value_{MIMIC}.

Model	Fluency	Relevance	Completeness	Medical Correctness
HuatuoGPT-o1-8B [2]	4.60/4.91	3.25/3.30	2.60/2.91	2.40/2.55
Baichuan4-Turbo [28]	4.89/ <u>4.98</u>	3.72/3.73	3.06/3.27	2.96/3.11
GPT-4o [16]	5.00/5.00	4.53/4.14	3.89/3.68	3.83/3.32
Gemini-3-Flash [5]	4.51/4.84	4.23/4.61	4.09/4.43	3.17/3.80
GLM-4.7 [1]	<u>4.96/5.00</u>	4.36/4.66	4.04/4.27	3.77/4.05
Qwen3-Max [27]	5.00/5.00	4.62/4.50	4.51/ <u>4.48</u>	4.17/3.86
Qwen3-8B [27]	4.94/4.89	3.57/3.43	3.19/3.18	2.79/2.57
MedLA [12]	5.00/5.00	4.51/4.52	4.17/4.14	3.96/4.02
ClinicalAgent [26]	5.00/5.00	<u>4.91/4.82</u>	<u>4.55/4.16</u>	<u>4.66/4.41</u>
MedCollab(Full)	5.00/5.00	4.93/4.87	4.67/4.63	4.81/4.66

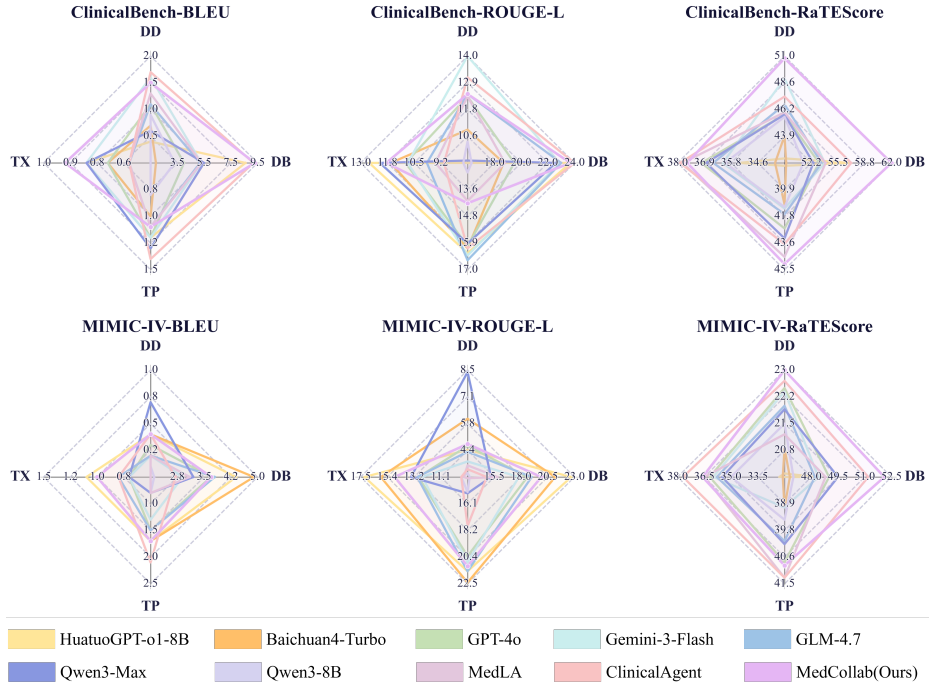


Fig. 3. Radar chart comparison of multidimensional report quality metrics (BLEU, ROUGE-L, and RaTEScore) across four clinical dimensions (DB, DD, TX, and TP) on ClinicalBench and MIMIC-IV.

Completeness, Medical Correctness) measuring readability, case matching, diagnostic sufficiency, and evidence-based clinical rationality. We sampled up to 6 cases per department, yielding 144 ClinicalBench cases and 160 MIMIC-IV cases with anonymized model identities. Clinicians rated two representative cases per department with criterion-level rationales, which served as few-shot references for the LLM to score the remaining cases.

4.2 Main Results and Analysis

We evaluate MedCollab against leading LLMs and specialized medical multi-agent systems across both datasets. For fair comparison, all multi-agent baselines and MedCollab are implemented with GPT-4o as the backbone LLM, while the GPT-4o baseline represents direct single-model inference. All methods use temperature 0 and a maximum output length of 4060 tokens; prompts are kept identical across baselines where applicable.

Diagnostic Precision. As shown in Table 1, MedCollab gains top ACC on ClinicalBench and MIMIC-IV, surpassing the best baselines by 8.2 and 2.7 percentage points respectively. It also achieves optimal CDR and DCA, reflecting better combined diagnosis-department judgment and stable agent allocation.

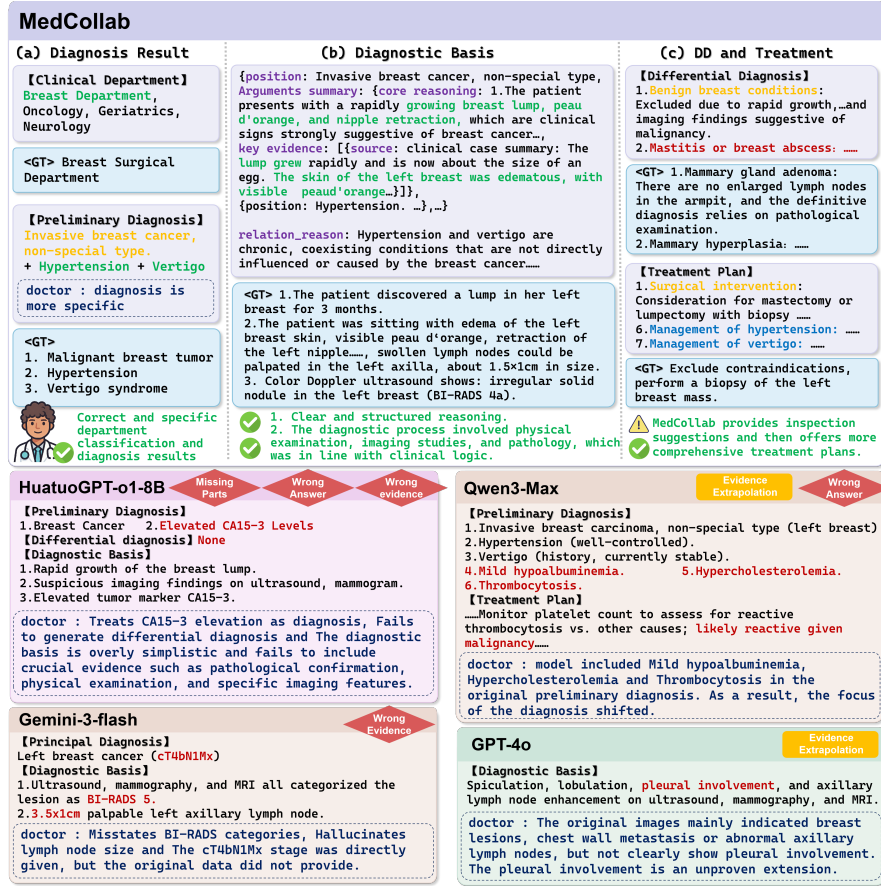


Fig. 4. A case study on the generated diagnosis report. Green indicates content that is consistent with the ground truth, red indicates errors, yellow indicates more detailed classifications accepted by clinicians, and blue indicates supplementary information recognized by clinicians, but this information is not included in the ground truth.

MedCollab achieves competitive Entity-F1 while substantially improving ACC, CDR, and DCA, suggesting that IBIS-guided reasoning helps preserve entity-level factual consistency while improving diagnostic decision quality.

Clinical Reasoning Quality. Fig. 3 shows that MedCollab achieves strong RaTEScore performance across diagnostic basis, differential diagnosis, therapeutic principle, and treatment plan, especially on evidence-sensitive reasoning dimensions. Although some LLMs obtain competitive BLEU scores, their lower RaTEScore indicates that surface overlap does not necessarily reflect clinically faithful reasoning. Table 2 further confirms that MedCollab achieves the best overall relevance, completeness, and medical correctness under clinician-involved LLM-assisted evaluation.

After quantitative assessment, Fig. 4 displays a qualitative case of diagnostic report generation. In the case study, MedCollab can generate standardized reports matching reference results and provides additional treatment suggestions that were marked as acceptable by clinicians during case review.

4.3 Ablation Study

To evaluate the contribution of each core component, we conducted an ablation study on ClinicalBench and MIMIC-IV, with results presented in Table 3.

Impact of Logic Auditing. Removing the Logic Auditing mechanism causes the largest degradation, with ACC dropping from 76.9% to 49.7% on ClinicalBench, confirming that the verifier-guided logic auditing coordinated by the GP agent mechanism is essential for resolving inter-specialist conflicts and filtering logically flawed reasoning chains.

Impact of Relation Chain. Removing HDRC reduces ACC from 76.9% to 52.9% and DB RaTEScore from 62.0% to 51.7%, showing that relation modeling both enforces pathological coherence and provides the reasoning scaffold for accurate diagnosis.

Table 3. Ablation study on the ClinicalBench and MIMIC-IV dataset. Results are presented as Value_{CB} / Value_{MIMIC}.

Method	ACC	Entity-F1	DB RaTE	DD RaTE	TX RaTE
w/o Logic Auditing	49.7/41.5	29.6/32.9	51.7/46.8	46.6/22.0	37.5/34.9
w/o HDRC	52.9/40.2	31.0/32.6	51.7/45.3	46.2/21.9	37.0/35.0
MedCollab (Full)	76.9/57.7	36.7/37.8	62.0/52.1	50.8/23.0	37.6/36.6

5 Conclusion

We presented MedCollab, an IBIS-guided multi-agent framework for full-cycle clinical diagnosis and diagnostic report generation. By combining dynamic specialist recruitment, evidence-traceable IBIS argumentation, Hierarchical Disease Relation Chains, and verifier-guided logic auditing, it transforms fragmented diagnostic predictions into structured and pathology-aware clinical reasoning. Experiments on ClinicalBench and MIMIC-IV show that MedCollab consistently improves diagnostic accuracy, evidence consistency, and clinical reasoning quality over leading LLMs and medical multi-agent baselines. Ablation results further confirm that both Logic Auditing and HDRC are essential for reducing hallucinations and maintaining coherent disease-relation reasoning. The bilingual English–Chinese evaluation also makes the benchmark setting more aligned with Chinese clinical NLP scenarios while preserving cross-lingual comparability.

References

1. AI, Z.: GLM-4.7: Advancing the Coding Capability and Complex Reasoning (2026), <https://z.ai/blog/glm-4.7>
2. Chen, J., Cai, Z., Ji, K., Wang, X., Liu, W., Wang, R., Wang, B.: Towards Medical Complex Reasoning with LLMs through Medical Verifiable Problems. In: Findings of ACL 2025. pp. 14552–14573 (2025)
3. Choi, J.J., Gribben, J., Lin, M., Abramson, E.L., Aizer, J.: Using an experiential learning model to teach clinical reasoning theory and cognitive bias: an evaluation of a first-year medical student curriculum. *Medical Education Online* **28**(1), 2153782 (2023)
4. Conklin, J., Begeman, M.L.: gIBIS: a hypertext tool for exploratory policy discussion. *ACM Transactions on Information Systems* **6**(4), 303–331 (1988)
5. DeepMind, G.: Gemini 3: Frontier Intelligence Built for Speed and Reasoning (2025), <https://blog.google/products-and-platforms/products/gemini/gemini-3-flash/>
6. Donroe, J.H., Egger, E., Soares, S., Sofair, A.N.: Clinical Reasoning: Perspectives of Expert Clinicians on Reasoning Through Complex Clinical Cases. *Cureus* **16**(1) (2024)
7. Johnson, A.E., Bulgarelli, L., Shen, L., Gayles, A., Shammout, A., Horng, S., Pollard, T.J., Hao, S., Moody, B., Gow, B., et al.: MIMIC-IV, a freely accessible electronic health record dataset. *Scientific Data* **10**(1), 1 (2023)
8. Kim, Y., Park, C., Jeong, H., Chan, Y.S., Xu, X., McDuff, D., Lee, H., Ghassemi, M., Breazeal, C., Park, H.W.: MDAgents: An Adaptive Collaboration of LLMs for Medical Decision-Making. In: *NeurIPS 2024*. vol. 37, pp. 79410–79452 (2024)
9. Kuntz, W., Ter Horst, R.J.: *Issues as Elements of Information Systems* (1970)
10. Labrak, Y., Bazoge, A., Morin, E., Gourraud, P.A., Rouvier, M., Dufour, R.: BioMistral: A Collection of Open-Source Pretrained Large Language Models for Medical Domains. In: *Findings of ACL 2024*. pp. 5848–5864 (2024)
11. Li, B., Yan, T., Pan, Y., Luo, J., Ji, R., Ding, J., Xu, Z., Liu, S., Dong, H., Lin, Z., Wang, Y.: MMedAgent: Learning to use medical tools with multi-modal agent. In: *Findings of EMNLP 2024*. pp. 9815–9833 (2024)
12. Ma, S., Huang, J., Zhang, F., Wu, J., Shen, Y., Fan, G., Zhang, Z., Zang, Z.: MedLA: A logic-driven multi-agent framework for complex medical reasoning with large language models. In: *Proceedings of AAAI 2026*. vol. 40, pp. 845–853 (2026)
13. Manning, C.D.: *Introduction to Information Retrieval*. Syngress Publishing (2008)
14. McDuff, D., Schaekermann, M., Tu, T., Palepu, A., Wang, A., Garrison, J., Singhal, K., Natarajan, V., Matias, Y., Liu, Y., et al.: Towards accurate differential diagnosis with large language models. *Nature* **642**(8067), 451–457 (2025)
15. Meyer, A.N., Giardina, T.D., Khawaja, L., Singh, H.: Patient and clinician experiences of uncertainty in the diagnostic process: Current understanding and future directions. *Patient Education and Counseling* **104**(11), 2606–2615 (2021)
16. OpenAI: Hello GPT-4o (2024), <https://openai.com/blog/chatgpt-4o>
17. Peng, C., Yang, X., Chen, A., Smith, K.E., PourNejatian, N., Costa, A.B., Martin, C., Flores, M.G., Zhang, Y., Magoc, T., et al.: A study of generative large language model for medical research and healthcare. *npj Digital Medicine* **6**(1), 210 (2023)
18. Rose, D.P., Hung, C.C., Lepri, M., Alqassem, I., Gashteovski, K., Lawrence, C.: MEDDxAgent: A Unified Modular Agent Framework for Explainable Automatic Differential Diagnosis. In: *Proceedings of ACL 2025*. pp. 13803–13826 (2025)

19. Rutter, P.: The importance of clinical reasoning in differential diagnosis for non-medical prescribers, nurses and pharmacists. *Clinics in Integrated Care* **31**, 100271 (2025)
20. Singhal, K., Tu, T., Gottweis, J., Sayres, R., Wulczyn, E., Amin, M., Hou, L., Clark, K., Pfohl, S., Cole-Lewis, H., et al.: Toward expert-level medical question answering with large language models. *Nature Medicine* **31**, 943–950 (2025)
21. Tang, X., Zou, A., Zhang, Z., Li, Z., Zhao, Y., Zhang, X., Cohan, A., Gerstein, M.: MedAgents: Large Language Models as Collaborators for Zero-shot Medical Reasoning. In: *Findings of ACL 2024*. pp. 599–621 (2024)
22. Tu, T., Azizi, S., Driess, D., Schaekermann, M., Amin, M., Chang, P.C., Carroll, A., Lau, C., Tanno, R., Ktena, I., et al.: Towards conversational diagnostic artificial intelligence. *Nature* (2025)
23. Wang, Z., Wu, J., Cai, L., Low, C.H., Yang, X., Li, Q., Jin, Y.: MedAgent-Pro: Towards Evidence-based Multi-modal Medical Diagnosis via Reasoning Agentic Workflow. In: *ICLR 2026* (2026)
24. Wu, C., Lin, W., Zhang, X., Zhang, Y., Xie, W., Wang, Y.: PMC-LLaMA: toward building open-source language models for medicine. *Journal of the American Medical Informatics Association* **31**(9), 1833–1843 (2024)
25. Xiong, G., Jin, Q., Lu, Z., Zhang, A.: Benchmarking Retrieval-Augmented Generation for Medicine. In: *Findings of ACL 2024*. pp. 6233–6251 (2024)
26. Yan, W., Liu, H., Wu, T., Chen, Q., Wang, W., Chai, H., Wang, J., Zhao, W., Zhang, Y., Zhang, R., et al.: ClinicalLab: Aligning Agents for Multi-Departmental Clinical Diagnostics in the Real World. [arXiv:2406.13890](https://arxiv.org/abs/2406.13890) (2024)
27. Yang, A., Li, A., Yang, B., Zhang, B., Hui, B., Zheng, B., Yu, B., Gao, C., Huang, C., Lv, C., et al.: Qwen3 Technical Report. [arXiv:2505.09388](https://arxiv.org/abs/2505.09388) (2025)
28. Zhang, H., Qiu, B., Feng, Y., Li, S., Ma, Q., Zhang, X., Ju, Q., Yan, D., Xie, J.: Baichuan4-Finance Technical Report. [arXiv:2412.15270](https://arxiv.org/abs/2412.15270) (2024)
29. Zhao, W., Wu, C., Zhang, X., Zhang, Y., Wang, Y., Xie, W.: RaTEScore: A Metric for Radiology Report Generation. In: *Proceedings of EMNLP 2024*. pp. 15004–15019 (2024)