

SODA-CitrON: Static Object Data Association by Clustering Multi-Modal Sensor Detections Online

Jan Nausner

Center for Digital Safety & Security
Austrian Institute of Technology GmbH
Vienna, Austria
jan.nausner@ait.ac.at

Kilian Wohlleben

Center for Digital Safety & Security
Austrian Institute of Technology GmbH
Vienna, Austria
kilian.wohlleben@ait.ac.at

Michael Hubner

Center for Digital Safety & Security
Austrian Institute of Technology GmbH
Vienna, Austria
michael.hubner@ait.ac.at

Abstract—The online fusion and tracking of static objects from heterogeneous sensor detections is a fundamental problem in robotics, autonomous systems, and environmental mapping. Although classical data association approaches such as JPDA are well suited for dynamic targets, they are less effective for static objects observed intermittently and with heterogeneous uncertainties, where motion models provide minimal discriminative power with respect to clutter. In this paper, we propose a novel method for static object data association by clustering multi-modal sensor detections online (SODA-CitrON), while simultaneously estimating positions and maintaining persistent tracks for an unknown number of objects. The proposed unsupervised machine learning approach operates in a fully online manner and handles temporally uncorrelated and multi-sensor measurements. Additionally, it has a worst-case loglinear complexity in the number of sensor detections while providing full output explainability. We evaluate the proposed approach in different Monte Carlo simulation scenarios and compare it against state-of-the-art methods, including POM-based filtering, DBSTREAM clustering, and JPDA. The results demonstrate that SODA-CitrON consistently outperforms the compared methods in terms of F1 score, position RMSE, MOTP, and MOTA in the static object mapping scenarios studied.

I. INTRODUCTION

The fusion and association of object-level information from heterogeneous sensors is a central problem in robotics, autonomous systems, and surveillance. Today, perception systems increasingly rely on multi-modal sensing techniques to reliably operate in complex and uncertain environments. In a multitude of application domains, the objective is not solely to detect objects but to construct and sustain a persistent spatial map of static objects.

Such requirements emerge in a broad spectrum of use cases, including robotic exploration [1], environmental and agricultural mapping [2], [3], and autonomous driving [4], [5]. Here, it is vital to detect and track static landmarks such as trees, crops, terrain features, roadside structures, and other persistent environmental objects to perform navigation and maintain long-term autonomy. Similar demands arise in search & rescue, survey, and threat detection scenarios. In these situations, static objects that pose a potential threat to humans (e.g., chemical, biological, radiological, nuclear, and explosive

(CBRNE) hazards) must be reliably detected and precisely located [6]–[8]. Furthermore, the ability to consistently associate repeated detections from heterogeneous sensors with persistent object hypotheses is critical, especially in the context of emergency response. This is crucial for minimizing the risk of loss of life and human exposure to danger and for enabling informed decision-making during operations.

In this paper, we explicitly focus on online data association for static objects, observed asynchronously by heterogeneous sensors. Our proposed approach, termed SODA-CitrON, employs clustering of multi-modal detections for concurrently estimating positions and maintaining persistent tracks for an unknown number of objects, while reducing clutter and providing output explainability. The novel method runs fully online with worst-case loglinear complexity in the number of detections, rendering it suitable for real-time systems processing large numbers of detections.

A. Related Work

Data association has historically been explored in the context of multi-target tracking, where classical approaches, including joint probabilistic data association (JPDA) and its variants, are well established and highly effective for tracking moving targets observed at regular intervals [9]. However, they are considerably less suitable for situations with mainly static objects, where motion models provide little discriminative power, observations may be temporally sparse or uncorrelated, and sensor-specific uncertainties dominate the association problem [9], [10]. In such cases, the association process must rely primarily on spatial proximity, measurement uncertainty, and sensor characteristics. Several works explicitly addressing static object association [11]–[14] remain limited in terms of multi-modal detection handling, positioning accuracy, and online capability.

This becomes even more challenging in the context of heterogeneous sensor setups, where differing resolutions, fields of view, noise characteristics, and detection semantics must be considered. Bayesian filters operating on probabilistic occupancy maps (POMs) [15], [16] aim to improve feature-level fusion in mixed sensor systems. They focus on reducing false positives and increasing robustness, but lack detection association mechanisms. Additionally, clustering-based approaches

have been investigated for data association, track-to-track fusion, and multi-target tracking [17]–[19]. These approaches typically use density-based algorithms, such as DBSCAN [20], and focus on moving objects. Online clustering methods for data streams [21], [22] provide a solid foundation for associating repeated detections due to their scalability and ability to handle an unknown number of objects. However, they lack mechanisms for maintaining persistent object identities and explicit modeling of heterogeneous sensor uncertainties and detection confidences.

B. Contributions

In this work, a novel method, named SODA-CitrON, is proposed to perform static object data association in clutter. SODA-CitrON is rooted in the density-based online clustering method DBSTREAM [22], which is extended with the following mechanisms:

- Non-linear confidence-based weighting of sensor detections for static object track initiation
- Information filtering for online static object state estimation
- Unique ID assignment for consistent object tracking

Furthermore, the computational complexity of SODA-CitrON is analyzed. Finally, a Monte Carlo simulation framework for systematically evaluating the proposed methodology and related state-of-the-art methods on heterogeneous multi-sensor, multi-object static object data association scenarios is introduced.

C. Paper Organization

The structure of this paper is as follows. Section II provides a detailed description of the proposed methodology, starting with the problem statement and finalizing with a summary of key assumptions and a computational complexity analysis. Section III elaborates on the evaluation setup, encompassing the experimental configuration, the scenarios considered, and the methods that were utilized for comparison. In Section IV, the results are discussed and limitations analyzed. Finally, section V concludes the paper by summarizing the key takeaways and outlining directions for future work.

II. METHODOLOGY

A. Problem Statement

Multiple static (non-moving) objects $k \in \mathcal{K} = \{1, \dots, N_K\}$, potentially of different type ($t_k \in \mathcal{T}$), with unknown true positions $\mathbf{x}_k = [x_k, y_k]^T$ are spread over a region of interest (ROI). Multiple sensors $s \in \mathcal{S} = \{1, \dots, N_S\}$, stationary or moving, scan the ROI in order to detect all objects in \mathcal{K} . Each sensor is capable of detecting a subset of all object types, with varying detection probabilities for each type ($P_D^{(t,s)}, t \in \mathcal{T}, s \in \mathcal{S}$). All sensors together produce a sequence of N_Z detections $Z_n^{(s)} = (\mathbf{z}_n^{(s)}, \pi_n^{(s)}, \mathbf{R}_n^{(s)})$, $s \in \mathcal{S}$, $n \in \{1, \dots, N_Z\}$, with measured positions $\mathbf{z}_n^{(s)} = [x_n^{(s)}, y_n^{(s)}]^T$, confidence (probability of true object detection) $\pi_n^{(s)} \in [0, 1]$, which is typically related to the signal-to-noise ratio (SNR) at

the detector, and position covariance matrix $\mathbf{R}_n^{(s)} \in \mathbb{R}^{2 \times 2}$. Each of these detections is a true object detection (with probability $\pi_n^{(s)}$) or clutter (with probability $1 - \pi_n^{(s)}$). Sensors are not assumed to perform simultaneous ROI scans. Hence, the detection sequence can be of arbitrary order and the temporal correlation of detections of a particular object by different sensors is not presupposed.

For each sensor $s \in \mathcal{S}$, the detected position of the object \mathbf{x}_k , $k \in \mathcal{K}$ is given by

$$\mathbf{z}_n^{(s)} = \mathbf{H}^{(s)} \mathbf{x}_k + \mathbf{v}_n^{(s)}, \quad \mathbf{v}_n^{(s)} \sim \mathcal{N}(\mathbf{0}, \mathbf{R}_n^{(s)}), \quad (1)$$

where $\mathbf{H}^{(s)} \in \mathbb{R}^{2 \times 2}$ represents the known measurement model and $\mathbf{v}_n^{(s)}$ specifies the measurement noise, defined by a zero-mean gaussian distribution with known (estimated) noise covariance $\mathbf{R}_n^{(s)}$.

The goal is to estimate the set of objects $\hat{\mathcal{K}} = \mathcal{C}_n$, based on the sequence of sensor detections $Z_n^{(s)}$, $s \in \mathcal{S}$, $n \in \{1, \dots, N_Z\}$. The estimated number of objects present in the ROI is thus given by $\hat{N}_K = |\mathcal{C}_n|$. Each object $c \in \mathcal{C}_n$ shall be defined by its estimated position $\hat{\mathbf{x}}_n^{(c)}$. Furthermore, a position covariance $\mathbf{P}_n^{(c)}$ should be provided. As indicated by the index n , this computation should be performed online: the method must be able to provide intermediate state estimates based on the detections it has seen so far, not only in the end, when all detections are available.

B. Sequential State Estimation for Static Objects

First, the problem of sequentially updating the estimated position $\hat{\mathbf{x}}_n^{(c)}$, $n \in \{1, \dots, N_Z\}$ of an object $c \in \mathcal{C}$ given sensor detection tuples $Z_i^{(s)}$, $i \in \{1, \dots, n\}$ is addressed in isolation. The joint static object data association and state estimation will be further developed in Section II-C. Based on the assumptions stated in Section II-A, the information filter is a good choice to solve this problem [23]. The information filter is an algebraically equivalent formulation of the Kalman filter, centered around the information matrix

$$\mathbf{Y}_n^{(c)} = \mathbf{P}_n^{(c)-1} \in \mathbb{R}^{2 \times 2} \quad (2)$$

as the inverse of the posterior covariance matrix $\mathbf{P}_n^{(c)}$ and the information vector

$$\hat{\mathbf{y}}_n^{(c)} = \mathbf{P}_n^{(c)-1} \hat{\mathbf{x}}_n^{(c)} \quad (3)$$

respectively. Using this formulation allows for a simplification of the filter update step, as compared to the Kalman filter. Note that the filter prediction step is not relevant for static targets and hence can be omitted. The update step becomes a simple sum for the information matrix

$$\begin{aligned} \mathbf{Y}_n^{(c)} &= \mathbf{Y}_{n-1}^{(c)} + \mathbf{H}^{(s)} \mathbf{R}_n^{(s)-1} \mathbf{H}^{(s)T} \\ &= \mathbf{Y}_0^{(c)} + \sum_{i=1}^n \mathbf{H}^{(s)} \mathbf{R}_i^{(s)-1} \mathbf{H}^{(s)T} \end{aligned} \quad (4)$$

as well as for the information vector

$$\begin{aligned} \hat{\mathbf{y}}_n^{(c)} &= \hat{\mathbf{y}}_{n-1}^{(c)} + \mathbf{H}^{(s)} \mathbf{R}_n^{(s)-1} \mathbf{z}_n^{(s)} \\ &= \hat{\mathbf{y}}_0^{(c)} + \sum_{i=1}^n \mathbf{H}^{(s)} \mathbf{R}_i^{(s)-1} \mathbf{z}_i^{(s)}. \end{aligned} \quad (5)$$

The information filter is initialized with $\mathbf{Y}_0^{(c)} = \mathbf{0}$ and $\hat{\mathbf{y}}_0^{(c)} = \mathbf{0}$. The posterior covariance and state estimates can be obtained at any time step by $\mathbf{P}_n^{(p)} = \mathbf{Y}_n^{(p)-1}$ and $\hat{\mathbf{x}}_n^{(p)} = \mathbf{P}_n^{(p)} \hat{\mathbf{y}}_n^{(p)}$ respectively.

Furthermore, the information filter formulation allows for simple track-to-track fusion of objects. The information matrix of fused object c' , resulting from the fusion of objects $c_1, c_2 \in \mathcal{C}$, $c_1 \neq c_2$, is given by

$$\mathbf{Y}_n^{(c')} = \mathbf{Y}_n^{(c_1)} + \mathbf{Y}_n^{(c_2)} \quad (6)$$

and the fused information vector is obtained as

$$\hat{\mathbf{y}}_n^{(c')} = \hat{\mathbf{y}}_n^{(c_1)} + \hat{\mathbf{y}}_n^{(c_2)}. \quad (7)$$

C. Static Object Data Association

In the next step, the problem of online static object data association and state estimation with appropriate track initiation is addressed. This essentially amounts to deciding for each new sensor measurement if it is likely a true object detection and later, to which object it should be associated, or if it is clutter (known as the data association problem). Furthermore, a mechanism is required to initialize tracked objects from the sensor measurements seen so far (known as the track initiation problem). For this purpose, the state-of-the-art density-based online clustering algorithm DBSTREAM [22] is extended. This method is well suited to solve the problem introduced in Section II-A, as detections are expected to form dense clusters around the true object positions, while clutter is expected to spread uniformly with low density throughout the ROI. Furthermore, it has the advantage of being able to process data streams sequentially, as opposed to related traditional clustering methods such as DBSCAN [20]. The resulting novel method is named SODA-CitrON. Note that in the following paragraphs the indices n and s will be omitted to increase readability, and $\mathbf{H}^{(s)} = \mathbf{I}$, $\forall s \in \mathcal{S}$.

At the core of SODA-CitrON is the set of potential objects $\mathcal{P} = \{1, \dots, N_P\}$ (referred to as micro-clusters in [22]), where $\mathcal{C} \subseteq \mathcal{P}$ (the set of estimated objects \mathcal{C} is referred to as clusters in [22]). The initialization of a new potential object is shown in Lines 5-7 of Algorithm 1, starting with the creation of a new unique object ID. The state of any potential object $p \in \mathcal{P}$ is given by $P^{(p)} = (\hat{\mathbf{y}}^{(p)}, \mathbf{Y}^{(p)}, w^{(p)})$, including information filter states and confidence-based weight, which will be introduced in the following paragraphs.

In a first extension of DBSTREAM, SODA-CitrON introduces the confidence-based weight w for a detection Z , as shown in Line 3 of Algorithm 1. State-of-the-art tracking systems often use track initiation rules based on the number of associated detections (e.g. detections in N out of M time steps) or based on the track score [9], which can be well suited for moving objects, but were found to be over-confident for the static object situation presented in Section II-A. To address this issue, the detection weight is computed via a non-linear transformation based on the detection confidence π :

$$f(x) := \frac{e^{\beta x} - 1}{e^{\beta} - 1} w_{max}, \quad \forall x \in [0, 1], \text{ with } w = f(\pi). \quad (8)$$

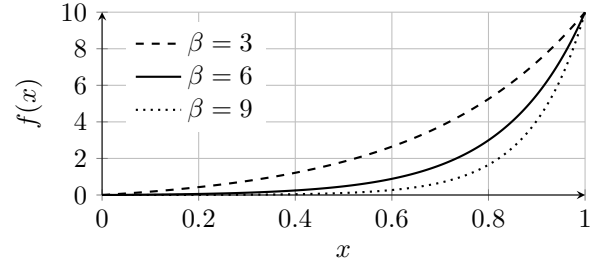


Fig. 1: Confidence to weight transformation (Eq. 8) for $\beta \in \{3, 6, 9\}$ and $w_{max} = 10$.

The transformation $f(x)$ is parameterized with the steepness factor β and maximum weight w_{max} , and different parameterizations of $f(x)$ are shown in Fig. 1. This weight transformation strongly down-weights low confidence detections, leading to a situation where a disproportionately high number of low confidence detections is required to initiate a target, while conversely only a single high-confidence detection suffices to initiate an object. If a detection is associated with a potential object, the detection weight is added to the weight $w^{(p)}$ of the potential target, as shown in Line 12 of Algorithm 1. Note that the actual object (track) initiation occurs in Line 19 of Algorithm 2, explained in more detail in the following paragraphs.

Furthermore, SODA-CitrON introduces an information filter in DBSTREAM to sequentially update the position estimate and position covariance of a potential object $p \in \mathcal{P}$. If a new sensor detection Z is associated with an existing potential object, the filter is updated accordingly with the measured position and covariance, as shown in lines 10-11 in Algorithm 1, implementing Eqs. 4 and 5. Note that the remaining lines 13-25 of Algorithm 1 remain unchanged compared to DBSTREAM, leaving the shared density update and cluster collapse prevention mechanisms intact.

The reclustering step of SODA-CitrON is essentially the same as in DBSTREAM, preserving the search for connected components within the connectivity graph, given by the set of potential targets \mathcal{P} and the weighted adjacency list \mathcal{V} . The intersection factor is set to $\alpha = 0.3$, as suggested in [22]. The main addition is in the adaption of the potential object fusion. Lines 12-14 in Algorithm 2 show the fusion of extended potential object states according to the methods outlined in Section II-A. The final objects \mathcal{C} are determined after reclustering by selecting all potential objects that exceed the minimum weight w_{min} . This is shown on Line 19 of Algorithm 2. Recall that the object position estimates and position covariances can be recovered from $P^{(c)}$, $c \in \mathcal{C}$ according to the relations shown in Eqs. 2 and 3. The parameter w_{min} mainly affects the clutter filtering ability, where a large w_{min} tends to decrease the number of false positives at the cost of fewer true positives, and a small w_{min} tends to show the opposite effect. The clustering threshold r favors the separation of closely spaced objects when set to a small value, at the cost of potentially rejecting valid neighboring

Algorithm 1 SODA-CitrON Update

Require: Input: $Z = (\mathbf{z}, \pi, \mathbf{R})$ **Require:** Parameters: r , Transformation: $f(x)$ **Require:** Internal State: $\mathcal{P}, \mathcal{P}_0 \leftarrow \emptyset, \mathcal{D}, \mathcal{D}_0 \leftarrow \emptyset$

```

1:  $\mathcal{N} \leftarrow \{p \in \mathcal{P} \mid \|\hat{\mathbf{x}}^{(p)} - \mathbf{z}\| < r\}$   $\triangleright$  Determine neighbors
2:  $\mathbf{Y} \leftarrow \mathbf{R}^{-1}$   $\triangleright$  Input information matrix
3:  $w \leftarrow f(\pi)$   $\triangleright$  Confidence-based weight
4: if  $|\mathcal{N}| < 1$  then  $\triangleright$  Add new potential object
5:    $p \leftarrow \text{newID}()$ 
6:    $\mathcal{P} \leftarrow \mathcal{P} \cup \{p\}, \hat{\mathbf{y}}^{(p)} \leftarrow \mathbf{Y}\mathbf{z}, \mathbf{Y}^{(p)} \leftarrow \mathbf{Y}$ 
7:    $l^{(p)} \leftarrow \log \frac{\pi}{1-\pi}, w^{(p)} \leftarrow w$ 
8: else  $\triangleright$  Update existing potential objects
9:   for  $i \in \mathcal{N}$  do
10:     $\hat{\mathbf{y}}^{(i)} \leftarrow \hat{\mathbf{y}}^{(i)} + \mathbf{Y}\mathbf{z}$ 
11:     $\mathbf{Y}^{(i)} \leftarrow \mathbf{Y}^{(i)} + \mathbf{Y}$ 
12:     $w^{(i)} \leftarrow w^{(i)} + w$ 
13:    for  $j \in \mathcal{N}$  and  $j > i$  do  $\triangleright$  Update shared density
14:       $d^{(ij)} \leftarrow d^{(ij)} + w$ 
15:      if  $d^{(ij)} \notin \mathcal{D}$  then
16:         $\mathcal{D} \leftarrow \mathcal{D} \cup \{d^{(ij)}\}$ 
17:      end if
18:    end for
19:  end for
20: for  $(i, j) \in \mathcal{N} \times \mathcal{N}$  and  $i > j$  do
21:   if  $\|\hat{\mathbf{x}}^{(i)} - \hat{\mathbf{x}}^{(j)}\| < r$  then  $\triangleright$  Prevent collapse
22:    Revert  $P^{(i)}, P^{(j)}$  to previous states
23:   end if
24: end for
25: end if

```

detections. A large r in turn promotes the merging of closely spaced objects.

Finally, note that the fading and cleanup mechanism of DBSTREAM is removed from SODA-CitrON because by definition there is no movement among static objects.

D. Key Assumptions

SODA-CitrON relies on the following assumptions in order to perform well in static object data association scenarios with heterogeneous multi-sensor systems:

- Sensor detection position errors are moderate to low.
- Sensors provide at least one high-confidence detection or multiple low confidence detections of an object.
- Sensors provide a meaningful confidence estimate for their detections.
- Clutter detections generally have lower detection confidence than true detections and are more sparse.

E. Computational Complexity

In [22] it is shown that the time complexity for the clustering (update) step is in $\mathcal{O}(dN_Z \log(|\mathcal{P}_{max}|) + N_Z |\mathcal{N}_{max}|^2)$ and $\mathcal{O}(|\mathcal{P}_{max}| \log(|\mathcal{P}_{max}|) + 2|\mathcal{P}_{max}| |\mathcal{N}_{max}| + |\mathcal{P}_{max}|)$ for the reclustering step. d refers to the dimensionality of the vectors \mathbf{x} and \mathbf{z} , where setting the dimensionality $d = 2$ yields $\mathcal{N}_{max} = 6$ [22]. Furthermore, the worst case number of

Algorithm 2 SODA-CitrON Reclustering

Require: Parameters: w_{min}, α **Require:** Internal State: \mathcal{P}, \mathcal{D} **Ensure:** Output: \mathcal{C}

```

1:  $\mathcal{V} \leftarrow \emptyset$   $\triangleright$  Weighted adjacency list
2: for  $d^{(ij)} \in \mathcal{D}$  do
3:   if  $w^{(i)} \geq w_{min}$  and  $w^{(j)} \geq w_{min}$  then
4:      $v^{(ij)} \leftarrow \frac{d^{(ij)}}{(w^{(i)} + w^{(j)})/2}$ 
5:      $\mathcal{V} \leftarrow \mathcal{V} \cup \{v^{(ij)}\}$ 
6:   end if
7: end for
8:  $\mathcal{G} \leftarrow \text{connectedComponents}(\mathcal{V} \geq \alpha)$ 
9: for  $g \in \mathcal{G}$  do
10:  for  $i \in g$  do
11:    for  $j \in g$  and  $i > j$  do  $\triangleright$  Fuse connected objects
12:       $\hat{\mathbf{y}}^{(i)} \leftarrow \hat{\mathbf{y}}^{(i)} + \hat{\mathbf{y}}^{(j)}$ 
13:       $\mathbf{Y}^{(i)} \leftarrow \mathbf{Y}^{(i)} + \mathbf{Y}^{(j)}$ 
14:       $w^{(i)} \leftarrow w^{(i)} + w^{(j)}$ 
15:       $\mathcal{P} \leftarrow \mathcal{P} \setminus \{j\}$   $\triangleright$  Delete fused object
16:    end for
17:  end for
18: end for
19:  $\mathcal{C} \leftarrow \{p \in \mathcal{P} \mid w^{(p)} \geq w_{min}\}$   $\triangleright$  Determine final objects

```

potential objects $|\mathcal{P}_{max}|$ is equal to the total number of detections N_Z , representing a situation where there are no connected objects available for fusion during the reclustering step. Using this knowledge, the complexities are updated to $\mathcal{O}(2N_Z \log(N_Z) + 36N_Z)$ for the clustering step and to $\mathcal{O}(N_Z \log(N_Z) + 12N_Z + N_Z)$ for the reclustering step, yielding a final simplified asymptotic worst case time complexity of $\mathcal{O}(N_Z \log(N_Z))$ for SODA-CitrON. Note that this result is different from [22], as the fading and cleanup mechanisms are not used in SODA-CitrON. This time complexity analysis only holds under the assumption that the neighborhood computation in line 1 of listing 1 is implemented efficiently, e.g., by using spatial indexing data structures such as R-trees [24]. In the common case with medium clutter and many connected components in the shared density graph $|\mathcal{P}_{max}|$ is expected to be much smaller than N_Z , implying even faster computation.

III. EVALUATION

A. Setup

In this work, evaluation of SODA-CitrON and comparison to other methods are done via Monte Carlo simulations. For this purpose, a set of object types $\mathcal{T} = \{A, B, C, D\}$ is defined. Furthermore, the set of simulated sensors $\mathcal{S} = \{S1, S2, S3, S4, S5\}$ is defined, with the relevant sensor parameters listed in Tab. I. Note that \mathcal{N} signifies a discrete normal distribution, B signifies the beta distribution, and $\pi_{S1}(x)$ represents the following probability mass function:

$$\pi_{S1}(x) = \begin{cases} 0.25 & x = 0.5 \vee x = 0.75 \\ 0.5 & x = 1.0 \\ 0 & \text{otherwise} \end{cases} . \quad (9)$$

In Tab. I, $P_D^{(s,t)}$, $s \in \mathcal{S}, t \in \mathcal{T}$ is the detection probability of sensor type s with respect to object type t . The parameter Detections/object determines the number of detections generated by a sensor given a specific object type. The sensor position covariance matrix is given by $\mathbf{R}^{(s)} = \text{diag}((\sigma^{(s)})^2, (\sigma^{(s)})^2)$, $s \in \mathcal{S}$. Detection and clutter confidence parameterize the simulated sensor confidence of true and clutter detections, respectively. Finally, the clutter rate (clutter detections / m²) determines the poisson-distributed number of clutter detections per sensor, which are placed uniformly over the ROI. All Monte Carlo experiments were repeated 500

TABLE I: Sensor (S1–S5) simulation parameters.

Parameter	S1	S2	S3	S4	S5
$P_D^{(s,A)}$	0.4	0.8	-	0.6	0.8
$P_D^{(s,B)}$	0.7	-	0.85	0.6	0.3
$P_D^{(s,C)}$	0.9	0.4	0.4	0.6	0.7
$P_D^{(s,D)}$	0.8	0.4	0.4	0.6	0.7
Detections/object (A)	1	$\mathcal{N}(3, 1)$	-	1	$\mathcal{N}(2, 1)$
Detections/object (B)	1	-	1	1	$\mathcal{N}(2, 1)$
Detections/object (C)	1	$\mathcal{N}(3, 1)$	1	1	$\mathcal{N}(2, 1)$
Detections/object (D)	1	$\mathcal{N}(3, 1)$	1	1	$\mathcal{N}(2, 1)$
Position covariance $(\sigma^{(s)})^2$	0.015	0.167	0.082	0.082	0.376
Detection confidence $\pi_{det}^{(s)}$	$\pi_{S1}(x)$	$B(8, 2.5)$	$B(8, 2.5)$	$B(8, 2.5)$	$B(8, 2.5)$
Clutter confidence $\pi_{clutter}^{(s)}$	$\pi_{S1}(x)$	$B(8, 8)$	$B(8, 8)$	$B(8, 8)$	$B(8, 8)$
Clutter rate $\lambda^{(s)}$	0.0005	0.02	0.01	0.01	0.02

times. For the simulations, a computation node with 2 AMD EPYC 9254 24-Core processors and 512 GiB RAM was used.

B. Scenarios

Two simulation scenarios (A and B) were defined for the Monte Carlo experiments, as visualized in Fig. 2. These scenarios and the respective sensor simulation parameters in Tab. I were crafted according to the requirements from the search & rescue and CBRNE threat mapping use cases, as introduced in Section I. In scenario A, 25 objects of each object type (A,B,C,D) are randomly placed on an ROI of 150 m x 150 m, following a uniform distribution. For scenario B, objects of type A are placed in 5 rows (inter-row distance ca. 25 m) with spacing of ca. 5 m within rows (object positions are sampled randomly with mild noise) over the same ROI. Next to each object of type A, an object of type B is randomly placed within a radius of 0.5-1.5 m. In total, there are 105 objects of type A and 105 objects of type B in the scenario. Scenario A had between 1657 and 1897 sensor detections for each run and Scenario B had between 2060 and 2300.

C. Method Comparison

In order to compare the static object data association performance of SODA-CitrON, the following methods with their respective parameters were selected.

1) *POM-based filter* [15]: Bayesian POM fusion with threshold $\theta = 0.75$, resolution 0.1 m x 0.1 m, no decay and no prior information.

2) *JPDA* [9]: Implementation of [25] with measurement noise = 0.12, clutter rate = 0.01, $P_D = 0.9$, $P_G = 0.9$, missed distance = 5.0 and track initiator with minimum detections = 3. The chosen motion model is an almost static random walk model with a noise diffusion coefficient = 0.0001 for both dimensions.

TABLE II: Detection radius per object type (A–D).

Parameter	A	B	C	D
Detection radius (normal) [m]	0.8	0.7	0.75	0.95
Detection radius (strict) [m]	0.3	0.2	0.25	0.45

3) *DBSTREAM* [22]: Implementation of [26] with $r = 1.1$, $\lambda = 0.0$, $t_{gap} = 1$, $w_{min} = 3$ and $\alpha = 0.3$.

4) *SODA-CitrON*: With $\beta = 6$, $w_{max} = 10$, $r = 1.1$, $w_{min} = 4.0$ and $\alpha = 0.3$.

Parameter selection is based on the scenario requirements and several test trials, which yielded a favorable parameter set for each method. Note that systematic optimization of algorithmic parameters is outside the scope of this work.

D. Evaluation Method

The different algorithms are evaluated primarily with respect to the F1 Score and the root mean squared error (RMSE) of the estimated positions. Each type of object is characterized by a detection radius as shown in Tab. II. This radius determines whether an estimated object, generated as an output of any static object data association method, is to be valued as a true positive or a false positive. The RMSE is then computed between the ground truths and the corresponding true detections, which are determined according to either the normal or the strict detection radius. The performance of the different algorithms over time is analyzed based on the F1 score, the multiple object tracking precision (MOTP), and the multiple object tracking accuracy (MOTA) metrics [27]. Note that only JPDA and SODA-CitrON support tracking in the sense that they assign an ID to each object, hence MOTA, incorporating ID switches, can only be computed for them.

IV. RESULTS

Example output position estimations for each algorithm for both scenarios are shown in Fig. 3. It is immediately apparent that, for the POM-based filter and for JPDA, more false positives are present after the data fusion step, as compared to DBSTREAM and SODA-CitrON. In both scenarios, a high detection rate is visible, likely because the runs contained a lot of sensor detections and there were detections present for most targets. Some targets could not be detected by any of the algorithms, for example the one at (73, 15), indicating that in this case there might not have been enough correlated sensor information present to reliably discern them from clutter. In

TABLE III: Average runtime [s] of the different methods.

Method	Scenario A	Scenario B
POM-based filter	746	1115
JPDA	1400	1978
DBSTREAM	36.4	50.0
SODA-CitrON (proposed)	6.4	8.4

Tab. III the average runtime for each of the algorithms for both scenarios is shown. The POM-based filter and JPDA have both had a comparatively long runtime across the board, whereas DBSTREAM and SODA-CitrON have both been relatively fast. Fig. 4 shows box plots for the F1 Score and

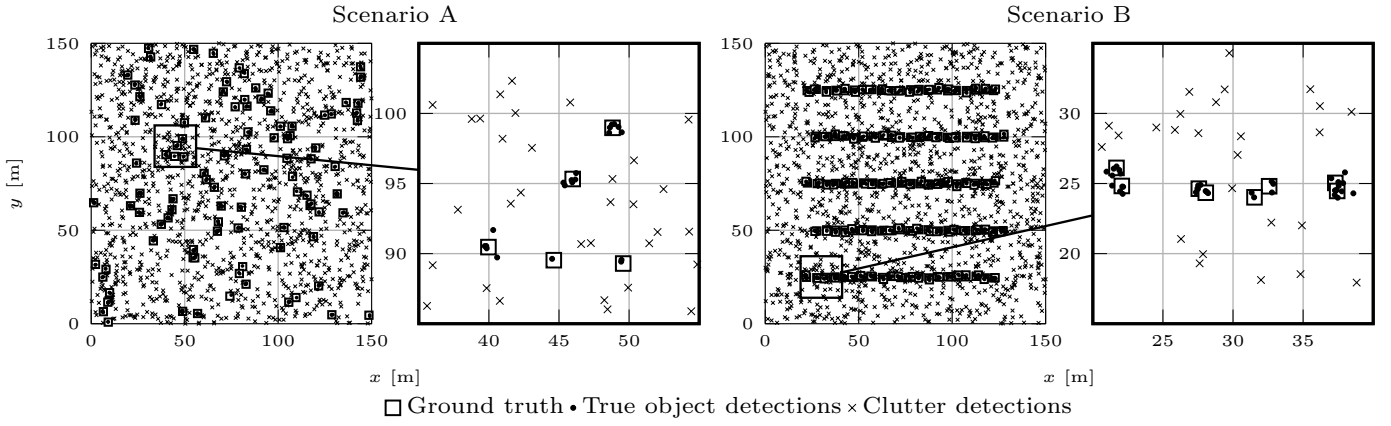


Fig. 2: One Monte Carlo instance of scenario A and scenario B, with ground truth and simulated sensor detections.

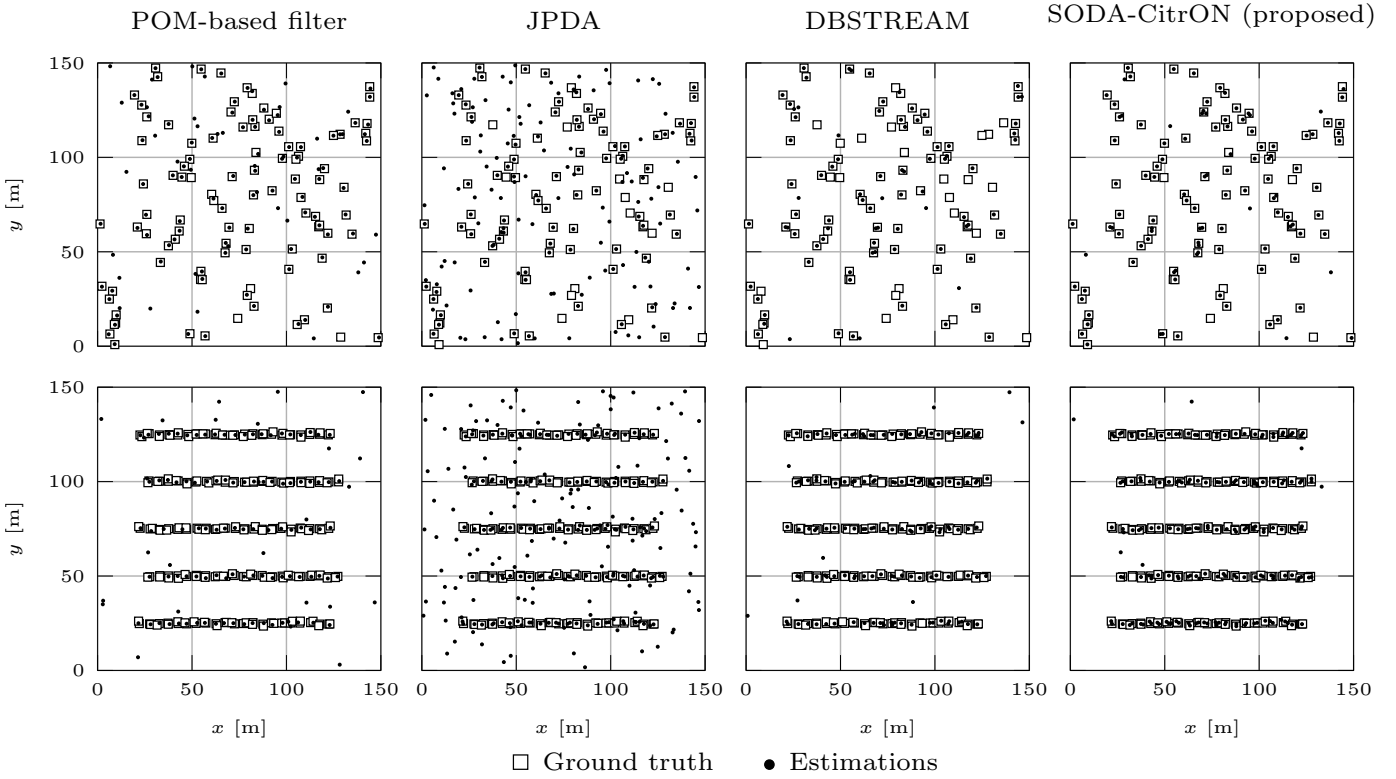


Fig. 3: Resulting object position estimations from the data shown in Fig. 2. Top row: scenario A, bottom row: scenario B.

the RMSE, where SODA-CitrON consistently outperforms the other algorithms. To verify this, a Wilcoxon signed-rank test [28] was performed to compare SODA-CitrON with all other methods, and for each test a very high significance level of $p < 10^{-6}$ was found. Fig. 5 shows the evolution of the F1 score over the number of detections, as well as the MOTP and MOTA tracking metrics based on the normal detection radius. The F1 score steadily increases with the number of detections for DBSTREAM and SODA-CitrON, while it plateaus or even declines for the POM-based filter and JPDA respectively. For MOTP, SODA-CitrON and JPDA are the algorithms that keep improving as more detections are added. Finally, MOTA keeps

increasing for SODA-CitrON, suggesting a non-significant amount of object ID switches, while it even decreases for JPDA as a result of the higher number of false positives. The results for Scenario B showed a very similar algorithmic behavior, and therefore, the plots were not included.

A. Discussion

SODA-CitrON performed best on all analyzed metrics in this somewhat curated example, demonstrating its validity for online fusion and tracking for static objects in cluttered multi-modal environments. The use of detection confidence and sensor positioning uncertainty within SODA-CitrON gives it a clear advantage over existing methods. The confidence

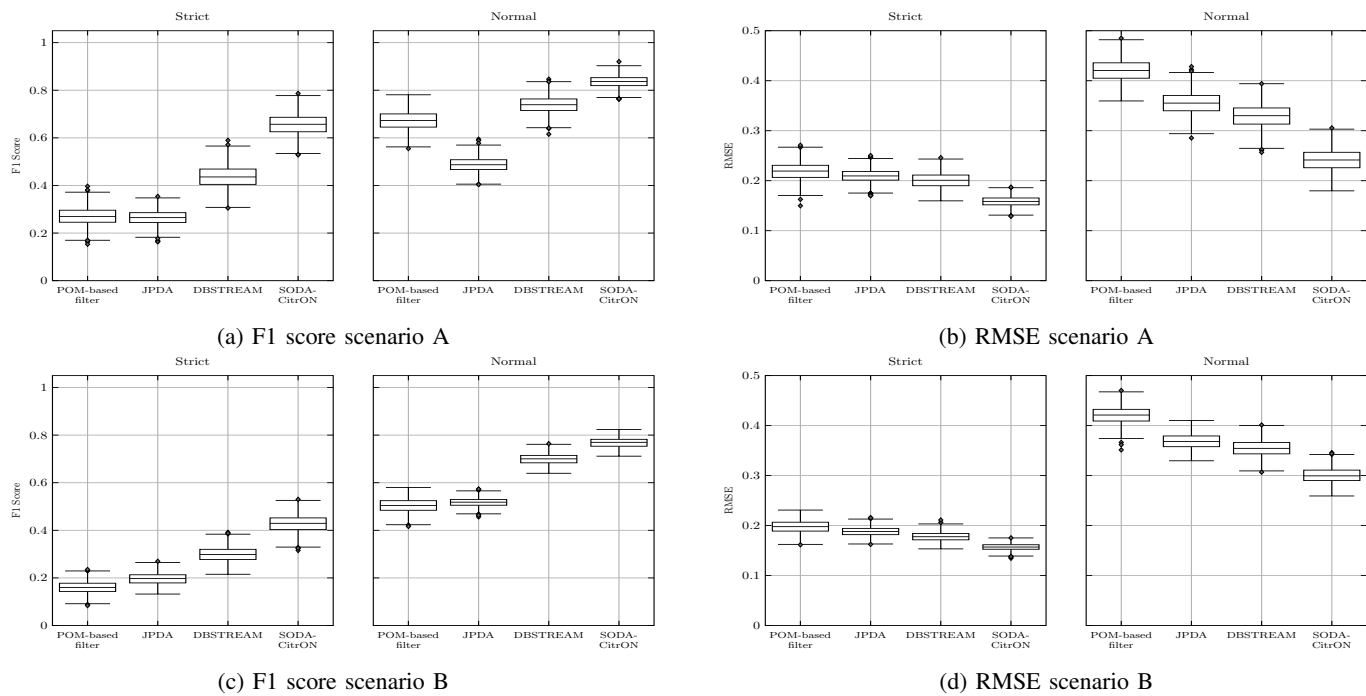


Fig. 4: Comparison of the key metrics for the different methods in both scenarios.

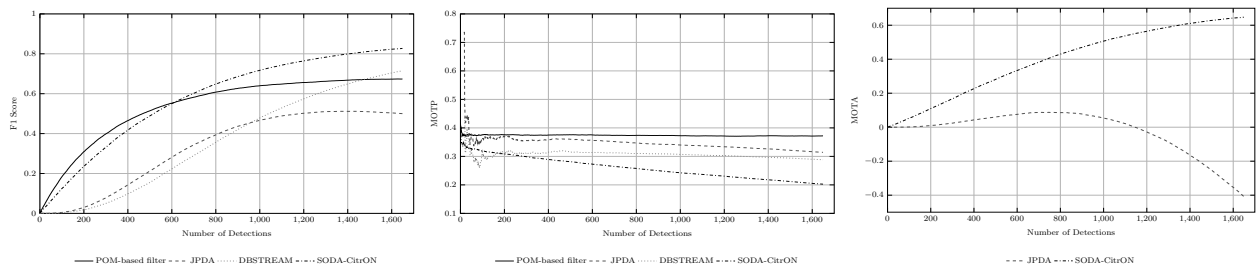


Fig. 5: Comparison of the key online metrics for the different methods in scenario A.

based weighting of SODA-CitrON helps in assigning targets faster when the confidence is high, while also reliably filtering clutter detections. In our experiment, DBSTREAM required three detections in a cluster to yield an output object (based on the parameterization), while SODA-CitrON produced a detection for a single observation, provided the confidence is high enough. Conversely, DBSTREAM will always assign an object, provided there are enough detections, while SODA-CitrON can still refuse assigning low confidence detections as a cluster. The parameter w_{min} and the choice of $f(x)$ provide more control to end users in balancing precision and recall. Compared to JPDA, it does not suffer from accumulation of noisy estimations from clutter, as the confidence requirements remove noisy detections. This works only under the assumption that the clutter is sparse or has low confidence. However, no method is expected to ever fully be capable of dealing with false sensor information. Using the uncertainty of the sensor position estimate with the information filter

helps SODA-CitrON achieve a continual improvement of the position estimate as more detections are included. Compared to DBSTREAM, which uses the mean of the cluster, SODA-CitrON gives more weight to more precise detections, thus improving positional accuracy.

Finally, a significant performance gain was shown, as SODA-CitrON proved to be more than 5 times faster than the second fastest method, DBSTREAM. Note that all implementations were done in Python, and for DBSTREAM and JPDA, third party implementations have been used that might not have been optimized for minimum runtime. However, a processing capability of ~ 250 detections per second as observed on a single core makes SODA-CitrON viable for demanding real-time multi-sensor systems.

V. CONCLUSION

This paper addressed the problem of online fusion and data association of static objects from heterogeneous and temporally uncorrelated sensor detections. Although classical

methods, such as JPDA, are effective for dynamic targets, their performance degrades in static object mapping scenarios with intermittent observations and heterogeneous uncertainties. To overcome these limitations, we proposed SODA-CitrON, a novel fully online, unsupervised approach based on clustering multi-modal sensor detections while simultaneously estimating positions and maintaining persistent tracks for an unknown number of objects.

The proposed method operates with worst-case loglinear complexity in the number of detections, making it suitable for real-time and large-scale deployments. Through extensive Monte Carlo simulations, we demonstrated that SODA-CitrON consistently outperforms state-of-the-art methods, including POM-based filtering, DBSTREAM clustering and JPDA, particularly in terms of positioning accuracy, F1-score, MOTP, and MOTA for various static object data association scenarios. These results highlight the robustness of the method in challenging multi-sensor scenarios with heterogeneous detection confidence and position uncertainty, as well as frequent clutter.

A. Future Work

Future studies should focus on testing SODA-CitrON in real-world scenarios with datasets obtained from field trials. In security related fields such as search & rescue, humanitarian de-mining or CBRNE threat mapping, the proposed methodology could improve system capabilities & performance. Furthermore, the influence of the method parameters on the data association performance must be systematically studied. In this context, it should be explored whether parameter optimization is viable for improving performance. Additionally, it should be investigated how the method can be generalized to work simultaneously for static and moving objects. Finally, more thorough experiments and data studies could be employed to formulate sensor requirements for successful static object data association.

REFERENCES

- [1] I. Hroob, S. Molina, R. Polvara, G. Cielniak, and M. Hanheide, "Adaptive robot localization in dynamic environments through self-learned long-term 3D stable points segmentation," *Robotics and Autonomous Systems*, vol. 181, p. 104786, Nov. 2024.
- [2] H. Ding, B. Zhang, J. Zhou, Y. Yan, G. Tian, and B. Gu, "Recent developments and applications of simultaneous localization and mapping in agriculture," *Journal of Field Robotics*, vol. 39, no. 6, pp. 956–983, 2022.
- [3] F. Samadzadegan, A. Toosi, and F. Dadrass Javan, "A critical review on multi-sensor and multi-platform remote sensing data fusion approaches: current status and prospects," *International Journal of Remote Sensing*, vol. 46, no. 3, pp. 1327–1402, Feb. 2025.
- [4] R. Pieroni, S. Specchia, M. Corno, and S. M. Savaresi, "Multi-Object Tracking with Camera-LiDAR Fusion for Autonomous Driving," in *2024 European Control Conference (ECC)*, Jun. 2024, pp. 2774–2779.
- [5] K. Shi, S. He, Z. Shi, A. Chen, Z. Xiong, J. Chen, and J. Luo, "Radar and Camera Fusion for Object Detection and Tracking: A Comprehensive Survey," *IEEE Communications Surveys & Tutorials*, vol. 28, pp. 3478–3520, 2026.
- [6] S. Schraml, M. Hubner, P. Taupe, M. Hofstätter, P. Amon, and D. Rothbacher, "Real-time gamma radioactive source localization by data fusion of 3d-lidar terrain scan and radiation data from semi-autonomous uav flights," *Sensors*, vol. 22, no. 23, p. 9198, 2022.
- [7] K. Hasselmann, M. Malizia, R. Caballero, F. Polignano, S. Govindaraj, J. Stigler, O. Ilchenko, M. Bajic, and G. De Cubber, "A multi-robot system for the detection of explosive devices," *arXiv preprint arXiv:2404.14167*, 2024.
- [8] S. Lekhak, E. J. Lentilucci, and A. W. Brinkley, "Viability of Substituting Handheld Metal Detectors with an Airborne Metal Detection System for Landmine and Unexploded Ordnance Detection," *Remote Sensing*, vol. 16, no. 24, p. 4732, Jan. 2024.
- [9] S. S. Blackman and R. Popoli, *Design and analysis of modern tracking systems*. Artech House, 1999.
- [10] Y. Bar-Shalom, T. E. Fortmann, and P. G. Cable, *Tracking and data association*. Academic Press, Inc., 1988.
- [11] A. Barker, D. Brown, and W. Martin, "Static data association with a terrain-based prior density," *IEEE Transactions on Systems, Man, and Cybernetics, Part C (Applications and Reviews)*, vol. 28, no. 1, pp. 151–157, Feb. 1998.
- [12] S. Guler, J. A. Silverstein, and I. H. Pushee, "Stationary objects in multiple object tracking," in *2007 IEEE Conference on Advanced Video and Signal Based Surveillance*, Sep. 2007, pp. 248–253.
- [13] K. Schueler, T. Weiherer, E. Bouzouraa, and U. Hofmann, "360 Degree multi sensor fusion for static and dynamic obstacles," in *2012 IEEE Intelligent Vehicles Symposium*, Jun. 2012, pp. 692–697.
- [14] S. L. Bowman, N. Atanasov, K. Daniilidis, and G. J. Pappas, "Probabilistic data association for semantic SLAM," in *2017 IEEE International Conference on Robotics and Automation (ICRA)*, May 2017, pp. 1722–1729.
- [15] M. Hubner, K. Wohlleben, M. Litzenberger, S. Veigl, A. Opitz, S. Grebien, and M.-T. Dvorak, "A bayesian approach-data fusion for robust detection of vandalism and trespassing related events in the context of railway security," in *2024 27th International Conference on Information Fusion (FUSION)*. IEEE, 2024, pp. 1–7.
- [16] K. Wohlleben, F. Siems, J. Nausner, and M. Hubner, "Bayesian Optimization for Parameter Selection in Fusion Systems," in *2025 28th International Conference on Information Fusion (FUSION)*, Jul. 2025, pp. 1–7.
- [17] J. Kim and J. Cho, "Dbscan-based tracklet association annealer for advanced multi-object tracking," *Sensors*, vol. 21, no. 17, 2021.
- [18] S. Xu, H.-S. Shin, and A. Tsourdos, "Distributed multi-target tracking with d-dbscan clustering," in *2019 Workshop on Research, Education and Development of Unmanned Aerial Systems (RED UAS)*, 2019, pp. 148–155.
- [19] A. Nurfalah, S. H. Supangkat, and E. Mulyana, "Effective & near real-time track-to-track association for large sensor data in Maritime Tactical Data System," *ICT Express*, vol. 10, no. 2, pp. 312–319, Apr. 2024.
- [20] M. Ester, H.-P. Kriegel, J. Sander, and X. Xu, "A density-based algorithm for discovering clusters in large spatial databases with noise," in *Proceedings of the Second International Conference on Knowledge Discovery and Data Mining*. AAAI Press, Aug. 1996, pp. 226–231.
- [21] F. Cao, M. Ester, W. Qian, and A. Zhou, "Density-Based Clustering over an Evolving Data Stream with Noise," vol. 2006, Apr. 2006.
- [22] M. Hahsler and M. Bolaños, "Clustering Data Streams Based on Shared Density between Micro-Clusters," *IEEE Transactions on Knowledge and Data Engineering*, vol. 28, no. 6, pp. 1449–1461, Jun. 2016.
- [23] Y. Bar-Shalom, X. R. Li, and T. Kirubarajan, *Estimation with applications to tracking and navigation: theory algorithms and software*. John Wiley & Sons, 2001.
- [24] A. Guttman, "R-trees: a dynamic index structure for spatial searching," *SIGMOD Rec.*, vol. 14, no. 2, pp. 47–57, Jun. 1984.
- [25] S. Hiscocks, J. Barr, N. Perree, J. Wright, H. Pritchett, O. Rosoman, M. Harris, R. Gorman, S. Pike, P. Carniglia, L. Vladimirov, and B. Oakes, "Stone soup: No longer just an appetiser," in *2023 26th International Conference on Information Fusion (FUSION)*, 2023, pp. 1–8.
- [26] J. Montiel, M. Halford, S. M. Mastelini, G. Bolmier, R. Sourty, R. Vaysse, A. Zouitine, H. M. Gomes, J. Read, T. Abdessalem, and A. Bifet, "River: machine learning for streaming data in Python," Dec. 2020.
- [27] K. Bernardin and R. Stiefelhagen, "Evaluating multiple object tracking performance: the clear mot metrics," *EURASIP Journal on Image and Video Processing*, vol. 2008, no. 1, p. 246309, 2008.
- [28] F. Wilcoxon, "Individual comparisons by ranking methods," *Biometrics Bulletin*, vol. 1, no. 6, pp. 80–83, 1945.