

PFGNet: A Fully Convolutional Frequency-Guided Peripheral Gating Network for Efficient Spatiotemporal Predictive Learning

Xinyong Cai¹ Changbin Sun¹ Yong Wang² Hongyu Yang¹ Yuankai Wu¹ *

¹College of Computer Science, Sichuan University

²Department of Data and Systems Engineering, The University of Hong Kong

fenghuajuedai09@gmail.com, wuyk0@scu.edu.cn

Abstract

Spatiotemporal predictive learning (STPL) aims to forecast future frames from past observations and is essential across a wide range of applications. Compared with recurrent or hybrid architectures, pure convolutional models offer superior efficiency and full parallelism, yet their fixed receptive fields limit their ability to adaptively capture spatially varying motion patterns. Inspired by biological center-surround organization and frequency-selective signal processing, we propose **PFGNet**, a fully convolutional framework that dynamically modulates receptive fields through pixel-wise frequency-guided gating. The core Peripheral Frequency Gating (PFG) block extracts localized spectral cues and adaptively fuses multi-scale large-kernel peripheral responses with learnable center suppression, effectively forming spatially adaptive band-pass filters. To maintain efficiency, all large kernels are decomposed into separable 1D convolutions ($1 \times k$ followed by $k \times 1$), reducing per-channel computational cost from $\mathcal{O}(k^2)$ to $\mathcal{O}(2k)$. PFGNet enables structure-aware spatiotemporal modeling without recurrence or attention. Experiments on Moving MNIST, TaxiBJ, Human3.6M, and KTH show that PFGNet delivers SOTA or near-SOTA forecasting performance with substantially fewer parameters and FLOPs. Our code is available at <https://github.com/fhjdaq/PFGNet>.

1. Introduction

“We don’t just passively perceive the world; we actively generate it.” — Dr. Anil Seth

This profound insight from cognitive science reveals that perception is inherently predictive. The human visual system does not passively register light; it *anticipates* spatial structure to construct coherent representations [8]. This predictive process relies on a hierarchy of mechanisms that se-

*Corresponding author

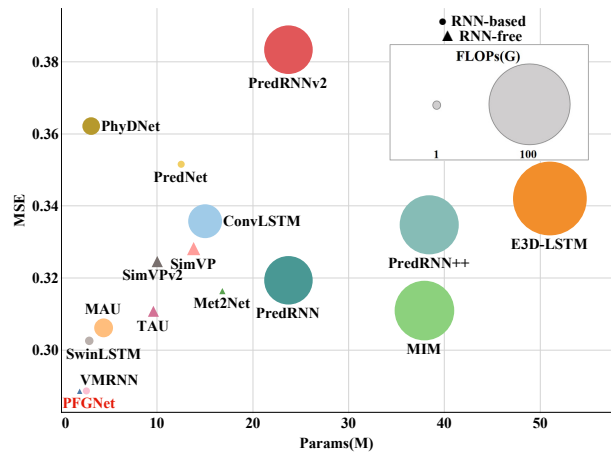


Figure 1. Performance-efficiency trade-off on TaxiBJ. Bubble size denotes FLOPs. PFGNet achieves SOTA MSE with minimal cost.

lectively amplify informative signals while suppressing redundancy, as exemplified by center-surround suppression in the retina and primary visual cortex [20, 26]. Mathematically, this antagonistic receptive field acts as a spatial band-pass filter, selectively responding to mid-frequency changes (edges, textures) while suppressing low-frequency (uniform) and high-frequency (noise) components [39]. Such biological efficiency inspires a critical question: *can we design computational operators that emulate this predictive, frequency-selective mechanism?*

Spatiotemporal predictive learning (STPL) mirrors this biological imperative: models must anticipate future frames from past observations in an unsupervised manner. STPL powers diverse applications—including weather nowcasting [33, 47, 59], autonomous driving [3, 27, 38], traffic flow prediction [7, 13, 68], and human motion anticipation [2, 58]—by learning latent spatial correlations and temporal dynamics from raw sequences. Among existing paradigms, pure convolutional models (e.g., SimVP [14], TAU [49], STLight [1]) offer superior parallelism and scalability over recurrent counterparts (e.g., ConvLSTM [47], PredRNN [59], SwinLSTM [52], VMRNN [53]), yet re-

main constrained by fixed, uniform receptive fields that fail to adapt to spatially varying motion patterns.

Recent advances in large-kernel ConvNets [10, 11, 35] demonstrate that sufficiently wide receptive fields enable CNNs to approximate global context without depth, bridging local inductive bias with long-range dependency modeling. Recent studies [11, 30, 69] further show that large convolutions can be reliably decomposed into cascaded small kernels without notable degradation in representational power, indicating that the benefits of large receptive fields need not rely on monolithic kernels.

However, simply enlarging kernels is insufficient. Optimal receptive field size varies *pixel-wise*: textured regions demand broad integration, while homogeneous areas require suppression of redundant low-frequency responses. This spatial heterogeneity echoes center-surround organization, suggesting that large kernels should be *dynamically modulated* to mimic biological opponency. From this perspective, we make a key observation: a large-kernel convolution with learnable center suppression mathematically recovers a ring-shaped (annular) band-pass filter [15]. Consider a large kernel H_L and a small central kernel H_S . Their difference $H_L - \beta H_S$ yields:

$$(H_L - \beta H_S) * x = \text{peripheral response} - \beta \cdot \text{central response}. \quad (1)$$

This is similar to the Difference of Gaussians (DoG)—a classic model of center-surround receptive fields [39]—and, in the frequency domain, implements a ring-shaped band-pass filter that amplifies mid-frequencies while attenuating DC (low) and high-frequency noise. Prior works [44, 57] show such filters dominate early visual processing; we now show they can be learned and adaptively gated in CNNs.

Building on this insight, we introduce PFGNet, a fully convolutional framework with a novel Peripheral Frequency Gating (PFG) block. PFG dynamically modulates multi-scale large-kernel responses using pixel-wise frequency cues—gradient magnitude, Laplacian, and local variance—extracted via lightweight depthwise filters. These cues drive a gating network that:

1. Suppresses central redundancy via learnable β -scaled inhibition,
2. Fuses peripheral responses across scales (e.g., $\mathcal{K} = \{9, 15, 31\}$),
3. Forms adaptive spatial band-pass filters tailored to local texture.

Combined with GLU-style [9] channel mixing and GRN normalization [64], PFG enables structure-aware, frequency-selective spatiotemporal modeling without recurrence or attention. As shown in Figure 1, PFGNet achieves state-of-the-art forecasting accuracy on TaxiBJ with significantly fewer parameters and FLOPs than recurrent, hybrid, or small-kernel baselines.

In summary, our contributions are threefold:

1. **Biological grounding:** We formalize large-kernel center suppression as a learnable ring-shaped band-pass filter, linking CNNs to center-surround receptive fields.
2. **Frequency-guided adaptivity:** PFG uses local spectral cues to achieve pixel-wise receptive field modulation.
3. **Scalable efficiency:** PFGNet delivers efficient, high-accuracy STPL via pure convolution and fully separable large kernels: *every* $k \times k$ convolution is decomposed into a $1 \times k$ horizontal followed by a $k \times 1$ vertical convolution, reducing per-channel complexity from $\mathcal{O}(k^2)$ to $\mathcal{O}(2k)$.

2. Related Work

2.1. Spatiotemporal Predictive Learning

Recurrent-based models leverage memory units to capture temporal dynamics sequentially. Starting from ConvLSTM [47], the PredRNN family [59, 60] introduces spatiotemporal memory flow and causal LSTMs to enhance long-term dependency modeling. Subsequent works further refine this paradigm: MIM [62] mitigates non-stationarity via memory differencing; E3D-LSTM [61] integrates 3D convolutions; PhyDNet [16] disentangles physical constraints; MAU [4] and CrevNet [66] improve motion encoding and invertibility. Recent hybrid designs inject global context into recurrent cells: SwinLSTM [52] replaces convolution with shifted-window self-attention; VMRNN [53] integrates Vision Mamba’s selective SSMS for efficient long-sequence modeling. Despite strong temporal expressiveness, these models suffer from autoregressive inference, limited parallelism, and high latency [50].

Recurrent-free convolutional models eliminate recurrence for full parallelization and scalability. SimVP [14] proposes an encoder–translator–decoder pipeline, showing that a strong spatial backbone can implicitly model temporal evolution. Its variants replace the translator with MetaFormer architectures [50, 67], suggesting that backbone design dominates performance. Recent works explore structural priors: MMVP [70] decouples motion and appearance; PastNet [65] incorporates physical knowledge; TAT [41] and WaST [42] use multi-dimensional attention and wavelet decomposition. Met2Net [33] targets multivariate forecasting with latent prediction constraints. While efficient, these models rely on fixed receptive fields, failing to adapt to spatially varying motion patterns.

2.2. Large-Kernel Convolutional Networks

The resurgence of large-kernel ConvNets addresses the receptive field limitation of standard CNNs. ViT [12] and Swin Transformer [36] demonstrate that global context is key to performance, which small kernels struggle to capture efficiently. RepLKNet [10] scales kernels to 31×31 via re-

parameterization; SLaK [35] pushes to 51×51 using sparse factorization; UniRepLKNet [11] unifies design principles: “see wide without going deep”. These works prove that large kernels approximate global attention with linear complexity and inductive bias. However, they apply uniform kernels, ignoring pixel-wise variation in optimal receptive field size.

2.3. Frequency-Domain and Peripheral Modeling

Frequency-domain methods enable efficient global mixing by operating in transformed spaces. AFNO [17] performs token mixing in Fourier space with learnable filtering; DCFormer [34] models directly in the DCT domain with frequency-component selection; Octave Convolution [6] partitions features into high- and low-frequency groups and computes at lower resolution for the low-frequency branch, enlarging the effective receptive field while reducing cost. However, these operators require explicit transformations into the frequency domain, which introduce additional computational overhead and memory access costs. In contrast, spatial-domain approaches avoid such transformations: PeLK [5] proposes *peripheral convolution* with parameter sharing to scale kernels beyond 100×100 ; PerViT [40] introduces eccentricity-aware positional encoding to mimic center-surround attention bias.

Despite progress, existing works lack pixel-wise frequency guidance and explicit center suppression. Channel-level or band-level gating cannot adapt to local texture; uniform large kernels waste computation on homogeneous regions. No prior work unifies biological center-surround, frequency-domain filtering, and adaptive large-kernel fusion in a *pure convolutional STPL* framework.

3. Methodology

3.1. Overall Architecture

PFGNet follows a SimVP-style encoder-translator-decoder [14] pipeline. We use N_s to denote the spatial encoder/decoder depth measured by the number of down- and up-sampling blocks, and N_t to denote the number of PFG blocks in the middle module. Given input frames $\{\mathbf{I}_t \in \mathbb{R}^{C_{in} \times H \times W}\}_{t=1}^{T_{in}}$, a shared spatial encoder extracts feature maps $\mathbf{F}_t = \text{Enc}(\mathbf{I}_t) \in \mathbb{R}^{C \times H' \times W'}$, which are then packed along the temporal dimension into $\mathbf{Z} \in \mathbb{R}^{C' \times H' \times W'}$ with $C' = T_{in} \cdot C$. The middle stage starts with an MSInit (multi-scale initialization) module that generates coarse low-, mid-, and high-frequency components via identity-preserving mid- and small-kernel paths. This is followed by N_t stacked PFG blocks, each dynamically selecting among multi-scale large-kernel peripheral responses using pixel-wise frequency-guided gating (Sobel gradient, Laplacian, local variance) with center suppression. The output \mathbf{Z}' is unpacked temporally to recover $\{\mathbf{F}'_t\}_{t=1}^{T_{out}}$, which are

then fed into a symmetric decoder to reconstruct the output frames $\{\mathbf{O}_t\}_{t=1}^{T_{out}}$. See Figure 2 for details.

3.2. Lightweight Multi-Scale Initialization

The PFG block selects at each pixel the most relevant response among several scales through frequency-guided gating. For this content-adaptive fusion to work well, the model must first access diverse multi-scale responses covering low, mid, and high frequencies. Without such structured initialization, PFG would either work on uniform small-kernel features with limited long-range context or trigger costly full-scale processing, both of which are suboptimal.

To build this foundation efficiently, we introduce **MSInit**. It performs an initial condensation of features and provides stable multi-scale responses using separable one-dimensional kernels that approximate a $k_m \times k_m$ response. For each scale $m \in \{1, \dots, M\}$:

$$T_m(\mathbf{Z}) = \mathbf{v}_m * (\mathbf{h}_m * \mathbf{Z}) + d_m(\mathbf{Z}) + \mathbf{Z}, \quad (2)$$

where $\mathbf{h}_m \in \mathbb{R}^{1 \times k_m}$ and $\mathbf{v}_m \in \mathbb{R}^{k_m \times 1}$ are one-dimensional kernels, $d_m(\cdot)$ denotes a 3×3 depthwise convolution branch enhancing mid-frequency sensitivity, and the identity term \mathbf{Z} maintains gradient flow. Outputs are projected by 1×1 convolutions with channels evenly divided across branches, and then concatenated to form the multi-scale tensor:

$$\mathbf{X} = \text{Concat}(\{\text{Conv}_{1 \times 1}(T_m(\mathbf{Z}))\}_{m=1}^M) \in \mathbb{R}^{C' \times H' \times W'}. \quad (3)$$

In practice, we use $k_m \in \{3, 5, 7\}$, yielding strong performance and reliable multi-scale context for subsequent frequency-guided gating.

3.3. Pixel-wise Frequency-Guided Peripheral Gating

The core of PFGNet is the **PFG block** (Figure 3), which dynamically fuses multi-scale large-kernel peripheral responses using pixel-wise frequency cues.

From input $\mathbf{X} \in \mathbb{R}^{C' \times H' \times W'}$, we compute three spectral cues (frequency descriptor) via fixed depthwise convolution followed by channel averaging:

$$\begin{aligned} \mathbf{f}_1 &= \sqrt{(\mathbf{G}_x * \mathbf{X})^2 + (\mathbf{G}_y * \mathbf{X})^2}, \\ \mathbf{f}_2 &= |\mathbf{L} * \mathbf{X}|, \\ \mathbf{f}_3 &= \mathbb{E}_{3 \times 3}[\mathbf{X}^2] - \mathbb{E}_{3 \times 3}[\mathbf{X}]^2, \end{aligned} \quad (4)$$

where \mathbf{G}_x and $\mathbf{G}_y = \mathbf{G}_x^\top$ are Sobel edge detectors, \mathbf{L} is the Laplacian curvature detector, and $\mathbb{E}_{3 \times 3}[\cdot]$ denotes local averaging via a 3×3 avg-pool (padding=1, stride=1) to estimate variance. The resulting single-channel maps are concatenated to form the frequency descriptor $\mathbf{F} \in \mathbb{R}^{3 \times H' \times W'}$.

A lightweight 1×1 convolution with learnable weights \mathbf{W}_g and bias \mathbf{b}_g maps \mathbf{F} to per-pixel, per-scale logits:

$$\mathbf{Z}_g = \mathbf{W}_g * \mathbf{F} + \mathbf{b}_g \in \mathbb{R}^{K \times H' \times W'}, \quad (5)$$

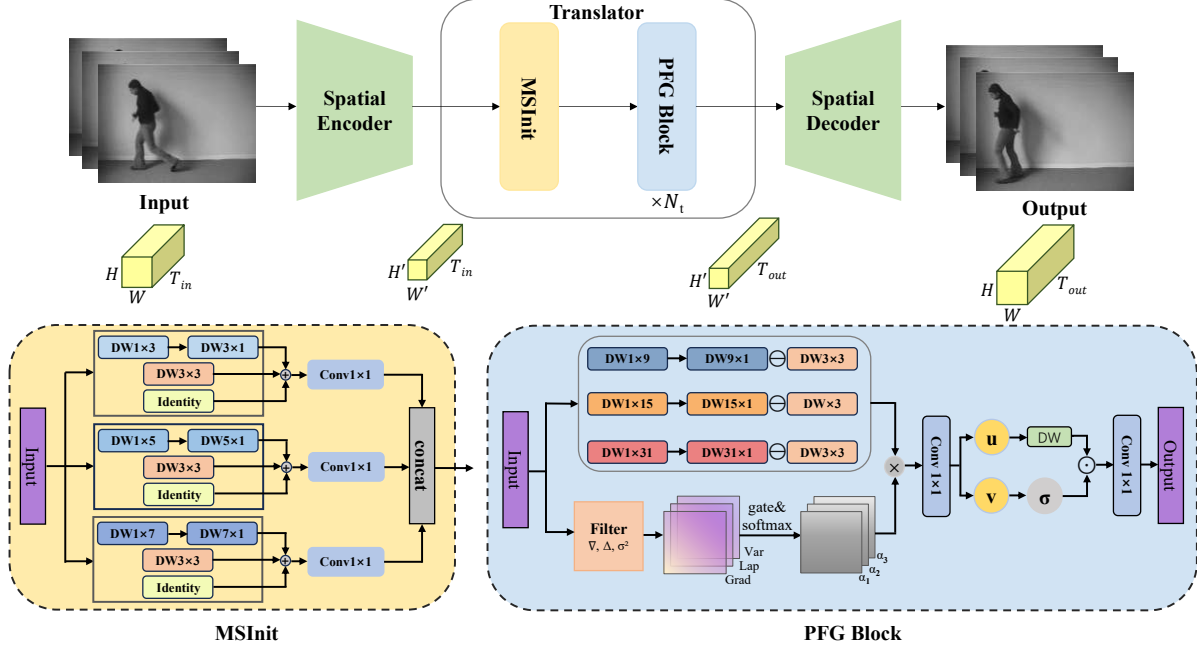


Figure 2. **Overall architecture and core modules of PFGNet.** The model follows a SimVP-style encoder–translator–decoder pipeline. The input sequence $\{\mathbf{I}_t\}_{t=1}^{T_{in}}$ is encoded into latent features, temporally packed, and processed by a MSInit followed by N_t PFG blocks.

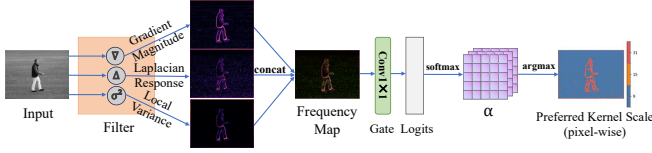


Figure 3. **Frequency-Guided Peripheral Gating in the PFG block.** Three local spectral cues (gradient magnitude, Laplacian, local variance) are extracted via fixed depthwise filters, channel-averaged, concatenated into a 3-channel frequency map, and passed through a 1×1 conv to produce per-pixel gate logits. Softmax over the K scales yields selection weights α_k (the argmax visualization is only used to illustrate the preferred scale).

where $K = |\mathcal{K}|$ is the number of peripheral scales. A softmax over the scale dimension per pixel produces gating weights:

$$\alpha_k(h, w) = \frac{\exp(Z_{g,k}(h, w))}{\sum_{j=1}^K \exp(Z_{g,j}(h, w))}, \quad k \in \mathcal{K}. \quad (6)$$

This ensures $\sum_k \alpha_k(h, w) = 1$ at every pixel, enabling adaptive selection among scales. Here, $\alpha_k \in \mathbb{R}^{H' \times W'}$ denotes the per-pixel gating map for scale k .

3.3.1. Multi-Scale Peripheral Response with Center Suppression

For each scale $k \in \mathcal{K} = \{9, 15, 31\}$, the large kernel is approximated separately to reduce computation:

$$\mathbf{P}_k = \mathbf{v}_k * (\mathbf{h}_k * \mathbf{X}) \in \mathbb{R}^{C' \times H' \times W'}, \quad (7)$$

where \mathbf{h}_k and \mathbf{v}_k are $1 \times k$ and $k \times 1$ depthwise convolution kernels, respectively. A 3×3 depthwise center kernel \mathbf{C} extracts local context. The peripheral response with learnable center suppression is:

$$\mathbf{Y}_k = \mathbf{P}_k - \tanh(\beta_k) \odot (\mathbf{C} * \mathbf{X}), \quad (8)$$

where $\beta_k \in \mathbb{R}^{C'}$ is a learnable channel-wise parameter for scale k (broadcast over spatial dimensions). Each entry of $\tanh(\beta_k)$ lies in $[-1, 1]$, allowing *bidirectional modulation*. This sign-sensitive flexibility is crucial since feature maps contain both positive and negative activations, enabling the model to adaptively enhance or inhibit central context based on local spectral content.

The final output is a convex combination of the gated peripheral responses:

$$\text{PFG}(\mathbf{X}) = \sum_{k \in \mathcal{K}} \alpha_k \odot \mathbf{Y}_k. \quad (9)$$

This forms adaptive spatial band-pass filters that emphasize mid-frequency motion patterns while suppressing redundant low-frequency background and high-frequency noise.

This formulation can be interpreted as a learnable center–surround operation: a large peripheral convolution captures broad contextual patterns, while a small central kernel suppresses redundant local responses. From a frequency-domain perspective, the kernel size determines the spectral selectivity: a large spatial kernel corresponds to a *narrow, low-pass* response that preserves slowly varying background information, whereas a small kernel produces a

broader, higher-pass response that is more sensitive to local edges and noise. Subtracting the two thus removes overlapping low-frequency components while retaining their difference in the middle band.

Formally, let $H_{L_k}(\omega)$ and $H_S(\omega)$ denote the frequency responses of the large and small kernels, both real-valued. Define $H_k(\omega) = H_{L_k}(\omega) - \beta_k H_S(\omega)$. If there exist $0 < r_1 < r_2 \leq \pi$ such that $H_{L_k}(\omega) > \beta_k H_S(\omega)$, $r_1 < \|\omega\| < r_2$, and $H_{L_k}(\omega) \leq \beta_k H_S(\omega)$, otherwise, then $H_k(\omega)$ behaves as a **ring-shaped band-pass filter** that amplifies mid-frequency components:

$$H_k(\omega) > 0 \text{ for } \omega \in \Omega_m, \quad H_k(\omega) \leq 0 \text{ otherwise,} \quad (10)$$

where $\Omega_m = \{\omega : r_1 < \|\omega\| < r_2\}$. This property explains how learnable center suppression enables large-kernel convolutions to selectively enhance motion- or edge-relevant frequencies while filtering out static low-frequency backgrounds and high-frequency noise. A more detailed theoretical analysis is provided in the supplementary material, where we show that, under mild conditions, **there exists a coefficient β such that the composite filter $H_k(\omega) = H_{L_k}(\omega) - \beta_k H_S(\omega)$ achieves a higher signal-to-noise ratio than $H_{L_k}(\omega)$ alone.**

3.3.2. Channel Mixing via GLU

Given the preceding feature, we expand channels from C' to $2E$ by a point-wise convolution and evenly split along channels into \mathbf{U} and \mathbf{V} . A lightweight GLU [9] path then complements spatial adaptation:

$$\mathbf{Z}_c = \text{PW}_{E \rightarrow C'}(\sigma(\mathbf{U}) \odot \text{DW}_{3 \times 3}(\mathbf{V})), \quad (11)$$

where $E = 4C'$ with expansion ratio $r = 4$; PW denotes a point-wise 1×1 convolution, and $\text{DW}_{3 \times 3}$ denotes a depthwise 3×3 convolution. We also apply GRN normalization [64] and LayerScale [55] for stable training.

3.4. Output Decoding

After N_t PFG blocks, the final latent tensor $\mathbf{Z}' \in \mathbb{R}^{C' \times H' \times W'}$ is unpacked along the channel dimension to recover the temporal axis, yielding $\{\mathbf{F}'_t \in \mathbb{R}^{C \times H' \times W'}\}_{t=1}^{T_{\text{out}}}$. A symmetric decoder, following the SimVP design [14], applies convolutional upsampling to restore each \mathbf{F}'_t to the original resolution, yielding output frames $\mathbf{O}_t = \text{Dec}(\mathbf{F}'_t)$. Collectively, these frames form the output sequence $\{\mathbf{O}_t \in \mathbb{R}^{C_{\text{out}} \times H \times W}\}_{t=1}^{T_{\text{out}}}$. The default setting is $T_{\text{out}} = T_{\text{in}}$. In practice, if $T_{\text{out}} < T_{\text{in}}$, the first T_{out} frames are sliced; if $T_{\text{out}} > T_{\text{in}}$, predictions are rolled out autoregressively by feeding the last output back as input.

3.5. Computational Efficiency

Despite using large receptive fields ($\mathcal{K} = \{9, 15, 31\}$), PFGNet maintains high efficiency by *decomposing every*

large 2D kernel into two 1D convolutions (horizontal $1 \times k$ followed by vertical $k \times 1$). This separable design reduces the per-channel complexity from $\mathcal{O}(k^2)$ to $\mathcal{O}(2k)$ —nearly linear in kernel size. For $k = 31$, this yields a 15 \times reduction in kernel parameters and multiply-adds per layer.

4. Experiments

We evaluate **PFGNet** on four representative spatiotemporal prediction benchmarks: Moving MNIST [48], TaxiBJ [68], KTH [46], and Human3.6M [21]. All datasets are obtained from the OpenSTL [50] repository and processed following its public pipeline. To ensure reproducibility and fair comparison, we align with the OpenSTL evaluation framework, and we include influential recurrent and non-recurrent methods to establish a comprehensive benchmark.

4.1. Experimental Setups

Datasets **1. Moving MNIST:** The standard setting uses the first 10 frames for observation and predicts the next 10 frames. Both the training and test sets contain 10,000 sequences, serving to assess the stability and lower bound of temporal modeling. **2. TaxiBJ:** The prevalent protocol adopts a temporal split with the last four weeks for testing and earlier data for training. All models observe 4 frames and predict 4 frames, highlighting the trade-off across numerical error, efficiency, and deployability. **3. KTH:** The common split uses subjects 1 to 16 for training and 17 to 25 for testing. All models observe 10 frames, and predict 20 frames or 40 frames, focusing on long-range structural preservation and boundary consistency. **4. Human3.6M:** We follow the OpenSTL public configuration and evaluation paradigm, with resolution set to $256 \times 256 \times 3$, and organize the training and testing pipeline accordingly to ensure consistency with community practice.

Metrics We adopt a complementary set of quality and efficiency metrics. MSE measures per-pixel mean squared error and lower values are better. MAE measures per-pixel mean absolute error and lower values are better. SSIM assesses image structural similarity in terms of structure, luminance, and contrast and higher values are better. PSNR measures reconstruction quality in a signal-to-noise ratio form and higher values are better. Parameters and FLOPs characterize model complexity and computational cost and smaller values are more deployment-friendly.

Training Details To ensure fairness, we follow the OpenSTL training and evaluation procedures, including unified data preprocessing, evaluation protocols, and logging. Dataset-specific settings for spatial resolution, temporal windows, training epochs, learning rates, batch sizes, architectural hyperparameters, and hardware resources are sum-

Table 1. Experimental setup. T_{in} and T_{out} denote the numbers of input and predicted frames, respectively.

Dataset	Resolution	T_{in}	T_{out}	N_s	N_t	DropPath	Epochs	Learning Rate	Batch Size	GPU
Moving MNIST	(64, 64, 1)	10	10	4	8	0	2000	$1e-3$	16	1 × RTX 4090
TaxiBJ	(32, 32, 2)	4	4	2	8	0.1	50	$2e-3$	16	1 × RTX 3090
KTH	(128, 128, 1)	10	20/40	2	6	0.1	100	$2e-4/1e-4$	2/1	4 × RTX 4090
Human3.6M	(256, 256, 3)	4	4	4	8	0.1	50	$1.5e-3$	2	5 × RTX 3090

marized in Table 1. All implementations are conducted and verified within a unified codebase.

4.2. Main Results

Tables 2, 3, 4, and 5 report comprehensive quantitative comparisons between PFGNet and state-of-the-art baselines across four benchmarks. Figures 4, 5, 6 and 7 showcase representative qualitative predictions from PFGNet.

Moving MNIST PFGNet achieves lower numerical error and higher structural similarity under the non-recurrent paradigm, showing stable gains over SimVP and TAU while still outperforming recurrent methods that emphasize temporal memory. The results indicate that frequency-guided gating highlights the most predictive mid-band components in short-term trajectory and occlusion scenarios, which reduces blur diffusion and ghosting while preserving clear digit boundaries and motion continuity.

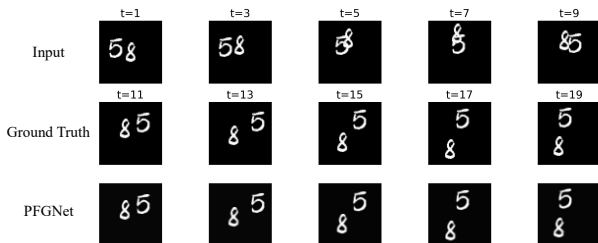


Figure 4. Qualitative results of PFGNet on Moving MNIST.

TaxiBJ On the TaxiBJ dataset (Table 3), PFGNet achieves leading MSE (0.2881), near-best MAE (14.75) and SSIM (0.9857) with only 1.9M parameters and 0.6G FLOPs—surpassing all recurrent-free baselines and recurrent methods. This demonstrates PFGNet’s ability to stably extract predictive structures—robust, generalizable representations of inflow–outflow dynamics that persist across coupled spatiotemporal patterns. Compared with state-of-the-art recurrent models, PFGNet delivers clear efficiency advantages while maintaining equal or superior accuracy, making it ideal for compute-constrained and latency-sensitive deployments such as real-time urban traffic forecasting.

Table 2. Quantitative comparison on the Moving MNIST dataset.

Method	MSE ↓	SSIM ↑
Recurrent-based Methods		
ConvLSTM [47]	103.3	0.707
DFN [22]	89.0	0.726
FRNN [43]	69.7	0.813
VPN [25]	64.1	0.870
PredRNN [59]	56.8	0.867
CausalLSTM [60]	46.5	0.898
MIM [62]	44.2	0.910
E3D-LSTM [61]	41.3	0.910
LMC [29]	41.5	0.924
MAU [4]	27.6	0.937
PhyDNet [16]	24.4	0.947
CrevNet [66]	22.3	0.949
SwinLSTM [52]	17.7	0.962
VMRNN [53]	<u>16.5</u>	<u>0.965</u>
Recurrent-free Methods		
SimVP [14]	23.8	0.948
MMVP [70]	22.2	0.952
TAU [49]	19.8	0.957
PFGNet(Ours)	15.2	0.967




Figure 5. Qualitative results of PFGNet on TaxiBJ.

KTH On the KTH dataset (Table 4), PFGNet achieves the highest SSIM across all methods, with competitive PSNR (34.10 and 32.64). This SSIM dominance reflects PFGNet’s superior preservation of limb contours, joint trajectories, and motion topology over long horizons—crucial for articulated action forecasting. The slightly lower PSNR arises because KTH features high-contrast, near-static backgrounds that dominate pixel-wise error. PSNR penalizes minor in-

Table 3. Quantitative comparison on the TaxiBJ dataset.

Method	Params	FLOPs	MSE ↓	MAE ↓	SSIM ↑
Recurrent-based Methods					
ConvLSTM [47]	15.0M	20.7G	0.3358	15.32	0.9836
PredNet [38]	12.5M	0.9G	0.3516	15.91	0.9828
PredRNN [59]	23.7M	42.4G	0.3194	15.31	0.9838
PredRNN++ [60]	38.4M	63.0G	0.3348	15.37	0.9834
E3D-LSTM [61]	51.0M	98.2G	0.3421	14.98	0.9842
PhyDNet [16]	3.1M	5.6G	0.3622	15.53	0.9828
MIM [62]	37.9M	64.1G	0.3110	14.96	0.9847
MAU [4]	4.4M	6.4G	0.3062	15.26	0.9840
PredRNNv2 [63]	23.7M	42.6G	0.3834	15.55	0.9826
SwinLSTM [52]	2.9M	1.3G	0.3026	15.00	0.9843
VMRNN [53]	<u>2.6M</u>	<u>0.9G</u>	0.2887	14.69	0.9858
Recurrent-free Methods					
SimVP [14]	13.8M	3.6G	0.3282	15.45	0.9835
TAU [49]	9.6M	2.5G	0.3108	14.93	0.9848
SimVPv2 [51]	10.0M	2.6G	0.3246	15.03	0.9844
Met2Net [33]	16.8M	8.8G	0.3164	14.82	0.9851
PFGNet(Ours)	1.9M	0.6G	0.2881	<u>14.75</u>	<u>0.9857</u>

tensity shifts in large uniform regions, whereas PFGNet intentionally de-emphasizes photometric fidelity to prevent limb collapse and boundary diffusion—yielding anatomically coherent, perceptually superior predictions.

Table 4. Quantitative comparison on the KTH dataset.

Method	KTH (10 → 20)		KTH (10 → 40)	
	SSIM ↑	PSNR ↑	SSIM ↑	PSNR ↑
Recurrent-based Methods				
ConvLSTM [47]	0.712	23.58	0.639	22.85
SAVP [28]	0.746	25.38	0.701	23.97
FRNN [43]	0.771	26.12	0.678	23.77
DFN [22]	0.794	27.26	0.652	23.01
PredRNN [59]	0.839	27.55	0.703	24.16
VarNet [23]	0.843	28.48	0.739	25.37
SAVP-VAE [28]	0.852	27.77	0.811	26.18
PredRNN++ [60]	0.865	28.47	0.741	25.21
E3D-LSTM [61]	0.879	29.31	0.810	27.24
STMFANet [24]	0.893	29.85	0.851	27.56
SwinLSTM [52]	0.903	34.34	0.879	33.15
VMRNN [53]	<u>0.907</u>	34.06	0.882	32.69
Recurrent-free Methods				
SimVP [14]	0.905	33.72	0.886	<u>32.93</u>
MMVP [70]	0.906	27.54	<u>0.888</u>	26.35
PFGNet(Ours)	0.911	<u>34.10</u>	0.891	32.64




Figure 6. Qualitative results of PFGNet on KTH.

Table 5. Quantitative comparison on the Human3.6M dataset.

Method	Params	FLOPs	MSE ↓	MAE ↓	SSIM ↑
Recurrent-based Methods					
ConvLSTM [47]	15.5M	347.0G	125.5	1566.7	0.9813
E3D-LSTM [61]	60.9M	542.0G	143.3	1442.5	0.9803
PredNet [38]	12.5M	13.7G	261.9	1625.3	0.9786
PhyDNet [16]	<u>4.2M</u>	<u>19.1G</u>	125.7	1614.7	0.9804
MAU [4]	20.2M	105.0G	127.3	1577.0	0.9812
MIM [62]	47.6M	1051.0G	112.1	1467.1	0.9829
PredRNN [59]	24.6M	704.0G	113.2	1458.3	0.9831
PredRNN++ [60]	39.3M	1033.0G	110.0	1452.2	0.9832
PredRNNv2 [63]	24.6M	708.0G	114.9	1484.7	0.9827
Recurrent-free Methods					
SimVP [14]	41.2M	197.0G	115.8	1511.5	0.9822
SimVPv2 [51]	11.3M	74.6G	108.4	1441.0	0.9834
TAU [49]	37.6M	182.0G	113.3	1390.7	0.9839
ViT [12]	28.3M	239.0G	136.3	1603.5	0.9796
Swin Transformer [36]	38.8M	188.0G	133.2	1599.7	0.9799
Uniformer [31]	27.7M	211.0G	116.3	1497.7	0.9824
MLP-Mixer [54]	47.0M	164.0G	125.7	1511.9	0.9819
ConvMixer [56]	3.1M	39.4G	115.8	1527.4	0.9822
Poolformer [67]	31.2M	156.0G	118.4	1484.1	0.9827
ConvNeXt [37]	31.4M	157.0G	113.4	1469.7	0.9828
VAN [18]	37.5M	182.0G	111.4	1454.5	0.9831
HorNet [45]	28.1M	143.0G	118.1	1481.1	0.9824
MogaNet [32]	8.6M	63.6G	<u>109.1</u>	1446.4	0.9834
PFGNet(Ours)	7.3M	58.3G	111.3	<u>1392.4</u>	<u>0.9838</u>




Figure 7. Qualitative results of PFGNet on Human3.6M.

Human3.6M On the high-resolution Human3.6M dataset (256×256, rich texture, complex articulated motion),

PFGNet achieves a near-optimal performance-complexity trade-off: with only 7.3M parameters and 58.3G FLOPs, it attains MAE = 1392.4 (2nd best) and SSIM = 0.9838 (2nd best)—surpassing most recurrent baselines and all recurrent-free models except TAU (which uses $5.2\times$ more parameters and $3.1\times$ more FLOPs). In contrast, recurrent models (e.g., PredRNN++, MIM) require 3–6 \times more parameters and 10–18 \times more FLOPs to achieve comparable SSIM, while transformer-based recurrent-free designs sacrifice throughput for marginal error reduction. PFGNet thus breaks the accuracy–efficiency barrier in full-convolutional STPL, delivering deployment-ready performance without compromising long-term motion coherence or human detail preservation.

4.3. Ablation Study

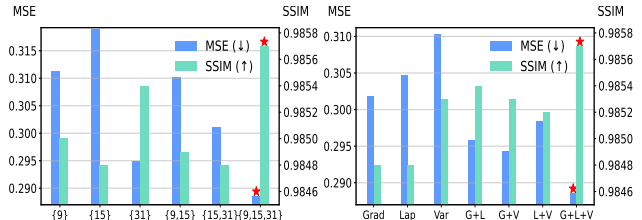
To quantify the true contribution of each component, we conduct various groups of ablation experiments. The results are given in Tables 6 and 7 and Figure 8.

We first ablate the macro-structural design of PFGNet (Table 6 and Figure 8a). MSInit serves as a lightweight multi-scale initializer: removing it (model1) significantly degrades all metrics, confirming its role in providing diverse frequency-aware features for subsequent gating. For multi-scale fusion, the softmax gating mechanism—through its ability to perform pixel-wise adaptive weighting—consistently surpasses fixed-weight strategies (model2). Overall, under the current setting, the 3×3 center suppression kernel shows advantages over the 5×5 one; nevertheless, the kernel size should generally remain aligned with the scale of the main convolution. Figure 8a shows that single-scale kernels, regardless of their size, consistently underperform the combination of multiple kernels. Interestingly, the largest kernel ($k=31$) achieves the lowest MSE yet the highest SSIM when used alone—providing strong empirical evidence for our hypothesis that extremely large receptive fields are essential for STPL. However, no single scale offers balanced spectral coverage: smaller kernels capture fine textures but miss global coherence, while larger ones excel in structure preservation but lose local detail. The parallel fusion of multiple scales achieves the best performance, confirming the necessity of multi-scale integration.

We further analyze the internal mechanisms of the PFG block (Table 7 and Figure 8b). The learnable center suppression parameter (β) significantly outperforms fixed values: $\beta = 0$ (no suppression) retains redundant low-frequency background (model3), while fixed $\beta = \pm 1$ (models 1–2) lacks spatial adaptivity. Using \tanh as the gating function for β yields better results than sigmoid , indicating that both positive and negative feedback contribute to feature modulation. The three frequency cues are complementary—removing any single cue or any pair leads to per-

Table 6. Ablation on macro structure. We analyze the roles of MSInit and different fusion strategies under a unified kernel setting ($\mathcal{K} = \{9, 15, 31\}$).

		model1	model2	model3	PFGNet
Archi	MSInit		✓	✓	✓
Fusion	mean softmax	✓	✓	✓	✓
Center	3×3 5×5	✓	✓	✓	✓
TaxiBJ	MSE ↓	0.3119	0.3033	0.2995	0.2881
	MAE ↓	14.89	14.89	14.90	14.75
	SSIM ↑	0.9849	0.9849	0.9848	0.9857
KTH 10→20	SSIM ↑	0.909	0.909	0.904	0.911
	PSNR ↑	32.88	33.08	33.61	34.10



(a) Ablation on kernel-set combinations in PFG block. (b) Ablation on frequency-cue combinations.

Figure 8. Ablation results on TaxiBJ.

Table 7. Ablation on detail mechanisms under full configuration (MSInit + softmax + all operators). We compare fixed vs. learnable β , and activation functions used for the suppression gate.

		model1	model2	model3	model4	PFGNet
β	−1	✓				
	1		✓			
	0			✓		
	learnable				✓	✓
Gate	tanh	✓	✓	✓		✓
	sigmoid				✓	
TaxiBJ	MSE ↓	0.3209	0.3286	0.2993	0.3142	0.2881
	MAE ↓	14.96	15.02	14.86	15.00	14.75
	SSIM ↑	0.9849	0.9844	0.9850	0.9845	0.9857
Moving MNIST (100 epochs)	MSE ↓	28.06	28.14	27.84	28.04	27.61
	SSIM ↑	0.9371	0.9369	0.9377	0.9372	0.9381

formance degradation, whereas using all three in parallel provides the most stable gating signal for pixel-wise scale selection.

The optimal configuration—**MSInit + softmax fusion + $\mathcal{K} = \{9, 15, 31\}$ + learnable β with tanh gating + all three frequency cues**—achieves the best results, validating the synergy between *frequency-guided adaptive band-pass*

filtering and separable large-kernel efficiency, which enables PFGNet to outperform recurrent, attention-based, and small-kernel baselines with minimal computational overhead.

5. Conclusion

In this work, we present PFGNet, a fully convolutional framework for spatiotemporal predictive learning that mimics biological center-surround processing via pixel-wise frequency-guided gating and learnable center suppression. Under the standardized OpenSTL protocol, PFGNet delivers SOTA or near-SOTA forecasting accuracy with substantially fewer parameters and FLOPs than recent recurrent, attention-based, or hybrid models. Lightweight, fully parallelizable, and plug-and-play, PFGNet provides a scalable real-time solution for high-precision predictive vision and is well suited for integration into larger backbones and deployment in applications such as autonomous systems and weather nowcasting.

Acknowledgments

This work was supported in part by the National Natural Science Foundation of China under Grant No. 62406206 and by the Fundamental Research Funds for the Central Universities. We also extend our sincere appreciation to the providers of the datasets used in this study, whose contributions were essential to the experimental validation of the proposed method.

References

- [1] Andrea Alfarano, Alberto Alfarano, Linda Friso, Andrea Bacciu, Irene Amerini, and Fabrizio Silvestri. Stlight: A fully convolutional approach for efficient predictive learning by spatio-temporal joint processing. In *Proceedings of the IEEE/CVF Winter Conference on Applications of Computer Vision*, pages 1090–1100, 2025. 1
- [2] Mohammad Babaeizadeh, Chelsea Finn, Dumitru Erhan, Roy H. Campbell, and Sergey Levine. Stochastic variational video prediction. In *International Conference on Learning Representations*, 2018. 1
- [3] Apratim Bhattacharyya, Mario Fritz, and Bernt Schiele. Long-term on-board prediction of people in traffic scenes under uncertainty. In *Proceedings of the IEEE Conference on Computer Vision and Pattern Recognition*, pages 4194–4202, 2018. 1
- [4] Zheng Chang, Xinfeng Zhang, Shanshe Wang, Siwei Ma, Yan Ye, Xiang Xinguang, and Wen Gao. Mau: A motion-aware unit for video prediction and beyond. *Advances in Neural Information Processing Systems*, 34:26950–26962, 2021. 2, 6, 7, 4
- [5] Honghao Chen, Xiangxiang Chu, Yongjian Ren, Xin Zhao, and Kaiqi Huang. Pelk: Parameter-efficient large kernel convnets with peripheral convolution. In *Proceedings of the IEEE/CVF Conference on Computer Vision and Pattern Recognition*, pages 5557–5567, 2024. 3
- [6] Yunpeng Chen, Haoqi Fan, Bing Xu, Zhicheng Yan, Yanis Kalantidis, Marcus Rohrbach, Shuicheng Yan, and Jiashi Feng. Drop an octave: Reducing spatial redundancy in convolutional neural networks with octave convolution. In *Proceedings of the IEEE/CVF International Conference on Computer Vision*, 2019. 3
- [7] Jinguo Cheng, Ke Li, Yuxuan Liang, Lijun Sun, Junchi Yan, and Yuankai Wu. Rethinking urban mobility prediction: A multivariate time series forecasting approach. *IEEE Transactions on Intelligent Transportation Systems*, 26(2):2543–2557, 2024. 1
- [8] Andy Clark. *Surfing uncertainty: Prediction, action, and the embodied mind*. Oxford University Press, 2015. 1
- [9] Yann N Dauphin, Angela Fan, Michael Auli, and David Grangier. Language modeling with gated convolutional networks. In *International Conference on Machine Learning*, pages 933–941. PMLR, 2017. 2, 5
- [10] Xiaohan Ding, Xiangyu Zhang, Jungong Han, and Guiguang Ding. Scaling up your kernels to 31x31: Revisiting large kernel design in cnns. In *Proceedings of the IEEE/CVF Conference on Computer Vision and Pattern Recognition*, pages 11963–11975, 2022. 2
- [11] Xiaohan Ding, Yiyuan Zhang, Yixiao Ge, Sijie Zhao, Lin Song, Xiangyu Yue, and Ying Shan. Unireplknet: A universal perception large-kernel convnet for audio video point cloud time-series and image recognition. In *Proceedings of the IEEE/CVF Conference on Computer Vision and Pattern Recognition*, pages 5513–5524, 2024. 2, 3
- [12] Alexey Dosovitskiy, Lucas Beyer, Alexander Kolesnikov, Dirk Weissenborn, Xiaohua Zhai, Thomas Unterthiner, Mostafa Dehghani, Matthias Minderer, Georg Heigold, Sylvain Gelly, Jakob Uszkoreit, and Neil Houlsby. An image is worth 16x16 words: Transformers for image recognition at scale. In *International Conference on Learning Representations*, 2021. 2, 7, 4
- [13] Shen Fang, Qi Zhang, Gaofeng Meng, Shiming Xiang, and Chunhong Pan. Gstnet: Global spatial-temporal network for traffic flow prediction. In *Proceedings of the 28th International Joint Conference on Artificial Intelligence*, pages 2286–2293, 2019. 1
- [14] Zhangyang Gao, Cheng Tan, Lirong Wu, and Stan Z. Li. Simvp: Simpler yet better video prediction. In *Proceedings of the IEEE/CVF Conference on Computer Vision and Pattern Recognition*, pages 3170–3180, 2022. 1, 2, 3, 5, 6, 7, 4
- [15] Rafael C Gonzalez. *Digital image processing*. Pearson education india, 2009. 2
- [16] Vincent Le Guen and Nicolas Thome. Disentangling physical dynamics from unknown factors for unsupervised video prediction. In *Proceedings of the IEEE/CVF Conference on Computer Vision and Pattern Recognition*, pages 11474–11484, 2020. 2, 6, 7, 4
- [17] John Guibas, Morteza Mardani, Zongyi Li, Andrew Tao, Anima Anandkumar, and Bryan Catanzaro. Efficient token mixing for transformers via adaptive fourier neural operators.

- In *International Conference on Learning Representations*, 2021. 3
- [18] Meng-Hao Guo, Cheng-Ze Lu, Zheng-Ning Liu, Ming-Ming Cheng, and Shi-Min Hu. Visual attention network. *Computational Visual Media*, 9(4):733–752, 2023. 7, 4
- [19] Xiaotao Hu, Zhewei Huang, Ailin Huang, Jun Xu, and Shuchang Zhou. A dynamic multi-scale voxel flow network for video prediction. In *Proceedings of the IEEE/CVF Conference on Computer Vision and Pattern Recognition*, pages 6121–6131, 2023. 4
- [20] David H Hubel and Torsten N Wiesel. Receptive fields, binocular interaction and functional architecture in the cat’s visual cortex. *The Journal of physiology*, 160(1):106, 1962. 1
- [21] Catalin Ionescu, Dragos Papava, Vlad Olaru, and Cristian Sminchisescu. Human3.6m: Large scale datasets and predictive methods for 3d human sensing in natural environments. *IEEE Transactions on Pattern Analysis and Machine Intelligence*, 36(7):1325–1339, 2013. 5
- [22] Xu Jia, Bert De Brabandere, Tinne Tuytelaars, and Luc V Gool. Dynamic filter networks. *Advances in Neural Information Processing Systems*, 29, 2016. 6, 7
- [23] Beibei Jin, Yu Hu, Yiming Zeng, Qiankun Tang, Shice Liu, and Jing Ye. Varnet: Exploring variations for unsupervised video prediction. In *2018 IEEE/RSJ International Conference on Intelligent Robots and Systems (IROS)*, pages 5801–5806. IEEE, 2018. 7
- [24] Beibei Jin, Yu Hu, Qiankun Tang, Jingyu Niu, Zhiping Shi, Yinhe Han, and Xiaowei Li. Exploring spatial-temporal multi-frequency analysis for high-fidelity and temporal-consistency video prediction. In *Proceedings of the IEEE/CVF Conference on Computer Vision and Pattern Recognition*, pages 4554–4563, 2020. 7
- [25] Nal Kalchbrenner, Aaron Oord, Karen Simonyan, Ivo Danihelka, Oriol Vinyals, Alex Graves, and Koray Kavukcuoglu. Video pixel networks. In *International Conference on Machine Learning*, pages 1771–1779. PMLR, 2017. 6
- [26] Stephen W Kuffler. Discharge patterns and functional organization of mammalian retina. *Journal of neurophysiology*, 16(1):37–68, 1953. 1
- [27] Yong-Hoon Kwon and Min-Gyu Park. Predicting future frames using retrospective cycle gan. In *Proceedings of the IEEE/CVF Conference on Computer Vision and Pattern Recognition*, 2019. 1
- [28] Alex X Lee, Richard Zhang, Frederik Ebert, Pieter Abbeel, Chelsea Finn, and Sergey Levine. Stochastic adversarial video prediction. *arXiv preprint arXiv:1804.01523*, 2018. 7
- [29] Sangmin Lee, Hak Gu Kim, Dae Hwi Choi, Hyung-Il Kim, and Yong Man Ro. Video prediction recalling long-term motion context via memory alignment learning. In *Proceedings of the IEEE/CVF Conference on Computer Vision and Pattern Recognition*, pages 3054–3063, 2021. 6
- [30] Dachong Li, Li Li, Zhuangzhuang Chen, and Jianqiang Li. Shiftwiseconv: Small convolutional kernel with large kernel effect. In *Proceedings of the IEEE/CVF Conference on Computer Vision and Pattern Recognition*, pages 25281–25291, 2025. 2
- [31] Kunchang Li, Yali Wang, Gao Peng, Guanglu Song, Yu Liu, Hongsheng Li, and Yu Qiao. Uniformer: Unified transformer for efficient spatial-temporal representation learning. In *International Conference on Learning Representations*, 2022. 7, 4
- [32] Siyuan Li, Zedong Wang, Zicheng Liu, Cheng Tan, Haitao Lin, Di Wu, Zhiyuan Chen, Jiangbin Zheng, and Stan Z. Li. Moganet: Multi-order gated aggregation network. In *International Conference on Learning Representations*, 2024. 7, 4
- [33] Shaohan Li, Hao Yang, Min Chen, and Xiaolin Qin. Met2net: A decoupled two-stage spatio-temporal forecasting model for complex meteorological systems. In *Proceedings of the IEEE/CVF International Conference on Computer Vision*, pages 5458–5468, 2025. 1, 2, 7
- [34] Xinyu Li, Yanyi Zhang, Jianbo Yuan, Hanlin Lu, and Yibo Zhu. Discrete cosin transformer: Image modeling from frequency domain. In *Proceedings of the IEEE/CVF Winter Conference on Applications of Computer Vision*, pages 5468–5478, 2023. 3
- [35] Shiwei Liu, Tianlong Chen, Xiaohan Chen, Xuxi Chen, Qiao Xiao, Boqian Wu, Tommi Kärkkäinen, Mykola Pechenizkiy, Decebal Constantin Mocanu, and Zhangyang Wang. More convnets in the 2020s: Scaling up kernels beyond 51x51 using sparsity. In *International Conference on Learning Representations*, 2023. 2, 3
- [36] Ze Liu, Yutong Lin, Yue Cao, Han Hu, Yixuan Wei, Zheng Zhang, Stephen Lin, and Baining Guo. Swin transformer: Hierarchical vision transformer using shifted windows. In *Proceedings of the IEEE/CVF International Conference on Computer Vision*, pages 10012–10022, 2021. 2, 7, 4
- [37] Zhuang Liu, Hanzi Mao, Chao-Yuan Wu, Christoph Feichtenhofer, Trevor Darrell, and Saining Xie. A convnet for the 2020s. In *Proceedings of the IEEE/CVF Conference on Computer Vision and Pattern Recognition*, pages 11976–11986, 2022. 7, 4
- [38] William Lotter, Gabriel Kreiman, and David Cox. Deep predictive coding networks for video prediction and unsupervised learning. In *International Conference on Learning Representations*, 2017. 1, 7, 4
- [39] David Marr and Ellen Hildreth. Theory of edge detection. *Proceedings of the Royal Society of London. Series B. Biological Sciences*, 207(1167):187–217, 1980. 1, 2
- [40] Juhong Min, Yucheng Zhao, Chong Luo, and Minsu Cho. Peripheral vision transformer. *Advances in Neural Information Processing Systems*, 35:32097–32111, 2022. 3
- [41] Xuesong Nie, Xi Chen, Haoyuan Jin, Zhihang Zhu, Yunfeng Yan, and Donglian Qi. Triplet attention transformer for spatiotemporal predictive learning. In *Proceedings of the IEEE/CVF Winter Conference on Applications of Computer Vision*, pages 7036–7045, 2024. 2
- [42] Xuesong Nie, Yunfeng Yan, Siyuan Li, Cheng Tan, Xi Chen, Haoyuan Jin, Zhihang Zhu, Stan Z Li, and Donglian Qi. Wavelet-driven spatiotemporal predictive learning: Bridging frequency and time variations. In *Proceedings of the AAAI Conference on Artificial Intelligence*, pages 4334–4342, 2024. 2

- [43] Marc Oliu, Javier Selva, and Sergio Escalera. Folded recurrent neural networks for future video prediction. In *Proceedings of the European Conference on Computer Vision*, pages 716–731, 2018. 6, 7
- [44] Xu Pan, Annie DeForge, and Odelia Schwartz. Generalizing biological surround suppression based on center surround similarity via deep neural network models. *PLoS computational biology*, 19(9):e1011486, 2023. 2
- [45] Yongming Rao, Wenliang Zhao, Yansong Tang, Jie Zhou, Ser-Lam Lim, and Jiwen Lu. Hornet: Efficient high-order spatial interactions with recursive gated convolutions. *Advances in Neural Information Processing Systems*, 2022. 7, 4
- [46] Christian Schuldt, Ivan Laptev, and Barbara Caputo. Recognizing human actions: a local svm approach. In *Proceedings of the 17th International Conference on Pattern Recognition, 2004. ICPR 2004.*, pages 32–36. IEEE, 2004. 5
- [47] Xingjian Shi, Zhoung Chen, Hao Wang, Dit-Yan Yeung, Wai-Kin Wong, and Wang-chun Woo. Convolutional lstm network: A machine learning approach for precipitation nowcasting. *Advances in Neural Information Processing Systems*, 28, 2015. 1, 2, 6, 7, 4
- [48] Nitish Srivastava, Elman Mansimov, and Ruslan Salakhudinov. Unsupervised learning of video representations using lstms. In *International Conference on Machine Learning*, pages 843–852. PMLR, 2015. 5
- [49] Cheng Tan, Zhangyang Gao, Lirong Wu, Yongjie Xu, Jun Xia, Siyuan Li, and Stan Z. Li. Temporal attention unit: Towards efficient spatiotemporal predictive learning. In *Proceedings of the IEEE/CVF Conference on Computer Vision and Pattern Recognition*, pages 18770–18782, 2023. 1, 6, 7, 4
- [50] Cheng Tan, Siyuan Li, Zhangyang Gao, Wenfei Guan, Zedong Wang, Zicheng Liu, Lirong Wu, and Stan Z Li. Openstl: A comprehensive benchmark of spatio-temporal predictive learning. *Advances in Neural Information Processing Systems*, 36:69819–69831, 2023. 2, 5, 4
- [51] Cheng Tan, Zhangyang Gao, Siyuan Li, and Stan Z Li. Simvpv2: Towards simple yet powerful spatiotemporal predictive learning. *IEEE Transactions on Multimedia*, 2025. 7, 4
- [52] Song Tang, Chuang Li, Pu Zhang, and RongNian Tang. Swinlstm: Improving spatiotemporal prediction accuracy using swin transformer and lstm. In *Proceedings of the IEEE/CVF International Conference on Computer Vision*, pages 13470–13479, 2023. 1, 2, 6, 7
- [53] Yujin Tang, Peijie Dong, Zhenheng Tang, Xiaowen Chu, and Junwei Liang. Vmrnn: Integrating vision mamba and lstm for efficient and accurate spatiotemporal forecasting. In *Proceedings of the IEEE/CVF Conference on Computer Vision and Pattern Recognition Workshops*, pages 5663–5673, 2024. 1, 2, 6, 7
- [54] Ilya O Tolstikhin, Neil Houlsby, Alexander Kolesnikov, Lucas Beyer, Xiaohua Zhai, Thomas Unterthiner, Jessica Yung, Andreas Steiner, Daniel Keysers, Jakob Uszkoreit, et al. Mlp-mixer: An all-mlp architecture for vision. *Advances in Neural Information Processing Systems*, 34:24261–24272, 2021. 7, 4
- [55] Hugo Touvron, Matthieu Cord, Alexandre Sablayrolles, Gabriel Synnaeve, and Hervé Jégou. Going deeper with image transformers. In *Proceedings of the IEEE/CVF International Conference on Computer Vision*, pages 32–42, 2021. 5
- [56] Asher Trockman and J Zico Kolter. Patches are all you need? *Transactions on Machine Learning Research*, 2023. Featured Certification. 7, 4
- [57] Maxwell H Turner, Gregory W Schwartz, and Fred Rieke. Receptive field center-surround interactions mediate context-dependent spatial contrast encoding in the retina. *Elife*, 7: e38841, 2018. 2
- [58] Pichao Wang, Wanqing Li, Philip Ogunbona, Jun Wan, and Sergio Escalera. Rgb-d-based human motion recognition with deep learning: A survey. *Computer vision and image understanding*, 171:118–139, 2018. 1
- [59] Yunbo Wang, Mingsheng Long, Jianmin Wang, Zhifeng Gao, and Philip S Yu. Predrnn: Recurrent neural networks for predictive learning using spatiotemporal lstms. *Advances in Neural Information Processing Systems*, 30, 2017. 1, 2, 6, 7, 4
- [60] Yunbo Wang, Zhifeng Gao, Mingsheng Long, Jianmin Wang, and Philip S Yu. Predrnn++: Towards a resolution of the deep-in-time dilemma in spatiotemporal predictive learning. In *International Conference on Machine Learning*, pages 5123–5132. PMLR, 2018. 2, 6, 7, 4
- [61] Yunbo Wang, Lu Jiang, Ming-Hsuan Yang, Li-Jia Li, Mingsheng Long, and Li Fei-Fei. Eidetic 3d lstm: A model for video prediction and beyond. In *International Conference on Learning Representations*, 2018. 2, 6, 7, 4
- [62] Yunbo Wang, Jianjin Zhang, Hongyu Zhu, Mingsheng Long, Jianmin Wang, and Philip S Yu. Memory in memory: A predictive neural network for learning higher-order non-stationarity from spatiotemporal dynamics. In *Proceedings of the IEEE/CVF Conference on Computer Vision and Pattern Recognition*, pages 9154–9162, 2019. 2, 6, 7, 4
- [63] Yunbo Wang, Haixu Wu, Jianjin Zhang, Zhifeng Gao, Jianmin Wang, Philip S Yu, and Mingsheng Long. Predrnn: A recurrent neural network for spatiotemporal predictive learning. *IEEE Transactions on Pattern Analysis and Machine Intelligence*, 45(2):2208–2225, 2022. 7, 4
- [64] Sanghyun Woo, Shoubhik Debnath, Ronghang Hu, Xinlei Chen, Zhuang Liu, In So Kweon, and Saining Xie. Convnext v2: Co-designing and scaling convnets with masked autoencoders. In *Proceedings of the IEEE/CVF Conference on Computer Vision and Pattern Recognition*, pages 16133–16142, 2023. 2, 5
- [65] Hao Wu, Fan Xu, Chong Chen, Xian-Sheng Hua, Xiao Luo, and Haixin Wang. Pastnet: Introducing physical inductive biases for spatio-temporal video prediction. In *Proceedings of the 32nd ACM International Conference on Multimedia*, pages 2917–2926, 2024. 2
- [66] Wei Yu, Yichao Lu, Steve Easterbrook, and Sanja Fidler. Efficient and information-preserving future frame prediction and beyond. In *International Conference on Learning Representations*, 2020. 2, 6
- [67] Weihao Yu, Mi Luo, Pan Zhou, Chenyang Si, Yichen Zhou, Xinchao Wang, Jiashi Feng, and Shuicheng Yan. Metaformer

- is actually what you need for vision. In *Proceedings of the IEEE/CVF Conference on Computer Vision and Pattern Recognition*, pages 10819–10829, 2022. [2](#), [7](#), [4](#)
- [68] Junbo Zhang, Yu Zheng, and Dekang Qi. Deep spatio-temporal residual networks for citywide crowd flows prediction. In *Proceedings of the AAAI Conference on Artificial Intelligence*, pages 1655–1661, 2017. [1](#), [5](#)
- [69] Yiyuan Zhang, Xiaohan Ding, and Xiangyu Yue. Scaling up your kernels: Large kernel design in convnets towards universal representations. *IEEE Transactions on Pattern Analysis and Machine Intelligence*, 2025. [2](#)
- [70] Yiqi Zhong, Luming Liang, Ilya Zharkov, and Ulrich Neumann. Mmvp: Motion-matrix-based video prediction. In *Proceedings of the IEEE/CVF International Conference on Computer Vision*, pages 4273–4283, 2023. [2](#), [6](#), [7](#)

PFGNet: A Fully Convolutional Frequency-Guided Peripheral Gating Network for Efficient Spatiotemporal Predictive Learning

Supplementary Material

6. Existence and Optimality of Ring-Shaped Pass Band

In the main text, we established a **strong existence** result under monotonicity, guaranteeing a ring-shaped pass band for $\beta_k \in (0, \beta_{\max})$. Here we present a **weak existence** theorem that aligns with PFGNet’s implementation, where $\beta = \tanh(\beta_{\text{raw}}) \in (-1, 1)$.

Theorem 1 (Weak Existence of Ring-Shaped Pass Band). *Let $H_1, H_2 : [0, \pi] \rightarrow \mathbb{R}$ denote continuous radial frequency-response profiles. Define $f(r) = H_1(r) - \beta H_2(r)$ for $\beta \in (-1, 1)$. Assume there exist $0 \leq c < a < b \leq \pi$ such that*

$$f(c) \leq 0, \quad f(a) > 0, \quad f(b) \leq 0.$$

Then there exist r_1 and r_2 with $c \leq r_1 < a < r_2 \leq b$ such that

$$f(r) > 0 \quad \text{for all } r \in (r_1, r_2), \text{ and } f(r_1) = f(r_2) = 0.$$

Thus $H_\beta(\omega) = H_1(\|\omega\|) - \beta H_2(\|\omega\|)$ has a non-degenerate ring-shaped pass band $\{\omega : r_1 < \|\omega\| < r_2\}$.

Proof. Since f is continuous with $f(c) \leq 0$ and $f(a) > 0$, the set $S_1 = \{r \in [c, a] : f(r) \leq 0\}$ is non-empty and closed. We define $r_1 = \max S_1$. Clearly, $c \leq r_1 < a$ and $f(r_1) = 0$. By the definition of the maximum, $f(r) > 0$ for all $r \in (r_1, a]$.

Similarly, the set $S_2 = \{r \in [a, b] : f(r) \leq 0\}$ is non-empty and closed because $f(a) > 0$ and $f(b) \leq 0$. We define $r_2 = \min S_2$. Thus $a < r_2 \leq b$ and $f(r_2) = 0$. By the definition of the minimum, $f(r) > 0$ for all $r \in [a, r_2)$.

Combining these results, we have $f(r) > 0$ on the continuous interval (r_1, r_2) . \square

In PFGNet, we set:

- H_1 : frequency response of a large-kernel convolution,
- H_2 : frequency response of a small-kernel convolution,
- $\beta = \tanh(\beta_{\text{raw}}) \in (-1, 1)$: bounded center-suppression coefficient.

The large kernel decays slowly from DC to mid-frequencies, while the small kernel decays rapidly. Their difference $f(r) = H_1(r) - \beta H_2(r)$ naturally satisfies:

- $f(c) \leq 0$ for small $c > 0$ (small kernel dominates near DC),
- $f(a) > 0$ in mid-frequencies (large kernel retains more energy),
- $f(b) \leq 0$ near $b \approx \pi$ (both decay to zero).

Ring-Shaped Band-Pass Filter via Learnable Center Suppression

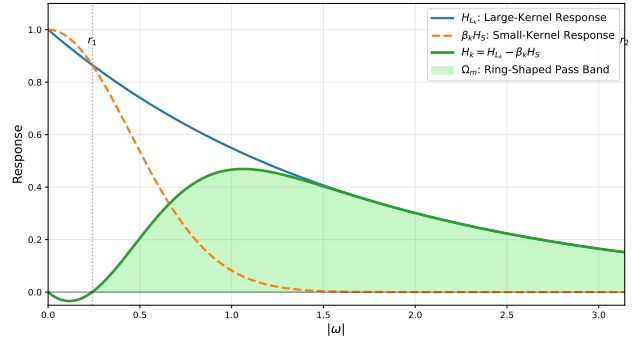


Figure 9. Frequency response of the PFG block. The large-kernel response H_{L_k} decays slowly, while the small-kernel response H_S decays rapidly. Their difference $H_k = H_{L_k} - \beta_k H_S$ (with $\beta_k=0.75$) is positive within the green region, forming a ring-shaped band-pass filter as stated in the main text.

Hence, the combination of large- and small-kernel convolutions ensures the sign pattern required by the corrected weak theorem, yielding a non-degenerate ring-shaped pass band in practice. We illustrate the frequency-selective behavior of the PFG block in Figure 9. Using a large kernel with a slowly decaying frequency response H_{L_k} (e.g., exponential decay with rate 0.6) and a small kernel with a rapidly decaying response H_S (e.g., Gaussian decay with variance parameter 2.5), their difference $H_k = H_{L_k} - \beta_k H_S$ (with $\beta_k = 0.75$) suppresses low-frequency background near DC, amplifies mid-frequency motion cues, and attenuates high-frequency noise, forming a ring-shaped band-pass filter as predicted by our theoretical analysis.

Furthermore, we have the following theorem:

Theorem 2 (Existence of an SNR-maximizing β^*). *Assume the input signal has spectral power $P_S(\omega) \geq 0$ and the additive noise is white with constant power $P_N(\omega) \equiv \sigma_N^2 > 0$. Let the composite filter response be $H_\beta = H_L - \beta H_S$, where H_L and H_S denote the frequency responses of the large and small kernels, respectively. Define the signal-to-noise ratio*

$$\text{SNR}(\beta) = \frac{\int |H_\beta(\omega)|^2 P_S(\omega) d\omega}{\int |H_\beta(\omega)|^2 P_N(\omega) d\omega}.$$

If H_L and H_S are linearly independent in $L^2([0, \pi])$ and $\int |H_S|^2 P_S d\omega > 0$, then $\text{SNR}(\beta)$ admits at least one finite stationary point β^ satisfying $\frac{d}{d\beta} \text{SNR}(\beta) = 0$.*

Proof. Define the signal energy $N(\beta)$ and noise energy

$D(\beta)$ as quadratic forms:

$$N(\beta) := \int |H_L - \beta H_S|^2 P_S(\omega) d\omega = A - 2\beta B + \beta^2 C,$$

$$D(\beta) := \int |H_L - \beta H_S|^2 P_N(\omega) d\omega = \sigma_N^2 (\tilde{A} - 2\beta \tilde{B} + \beta^2 \tilde{C}),$$

where the coefficients are given by the respective integrals (e.g., $C = \int |H_S|^2 P_S d\omega$ and $\tilde{C} = \int |H_S|^2 d\omega$).

By the linear independence of H_L and H_S in L^2 , the denominator $D(\beta)$ is strictly positive for all $\beta \in \mathbb{R}$, ensuring that $\text{SNR}(\beta) = \frac{N(\beta)}{D(\beta)}$ is continuously differentiable on the entire real line.

Consider the asymptotic behavior of $\text{SNR}(\beta)$ as $\beta \rightarrow \pm\infty$. Dividing the numerator and denominator by β^2 yields:

$$\lim_{\beta \rightarrow \pm\infty} \text{SNR}(\beta) = \lim_{\beta \rightarrow \pm\infty} \frac{A/\beta^2 - 2B/\beta + C}{\sigma_N^2(\tilde{A}/\beta^2 - 2\tilde{B}/\beta + \tilde{C})} = \frac{C}{\sigma_N^2 \tilde{C}}.$$

By assumption, $C > 0$ and $\tilde{C} > 0$, so this limit is a finite positive constant, which we denote as L .

We now examine the continuous function $\text{SNR}(\beta)$. There are three possible cases: 1. $\text{SNR}(\beta) \equiv L$ for all β . Then every $\beta \in \mathbb{R}$ is a stationary point, and the theorem holds trivially. 2. There exists some $\beta_0 \in \mathbb{R}$ such that $\text{SNR}(\beta_0) > L$. Since the function is continuous and decays to L at both infinities, by the Extreme Value Theorem, $\text{SNR}(\beta)$ must attain a global maximum at some finite point β^* . 3. There exists some $\beta_0 \in \mathbb{R}$ such that $\text{SNR}(\beta_0) < L$. By the same reasoning, $\text{SNR}(\beta)$ attains a global minimum at some finite point β^* .

In cases 2 and 3, Fermat's theorem guarantees that at the local extremum β^* , the derivative must vanish: $\frac{d}{d\beta} \text{SNR}(\beta^*) = 0$.

Furthermore, setting the derivative to zero yields:

$$N'(\beta)D(\beta) - N(\beta)D'(\beta) = 0.$$

Expanding this expression, the β^3 terms mathematically cancel out ($C\tilde{C}\beta^3 - \tilde{C}C\beta^3 = 0$), leaving a polynomial equation of degree at most 2:

$$(B\tilde{C} - C\tilde{B})\beta^2 + (C\tilde{A} - A\tilde{C})\beta + (\tilde{B}A - B\tilde{A}) = 0.$$

This confirms that $\text{SNR}(\beta)$ has at most two finite stationary points, and we have proven that at least one must exist. \square

Lemma 1 (SNR Advantage of $H_L - \beta H_S$ over H_L). *Assume the input signal has spectral power $P_S(\omega) \geq 0$ and additive white noise with power $\sigma_N^2 > 0$. Let H_L and H_S be the frequency responses of the large and small kernels, respectively, and assume they are linearly independent in $L^2([0, \pi])$. Define the composite filter $H_\beta = H_L - \beta H_S$ and the SNR as*

$$\text{SNR}(\beta) = \frac{\int |H_\beta|^2 P_S d\omega}{\int |H_\beta|^2 \sigma_N^2 d\omega}.$$

Assume further that H_L is not already a stationary point of the SNR in the direction of H_S , meaning

$$\int \text{Re}(H_L \overline{H_S}) P_S d\omega \int |H_L|^2 d\omega \neq \int |H_L|^2 P_S d\omega \int \text{Re}(H_L \overline{H_S}) d\omega$$

(i.e., $B\tilde{A} \neq A\tilde{B}$ in the notation below). Then, there exists $\hat{\beta} \neq 0$ such that

$$\text{SNR}(\hat{\beta}) > \text{SNR}(0).$$

Proof. Define the energy integrals

$$N(\beta) = A - 2\beta B + \beta^2 C, \quad D(\beta) = \sigma_N^2 (\tilde{A} - 2\beta \tilde{B} + \beta^2 \tilde{C}),$$

so that $\text{SNR}(\beta) = N(\beta)/D(\beta)$ and $\text{SNR}(0) = A/(\sigma_N^2 \tilde{A})$. Consider the difference numerator:

$$\Delta(\beta) := N(\beta)\tilde{A} - A \frac{D(\beta)}{\sigma_N^2} = -2\beta(B\tilde{A} - A\tilde{B}) + \beta^2(C\tilde{A} - A\tilde{C}).$$

Clearly $\Delta(0) = 0$. By our assumption, the coefficient of the linear term $K = -2(B\tilde{A} - A\tilde{B})$ is strictly non-zero. For values of β sufficiently close to 0, the linear term $K\hat{\beta}$ strictly dominates the quadratic term $\beta^2(C\tilde{A} - A\tilde{C})$. Since $K \neq 0$, we can choose a $\hat{\beta}$ with a sufficiently small absolute value and the same sign as K . This guarantees that $\Delta(\hat{\beta}) \approx K\hat{\beta} > 0$.

Since $D(\hat{\beta}) > 0$ and $\tilde{A} > 0$, the inequality $\Delta(\hat{\beta}) > 0$ directly implies

$$N(\hat{\beta})\tilde{A} > A \frac{D(\hat{\beta})}{\sigma_N^2} \implies \frac{N(\hat{\beta})}{D(\hat{\beta})} > \frac{A}{\sigma_N^2 \tilde{A}}.$$

Thus, $\text{SNR}(\hat{\beta}) > \text{SNR}(0)$. \square

In PFGNet, we learn a per-channel β in each branch and share it across spatial locations via backpropagation. Since local spectral content varies across pixels, such as motion versus static regions, pixel-wise softmax fusion enables spatially varying optimal denoising, while the channel-wise β provides learnable center suppression, outperforming any fixed global suppression. Moreover, subtracting βH_S can be beneficial: by Lemma 1, there exists a coefficient $\hat{\beta} \neq 0$ such that the filter $H_L - \hat{\beta} H_S$ achieves a strictly higher SNR than the plain large-kernel filter H_L .

This is empirically corroborated in Figure 10. On Moving MNIST, learned channel-wise $\tanh(\beta)$ values are symmetrically distributed around zero across all branches ($K=9, 15, 31$), with significant mass at ± 1 , indicating that both enhancement and suppression of peripheral responses are utilized to model simple digit motion. On TaxiBJ, a complex traffic dataset, $\tanh(\beta)$ is centered at zero with reduced variance for larger kernels, reflecting balanced and mild center modulation to preserve rich mid-frequency flow patterns. Notably, the symmetric usage of positive and negative β on Moving MNIST and the near-zero mean on

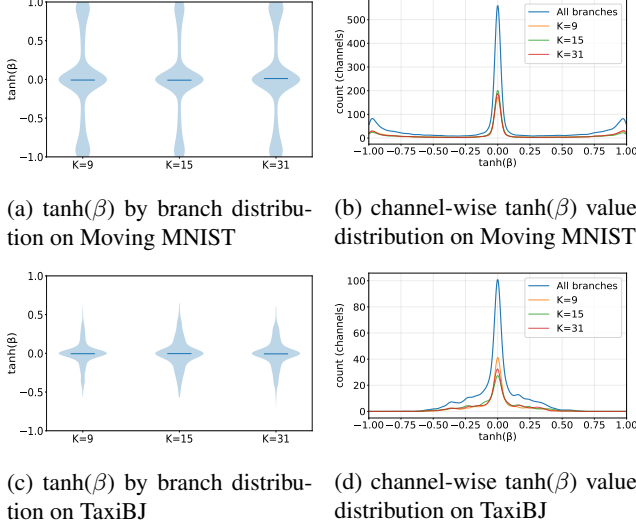


Figure 10. Visualization of $\tanh(\beta)$ on Moving MNIST and TaxiBJ datasets. Each pair shows (a,c) the branch-wise $\tanh(\beta)$ distributions and (b,d) the smoothed channel-wise count curves, where the horizontal axis denotes $\tanh(\beta)$ values and the vertical axis indicates the number of channels.

TaxiBJ are consistent with our SNR analysis: the learned channel-wise β adapts in sign and magnitude to local spectral statistics, supporting the view that pixel-wise softmax gating together with channel-wise suppression improves denoising flexibility in practice.

7. Metric Definitions

Notation Let the prediction and ground truth be $\hat{\mathbf{Y}}, \mathbf{Y} \in \mathbb{R}^{N \times T \times C \times H \times W}$. Dimensions: N is the batch size, T is the temporal length, C is the number of channels, and H, W are the spatial sizes. An element $\hat{Y}_{n,t,c,h,w}$ (or $Y_{n,t,c,h,w}$) is the value at batch index n , time step t , channel c , and spatial location (h, w) . Define the per-frame spatial size (including channels) as $S = CHW$. All scalar metrics are averaged over the batch and time dimensions (N, T) .

7.1. Mean Squared Error (MSE)

Non-spatially normalized

$$\text{MSE} = \sum_{c=1}^C \sum_{h=1}^H \sum_{w=1}^W \left(\frac{1}{NT} \sum_{n=1}^N \sum_{t=1}^T (\hat{Y}_{n,t,c,h,w} - Y_{n,t,c,h,w})^2 \right).$$

Spatially normalized

$$\text{MSE}_{\text{norm}} = \frac{1}{NT} \sum_{n=1}^N \sum_{t=1}^T \left(\frac{1}{S} \sum_{c=1}^C \sum_{h=1}^H \sum_{w=1}^W (\hat{Y}_{n,t,c,h,w} - Y_{n,t,c,h,w})^2 \right).$$

In practice, the spatially normalized MSE is used during training and validation, while the non-spatially normalized version is reported during testing.

7.2. Mean Absolute Error (MAE)

$$\text{MAE} = \sum_{c=1}^C \sum_{h=1}^H \sum_{w=1}^W \left(\frac{1}{NT} \sum_{n=1}^N \sum_{t=1}^T |\hat{Y}_{n,t,c,h,w} - Y_{n,t,c,h,w}| \right).$$

7.3. Peak Signal-to-Noise Ratio (PSNR)

Each pixel value a is converted to 8-bit as $\tilde{a} = \text{uint8}(255a)$. For each sample frame (n, t) , the per-pixel mean squared error is

$$\text{MSE}_{n,t} = \frac{1}{S} \sum_{c=1}^C \sum_{h=1}^H \sum_{w=1}^W (\tilde{Y}_{n,t,c,h,w} - \tilde{Y}_{n,t,c,h,w})^2.$$

With the dynamic range upper bound $I_{\max} = 255$, the frame-level and final PSNR are

$$\text{PSNR}_{n,t} = 20 \log_{10}(I_{\max}) - 10 \log_{10}(\text{MSE}_{n,t}),$$

$$\text{PSNR} = \frac{1}{NT} \sum_{n=1}^N \sum_{t=1}^T \text{PSNR}_{n,t}.$$

7.4. Structural Similarity (SSIM)

For each frame, `skimage.metrics.structural_similarity` is applied in the $[0, 1]$ floating domain and averaged over (N, T) . The frame-level SSIM uses the standard form. With a Gaussian window G ,

$$\begin{aligned} \mu_x &= G * x, & \mu_y &= G * y, & \sigma_x^2 &= G * (x^2) - \mu_x^2, \\ \sigma_y^2 &= G * (y^2) - \mu_y^2, & \sigma_{xy} &= G * (xy) - \mu_x \mu_y, \end{aligned}$$

where x and y denote two corresponding image patches, and $\mu_x, \mu_y, \sigma_x^2, \sigma_y^2, \sigma_{xy}$ are their local means, variances, and covariance computed using the Gaussian window. The SSIM for a pair of patches is defined as

$$\text{SSIM}_{\text{patch}}(x, y) = \frac{(2\mu_x \mu_y + C_1)(2\sigma_{xy} + C_2)}{(\mu_x^2 + \mu_y^2 + C_1)(\sigma_x^2 + \sigma_y^2 + C_2)},$$

where the dynamic range upper bound is $I_{\max} = 1$ and $C_1 = (0.01 I_{\max})^2$, $C_2 = (0.03 I_{\max})^2$. The SSIM of an entire frame $\hat{\mathbf{Y}}_{n,t}, \mathbf{Y}_{n,t}$ is obtained by averaging over all overlapping patches:

$$\text{SSIM}_{\text{frame}}(\hat{\mathbf{Y}}_{n,t}, \mathbf{Y}_{n,t}) = \frac{1}{|\mathcal{P}|} \sum_{(x,y) \in \mathcal{P}} \text{SSIM}_{\text{patch}}(x, y),$$

where \mathcal{P} denotes the set of all patches. The final SSIM is

$$\text{SSIM} = \frac{1}{NT} \sum_{n=1}^N \sum_{t=1}^T \text{SSIM}_{\text{frame}}(\hat{\mathbf{Y}}_{n,t}, \mathbf{Y}_{n,t}).$$

8. Additional experimental results

Furthermore, we extend our evaluation to the Moving Fashion-MNIST (MFMNIST) dataset, with baseline results

obtained from OpenSTL [50] under identical experimental settings. Figure 11 presents qualitative results of PFGNet. As shown in Table 8, PFGNet achieves the *highest accuracy among all recurrent-free models* (MSE: 23.55, SSIM: 0.9024) while maintaining moderate complexity (41.3M parameters, 15.2G FLOPs). Notably, compared to recurrent-based PredRNN (116.0G FLOPs) and PredRNN++ (171.7G FLOPs), PFGNet delivers *significantly lower computational cost* with comparable predictive performance, highlighting its efficiency in spatiotemporal forecasting.

Table 8. Quantitative comparison on the Moving FMNIST dataset.

Method	Params	FLOPs	MSE ↓	MAE ↓	SSIM ↑
Recurrent-based Methods					
ConvLSTM-S [47]	15.0M	56.8G	28.87	113.20	0.8793
ConvLSTM-L [47]	33.8M	127.0G	25.51	104.85	0.8928
PredNet [38]	12.5M	8.6G	185.94	318.30	0.6713
PhyDNet [16]	3.1M	15.3G	34.75	125.66	0.8567
PredRNN [59]	23.8M	116.0G	22.01	91.74	0.9091
PredRNN++ [60]	38.6M	171.7G	21.71	91.97	0.9097
MIM [62]	38.0M	179.2G	23.09	96.37	0.9043
MAU [4]	4.5M	17.8G	26.56	104.39	0.8722
E3D-LSTM [61]	51.0M	298.9G	35.35	110.09	0.8722
PredRNNv2 [63]	23.9M	116.6G	24.13	97.46	0.9004
DMVFN [19]	<u>3.5M</u>	0.2G	118.32	220.02	0.7572
Recurrent-free Methods					
SimVP [14]	58.0M	19.4G	30.77	113.94	0.8740
SimVPv2 [51]	46.8M	16.5G	25.86	101.22	0.8933
TAU [49]	44.7M	16.0G	24.24	96.72	0.8995
ViT [12]	46.1M	16.9G	31.05	115.59	0.8712
Swin Transformer [36]	46.1M	16.4G	28.66	108.93	0.8815
Uniformer [31]	44.8M	16.5G	29.56	111.72	0.8779
MLP-Mixer [54]	38.2M	14.7G	28.83	109.51	0.8803
ConvMixer [56]	3.9M	<u>5.5G</u>	31.21	115.74	0.8709
Poolformer [67]	37.1M	14.1G	30.02	103.39	0.8750
ConvNeXt [37]	37.3M	14.1G	26.41	102.56	0.8908
VAN [18]	44.5M	16.0G	31.39	116.28	0.8823
HorNet [45]	45.7M	16.3G	29.19	110.17	0.8798
MogaNet [32]	46.8M	16.5G	25.14	99.69	0.8963
PFGNet(Ours)	41.3M	15.2G	23.55	94.78	0.9024

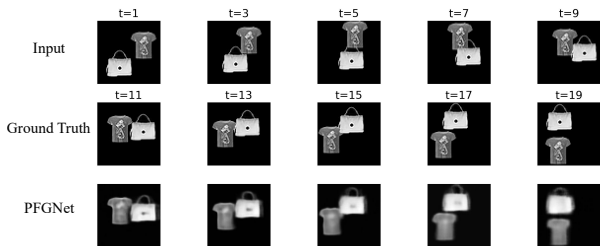


Figure 11. Qualitative results of PFGNet on Moving FMNIST.

9. Additional Ablation Studies

As shown in Figure 12, we further analyze the effect of different n settings in the asymmetric convolution ($n \times k + k \times n$) on the TaxiBJ dataset. The results show that varying n brings only minor changes in performance; setting $n=1$ achieves nearly the same accuracy while reducing compu-

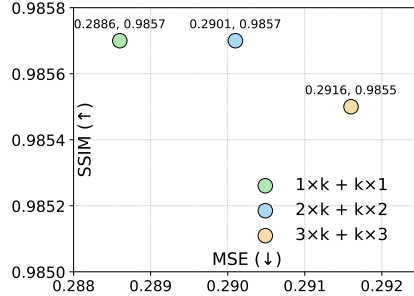


Figure 12. Ablation on asymmetric convolution ($n \times k + k \times n$).

Table 9. Ablation on the number of PFG blocks N_t on Moving MNIST and TaxiBJ.

Dataset	N_t	Params	FLOPs	MSE ↓	MAE ↓	SSIM ↑
Moving MNIST (100 epochs)	2	11.0M	7.4G	34.70	93.93	0.9201
	4	21.1M	10.0G	29.74	83.38	0.9326
	6	31.2M	12.6G	28.33	80.14	0.9363
	8	41.3M	15.2G	27.61	78.54	0.9381
	10	51.3M	17.7G	27.21	77.57	0.9391
TaxiBJ	2	0.53M	0.21G	0.3669	15.88	0.9826
	4	0.97M	0.33G	0.3216	15.21	0.9842
	6	1.41M	0.44G	0.3130	14.99	0.9851
	8	1.86M	0.55G	0.2881	14.75	0.9857
	10	2.30M	0.67G	0.2919	14.78	0.9853

Table 10. Ablation on the number of PFG blocks N_t on KTH ($10 \rightarrow 20$).

Dataset	N_t	Params	FLOPs	SSIM ↑	PSNR ↑
KTH $10 \rightarrow 20$	2	10.8M	57.1G	0.908	33.88
	4	20.8M	98.5G	0.910	34.01
	6	30.9M	0.14T	0.911	34.10
	8	41.0M	0.18T	0.909	34.10
	10	51.1M	0.22T	0.912	34.24

tational complexity. Therefore, we adopt $n=1$ as a compact and efficient default configuration in our experiments.

In all main experiments, we set the number of PFG blocks N_t to follow the same configuration as SimVP and its variants in OpenSTL to ensure a fair comparison; Tables 9 and 10 further investigate how varying N_t from 2 to 10 affects model complexity and accuracy. As expected, Params and FLOPs grow linearly with N_t , since stacking more PFG blocks only introduces additional, structurally identical modules. On Moving MNIST, a larger N_t consistently leads to lower MSE/MAE and higher SSIM, indicating that this dataset benefits from deeper temporal modeling and does not show overfitting within the tested range. On TaxiBJ, performance also improves as N_t increases, but the best results are obtained at $N_t=8$, while $N_t=10$ brings slightly worse scores, suggesting a mild overfitting tendency and diminishing returns when the model becomes

too deep. On KTH (10→20), increasing N_t from 2 to 10 generally leads to higher SSIM and PSNR, though the improvements become marginal once $N_t \geq 6$ and even show slight fluctuations, and the final training loss remains clearly below the validation loss, indicating that the motion structure is already well captured and extra depth mainly refines local details rather than improving generalization. In practice, choosing $N_t=4$ or $N_t=6$ recovers most of the gains while keeping the model compact, which aligns with the settings commonly used in OpenSTL. Overall, these results confirm that the OpenSTL default choice is well justified and provides a well-balanced trade-off between computational efficiency and predictive performance, and we therefore adopt this setting in our main experiments.

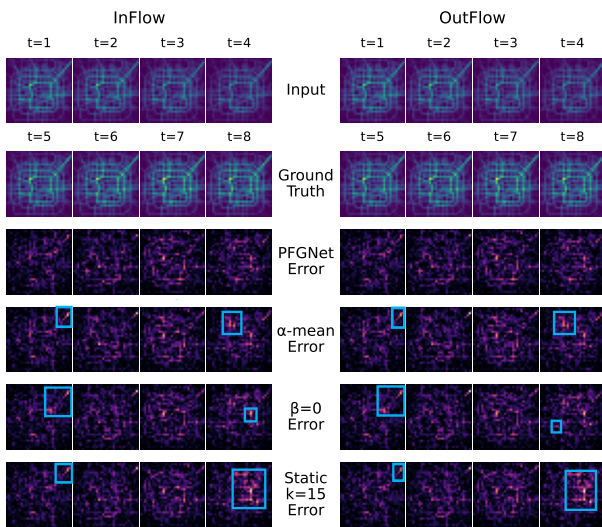


Figure 13. Qualitative visualizations on TaxiBJ.

Figure 13 presents qualitative results on TaxiBJ. We compare PFGNet error maps ($|\hat{Y} - Y|$) against three ablations: uniform fusion (α -mean), disabled center suppression ($\beta = 0$), and static kernel ($k = 15$). All maps share a unified scale. The ablations exhibit visibly larger and more diffuse errors (see highlights) compared to the sparse residuals of PFGNet. **This qualitative evidence corroborates the quantitative results in Sec. 4.3**, confirming that both adaptive gating and learnable center modulation are critical for refining structural details.

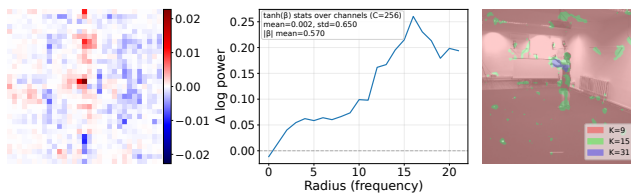


Figure 14. Mechanistic visualization of the learned PFGNet.

Layer-wise dissection on Human3.6M. As shown in Figure 14, we select the information-dense Human3.6M benchmark and dissect one learned PFG module, reproducing the operator behavior from the spatial to the spectral domain.

Spatial antagonistic structure (Left). The median effective kernel ($K = 31$ branch) exhibits a sign contrast between center and surround with an approximately ring-shaped tendency. This pattern is not manually imposed; it emerges from separable large- k peripheral aggregation and the learnable center-surround suppression term. The resulting shape is analogous to the classic Difference-of-Gaussians receptive-field model of retinal ganglion cells.

Adaptive spectral re-weighting (Middle). We plot the radial log-power ratio for the $K = 31$ branch against $\beta = 0$ baseline ($\Delta \log P(r) = \log P_{\text{full}} - \log P_{\beta=0}$). Energy is weakened in the low-frequency region, while strengthened in the mid-to-high frequency region to enhance motion boundaries and structural changes. The curve flattens at the highest-frequency end, indicating that high-frequency noise is not over-amplified. With the statistics in the figure, $\tanh(\beta)$ has near-zero mean and large standard deviation across channels, suggesting that the so-called suppression acts as channel-dependent bidirectional regulation: some channels suppress the center response, while others effectively compensate it. This flexibility aligns with antagonistic processing in biological vision.

Spatially adaptive kernel selection (Right). We overlay the $\arg \max$ map of the learned gating weights α , up-sampled to the input resolution, on an input frame, visualizing the dominant kernel scale at each spatial location. The model prefers larger kernels around dynamic regions and motion boundaries, while assigning smaller kernels to smooth and static background, supporting input-adaptive receptive-field selection.