

NEW KREUTZ SUNGRAZER C/2026 A1 (MAPS): THIRD TIME'S THE CHARM?

ZDENEK SEKANINA

La Canada Flintridge, California 91011, U.S.A.; ZdenSek@gmail.com

Version February 20, 2026

ABSTRACT

This paper describes progress achieved in early investigations of the orbital motion and light curve of comet C/2026 A1 (MAPS), the third ground-based discovery of a Kreutz sungrazer in the 21st century. The highly unusual trait of the comet that has so far been ascertained is its extraordinarily long orbital period. The most recent orbital computations make it increasingly likely that the object is a fragment of one of the comets observed by Ammianus Marcellinus in AD 363, thereby strengthening evidence in support of the contact-binary hypothesis of the Kreutz system. In this context, the comet is the only second-generation fragment of Aristotle's comet that we are aware of to appear after the 12th century. It does not look like a major fragment, but rather like an outlying fragment of a much larger sungrazer. In 363 it apparently separated from a parent different from the lineage of comet Pereyra. The light curve of comet MAPS has so far been fairly smooth, without outbursts. To reach the brightness of comet Ikeya-Seki, the comet would have to follow an r^{-17} law in the coming weeks, which is unlikely.

Keywords: individual comets: C/1843 D1, C/1963 R1, C/2026 A1, others; methods: data analysis

1. INTRODUCTION

Comet C/2026 A1, discovered by A. Maury, San Pedro de Atacama, Chile, on CCD images taken with F. Signoret and G. Attard as part of the MAPS survey on 2026 January 13 (Maury 2026), is the third Kreutz sungrazer discovered from the ground in the 21st century. The first one, C/2011 W3 (Lovejoy), turned out to be a “headless wonder” beginning a few days after perihelion, while the second one, C/2024 S1 (ATLAS), was a dwarf sungrazer and, in terms of expectation, a flop. It is hoped that the third try will be more successful. Regardless of the performance of the new comet near perihelion, which at present (six weeks before perihelion) is anybody's guess, it already achieved a new record at the time of discovery: it has become the Kreutz sungrazer detected at by far the largest heliocentric distance preperihelion.

It is interesting to look at the history of preperihelion discoveries of Kreutz sungrazers from the ground. They are a fairly exclusive club, whose definite members are the Great September Comet of 1882 (C/1882 R1), du Toit (C/1945 X1), Ikeya-Seki (C/1965 S1), and the 21st century sungrazers. According to Galle (1894), the giant 1882 comet was first seen in the Gulf of Guinea and at the Cape of Good Hope on 1882 September 1, 16 days before perihelion. By sheer coincidence, D. du Toit discovered his 1945 sungrazer at about the same time relative to perihelion — 16.9 days before it (Paraskevopoulos 1945). K. Ikeya and T. Seki caught their comet, within some 15 minutes of each other, 32.4 days before perihelion (Hirose 1965). T. Lovejoy detected his comet 18.3 days before perihelion (Lovejoy 2011), and R. Siverd comet ATLAS 30.9 before perihelion (Denneau 2024). The discovery of comet MAPS 81.4 days before perihelion thus beats the previous record of Ikeya and Seki by a factor of 2.5.

For the sake of completeness, I add that another sungrazer, the Great March Comet of 1843 (C/1843 D1), is a *very* questionable member of this group. According to Encke (1843), anonymous reports of the 1843 comet

published in New York newspapers mentioned that the comet was first detected on 1843 February 5, 22 days before perihelion. However, when introducing the new cometary designation system in 1995, Marsden obviously did not consider this information trustworthy enough, because if he did he would have assigned the comet a designation C/1843 C1, not D1. In his comments on the classification, Marsden (1995) did not even mention the controversy. Additional preperihelion observations were remarked on by Herrick (1843) and by Peirce (1844), but dated February 19.9 UT (Bermuda), February 24.0 UT (Philadelphia, PA), and February 26.9 UT (Puerto Rico), they all were made less than 10 days before perihelion.

With a touch of humor, one could also include comet Tewfik (X/1882 K1), since its positions measured during the total solar eclipse were according to Marsden (1967) in good agreement with the positions that it should have occupied 0.2 day before perihelion, if its motion followed the orbit of the 1843 sungrazer, a plausible assumption.

The very early discovery of the new comet is of course expected to have beneficial ramifications in terms of our learning its properties; in this contribution I briefly comment on two of them, which already seem to provide exciting results.

2. THE ORBITAL ELEMENTS

To accurately know the orbit of a comet is always important in order to better understand the object, but to accurately know the orbit of a Kreutz comet is vitally important in order to better understand the entire Kreutz sungrazer system. The reason is the system's enormous complexity produced by its members' susceptibility to fragmentation, especially—but not solely—at perihelion. Perihelion breakup, by the solar tidal forces, dramatically affects the long-term temporal distribution of sungrazers because every new fragment is launched into a path with an orbital period that differs greatly from the orbital period of a neighboring fragment. To keep track of the total temporal distribution is not possible, but a reliable determination of the orbital period of any par-

Table 1
Sets of Orbital Elements for C/2026 A1 Available As of 2026 Feb 14 (Equinox J2000)

Quantity	Orbit determined by		
	Nakano	MPC	JPL #3
Epoch of osculation (TT)	2026 Mar 21.0	2025 Nov 21.0	2026 Jan 20.0
Perihelion time, 2026 (TT)	Apr 4.59815 \pm 0.00223	Apr 4.59852	Apr 4.59624 \pm 0.01051
Argument of perihelion	86°.35761 \pm 0°.02517	86°.24378	86°.34398 \pm 0°.07585
Longitude of ascending node	7°.89625 \pm 0°.02394	7°.76472	7°.87938 \pm 0°.06172
Orbit inclination	144°.49336 \pm 0°.00036	144°.49575	144°.49411 \pm 0°.00243
Perihelion distance (R_\odot)	1.2290 \pm 0.0027	1.2317	1.2288 \pm 0.0124
Orbital period (yr)	1869.5 \pm 28	1909 \pm 518	1892.9 \pm 169
Barycentric original period (yr)	1672.2	1663.8	1687.8
Nominal time of previous perihelion	AD 354.0	AD 362.5	AD 338.5
Line of apsides:			
Ecliptic longitude of perihelion	282°.368	282°.375	282°.367
Ecliptic latitude of perihelion	+35°.424	+35°.416	+35°.423
Number of observations	187	281	268
Dates of first and last observations	2025 Dec 19–2026 Feb 9	2026 Jan 13–2026 Feb 2	2026 Jan 13–2026 Feb 2
Observed orbital arc (days)	52	20	20
Mean residual	$\pm 0''.58$	$\pm 0''.60$	$\pm 0''.54$

ticular sungrazer allows one to constrain its past orbital evolution and helps get insight into broader relationships among members of the system as a whole.

If the outcome of the MAPS comet’s current, preliminary orbital computations is confirmed in the future, when a longer orbital arc is available, we are in for a big surprise because the object appears to have had a very interesting history. I begin with comparison of the sets of orbital elements in Table 1, available at the time of writing (mid-February 2026). All three have been computed by experienced sources: on the left is the updated orbit by S. Nakano, who has been providing orbital data to the *Central Bureau of Astronomical Telegrams*; his first, preliminary orbit accompanied Green’s (2026) official announcement of the comet’s discovery. Tabulated here on the left is his improved set (Nakano 2026),¹ based on an extended orbital arc of 52 days. In the middle of the table is the set published in the *Minor Planet Center’s* (MPC) Orbits/Observations Database,² also available on an electronic circular (M.P.C. Staff 2026). On the right is orbit #3, issued by the *Jet Propulsion Laboratory’s* (JPL) Solar System Dynamics Group in its *Small-Body Database Lookup* website.³ Unlike Nakano’s orbit, the MPC and JPL orbits are based on an orbital arc of only 20 days, as they use no predisccovery images of the comet (for these data, see Green 2026). This constraint handicaps them in relation to Nakano’s orbit in that the orbital period, the element of considerable interest, is burdened by unacceptably large uncertainty, even though its nominal values in all three cases are fairly similar. This is in part caused by a somewhat unfortunate circumstance that the three sets have used different osculation epochs, but for the orbital period this has been taken care of by computing the barycentric values. These are seen to agree within 24 years or 1.5 percent, which is amazing given the short orbital arcs and the large errors involved.

3. THE ORBITAL PERIOD AND ITS RAMIFICATIONS

The orbital period is important because it tells us when the object was at perihelion last time and when it will be at perihelion next time. Before Kreutz, the orbital periods of sungrazing comets were unknown, which resulted in sometimes hilarious situations with false identifications. The periods were dramatically underestimated by a factor of up to 20(!), occasionally even more. One of Kreutz’s (1891, 1901) greatest contributions was his conclusion that the *two* brightest sungrazers of the 19th century had their periods in a general range of 500 to 800 years.

It should be pointed out that these numbers are by no means the lower and upper boundaries for the orbits of all Kreutz sungrazers. For example, Marsden (1967) showed that the orbital period of comet Pereyra when it was leaving the Solar System in 1963 was close to 900 years. We have no idea what actually are the orbital periods of thousands of dwarf Kreutz sungrazers that coronagraphs on board the Solar and Heliospheric Observatory (SOHO) and other space-borne instruments have been detecting. Since their majority is likely to be debris of the Great Comet of 1106 and because their lifetimes are known to be shorter than one revolution about the Sun, one can infer that their orbital periods are shorter than 1000 years.

We should be thankful to comet MAPS that it is gently warning us that we may not be necessarily correct. All three sets of elements in Table 1 clearly demonstrate that the comet’s orbital period is much longer than 1000 years, the number based on Nakano’s elements suggests that the period is almost certainly longer than 1600 years. It is the barycentric value, which being corrected for effects of the planetary perturbations and reduced to the barycenter of the Solar System, is the one that counts, because it essentially measures the temporal distance between the comet’s two consecutive perihelion passages. Thus, the entry on line 2 minus the entry on line 8 gives the number on line 9. By directly integrating

¹ See <http://www.oaa.gr.jp/~oaacs/nk.htm>.

² See https://minorplanetcenter.net/db_search.

³ See https://ssd.jpl.nasa.gov/tools/sbdb_lookup.html#.

the comet’s motion back to the 4th century, Nakano (personal communication via D. W. E. Green) determined that perihelion was actually reached on 357 August 15. And it is this result that makes the comet a hit.

The very long orbital period of comet MAPS is in a peculiar way relevant to the fortunes of a contact-binary hypothesis of the Kreutz system that I proposed a few years ago (Sekanina 2021). If an original orbital period essentially equaling 1663 years is confirmed, the comet will strongly support one of the fundamental features of the hypothesis, for which evidence has been rather tenuous. I am referring to a group of first-generation fragments of Aristotle’s comet (assumed to be the progenitor), which were direct parents of a number of major sungrazers in the middle ages, including the Great Comet of 1106. Following the progenitor’s fragmentation far from the Sun (a condition demanded by the wide range of nodal longitudes among observed sungrazers), the first-generation fragments were predicted to arrive at perihelion almost simultaneously. The hypothesis thus badly needed evidence of not a comet, but a *swarm* of comets in Kreutz orbits appearing at the right time — around AD 367, midway between 372 BC (the year of Aristotle’s comet) and 1106 (the year of the Great Comet).

The situation looked hopeless, until I picked up a book *The Greatest Comets in History* by D. Seargent (2009) and glanced through a paragraph on Roman historian Ammianus Marcellinus writing that “*in broad daylight comets were seen*” in late 363. I had read that line elsewhere, in connection with another comet that appeared earlier that year, moving in a path clearly inconsistent with the expected motion of a Kreutz comet. However, Seargent did make the important point that the two events had nothing in common and added several lines that absolutely astonished me. He pointed out that a Kreutz sungrazer could fit Ammianus’ brief account and — as wild speculation — the reference to *comets* (in the plural) “*may imply several sungrazing fragments close together?*” In the absence of more convincing evidence this was the clincher. What looked like *wild speculation* to the book’s author, turned out to be the *last piece* of a puzzle that I needed to finalize my hypothesis.

The contribution from comet MAPS to this story and the provided benefit are obvious. While I could argue that the event, worth no more than six words to Ammianus, was in all probability *unprecedented*, I could not — and had no hope to ever — muster up stronger arguments. But now, all of a sudden, an object is arriving that either was seen by Ammianus from Antioch or, more probably, is a fragment of one of the comets that he saw in broad daylight. In the least, none of the sets of elements in Table 1 rules out this possibility, and Nakano’s set — as the currently most accurate one — makes the appearance of Kreutz comets in AD 363 increasingly likely, given that his direct determination of the perihelion time differs by only $6\frac{1}{4}$ years from the critical time, with a mean error of ± 28 years. This is my first point.

My second point is that with its very long orbital period of 1600+ years, this object surely could hardly be one of the very massive fragments, which must have left perihelion with only slightly changed orbital periods, as is documented by the 1106 and 1138 sungrazers. This means that comet MAPS provides *hard evidence of tidal fragmentation* taking place at perihelion in AD 363.

My third point emphasizes that thanks to its very long orbital period, comet MAPS has been — until this coming April — spared a second close approach to the Sun, so that we have the unique opportunity to investigate a *second-generation fragment* of Aristotle’s comet, comparable, for example, to the Great Comet of 1106, albeit on a reduced size scale.

Two final points are related questions: under what conditions can a fragment acquire such a long orbital period and what does it reveal about comet MAPS’ direct parent (that is, a first-generation fragment) and its identity. I address these problems in detail below.

4. ORBITAL PERIOD AS A PRODUCT OF CONDITIONS AT SEPARATION

The fragmented nucleus of the Great September Comet of 1882 resembled after perihelion a line of *small beads strung on a thread of worsted*, as Gill (1883) put it. This appearance, easily resolved a few weeks after separation, meant that the individual masses must have ended up in *very* different orbits. Indeed, in Part II of his famous treatise *Untersuchungen über das System der Cometen 1843 I, 1880 I und 1882 II*, Kreutz (1891) computed that the orbital periods of four brightest nuclear fragments ranged over an interval of almost 300 years, from about 670 years to nearly 960 years.

The reason for the large variations in the orbital period is simple: the orbital velocities of sungrazers are just below the escape velocity from the Sun, when the orbital period becomes infinitely long. For example, the 1882 sungrazer in an orbit with a period of 772 years had at perihelion a velocity approximately 11 m/s below the escape limit. To end up in an orbit with a period of 872 years, a fragment only needed to acquire a separation velocity of 0.86 m/s (for example, rotational in nature) in the direction of the orbital velocity.

There is another way to get a fragment into an orbit with a period of 872 years, namely by placing it at perihelion 4.16 km farther from the Sun along the radius vector than was the 1882 sungrazer (orbiting with the same period of 772 years as before) and keeping the orbital velocity unchanged.

In reality this is what happens when a fragment breaks off from its parent at rest. The distance of 4.16 km is in fact the separation distance of the center of mass of the fragment from the center of mass of the parent along the radius vector, as illustrated in Figure 1.

Under the effects of the solar tidal forces there are thus two ways to get fragments into orbits with widely different periods: by momentum exchange (via a separation velocity) or by virtue of shifts in the center of mass along the radius vector with no momentum change. Pursuing this latter option: if P_{par} is the orbital period of the parent, P_{frg} the orbital period of the fragment, and r_{frg} the heliocentric distance at the time of separation, the distance u_{frg} of the fragment’s center of mass from the parent’s center of mass along the radius vector can be expressed as

$$u_{\text{frg}} = \frac{1}{2} r_{\text{frg}}^2 \left(P_{\text{par}}^{-\frac{2}{3}} - P_{\text{frg}}^{-\frac{2}{3}} \right), \quad (1)$$

where P_{par} and P_{frg} are in years and r_{frg} and u_{frg} in AU. The minimum distance u_{frg} is obtained, when the fragmentation event is assumed to take place exactly at perihelion, $r_{\text{frg}} = q_{\text{par}}$.

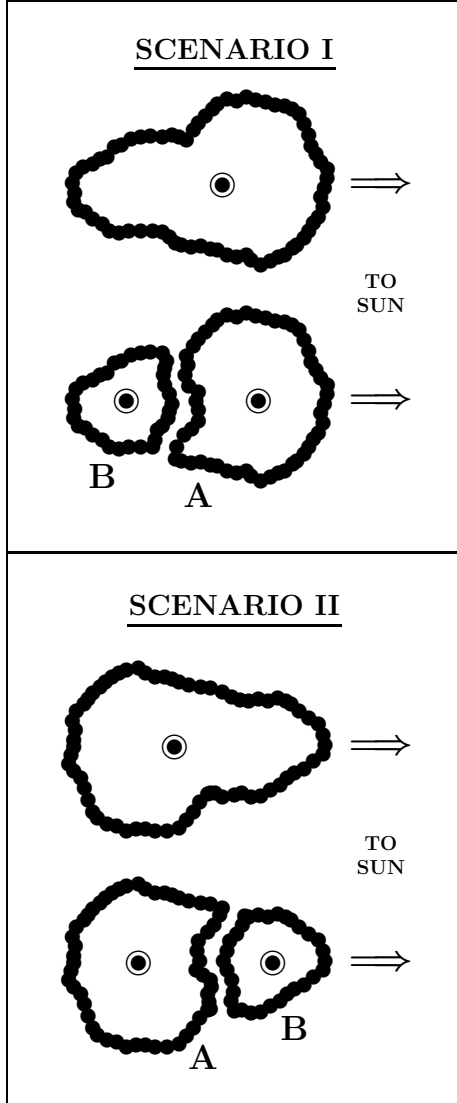


Figure 1. A sungrazer’s nucleus in close proximity of perihelion shortly before and after breaking up tidally into two uneven fragments. In Scenario I (top) it is the more sizable fragment A that begins its existence on the sunward side of the parent’s nucleus (to the right). It ends up in an orbit of shorter period than the parent’s. On the other hand, the smaller fragment B, on the far side from the Sun, enters an orbit of longer period than was the parent’s — the case of comet MAPS. In Scenario II, the positions of the fragments are reversed and so are their future orbital periods. The circled disks are the centers of mass of the parent comet and the two fragments. (Adapted from Sekanina & Kracht 2022.)

Coming back to comet MAPS, the minimum distance u_{frg} can readily be determined, if we know its parent’s orbital period and perihelion distance. Since the birth of the Kreutz system at large heliocentric distance had essentially no effect on the orbital periods of the first-generation fragments and they all arrived at perihelion over a very short period of time, $P_{\text{par}} = 735$ years. With $P_{\text{frg}} = 1663$ years, one finds from Equation (1)

$$u_{\text{frg}}(\text{MAPS}) = 8.336 q_{\text{par}}^2, \quad (2)$$

where q_{par} is now in solar radii and u_{frg} comes out in km. Since the ratio of the perihelion distances of the fragment to the parent, $(q_{\text{par}} + u_{\text{frg}})/q_{\text{par}} \rightarrow 1$, all one needs to do is

to integrate the motion of comet MAPS back to AD 363 in order to obtain q_{par} . Nakano (personal communication via D. W. E. Green) thus obtained $q_{\text{par}} = 1.187 R_{\odot}$ and

$$u_{\text{frg}}(\text{MAPS}) \simeq 11.7 \text{ km}. \quad (3)$$

The conclusion is that if the radial distance of the center of mass of the fragment to become comet MAPS from the center of mass of its parent was about 12 km, the fragment would have ended up in an orbit with a period of 1663 years, if it separated exactly at perihelion. Thus, the unusually long orbital period of comet MAPS is readily understood as that of an outlying fragment (at far left in Scenario I of Figure 1) of a sungrazer more than ~ 20 km across. But since $u_{\text{frg}} \sim r_{\text{frg}}^2$, it is highly sensitive to the point of separation in the orbit, the actual distance also depends on the angle with the radius vector.

5. RELATIONSHIP TO MAJOR KREUTZ SUNGRAZERS: PRELIMINARY RESULTS

In a classification system that I introduced for Kreutz sungrazers (e.g., Sekanina 2022), comet MAPS appears to belong to Population Pe, because its nodal longitude is currently nearly identical with that of comet Pereyra (C/1963 R1). However, an in-depth investigation is in order to rule out coincidence.

The straightforward link of comet MAPS to the apparition of AD 363 provides us with the unique opportunity to examine the level of its relationship with other Kreutz sungrazers, the major ones in particular, at that time. Table 2 compares critical orbital parameters of comet MAPS (or its parent) with the lineage of 363–1106–1843 (Population I), 363–1138–1882 (Population II), as well as 363–1041–1963 (Population Pe). It is apparent that comet MAPS had its own parent, although it derived from Lobe I, the source of Populations I and Pe. The numbers for Pe depend on whether the link of Pereyra to the September 1041 comet is correct. Given that the orbit of comets MAPS is still in the process of being refined, the present conclusions are preliminary.

6. THE LIGHT CURVE

Light curve is another cometary characteristic that greatly benefits from early discovery. I already showed in Section 1 that there is a total of only six Kreutz sungrazers discovered from the ground before perihelion. Their number with a meaningful preperihelion light curve is even smaller. In the following I present two plots, the first of which (Figure 2) displays a normalized total magnitude $H_{\Delta}(r, 1, 0^{\circ}, \text{corr})$ as a function of time from perihelion (negative numbers mean before perihelion), the other (Figure 3) exhibits the normalized magnitude as a function of heliocentric distance r (in AU).

Table 2
Comparison of Kreutz Sungrazers in AD 363^a (Equinox J2000)

Sungrazer’s parent in AD 363	Longitude of ascending node, Ω	Perihelion distance, $q (R_{\odot})$	Line of apsides	
			longitude L_{π}	latitude B_{π}
C/2026 A1	359°5	1.187	282°484	+35°398
C/1843 D1	3.0	1.111	282.354	+35.435
C/1882 R1	341.8	1.816	283.049	+35.274
C/1963 R1	355.7	1.074	282.685	+35.374

^a Orbit of C/2026 A1 by Nakano, other by Sekanina & Kracht (2022).

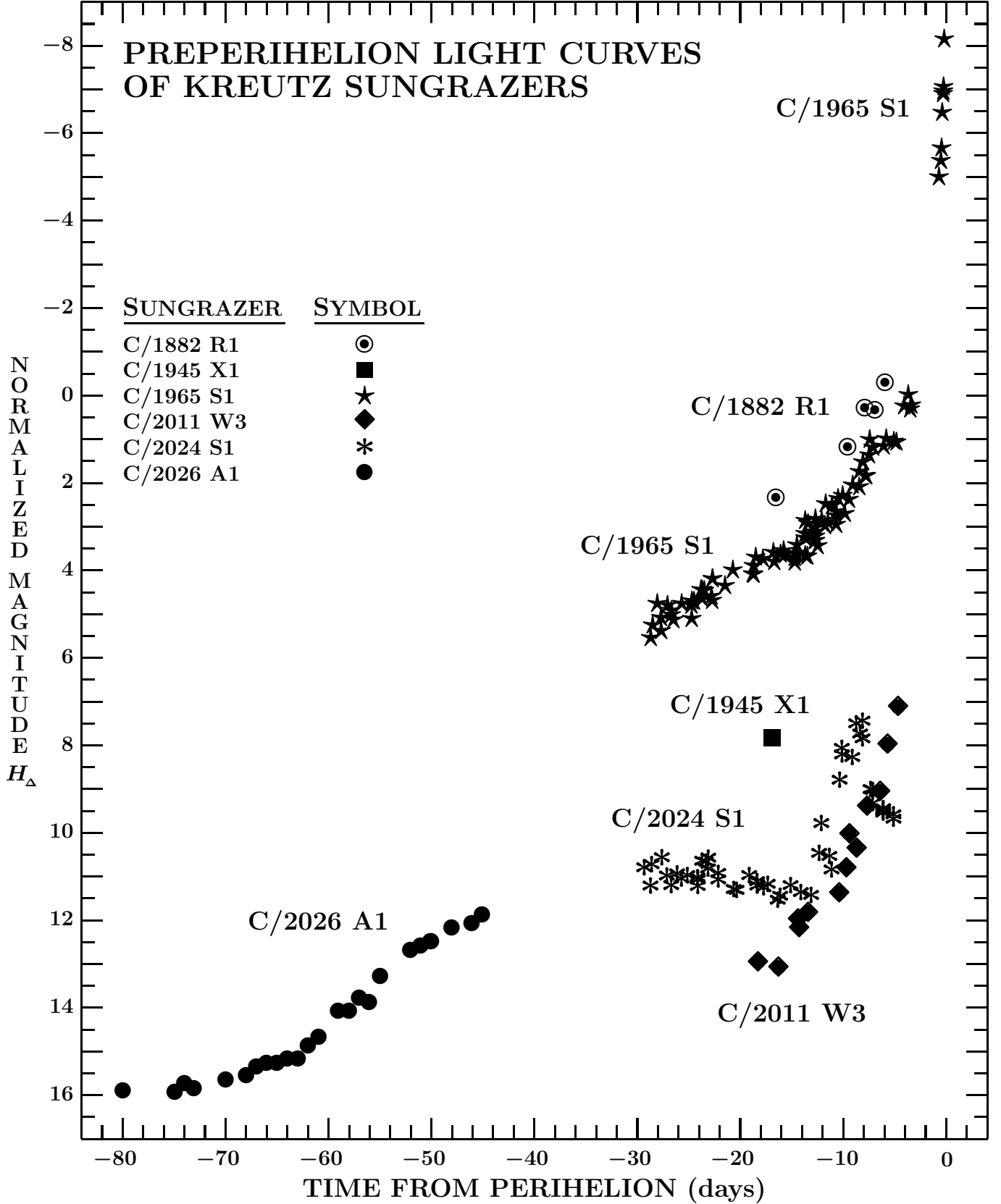


Figure 2. Preperihelion light curves of the Kreutz sungrazers discovered from the ground. Observed magnitudes were taken mostly from the *Comet Observation Database* (COBS), for C/1882 R1, C/1945 X1, and C/1965 S1 from other sources, as mentioned in the text. The normalized magnitude has been reduced to 1 AU from the Earth by an inverse square power law, to a zero phase angle by the Marcus law, and standardized by applying the personal/instrumental correction. Among the interesting features of the plot is that C/2024 S1, which did not survive perihelion, was mostly brighter than C/2011 W3, which did survive it (though barely), and that C/2026 A1 will be substantially fainter near perihelion than C/1965 S1 unless its rate of brightening picks up a lot between 40 and 30 days before perihelion.

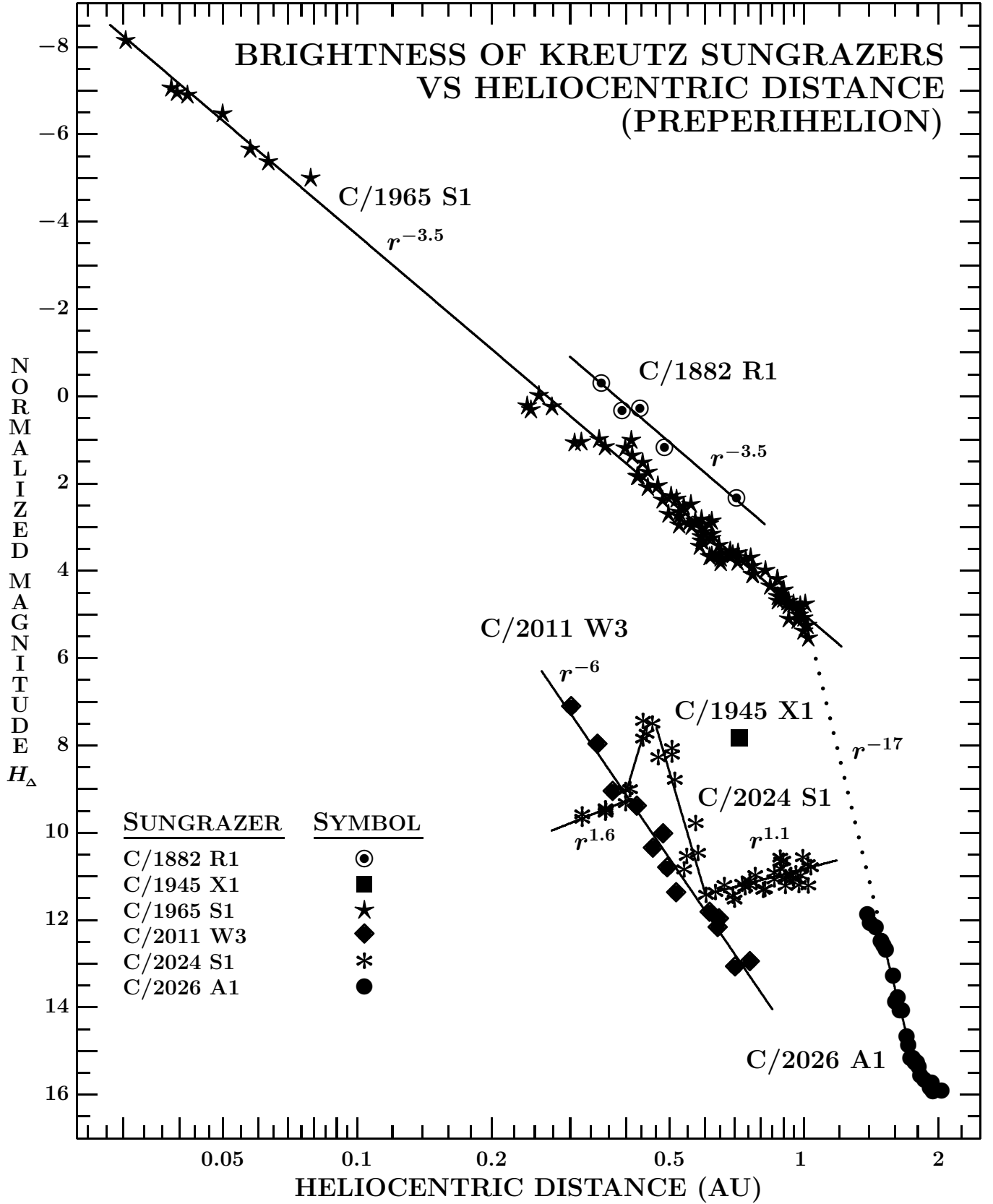


Figure 3. Dependence of the normalized magnitude of the Kreutz sungrazers from Figure 2 on heliocentric distance before perihelion. For the sources of the data, see the caption to Figure 2 and text. Interesting features of the plot include the same $r^{-3.5}$ law that C/1882 R1 and C/1965 S1 follow, even though the data for the first object are scanty and the slope uncertain; C/2011 W3 brightened much more rapidly; C/2024 S1 was actually fading on its approach to the Sun both before and after the outburst; and for C/2026 A1 to reach the brightness of C/1965 S1, it would have to brighten according to an r^{-17} law at heliocentric distances between 1.4 AU and 1 AU.

The normalized magnitude $H_{\Delta}(r, 1, 0^{\circ}, \text{corr})$ was calculated from the reported total apparent magnitude $H(r, \Delta, \alpha)$, where Δ is the geocentric distance (in AU), α is the phase angle, and corr is a constant correction that depends on the observer, instrument, and magnitude type (visual, CCD, filter, etc.). The relation between the normalized and apparent magnitudes is

$$H_{\Delta}(r, 1, 0^{\circ}, \text{corr}) = H(r, \Delta, \alpha) - 5 \log \Delta - 2.5 \log \Phi(\alpha) + \text{corr}, \quad (4)$$

where $\Phi(\alpha)$ is the phase law developed by Marcus (2007) for dust-poor comets.

I now discuss the light-curve data for each of the six objects in Figures 2 and 3 in chronological order. The magnitudes of the Great September Comet of 1882 were very difficult to locate. The first one, for the discovery date of 1882 September 1 is not the comet's brightness estimate at all; because the sightings were with the naked eye by non-astronomers, it was assumed that the apparent brightness was the same as for any other unknown comet detected accidentally for the first time. I used a magnitude of 3.5, which Broughton (1979) obtained for Halley's comet from the historical appearances before its periodicity was discovered. The adopted value probably still is an underestimate of the actual brightness because the 1882 comet was then only 30° from the Sun.

The second entry for the 1882 sungrazer was provided by W. H. Finlay, an observer at the Royal Observatory, Cape of Good Hope, and reported by Gill (1882). The account, referring to September 8, did not offer a total magnitude because it specifically mentioned that the *nucleus* appeared to the naked eye as bright as a star of the 3rd magnitude. The observation was assigned a correction of -1 mag in an effort to allow for the brightness difference between the nuclear condensation and the whole coma.

The last three magnitude estimates of the 1882 sungrazer originated from New Zealand and were reported by Orchiston et al. (2020): from Wellington on September 9, when the nucleus was compared to a star of the 2nd magnitude; from a coastal collier crossing the Bay of Plenty on September 10, when the nucleus was again equated to a star of the 2nd magnitude in brilliancy; and from Gisborne on September 11, when the brilliant nucleus was almost equal to a star of the 1st magnitude. Thus, in each case it was clearly stated that the brightness estimate referred to the nucleus, which was always described as very, unusually, or particularly brilliant. As with Finlay's magnitude, I rather arbitrarily assigned a correction of -1 mag to each of the New Zealand estimates.

The next sungrazer in Figures 2 and 3, discovered by du Toit (C/1945 X1), was taken care of easily, because there was only a single brightness estimate from the discovery plate (Paraskevopoulos 1945). The data point was plotted with no correction applied, although there obviously is an color-index effect.

The preperihelion light curve of the famous comet Ikeya-Seki (C/1965 S1) has been covered very well, with only a 2.7 day gap around 2 days before perihelion. The curve plotted has been copied from my earlier paper (Sekanina 2002), except that the phase effect has now been incorporated. Because backscattering dominated until about 7 days before perihelion (0.4 AU) and for-

ward scattering nearer perihelion, the overall effect was to diminish the rate of brightening (to $r^{-3.5}$) and to make the preperihelion absolute magnitude brighter (close to magnitude 5). I am not going to detail the brightness data here, but only remark that there were obtained by 23 observers using 29 instruments; 10 observers provided naked-eye estimates. The total number of used magnitude observations was 92.

The light curve for comet Lovejoy consists of observations by three observers: J. Černý (31-cm Schmidt-Cassegrain, CCD magnitudes, V filter), T. Lovejoy (20-cm Schmidt-Cassegrain, CCD magnitudes on CBET 2930), and G. W. Wolf (18-cm reflector, visual magnitudes). The observers' magnitude scales were found to be mutually consistent and a correction of -0.4 mag was applied throughout. The light curve is similar to that presented in Sekanina & Chodas (2012) and clearly much steeper than the light curves of the intrinsically bright sungrazers. A total of 13 data points.

The light curve for comet ATLAS is based on data by three observers as well: M. Mašek (6.7-cm lens, CCD magnitudes, V filter, correction -0.3 mag; 10.7-cm lens, CCD magnitudes, V filter, correction -0.45 mag; 30-cm Cassegrain, CCD magnitudes, V filter, correction -0.7 mag), M. Mattiazzo (7-cm lens, CCD magnitudes, correction -0.7 mag; 25-cm reflector, CCD magnitudes, correction -1.3 mag); and A. R. Pearce (5-cm refractor, CCD magnitudes, no or V filter, correction -1.2 mag; 10.6-cm refractor, CCD magnitudes, correction -1 mag). The light curve is obviously unlike any other in the plot and could serve for the future as a standard for early identification of a dwarf sungrazer: outbursts and the brightness stalling if not decreasing ($n \leq 0$ in the r^{-n} law) in between. A total of 50 observations.

Finally, a preliminary light curve for comet MAPS is in the plots represented by Pearce's 25 CCD magnitudes made with the 35-cm and 43-cm Schmidt-Cassegrain reflectors, the applied correction being -1 mag. The purpose for presenting Figures 2 and 3, the light curve of comet MAPS reveals the behavior of a Kreutz sungrazer long before perihelion. Both plots show an accelerated brightening, which seems to have ceased more than 50 days before perihelion. It remains to be seen whether the slowdown in Figure 2 is permanent or temporary. An interesting feature in Figure 3 is the illustration that to become as bright as Ikeya-Seki, the comet would have to keep up with an r^{-17} rate of brightening between 1.4 AU and 1 AU, which at present does not look sustainable.

7. FINAL REMARKS AND CONCLUSIONS

This paper is essentially a progress report on the nature, history, and behavior of comet MAPS and its possible place in the hierarchy of the Kreutz sungrazer system, based on a preliminary investigation of its orbit and light curve. Some of the conclusions may have to be modified in the future, as additional data become available.

At present, the most unexpected feature is the comet's extraordinarily long orbital period, at least twice as much as the orbital periods of other Kreutz sungrazers with well-determined orbits. The high quality of astrometric observations has made it possible to establish the orbital period with a standard deviation better than 2 percent, from an arc of 52 days long, thanks to numerous, promptly evaluated predisccovery observations.

Although this result still needs to be further refined by updated computations based on observations covering longer orbital arcs, it has to be remembered that as the comet gets closer to the Sun, its motion is likely to get affected by nongravitational forces perceptible enough to introduce uncertainties caused by their imperfect modeling. The degree of accuracy with which the orbital period is eventually determined remains to be seen.

At present, Nakano's computations give for the nominal time of the previous perihelion mid-August 357, with a standard error of merely ± 28 years. The nominal time differs by only $6\frac{1}{4}$ years from Ammianus Marcellinus' reported sighting of *comets in broad daylight* in late 363. In the context of the contact-binary hypothesis that I introduced in September 2021, a swarm of sizable fragments was expected to arrive at perihelion midway between Aristotle's comet of 372 BC and the Great Comet of 1106 to fit the pattern completed by the 1843 sungrazer, and the brief account by Ammianus fits that expectation perfectly. If the definitive original orbital period turns out to essentially equal 1663 years, we will have hard evidence in support of the scenario.

Other important points in the same context suggest that comet MAPS (i) is the only second-generation fragment of Aristotle's comet that we are aware of to appear after the 12th century; and, given its long orbital period, which essentially rules out the status of a major fragment, and the predicted perihelion distance of its parent in 363, (ii) is probably an outlying fragment of a sungrazer more than ~ 20 km in diameter.

In the hierarchy of the Kreutz sungrazer system, comet MAPS does not appear to be closely related to comet Pereyra, as it may seem because of the coincidence of their nodal lines. Nakano's orbital computations for comet MAPS suggest that its parent differed from Pereyra's if the latter's ancestry involved the September comet of 1041 (Sekanina & Kracht 2022).

Preperihelion light curves of several Kreutz sungrazers from ground-based observations display a wide variety of behavior. The light curve of comet MAPS, which is

the first Kreutz sungrazer observed more than 33 days before perihelion, suggests an accelerated brightening with time at larger heliocentric distances, which appears to cease more than 50 days before perihelion. It remains to be seen whether this change is permanent or temporary. There have been no outbursts. In order for the comet to be eventually as bright as Ikeya-Seki, the rate of brightening between 1.4 AU and 1 AU from the Sun would have to follow an r^{-17} law, an unlikely trend.

I thank S. Nakano for providing me with the results of his unpublished computations and D. W. E. Green for his help in facilitating communication.

REFERENCES

- Broughton, R. P. 1979, *J. Roy. Astron. Soc. Canada*, 73, 24
 Denneau, L. 2024, CBET 5453
 Encke, J. F. 1843, *Astron. Nachr.*, 20, 349
 Galle, J. G. 1894, *Cometenbahnen*. Leipzig: Verlag W. Engelmann, 315pp
 Gill, D. 1882, *Mon. Not. Roy. Astron. Soc.*, 43, 19
 Gill, D. 1883, *Mon. Not. Roy. Astron. Soc.*, 43, 319
 Green, D. W. E. 2026, CBET 5658
 Herrick, E. C. 1843, *Amer. J. Sci. Arts*, 45, 188
 Hirose, H. 1965, *IAUC* 1921
 Kreutz, H. 1891, *Publ. Sternw. Kiel*, 6
 Kreutz, H. 1901, *Astron. Abhandl.*, 1, 1
 Lovejoy, T. 2011, CBET 2930
 Marcus, J. N. 2007, *Int. Comet Quart.*, 29, 39
 Marsden, B. G. 1967, *Astron. J.*, 72, 1170
 Marsden, B. G. 1995, *Int. Comet Quart.*, 17, 3
 Maury, A. 2026, CBET 5658
 Minor Planet Center Staff 2026, MPEC 2026-C98
 Nakano, S. 2026, NK 5553
 Orcheston, W., Drummond, J., & Kronk, G. 2020, *J. Astron. Hist. Herit.*, 23, 628
 Paraskevopoulos, J. S. 1945, *IAUC* 1024
 Peirce, B. 1844, *American Almanac*. Boston: J. Munroe, 94
 Seargent, D. 2009, *The Greatest Comets in History: Broom Stars and Celestial Scimitars*. New York: Springer Science+Business Media, 260pp
 Sekanina, Z. 2002, *Astrophys. J.*, 566, 577
 Sekanina, Z. 2021, eprint arXiv:2109.01297
 Sekanina, Z. 2022, eprint arXiv:2212.11919
 Sekanina, Z., & Chodas, P. W. 2012, *Astrophys. J.*, 757, 127
 Sekanina, Z., & Kracht, R. 2022, eprint arXiv:2206.10827