

Improving LLM-based Recommendation with Self-Hard Negatives from Intermediate Layers

Bingqian Li*
GSAI, Renmin University of China
Beijing, China
fortilinger@ruc.edu.cn

Bowen Zheng*
GSAI, Renmin University of China
Beijing, China
bwzheng0324@ruc.edu.cn

Xiaolei Wang*
GSAI, Renmin University of China
Beijing, China
xiaolei.wang@ruc.edu.cn

Long Zhang
Meituan
Beijing, China
zhanglong40@meituan.com

Jinpeng Wang
Meituan
Beijing, China
wangjinpeng04@meituan.com

Sheng Chen
Meituan
Beijing, China
chensheng19@meituan.com

Wayne Xin Zhao✉
GSAI, Renmin University of China
Beijing, China
batmanfly@gmail.com

Ji-Rong Wen
GSAI, Renmin University of China
Beijing, China
jrwen@ruc.edu.cn

Abstract

Large language models (LLMs) have shown great promise in recommender systems, where supervised fine-tuning (SFT) is commonly used for adaptation. Subsequent studies further introduce preference learning to incorporate negative samples into the training process. However, existing methods rely on sequence-level, offline-generated negatives, making them less discriminative and informative when adapting LLMs to recommendation tasks with large negative item spaces. To address these challenges, we propose **ILRec**, a novel preference fine-tuning framework for LLM-based recommendation, leveraging self-hard negative signals extracted from intermediate layers to improve preference learning. Specifically, we identify self-hard negative tokens from intermediate layers as fine-grained negative supervision that dynamically reflects the model's preference learning process. To effectively integrate these signals into training, we design a two-stage framework comprising cross-layer preference optimization and cross-layer preference distillation, enabling the model to jointly discriminate informative negatives and enhance the quality of negative signals from intermediate layers. In addition, we introduce a lightweight collaborative filtering model to assign token-level rewards for negative signals, mitigating the risk of over-penalizing false negatives. Extensive experiments on three datasets demonstrate ILRec's effectiveness in enhancing the performance of LLM-based recommender systems.

* Equal contribution.
✉ Corresponding author.

Permission to make digital or hard copies of all or part of this work for personal or classroom use is granted without fee provided that copies are not made or distributed for profit or commercial advantage and that copies bear this notice and the full citation on the first page. Copyrights for components of this work owned by others than the author(s) must be honored. Abstracting with credit is permitted. To copy otherwise, or republish, to post on servers or to redistribute to lists, requires prior specific permission and/or a fee. Request permissions from permissions@acm.org.
Conference acronym 'XX, June 03–05, 2018, Woodstock, NY
© 2018 Copyright held by the owner/author(s). Publication rights licensed to ACM.
ACM ISBN 978-1-4503-XXXX-X/18/06
<https://doi.org/XXXXXXX.XXXXXXX>

CCS Concepts

• Information systems → Recommender systems.

Keywords

Sequential Recommendation, Large Language Models

ACM Reference Format:

Bingqian Li*, Bowen Zheng*, Xiaolei Wang*, Long Zhang, Jinpeng Wang, Sheng Chen, Wayne Xin Zhao✉, and Ji-Rong Wen. 2018. Improving LLM-based Recommendation with Self-Hard Negatives from Intermediate Layers. In *Proceedings of Make sure to enter the correct conference title from your rights confirmation email (Conference acronym 'XX)*. ACM, New York, NY, USA, 12 pages. <https://doi.org/XXXXXXX.XXXXXXX>

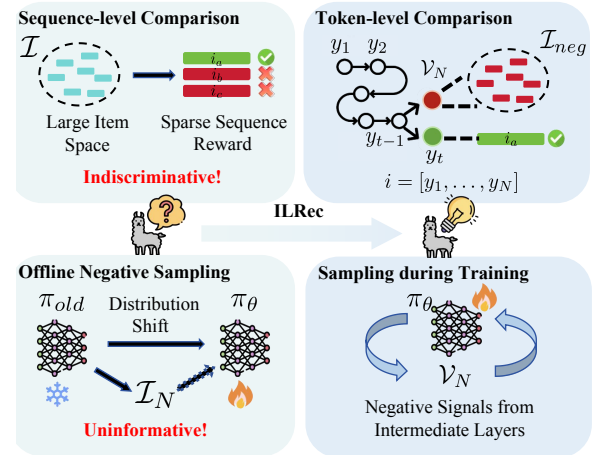


Figure 1: Limitations of traditional negative sampling methods and solutions provided by ILRec, aiming at extracting more fine-grained and informative negative signals.

1 Introduction

Sequential recommendation aims to predict the next item a user will likely interact with based on the historical interaction sequence [11, 12]. Recently, as large language models (LLMs) have shown remarkable capabilities in text understanding and generation [5], enhancing recommender systems with LLMs has received widespread attention [3, 9]. As one typical paradigm, LLMs are leveraged to directly generating the identifier (*i.e.*, a sequence of tokens) of the item for recommendation [1, 17].

To adapt LLMs for recommendation, early work [3, 38, 41] adopts Supervised Fine-Tuning (SFT), formatting interacted item sequences as text-based instructions and takes the identifiers of ground-truth items as responses for training. Considering the importance of negative samples in recommendation tasks, some studies [4, 8, 13, 16] further utilize preference-based policy optimization techniques [21, 24] to incorporate both positive and negative items in training, enabling LLMs to learn user's ranking preferences. In particular, they propose to extract negative items via random sampling [4] or self-generation [8, 16], and design specific training objectives like uncertainty-based DPO [16] and self-play learning [8] to better leverage information from negative samples.

Despite significant advances, current approaches remain limited in their ability to exploit sampled negatives in a discriminative, informative, and efficient manner. As shown in Figure 1, these issues arise in the following aspects: First, current approaches compare ground-truth items against a few negative items and assign rewards to the entire sequence of tokens in responses. Learning from these sparse and coarse-grained rewards makes it challenging for LLMs to capture fine-grained token patterns and user preferences, especially considering large amounts of items as potential candidates in full ranking tasks. Second, the quality of these negative samples is often uninformative to guide the model's optimization. Most existing methods predominantly rely on negative samples collected offline from outdated policy models before further training. As a result, these negative samples struggle to keep pace with the distributional changes of the current updated policy model [10, 14], and do not represent the most informative or worth-learning negatives. This mismatch hinders the model's ability to distinguish hard negatives during training, ultimately leading to suboptimal performance. Moreover, the additional preference alignment stage and the increased number of negative samples / rollout samples both introduce extra training and sampling costs, thereby reducing the efficiency of adapting LLMs for recommendation tasks.

To address these limitations, our main idea is to dynamically self-generate and utilize fine-grained negative samples during the training process. Recent studies [15, 23] have shown that the outputs of expert models can be optimized by contrasting them with those of non-expert models, since the predictions of non-expert models often contain erroneous patterns or suboptimal choices. This observation provides a valuable perspective for negative sampling strategies. Considering the internal structure of LLMs, the intermediate layers can also be viewed as models with enough predictive capabilities but weaker than the final output layer, as illustrated in Figure 2. This makes them highly promising of dynamically generating appropriately-hard negatives for model optimization during training. Therefore, we propose to utilize the intermediate layers

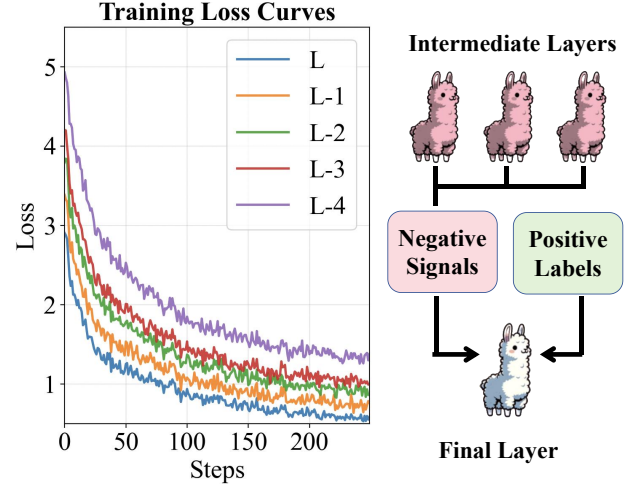


Figure 2: Training loss curves of different layers in LLaMA3.1-8B on Instrument dataset using LC-Rec. L denotes the final layer, while $L - k$ denotes the k -th layer before the final layer.

of LLMs as negative generators during training, and extract tokens with high generated probabilities from the intermediate layers' outputs as negative signals. These negative signals offer three primary merits: First, these negatives are extracted in token-level instead of sequence-level. This implicitly extends the negative space and provides LLMs with an accurate and fine-grained comparison between the positive item and various negative items, adapting the model to large candidate-item spaces effectively. Second, since the intermediate layers are jointly optimized during training, the negative signals can dynamically reflect the current preference learning process of the model. They are informative enough to be distinguished and penalized in the final output. Third, the extraction of negative signals from intermediate layers can be seamlessly integrated into SFT within one forward process, which is efficient for adapting LLMs for recommendation.

To this end, we propose **ILRec**, an effective fine-tuning framework for LLM-based recommender systems, which utilizes self-hard negative signals extracted from intermediate layers to enhance preference learning for LLMs. Specifically, we combine intermediate layers with additional prediction layers to get token prediction distributions, from which we select high-probability tokens, excluding the ground-truth token, as self-hard negative signals. This method provides dynamically generated fine-grained negative signals, which enables LLMs to effectively distinguish highly informative negatives from a vast candidate item space. To optimize the generation and utilization of these negative signals, we focus on two points, namely *cross-layer preference optimization* and *cross-layer preference distillation*. Cross-layer preference optimization integrates self-hard negative signals as fine-grained penalty coefficients into the cross-entropy loss, thereby penalizing the corresponding negative tokens in final layer's output. Cross-layer preference distillation employs the output layer as a teacher to supervise the token generation of intermediate layers, which ensures that the self-hard negative signals are reliable and informative enough through training. Furthermore,

to address the potential false negatives in extracted tokens, we introduce a small collaborative filtering (CF) model to assign a reward to each penalized token. This helps prevent over-penalization and incorporates CF information during training.

The main contributions of this paper are as follows:

- We present ILRec, a novel LLM-based recommendation framework that extracts fine-grained self-hard negative signals from intermediate layers for preference optimization.
- We propose the cross-layer preference optimization and cross-layer preference distillation for better generalization and utilization of self-hard negative signals during LLM fine-tuning. We also employ collaborative reward regularization to mitigate over-penalization of sampled negatives.
- Empirical evaluations on various datasets and scenarios demonstrate the effectiveness of ILRec.

2 Methodology

2.1 Overview Of Our Approach

Problem Formulation. Given the item set \mathcal{I} , let $S = [i_1, \dots, i_n]$ denotes the user’s historical interactions in chronological order. The goal of sequential recommendation is to predict the next item i_{n+1} based on user’s historical interactions. For LLM-based sequential recommendation, the task is reformulated to an instruction-following paradigm. Given a prompt X —containing task descriptions and the sequence of item identifiers in S , the LLM is trained to generate the identifier of the next item Y via cross-entropy loss as follows, where $y_{<t}$ denotes tokens before y_t in Y :

$$\mathcal{L}_{sft} = - \sum_{t=1}^{|Y|} \log(P(y_t|X, y_{<t})). \quad (1)$$

Limitations of Negatives used in Current LLM-based Recommendation Methods. Large Language Model Based Sequential Recommendation requires LLMs to generate the identifier (*i.e.*, a sequence of tokens) of the item for prediction. In traditional NLP tasks, the response can be highly diverse and only a few key tokens are critical for conveying the meaning. However, in LLMRec tasks, the token generation process closely resembles a search process in the item space. Each previously generated token plays a crucial role, progressively narrowing down the possible items and directly influencing the final prediction. This makes the generation in LLM-Rec tasks much sensitive to training samples. While preference optimization methods, such as DPO, bring the benefits of leveraging negative samples to LLMRec, there are still certain limitations, especially when the negative item space is extremely large:

- **Indiscriminateness:** Most existing methods align LLMs with only a small number of sequence-level negative items, resulting in sparse and coarse-grained reward signals during training. In the presence of a large negative item space, such supervision makes it difficult for LLMs to capture fine-grained, token-level patterns and nuanced user preferences.
- **Uninformativeness:** Negative samples are typically obtained by random sampling [4] or from old policies before optimization. Due to distributional shifts that occur during training, the previously sampled negatives may not be informative or challenging

for LLMs to distinguish, leading to suboptimal performances (As shown in Table 1).

- **Inefficiency:** Conventional training pipelines repeatedly sample and evaluate large pools of negative examples, which introduces substantial computational overhead and significantly slows down optimization, resulting in inefficient training.

Solution Overview. To address the challenges posed by large candidate-item spaces and sparse positive feedback in recommendation tasks, we propose a novel framework that leverages fine-grained self-hard negative signals extracted from intermediate layers of LLMs to guide model optimization. Our approach consists of three key components. (1) *Self-Hard Negative Extraction from Intermediate Layers* leverages intermediate layers of the LLM to extract self-hard negative signals. Specifically, high-probability tokens (excluding ground-truth tokens) from these layers are selected as token-level negatives, enabling the model to better align with fine-grained user preferences and effectively handle large negative-item spaces during training. (2) *Cross-Layer Preference Fine-tuning* introduces a framework comprising Cross-layer Preference Optimization (CPO) and Cross-layer Preference Distillation (CPD). CPO penalizes negative signals in the output logits by adding a penalty coefficient to the cross-entropy loss, while CPD improves the quality of negative signals by distilling knowledge from the final output layer to intermediate layers. Jointly training with both modules enhances the model’s ability to learn from negative signals. (3) *Collaborative Reward Regularization* employs a lightweight collaborative filtering (CF) model to assign token-level rewards to penalized tokens, preventing excessive penalization and incorporates CF information into the training process. The overall framework of the proposed approach is shown in Figure 3.

2.2 Self-Hard Negative Extraction from Intermediate Layers

To resolve the indiscriminate and uninformative problem of current negative sampling strategies, we seek to dynamically self-generate and utilize fine-grained negative samples during the training process. Recent studies [15, 23] have shown that the outputs of expert models can be optimized by contrasting them with those of non-expert models, since the predictions of non-expert models often contain erroneous patterns or suboptimal choices. This observation provides a valuable perspective for negative sampling strategies. Considering the internal structure of LLMs, the intermediate layers can also be viewed as models with enough predictive capabilities but weaker than the final output layer, as illustrated in Figure 2. This makes them well-suited of dynamically generating appropriately-hard negatives for model optimization during training. Therefore, we propose a new negative extraction method that extracts token-level self-hard negative signals from the intermediate layers. The extraction process primarily consists of two parts: (1) *Acquiring Ensemble Logits from Intermediate Layers*, and (2) *Extracting Self-hard Negative Signals from Ensemble Logits*.

Acquiring Ensemble Logits from Intermediate Layers. To get the negative signals from intermediate layers, we first need to obtain the logits from each intermediate layer. Given the input token y_t at step t , the embedding layer together with the transformer layers

enables the model to effectively learn from negative signals, while continuously enhancing the informativeness of extracted negative signals. Our proposed framework consists of two components: (1) Cross-Layer Preference Optimization and (2) Cross-Layer Preference Distillation.

Cross-Layer Preference Optimization. The core idea of preference optimization in recommendation is to learn the comparison between preferred positive items and less preferred negative items. Therefore, we directly integrate negative signals into the cross-entropy loss for fine-grained preference learning. First, we design a penalizing weight w_v for each token v as follows:

$$w_v = \begin{cases} \frac{\exp(\hat{p}(v))}{\sum_{v_n \in \mathcal{V}_N} \exp(\hat{p}(v_n))} & \text{if } v \in \mathcal{V}_N \\ 0 & \text{if } v \notin \mathcal{V}_N \end{cases}. \quad (6)$$

For those tokens that are not involved in \mathcal{V}_N , we set their weight as 0 since they have already been well distinguished by the model.

Then, we reformulate the cross-entropy loss in the original SFT objective. For greater clarity and conciseness, we focus on the training process of single predicted logits instead of the total response. The reformulated cross-entropy loss is as follows:

$$\mathcal{L}_{CPO} = -\log \frac{\exp(p^L(y_t))}{\sum_{v \in \mathcal{V}} \exp(p^L(v)(1 + \beta w_v))}, \quad (7)$$

where $p^L(v)$ denotes the generated probability of token v by the final output layer at step t , while β is the hyperparameter that controls the degree of penalization for each token. Based on Equation 6 and the gradient analysis provided in Appendix A.3, the penalizing weight is positively correlated with the value of the corresponding token in p^L . This means that challenging negative signals for the model to distinguish from positive samples will be penalized more in the final output logits, helping model effectively optimize its comprehension of user preferences during SFT stage. Additionally, since these negative samples are dynamically self-generated within the model during training, there is no need for external negative samples or repeated iterative learning, thus achieving an efficient self-learning and optimization process.

Cross-Layer Preference Distillation. At the beginning of the training process, since there exists a significant capability gap between intermediate layers and the final output layer [19], the ensemble logits generated by intermediate layers may not provide informative and worth-learning negatives for training the model. To dynamically improve the recommendation ability of intermediate layers, we treat them as student models and the final output layer as the teacher model. We leverage the teacher model to supervise the token probabilities generated by student models via distillation, allowing student models to adapt quickly to tasks. Specifically, we calculate the sum of KL Divergence between each student layer's output distribution and the final layer's output distribution:

$$\mathcal{L}_{CPD} = \sum_{l=L-k-1}^{L-1} KL(g(P^l) || g(P^L)), \quad (8)$$

where $g(\cdot)$ denotes the softmax function that maps logits P to a probability distribution. By distilling the token patterns of the final output layer P^L to each intermediate layer, these layers can

quickly adapt to the recommendation tasks and provide informative negative signals that the output layer must learn to distinguish.

The final loss of this module is then the sum of the optimization loss in Eqrfeq:oploss and the distillation loss in Eqrfeq:disloss:

$$\mathcal{L}_{CPT} = \mathcal{L}_{CPO} + \lambda \mathcal{L}_{CPD}, \quad (9)$$

where λ is a hyperparameter that controls the weight of the cross-layer preference distillation loss.

2.4 Collaborative Reward Regularization

While our fine-tuning method leverages extracted negative signals, it has potential issues. First, some extracted negatives may be false negatives. Over-penalizing them may distort the true preference distribution. Second, the training process does not incorporate collaborative information, potentially leading to recommendation bias. Therefore, we employ a collaborative filtering (CF) model to assign a reward score to each penalized token and reduce the penalty for those with higher rewards.

Firstly, we denote the probability of the CF model recommending item $i \in \mathcal{I}$ to the user as $R(i)$. Then, the reward for each token v within item i at that step can be formulated as follows:

$$r_v = \frac{\sum_{i \in \mathcal{I}_{\leq v}} R(i)}{\sum_{i \in \mathcal{I}_{< v}} R(i)}, \quad (10)$$

where $\mathcal{I}_{< v}$ denotes the set of items that take tokens before v as the prefix, while $\mathcal{I}_{\leq v}$ denotes the set of items using tokens before v together with v as the prefix. This reward function approximates the reward that LLM can receive by generating a specific token from perspectives of CF models. If a token v has a higher r_v , it is more likely a false negative token that has been incorrectly penalized. We utilize these rewards as the soft label to optimize the cross-entropy loss in SFT stage:

$$\mathcal{L}_{CRR} = - \sum_{v \in \mathcal{H}} \frac{\exp(r_v)}{\sum_{v_i \in \mathcal{H}} \exp(r_{v_i})} \log \frac{\exp(p^L(v))}{\sum_{v_i \in \mathcal{V}} \exp(p^L(v_i))}, \quad (11)$$

where $\mathcal{H} = \mathcal{V}_N \cup \{y_t\}$ denotes the set of penalized tokens and the ground-truth token. This loss function can be seen as a K-category cross-entropy loss. The soft labels are calculated by the tokens' rewards and a softmax function. By aggregating the CPT loss in Eqrfeq:cpt and CRR loss in Eqrfeq:crr, the final loss of ILRec is as follows:

$$\mathcal{L} = \mathcal{L}_{CPT} + \mu \mathcal{L}_{CRR}, \quad (12)$$

where μ is the hyperparameter that controls the degree of the soft-label rewarding process.

3 Experiment

3.1 Experimental Setup

Datasets. We conducted extensive experiments on three subsets of Amazon Review Data [20], i.e., “Musical Instruments”, “Arts, Crafts and Sewing” and “Video Games”. Each of these datasets comprises user review data spanning from May 1996 to October 2018. For data preprocessing, we first remove unpopular users and items with less than five interactions through five-core filtering. Then, we create a historical interaction sequence sorted by timestamp for each. For fair comparison, the maximum item sequence length is uniformly

Table 1: The overall performance comparisons between different baseline methods and ILRec. The best and second-best results are highlighted in bold and underlined font, respectively.

Methods	Instrument				Art				Game			
	Hit@5	Hit@10	NDCG@5	NDCG@10	Hit@5	Hit@10	NDCG@5	NDCG@10	Hit@5	Hit@10	NDCG@5	NDCG@10
Caser	0.0502	0.0583	0.0287	0.0334	0.0324	0.0524	0.0208	0.0271	0.0217	0.0423	0.0152	0.0179
GRU4Rec	0.0675	0.0773	0.0516	0.0554	0.0652	0.0786	0.0436	0.0577	0.0406	0.0517	0.0289	0.0365
SASRec	0.0619	0.0698	0.0474	0.0502	0.0682	0.0845	0.0541	0.0593	0.0422	0.0598	0.0312	0.0396
BIGRec	0.0786	0.1004	0.0742	0.0799	0.0801	0.0979	0.0704	0.0768	0.0502	0.0677	0.0433	0.0481
+RosePO	0.0772	0.0983	0.0733	0.0786	0.0771	0.0927	0.0668	0.0732	0.0478	0.0655	0.0408	0.0471
+SDPO	0.0793	0.1016	0.0745	0.0806	0.0795	0.0981	0.0693	0.0762	0.0496	0.0665	0.0420	0.0477
+SPRec	<u>0.0801</u>	<u>0.1021</u>	<u>0.0751</u>	<u>0.0808</u>	<u>0.0810</u>	<u>0.0991</u>	<u>0.0722</u>	<u>0.0784</u>	<u>0.0507</u>	<u>0.0683</u>	<u>0.0437</u>	<u>0.0486</u>
+ILRec	0.0844	0.1091	0.0788	0.0856	0.0856	0.1045	0.0764	0.0852	0.0529	0.0709	0.0455	0.0511
LC-Rec	0.0888	0.1062	0.0776	0.0832	0.0862	0.1045	0.0725	0.0778	0.0674	0.0984	0.0470	0.0561
+RosePO	0.0861	0.1006	0.0760	0.0807	0.0870	0.1053	<u>0.0731</u>	0.0783	0.0632	0.0927	0.0441	0.0526
+SDPO	<u>0.0894</u>	<u>0.1069</u>	<u>0.0781</u>	<u>0.0836</u>	0.0868	0.1049	0.0727	0.0779	0.0668	0.0975	0.0456	0.0547
+SPRec	0.0888	0.1041	0.0775	0.0825	<u>0.0875</u>	<u>0.1065</u>	0.0730	<u>0.0786</u>	<u>0.0681</u>	<u>0.0996</u>	<u>0.0475</u>	<u>0.0569</u>
+ILRec	0.0966	0.1143	0.0832	0.0889	0.0922	0.1118	0.0757	0.0821	0.0711	0.1075	0.0489	0.0600

set to 20 for all compared models. The statistics of datasets after preprocessing are shown in Table 2.

Table 2: Statistics of the processed datasets.

Datasets	#Users	#Items	#Interactions	Sparsity
Instrument	24,773	9,923	206,153	99.92%
Art	45,142	20,957	390,832	99.96%
Game	50,547	16,860	452,989	99.95%

Baseline Models. We employ the following baselines:

(1) Traditional sequential recommendation models:

- **Caser** [27] is a method that modeling user behaviors through horizontal and vertical convolutional neural networks.
- **GRU4Rec** [11] is an RNN-based method that uses GRU to model the user behavior via encoding the item sequence.
- **SASRec** [12] is the first sequential recommender based on the unidirectional self-attention mechanism.

(2) LLM-based recommendation models:

- **BIGRec** [1] serves as an instruction-tuning LLM framework for sequential recommendations and generate recommended items based on embedding grounding.
- **LC-Rec** [41] is a LLM-based sequential recommender that introduces semantic IDs to uniquely identify items.
- **SDPO** [4] introduces DPO into LRSs by sampling multiple negative items as rejected responses and incorporates a softmax loss over multiple negative samples.
- **RosePO** [16] is a preference optimization framework that combines negative sampling strategies and personalized uncertainty to achieve fairness, unbiasedness, and robustness.
- **SPRec** [8] proposes a self-play fine-tuning method that consists of a SFT stage and a DPO stage in each training iteration, aiming at debiasing the preference alignment process.

Evaluation Settings. We employ top- K Hit Ratio (HR) and Normalized Discounted Cumulative Gain (NDCG) to evaluate model performances, with K set to 5 and 10. Following prior studies [12],

we apply the *leave-one-out* strategy to split training, validation, and test sets. Furthermore, to avoid bias introduced by sampling, we conduct full ranking evaluation over the entire item set. Other evaluation details are strictly aligned with the settings used in BIGRec [1] and LC-Rec [41].

Implementation Details. For all the LLM-based methods, we leverage Llama3.1-8B as the backbone LLM. For SFT-based baselines, we strictly follow the training settings of BIGRec [1] and LC-Rec [41] respectively. For α in our method ILRec, which controls the threshold for selecting negative tokens, is tuned in the range {0.1, 0.5, 0.8, 1, 1.2}. For β in ILRec, which controls the degree of penalization for each token, is tuned in the range {0.005, 0.01, 0.05, 0.1, 0.2}. For λ and μ , which serve as the coefficients for distillation loss and reward loss respectively, are tuned in the range {0.0005, 0.001, 0.005, 0.01, 0.05, 0.1}. For the collaborative model used in Section 2.4, we select SASRec [12] to generate token-level reward. More details can be found in Appendix A.1.

3.2 Overall Performance

Table 1 summarizes the overall performance of ILRec. Compared to traditional recommendation models, LLM-based systems demonstrate consistently superior and stable results across all three datasets, consistent with findings from BIGRec and LC-Rec. This highlights the advantage of leveraging LLMs’ abilities of language understanding to capture semantic item features.

Among DPO-based methods, we find that SPreC and SDPO generally outperform RosePO under full-ranking settings. This performance advantage can be attributed to the increased number of negative samples introduced during training, as well as the penalization of diverse negatives across multiple iterations. Compared to SFT-based baselines, SPreC achieves relatively stable gains, showing the effectiveness of integrating the Self-Play Mechanism into LLMRec training.

Our proposed ILRec consistently surpasses all baselines on every metric and dataset, achieving notable improvements over BIGRec and LC-Rec. Unlike prior fine-tuning and post-training methods, ILRec extracts fine-grained self-hard negative signals from

Table 3: Ablation study of our method.

Methods	BIGRec				LC-Rec			
	Instrument		Art		Instrument		Art	
	Hit@10	NDCG@10	Hit@10	NDCG@10	Hit@10	NDCG@10	Hit@10	NDCG@10
ILRec	0.1091	0.0856	0.1045	0.0852	0.1143	0.0889	0.1118	0.0821
w/o \mathcal{L}_{CPO}	0.1068	0.0813	0.0987	0.0801	0.1111	0.0852	0.1078	0.0794
w/o \mathcal{L}_{CPD}	0.1051	0.0805	0.1020	0.0805	0.1124	0.0869	0.1092	0.0805
w/o \mathcal{L}_{CRR}	0.1078	0.0848	0.1029	0.0838	0.1136	0.0875	0.1112	0.0813
w/o $\mathcal{L}_{CPO} + \mathcal{L}_{CPD}$	0.0996	0.0795	0.0982	0.0783	0.1067	0.0843	0.1057	0.0780
w/o CNS	0.1059	0.0839	0.1015	0.0799	0.1115	0.0860	0.1097	0.0808
FL + \mathcal{L}_{CPO}	0.1029	0.0814	0.0996	0.0782	0.1097	0.0844	0.1063	0.0784
IL + \mathcal{L}_{CPO}	0.1048	0.0827	0.1018	0.0801	0.1118	0.0863	0.1081	0.0798

intermediate layers and employs cross-layer preference fine-tuning techniques. This enables the model to dynamically learn from fine-grained negative signals, leading to significant performance enhancements.

3.3 Ablation Study

To assess the contribution of each ILRec module, we conduct ablation studies on the Instrument and Art datasets using BIGRec and LC-Rec training paradigms. Table 3 shows results of five variants: (1) *w/o \mathcal{L}_{CPO}* eliminates the Cross-layer Preference Optimization module (Equation 7), resulting in overall performance decline and highlighting its necessity for distinguishing ground-truth from cross-layer negatives. (2) *w/o \mathcal{L}_{CPD}* removes the distillation process from the final output layer to intermediates layers (Equation 8), also degrading performance and confirming the benefit of teacher-forced distillation for improving negative signal quality. (3) *w/o \mathcal{L}_{CRR}* omits token-level collaborative preference adjustment (Equation 11), showing limited model performance and validating the importance of fine-grained collaborative signals. (4) *w/o $\mathcal{L}_{CPO} + \mathcal{L}_{CPD}$* without both the \mathcal{L}_{CPO} and \mathcal{L}_{CPD} . This variant results in a significant drop in model performances, verifying that both optimization and distillation loss are indispensable for achieving optimal performance. (5) *w/o Cross-layer Negative Signals (CNS)* directly extracts and penalizes negative signals in the final output logits. While keeping the distillation and reward modules, negative signals extracted from the ensemble of intermediate layers provide better optimization performance compared to those extracted from the final output layer. This verifies the rationality and effectiveness of leveraging intermediate layers for negative extraction. (6) *Final Layer (FL) & Intermediate Layers (IL) + \mathcal{L}_{CPO}* penalize negatives extracted from the final layer and intermediate layers respectively, without the distillation and reward modules. The results further verify that utilizing negatives from intermediate layers will achieve better performance and effectiveness rather than final layer’s negatives.

3.4 Further Analysis

Performance Comparison w.r.t. Numbers of Intermediate Layers. ILRec relies on extracting fine-grained self-hard signals from multiple intermediate layers. To assess the impact of the layer

count, we vary the number of intermediate layers from 0 (only final layer) to 4, with 0 layer indicating directly extracting and penalizing negative signals in the final output layer. As shown in Figure 5, using few layers yields limited gains due to insufficient usage of diverse and valuable negative signals encapsulated within different layers. Furthermore, incorporating too many lower layers degrades performance, likely due to their weak recommendation capabilities and introduction of noise. Thus, selecting an appropriate number of layers is crucial for optimal performance. Detailed layer-selection strategies are shown in Appendix A.5.

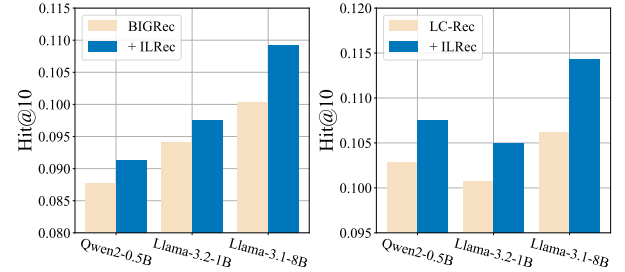


Figure 4: Performance Comparison w.r.t. Different Model Backbones on the Instrument dataset with BIGRec and LC-Rec training paradigms.

Applying ILRec on Different Model Backbones. To evaluate the generalizability of ILRec across different models, we apply ILRec to two relatively small but effective models, Llama-3.2-1B [6] and Qwen2-0.5B [35], and train them on the Instrument dataset with BIGRec and LC-Rec paradigms respectively. The results shown in Figure 4 indicate that ILRec can consistently enhance recommendation performance across various models, highlighting the generalizability of our method.

Applying ILRec on Other Recommendation Tasks. Apart from full ranking paradigms like BIGRec and LC-Rec, we evaluate ILRec on candidate ranking tasks, where LLMs select from a limited set of items, as in [4, 16]. In this case, the negative space for LLM generation is relatively small, so that DPO-based methods [4, 16] tend to get a relatively stable performance rather than used in full

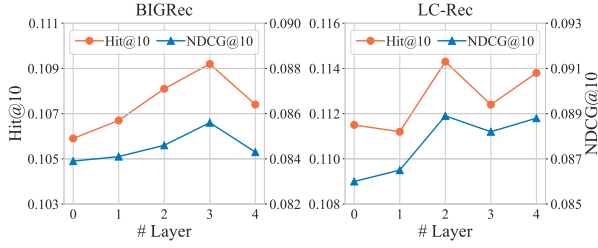


Figure 5: Performance Comparison w.r.t. Numbers of Intermediate Layers on the Instrument dataset with both BIGRec and LC-Rec paradigms.

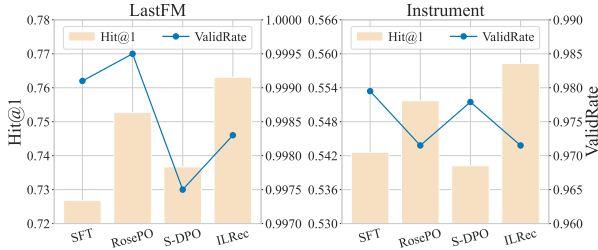


Figure 6: Performance Comparison on Candidate-Ranking tasks on the LastFM and Instrument Datasets with different preference optimization methods.

ranking tasks. We follow the processed LastFM dataset provided in SDPO and also construct Instrument dataset in the same format. The results of our experiments are presented in Figure 6. We can see that ILRec still achieves higher performance in ranking-candidate tasks, indicating the effectiveness of our proposed method.

Performance Comparison w.r.t. Different Collaborative Filtering Models. To verify the generalizability and effectiveness of utilizing collaborative filtering models in our approach, we further leverage some traditional collaborative filtering models to score tokens on the Instrument dataset. In details, we conduct experiments on SASRec [12], GRU4Rec [11], BERT4Rec [25], Caser [27] and BPR. The results are shown in Tabel 4. These results indicate that, CF models with comparable standalone performance (e.g., SASRec, GRU4Rec, BERT4Rec) yield consistently similar improvements when integrated into ILRec. This demonstrates that CRR does not depend on any specific CF models and remains stable improvement across strong CF models. We also observe a clear and consistent trend: higher-performing CF models (SASRec, GRU4Rec, BERT4Rec) bring larger gains in ILRec than relatively weaker CF models (Caser, BPR). This indicates that the effectiveness of chosen CF models is not heuristic or unpredictable, but rather correlates with the inherent quality of the CF model.

Efficiency Analysis. In this section, we further investigate the efficiency of the proposed method. As shown in Table 5, we demonstrate the training time, the number of training epochs (SFT + DPO * Iteration), and the number of sampling processes. Since ILRec integrate negative sampling and preference learning within the SFT Stage, there’s no need for extra preference alignment processes or

Table 4: Performance Comparison w.r.t. Different Collaborative Filtering Models on the Instrument dataset.

Methods	BIGRec		LC-Rec	
	Hit@10	NDCG@10	Hit@10	NDCG@10
SASRec	0.1091	0.0856	0.1143	0.0889
GRU4Rec	0.1085	0.0850	0.1136	0.0878
BERT4Rec	0.1089	0.0851	0.1142	0.0885
Caser	0.1073	0.0842	0.1125	0.0871
BPR	0.1068	0.0837	0.1125	0.0867

Table 5: Efficiency analysis of different Methods.

Methods	Instrument			Art		
	Time	Epoch	Sample	Time	Epoch	Sample
S-DPO	7.25 h	8(5 + 3)	1	10.25 h	8(5 + 3)	1
RosePO	6.6 h	8(5 + 3)	1	9.53 h	8(5 + 3)	1
SPRec	7.8 h	11(5 + 3 * 2)	3	11.5 h	11(5 + 3 * 2)	3
ILRec	4.2 h	5	0	7.46 h	5	0

multiple forward calculation for different negative samples. The results demonstrate that ILRec does not introduce excessive training time costs compared to baseline methods, while achieving significant performance gains.

In addition, we conduct more detailed explorations, including hyperparameter sensitivity analysis (Appendix A.2), comparing ILRec with different RLVR methods (Appendix A.4), strategies for selecting intermediate layers (Appendix A.5), and strategies for ensembling model outputs from intermediate layers (Appendix A.6).

4 Related Work

Sequential Recommendation. Sequential recommendation aims to predict the next item for a user based on chronological interaction sequence. With the development of deep neural networks, early methods utilized complicated model architectures to better characterize user preferences, including convolutional neural networks [27], recurrent neural networks [11] and graph neural networks [7, 32]. More recently, self-attention and Transformer architectures [28] have been adopted for extracting implicit recommendation features, achieving improved performance [12, 25, 34]. Moreover, some studies also exploited pre-trained language models to enhance recommendation [18, 31]. In ILRec, we further optimize LLM-based recommendation systems on item semantic information and refine with collaborative signals from traditional models.

LLMs for Recommendation. Large language models (LLMs) have demonstrated remarkable capabilities in text understanding and generation. Existing studies combined LLMs with recommendation systems by leveraging LLMs to generate auxiliary information to enhance traditional recommendation models [22, 30, 33], or by simulating the virtual users in the recommendation environment [29, 37]. Recently, the paradigm that uses LLMs to directly recommend items has gained significant attentions. A widely adopted approach for recommendation adaptation is via fine-tuning

paradigms [3, 17, 41], while some other studies attempted to optimize item representations and integrate collaborative information in LLM-based recommendation models [2, 17]. Furthermore, to introduce negative samples in the training stage, recent work made usage of post-training methods, such as Direct Preference Optimization (DPO) [21] or Group Relative Policy Optimization (GRPO) [24], to align LLMs with user preferences [4, 8, 13, 16, 26, 36, 39]. However, current methods do not perform well especially as the negative spaces enlarge. We propose to leverage cross-layer fine-grained negative signals to enhance preference learning for LLM-based recommendation.

5 Conclusion

In this paper, we proposed **ILRec**, a novel fine-tuning framework to better align LLM-based recommender systems to user preference. Different from previous alignment tuning methods, we generated self-hard negatives from intermediate layers and incorporated them into SFT, which is both effective and efficient for adapting LLMs as recommender systems. We penalized the corresponding negative tokens by integrating fine-grained penalty coefficients into the cross-entropy loss. To enhance the informativeness and reliability of provided negative signals, we also employed the output layer to supervise the token generation of intermediate layers. Additionally, we devised a collaborative reward regularization module to instill collaborative information and prevent potential false negatives from being overly penalized. Extensive experiments and in-depth analysis on three benchmarks demonstrated the superiority of our proposed ILRec framework. As future work, we aim to extend this fine-tuning approach to adapt LLMs to more diverse personalized tasks, while exploring more lightweight fine-tuning methods for efficient training.

References

- [1] Keqin Bao, Jizhi Zhang, Wenjie Wang, Yang Zhang, Zhengyi Yang, Yancheng Luo, Fuli Feng, Xiangnan He, and Qi Tian. 2023. A Bi-Step Grounding Paradigm for Large Language Models in Recommendation Systems. *CoRR* abs/2308.08434 (2023). <https://doi.org/10.48550/ARXIV.2308.08434> arXiv:2308.08434
- [2] Keqin Bao, Jizhi Zhang, Yang Zhang, Xinyue Huo, Chong Chen, and Fuli Feng. 2024. Decoding matters: Addressing amplification bias and homogeneity issue for llm-based recommendation. *arXiv preprint arXiv:2406.14900* (2024).
- [3] Keqin Bao, Jizhi Zhang, Yang Zhang, Wenjie Wang, Fuli Feng, and Xiangnan He. 2023. TALLRec: An Effective and Efficient Tuning Framework to Align Large Language Model with Recommendation. In *Proceedings of the 17th ACM Conference on Recommender Systems, RecSys 2023, Singapore, Singapore, September 18–22, 2023*, Jie Zhang, Li Chen, Shlomo Berkovsky, Min Zhang, Tommaso Di Noia, Justin Basilico, Luiz Pizzato, and Yang Song (Eds.). ACM, 1007–1014. <https://doi.org/10.1145/3604915.3608857>
- [4] Yuxin Chen, Junfei Tan, An Zhang, Zhengyi Yang, Leheng Sheng, Enzhi Zhang, Xiang Wang, and Tat-Seng Chua. 2024. On Softmax Direct Preference Optimization for Recommendation. *CoRR* abs/2406.09215 (2024). <https://doi.org/10.48550/ARXIV.2406.09215> arXiv:2406.09215
- [5] Jan Clusmann, Fiona R Kolbinger, Hannah Sophie Muti, Zunamys I Carrero, Jan-Niklas Eckardt, Narmin Ghaffari Laleh, Chiara Maria Lavinia Löfller, Sophie-Caroline Schwarzkopf, Michaela Unger, Gregory P Veldhuizen, et al. 2023. The future landscape of large language models in medicine. *Communications medicine* 3, 1 (2023), 141.
- [6] Abhimanyu Dubey, Abhinav Jauhri, Abhinav Pandey, Abhishek Kadian, Ahmad Al-Dahle, Aiesha Letman, Akhil Mathur, Alan Schelten, Amy Yang, Angela Fan, Anirudh Goyal, Anthony Hartshorn, Aobo Yang, Archi Mitra, Archie Sravankumar, Artem Korenev, Arthur Hinsvark, Arun Rao, Aston Zhang, Aurélien Rodriguez, Austen Gregerson, Ava Spataru, Baptiste Rozière, Bethany Biron, Binh Tang, Bobbie Chern, Charlotte Caucheteux, Chaya Nayak, Chloe Bi, Chris Marra, Chris McConnell, Christian Keller, Christophe Touret, Chunyang Wu, Corinne Wong, Cristian Canton Ferrer, Cyrus Nikolaidis, Damien Allonsius, Daniel Song, Danielle Pintz, Danny Livshits, David Esiobu, Dhruv Choudhary, Dhruv Mahajan, Diego Garcia-Olano, Diego Perino, Dieuwke Hupkes, Egor Lakomkin, Ehab AlBadawy, Elina Lobanova, Emily Dinan, Eric Michael Smith, Filip Radenovic, Frank Zhang, Gabriel Synnaeve, Gabrielle Lee, Georgia Lewis Anderson, Graeme Nail, Grégoire Mialon, Guan Pang, Guillem Cucurell, Hailey Nguyen, Hannah Korevaar, Hu Xu, Hugo Touvron, Iliyan Zarov, Imanol Arrieta Ibarra, Isabel M. Kloumann, Ishan Misra, Ivan Evtimov, Jade Copet, Jaewon Lee, Jan Geffert, Jana Vranes, Jason Park, Jay Mahadeokar, Jeet Shah, Jelmer van der Linde, Jennifer Billock, Jenny Hong, Jenya Lee, Jeremy Fu, Jianfeng Chi, Jianyu Huang, Jiawen Liu, Jie Wang, Jiecao Yu, Joanna Bitton, Joe Spisak, Jongsoo Park, Joseph Rocca, Joshua Johnstun, Joshua Saxe, Junteng Jia, Kalyan Vasuden Alwala, Kartikeya Upasani, Kate Pliwinski, Ke Li, Kenneth Heafield, Kevin Stone, and et al. 2024. The Llama 3 Herd of Models. *CoRR* abs/2407.21783 (2024). <https://doi.org/10.48550/ARXIV.2407.21783> arXiv:2407.21783
- [7] Wenqi Fan, Yao Ma, Qing Li, Yuan He, Eric Zhao, Jiliang Tang, and Dawei Yin. 2019. Graph neural networks for social recommendation. In *The world wide web conference*. 417–426.
- [8] Chongming Gao, Ruijun Chen, Shuai Yuan, Kexin Huang, Yuanqing Yu, and Xiangnan He. 2024. SPRec: Leveraging Self-Play to Debias Preference Alignment for Large Language Model-based Recommendations. *CoRR* abs/2412.09243 (2024). <https://doi.org/10.48550/ARXIV.2412.09243> arXiv:2412.09243
- [9] Shijie Geng, Shuchang Liu, Zuohui Fu, Yingqiang Ge, and Yongfeng Zhang. 2022. Recommendation as Language Processing (RLP): A Unified Pretrain, Personalized Prompt & Predict Paradigm (P5). In *RecSys '22: Sixteenth ACM Conference on Recommender Systems, Seattle, WA, USA, September 18 - 23, 2022*, Jennifer Golbeck, F. Maxwell Harper, Vanessa Murdock, Michael D. Ekstrand, Bracha Shapira, Justin Basilico, Keld T. Lundgaard, and Even Oldridge (Eds.). ACM, 299–315. <https://doi.org/10.1145/3523227.3546767>
- [10] Shangmin Guo, Biao Zhang, Tianlin Liu, Tianqi Liu, Misha Khalman, Felipe Linares, Alexandre Ramé, Thomas Mesnard, Yao Zhao, Bilal Piot, Johan Ferret, and Mathieu Blondel. 2024. Direct Language Model Alignment from Online AI Feedback. *CoRR* abs/2402.04792 (2024). <https://doi.org/10.48550/ARXIV.2402.04792> arXiv:2402.04792
- [11] Balázs Hidasi, Alexandros Karatzoglou, Linas Baltrunas, and Domonkos Tikk. 2016. Session-based Recommendations with Recurrent Neural Networks. In *4th International Conference on Learning Representations, ICLR 2016, San Juan, Puerto Rico, May 2–4, 2016, Conference Track Proceedings*, Yoshua Bengio and Yann LeCun (Eds.). <http://arxiv.org/abs/1511.06939>
- [12] Wang-Cheng Kang and Julian J. McAuley. 2018. Self-Attentive Sequential Recommendation. In *IEEE International Conference on Data Mining, ICDM 2018, Singapore, November 17–20, 2018*. IEEE Computer Society, 197–206. <https://doi.org/10.1109/ICDM.2018.00035>
- [13] Xiaoyu Kong, Leheng Sheng, Junfei Tan, Yuxin Chen, Jiancan Wu, An Zhang, Xiang Wang, and Xiangnan He. 2025. Minionerec: An open-source framework for scaling generative recommendation. *arXiv preprint arXiv:2510.24431* (2025).
- [14] Sergey Levine, Aviral Kumar, George Tucker, and Justin Fu. 2020. Offline Reinforcement Learning: Tutorial, Review, and Perspectives on Open Problems. *CoRR* abs/2005.01643 (2020). [arXiv:2005.01643](https://arxiv.org/abs/2005.01643) <https://arxiv.org/abs/2005.01643>
- [15] Xiang Lisa Li, Ari Holtzman, Daniel Fried, Percy Liang, Jason Eisner, Tatsunori Hashimoto, Luke Zettlemoyer, and Mike Lewis. 2022. Contrastive decoding: Open-ended text generation as optimization. *arXiv preprint arXiv:2210.15097* (2022).
- [16] Jiayi Liao, Xiangnan He, Ruobing Xie, Jiancan Wu, Yancheng Yuan, Xingwu Sun, Zhanhui Kang, and Xiang Wang. 2024. RosePO: Aligning LLM-based Recommenders with Human Values. *CoRR* abs/2410.12519 (2024). <https://doi.org/10.48550/ARXIV.2410.12519> arXiv:2410.12519
- [17] Jiayi Liao, Sihang Li, Zhengyi Yang, Jiancan Wu, Yancheng Yuan, Xiang Wang, and Xiangnan He. 2024. LLaRA: Large Language-Recommendation Assistant. In *Proceedings of the 47th International ACM SIGIR Conference on Research and Development in Information Retrieval, SIGIR 2024, Washington DC, USA, July 14–18, 2024*, Grace Hui Yang, Hongning Wang, Sam Han, Claudia Hauff, Guido Zuccon, and Yi Zhang (Eds.). ACM, 1785–1795. <https://doi.org/10.1145/3626772.3657690>
- [18] Peng Liu, Lemei Zhang, and Jon Atle Gulla. 2023. Pre-train, Prompt, and Recommendation: A Comprehensive Survey of Language Modeling Paradigm Adaptations in Recommender Systems. *Transactions of the Association for Computational Linguistics* 11 (2023), 1553–1571.
- [19] Haoyan Luo and Lucia Specia. 2024. Tuning Language Models by Mixture-of-Depths Ensemble. *arXiv preprint arXiv:2410.13077* (2024).
- [20] Jianmo Ni, Jiacheng Li, and Julian McAuley. 2019. Justifying recommendations using distantly-labeled reviews and fine-grained aspects. In *Proceedings of the 2019 conference on empirical methods in natural language processing and the 9th international joint conference on natural language processing (EMNLP-IJCNLP)*. 188–197.
- [21] Rafael Rafailov, Archit Sharma, Eric Mitchell, Christopher D Manning, Stefano Ermon, and Chelsea Finn. 2024. Direct preference optimization: Your language model is secretly a reward model. *Advances in Neural Information Processing Systems* 36 (2024).

- [22] Xubin Ren, Wei Wei, Lianhao Xia, Lixin Su, Suqi Cheng, Junfeng Wang, Dawei Yin, and Chao Huang. 2024. Representation learning with large language models for recommendation. In *Proceedings of the ACM on Web Conference 2024*. 3464–3475.
- [23] Jitao Sang, Yuhang Wang, Jing Zhang, Yanxu Zhu, Chao Kong, Junhong Ye, Shuyi Wei, and Jinlin Xiao. 2024. Improving weak-to-strong generalization with scalable oversight and ensemble learning. *arXiv preprint arXiv:2402.00667* (2024).
- [24] Zhihong Shao, Peiyi Wang, Qihao Zhu, Runxin Xu, Junxiao Song, Xiao Bi, Haowei Zhang, Mingchuan Zhang, YK Li, Yang Wu, et al. 2024. Deepseekmath: Pushing the limits of mathematical reasoning in open language models. *arXiv preprint arXiv:2402.03300* (2024).
- [25] Fei Sun, Jun Liu, Jian Wu, Changhua Pei, Xiao Lin, Wenwu Ou, and Peng Jiang. 2019. BERT4Rec: Sequential Recommendation with Bidirectional Encoder Representations from Transformer. In *Proceedings of the 28th ACM International Conference on Information and Knowledge Management, CIKM 2019, Beijing, China, November 3-7, 2019*, Wenwu Zhu, Dacheng Tao, Xueqi Cheng, Peng Cui, Elke A. Rundensteiner, David Carmel, Qi He, and Jeffrey Xu Yu (Eds.). ACM, 1441–1450. <https://doi.org/10.1145/3357384.3357895>
- [26] Junfei Tan, Yuxin Chen, An Zhang, Junguang Jiang, Bin Liu, Ziru Xu, Han Zhu, Jian Xu, Bo Zheng, and Xiang Wang. 2025. Reinforced preference optimization for recommendation. *arXiv preprint arXiv:2510.12211* (2025).
- [27] Jiaxi Tang and Ke Wang. 2018. Personalized Top-N Sequential Recommendation via Convolutional Sequence Embedding. In *Proceedings of the Eleventh ACM International Conference on Web Search and Data Mining, WSDM 2018, Marina Del Rey, CA, USA, February 5-9, 2018*, Yi Chang, Chengxiang Zhai, Yan Liu, and Yoelle Maarek (Eds.). ACM, 565–573. <https://doi.org/10.1145/3159652.3159656>
- [28] A Vaswani. 2017. Attention is all you need. *Advances in Neural Information Processing Systems* (2017).
- [29] Yancheng Wang, Ziyang Jiang, Zheng Chen, Fan Yang, Yingxue Zhou, Eunah Cho, Xing Fan, Xiaojian Huang, Yanbin Lu, and Yingzhen Yang. 2023. Recmind: Large language model powered agent for recommendation. *arXiv preprint arXiv:2308.14296* (2023).
- [30] Wei Wei, Xubin Ren, Jiabin Tang, Qinyong Wang, Lixin Su, Suqi Cheng, Junfeng Wang, Dawei Yin, and Chao Huang. 2024. Limrec: Large language models with graph augmentation for recommendation. In *Proceedings of the 17th ACM International Conference on Web Search and Data Mining*. 806–815.
- [31] Chuhan Wu, Fangzhao Wu, Tao Qi, and Yongfeng Huang. 2021. Empowering news recommendation with pre-trained language models. In *Proceedings of the 44th international ACM SIGIR conference on research and development in information retrieval*. 1652–1656.
- [32] Shiwen Wu, Fei Sun, Wentao Zhang, Xu Xie, and Bin Cui. 2022. Graph neural networks in recommender systems: a survey. *Comput. Surveys* 55, 5 (2022), 1–37.
- [33] Yunjia Xi, Weiwen Liu, Jianghao Lin, Xiaoling Cai, Hong Zhu, Jieming Zhu, Bo Chen, Ruiming Tang, Weinan Zhang, and Yong Yu. 2024. Towards open-world recommendation with knowledge augmentation from large language models. In *Proceedings of the 18th ACM Conference on Recommender Systems*. 12–22.
- [34] Xu Xie, Fei Sun, Zhaoyang Liu, Shiwen Wu, Jinyang Gao, Jiandong Zhang, Bolin Ding, and Bin Cui. 2022. Contrastive Learning for Sequential Recommendation. In *38th IEEE International Conference on Data Engineering, ICDE 2022, Kuala Lumpur, Malaysia, May 9-12, 2022*. IEEE, 1259–1273. <https://doi.org/10.1109/ICDE53745.2022.00099>
- [35] An Yang, Baosong Yang, Binyuan Hui, Bo Zheng, Bowen Yu, Chang Zhou, Chengpeng Li, Chengyuan Li, Dayiheng Liu, Fei Huang, Guanting Dong, Haoran Wei, Huan Lin, Jialong Tang, Jialin Wang, Jian Yang, Jianhong Tu, Jianwei Zhang, Jianxin Ma, Jianxin Yang, Jin Xu, Jingren Zhou, Jinze Bai, Jinzheng He, Junyang Lin, Kai Dang, Keming Lu, Keqin Chen, Kexin Yang, Mei Li, Mingfeng Xue, Na Ni, Pei Zhang, Peng Wang, Ru Peng, Rui Men, Ruize Gao, Runji Lin, Shijie Wang, Shuai Bai, Sinan Tan, Tianhang Zhu, Tianhao Li, Tianyu Liu, Wenbin Ge, Xiaodong Deng, Xiaohuan Zhou, Xingzhang Ren, Xinyu Zhang, Xipin Wei, Xuancheng Ren, Xuejing Liu, Yang Fan, Yang Yao, Yichang Zhang, Yu Wan, Yunfei Chu, Yuyang Liu, Zeyu Cui, Zhenru Zhang, Zhifang Guo, and Zhihao Fan. 2024. Qwen2 Technical Report. *CoRR* abs/2407.10671 (2024). <https://doi.org/10.48550/ARXIV.2407.10671> arXiv:2407.10671
- [36] Runyang You, Yongqi Li, Xinyu Lin, Xin Zhang, Wenjie Wang, Wenjie Li, and Liqiang Nie. 2025. R2ec: Towards Large Recommender Models with Reasoning. In *The Thirty-ninth Annual Conference on Neural Information Processing Systems*.
- [37] Junjie Zhang, Yupeng Hou, Ruobing Xie, Wenqi Sun, Julian McAuley, Wayne Xin Zhao, Leyu Lin, and Ji-Rong Wen. 2024. Agentcf: Collaborative learning with autonomous language agents for recommender systems. In *Proceedings of the ACM on Web Conference 2024*. 3679–3689.
- [38] Junjie Zhang, Ruobing Xie, Yupeng Hou, Wayne Xin Zhao, Leyu Lin, and Ji-Rong Wen. 2023. Recommendation as Instruction Following: A Large Language Model Empowered Recommendation Approach. *CoRR* abs/2305.07001 (2023). <https://doi.org/10.48550/ARXIV.2305.07001> arXiv:2305.07001
- [39] Yang Zhang, Wenxin Xu, Xiaoyan Zhao, Wenjie Wang, Fuli Feng, Xiangnan He, and Tat-Seng Chua. 2025. Reinforced Latent Reasoning for LLM-based Recommendation. *arXiv preprint arXiv:2505.19092* (2025).
- [40] Wayne Xin Zhao, Shanlei Mu, Yupeng Hou, Zihan Lin, Yushuo Chen, Xingyu Pan, Kaiyuan Li, Yujie Lu, Hui Wang, Changxin Tian, et al. 2021. Recbole: Towards a unified, comprehensive and efficient framework for recommendation algorithms. In *proceedings of the 30th acm international conference on information & knowledge management*. 4653–4664.
- [41] Bowen Zheng, Yupeng Hou, Hongyu Lu, Yu Chen, Wayne Xin Zhao, Ming Chen, and Ji-Rong Wen. 2024. Adapting Large Language Models by Integrating Collaborative Semantics for Recommendation. In *40th IEEE International Conference on Data Engineering, ICDE 2024, Utrecht, The Netherlands, May 13-16, 2024*. IEEE, 1435–1448. <https://doi.org/10.1109/ICDE60146.2024.00118>

A Appendix

A.1 Implementation Details

For all the LLM-based methods, we leverage Llama3.1-8B as the backbone LLM. For SFT-based baselines, we strictly follow the training settings of BIGRec [1] and LC-Rec [41] respectively. For DPO-based baselines, as these methods are not originally tested on all-ranking settings with the full datasets, we adjust the data format for the sake of rigorous comparison. Specifically, for RosePO [16] and SDPO [4], we remove the list of candidate items in the prompt. We generate one self-hard negative samples from the SFT stage for RosePO, while randomly select 5 negative samples for SDPO. As for SPRec [8], as the dataset in our all-ranking settings are much larger than those sampled in SPRec, we set 3 iterations for training. For α in our method ILRec, which controls the threshold for selecting negative tokens, is tuned in the range {0.1, 0.5, 0.8, 1, 1.2}. For β in ILRec, which controls the degree of penalization for each token, is tuned in the range {0.005, 0.01, 0.05, 0.1, 0.2}. For λ and μ , which serve as the coefficients for distillation loss and reward loss respectively, are tuned in the range {0.0005, 0.001, 0.005, 0.01, 0.05, 0.1}. For the collaborative model used in Section 2.4, we select SASRec [12] to generate token-level reward. Given the high cost of tuning LLMs, we first identify the general scale of a hyper-parameter and then adjust it within a more limited range. For inference, we strictly follow the methods demonstrated in each paper. All experiments were carried out on eight A100 GPUs, each with 40GB of VRAM. We implement all traditional sequential recommendation models based on RecBole [40]. To ensure fair comparison, we set the embedding dimension of all models to 128 and obtain the best performance through hyperparameter grid search.

A.2 Hyperparameter Sensitivity Analysis

We introduce some hyperparameters in ILRec. To evaluate the sensitivity of our method to these hyperparameters, we vary their values while keeping all other settings fixed and optimal, and observe the resulting impact on model performance. In Table 6, we present the effects of two key hyperparameters, α and β , which control the negative-signal selection penalization, on model performance across two datasets. These results indicate that ILRec achieves consistent improvements in a relatively stable range of hyperparameters, and achieves robustness of hyperparameter selection toward different datasets.

Table 6: Hyperparameter Sensitivity Analysis with α and β on Instrument and Art datasets.

Hyperparameter	Instrument		Art	
	Hit@10	NDCG@10	Hit@10	NDCG@10
baseline	0.1062	0.0832	0.1045	0.0778
$\alpha = 0.1$	0.1128	0.0882	0.1102	0.0799
$\alpha = 0.5$	0.1138	0.0867	0.1084	0.0801
$\alpha = 0.8$	0.1143	0.0889	0.1110	0.0807
$\alpha = 1.0$	0.1115	0.0872	0.1118	0.0821
$\alpha = 1.2$	0.1120	0.0883	0.1098	0.0799
$\beta = 0.005$	0.1102	0.0857	0.1092	0.0795
$\beta = 0.01$	0.1124	0.0880	0.1107	0.0799
$\beta = 0.05$	0.1119	0.0881	0.1118	0.0821
$\beta = 0.1$	0.1143	0.0889	0.1110	0.0813
$\beta = 0.2$	0.1111	0.0869	0.1112	0.0807

A.3 Deriving the Gradient of Cross-layer preference optimization loss

We derive the gradient of cross-layer preference optimization loss as follows:

$$\begin{aligned}
\nabla_{\theta} \mathcal{L}_{CPO} &= -\nabla_{\theta} \log \frac{\exp(p(y_t))}{\sum_{v \in \mathcal{V}} \exp(p(v)(1 + \beta w_v))} \\
&= -\nabla_{\theta} p(y_t) + \nabla_{\theta} \log \sum_{v \in \mathcal{V}} \exp(p(v)(1 + \beta w_v)) \\
&= -\nabla_{\theta} p(y_t) + \frac{\nabla_{\theta} \sum_{v \in \mathcal{V}} \exp(p(v)(1 + \beta w_v))}{\sum_{v \in \mathcal{V}} \exp(p(v)(1 + \beta w_v))} \\
&= -\frac{\sum_{v' \in \mathcal{V}_N} \exp(p(v')(1 + \beta w_{v'}))}{\sum_{v \in \mathcal{V}} \exp(p(v)(1 + \beta w_v))} \nabla_{\theta} p(y_t) + \\
&\quad \sum_{v' \in \mathcal{V}_N} \left[\frac{(1 + \beta w_{v'}) \exp(p(v')(1 + \beta w_{v'}))}{\sum_{v \in \mathcal{V}} \exp(p(v)(1 + \beta w_v))} \right] \nabla_{\theta} p(v'),
\end{aligned}$$

in which \mathcal{V}_N refers to all the tokens without the ground-truth token y_t . To penalize high probability tokens provided by intermediate layers, ILRec assigns the gradient of each negative token v' an extra weighting $\frac{(1 + \beta w_{v'}) \exp(p(v')(1 + \beta w_{v'}))}{\sum_{v \in \mathcal{V}} \exp(p(v)(1 + \beta w_v))}$. For a challenging high probability token v' provided by intermediate layer, the corresponding probability $w_{v'}$ for token v' is also large, leading to larger extra weighting and more decline in the likelihood of generating specific v' .

A.4 Comparison with RLVR-based Methods

In addition to DPO-based methods, recent work [36, 39] has explored reinforcement learning with verifiable rewards (RLVR), where reward signals are assigned based on the correctness of the identifier sequences generated during rollouts, aiming at enhancing the model’s interest recognition ability and even stimulating its reasoning capabilities. Following these studies, we conduct experiments to compare the effectiveness of ILRec and two RLVR counterparts on the Instrument dataset using BIGRec training paradigm: (1) RLVR, directly using GRPO [24] for training, assigning correct rollouts with 1 and wrong rollouts with 0. (2) RLVR-reasoning, further stimulating the reasoning process before generating the predicted item. The number of rollouts is set to 8. The results are as follows:

Table 7: Performance comparison between ILRec and RLVR-based methods.

Methods	Hit@5	NDCG@5	Hit@10	NDCG@10	Training time
ILRec	0.0844	0.0788	0.1091	0.0856	4.1h
RLVR	0.0812	0.0753	0.1054	0.0817	6.5h
RLVR-reasoning	0.0827	0.0763	0.1062	0.0835	10.6h

Attributed to the fine-grained negative sampling and the continuous refinement of negative sample quality from intermediate layers, ILRec achieves consistent improvements. Moreover, since ILRec operates entirely within the SFT stage—without requiring additional preference alignment or rollout computations—it achieves significantly shorter training time, as shown in Table 7.

A.5 Strategies for Selecting Intermediate Layers

A.5.1 Performance Comparison w.r.t. Different Layer Selection Strategies. To ensure informative negatives, ILRec selects k consecutive intermediate layers starting from the final layer as the negative generator. To further justify this design choice, we conduct additional experiments comparing our strategy (consecutive layers 31–29) with several alternative layer-selection approaches: (1) three randomly chosen non-consecutive layers from 31–24, (2) individual layers 31, 30, and 29, (3) medium layers 26–24, and (4) shallow layers 21–19. The results are presented in Table 8.

Table 8: Performance Comparison w.r.t. Different Layer Selection Strategies on the Instrument Dataset using BIGRec training paradigm.

Methods	Hit@10	NDCG@10
ILRec	0.1091	0.0856
Non-consecutive Layers	0.1084	0.0843
Medium Layers	0.1043	0.0820
Shallow Layers	0.1037	0.0813
L_{31}	0.1067	0.0839
L_{30}	0.1080	0.0844
L_{29}	0.1075	0.0836

As shown in Table 8, our consecutive deep-layer selection consistently outperforms all alternative strategies. Deeper intermediate layers capture stronger task-specific semantics, producing more reliable and informative negatives. In contrast, shallower layers exhibit weaker predictive capability, leading to noisier negatives that hinder ILRec’s effectiveness. Strategies based on non-consecutive or shallow layers tend to mix in less informative layers without a principled selection rule, while relying on a single layer reduces stability and limits the diversity of negative signals—both contributing to degraded performance.

A.5.2 The Guidance of Selecting k across Different Scales of Backbones. When applying ILRec to models of different sizes, we conduct experiments to examine how the choice of k affects performance across various model scales. Based on these results, we provide practical guidance on selecting the optimal range of k for

different model sizes, helping avoid repeated and costly hyperparameter tuning. Specifically, while keeping all other hyperparameters fixed, we varied k from 1 to 7 and evaluated different models' performance (Llama3.2-1B, Llama3.2-3B and Llama3.1-8B) with the ILRec task on the Instrument dataset, using Hit@10 as the main metric. The results are summarized as follows:

Table 9: Performance Comparison w.r.t. Different k among Different Model Backbones on Amazon Instrument.

Methods	1	2	3	4	5	6	7
Llama3.2-1B	0.0972	0.0976	0.0968	0.0950	0.0953	0.0938	0.0947
Llama3.2-3B	0.0993	<u>0.1019</u>	0.1024	<u>0.1022</u>	0.1008	0.1013	0.1002
Llama3.1-8B	0.1067	<u>0.1081</u>	0.1091	<u>0.1084</u>	<u>0.1088</u>	0.1075	0.1057

From Table 9, we can summarize the guidance for selecting k for different model backbones as follows:

- **The optimal k consistently lies within intermediate layers closed to the final layer ($\leq 5^{th}$ layer)**, as shown in the bold data in Table 9. These deep layers have sufficient predictive capability to provide informative negatives, compared with shallower layers.

- **ILRec is robust to a range of nearby k values**, as shown in the underlined data in Table 9. Performance around the optimal k varies smoothly, and neighboring values also yield comparable gains, meaning that only a small range of k needs to be tested to achieve stable performance improvements.

- **Larger models support a broader effective range of k .** Intermediate layers in larger models generate stronger predictions and higher-quality negative signals. Therefore, while 1B models have a narrow effective range of k for achieving stable performance improvement, 3B and 8B models benefit from a broader selection of k .

A.6 Strategies for Ensembling Model Outputs from Intermediate Layers

To obtain the probabilities of negative tokens from intermediate layers, we ensemble the logits from each layer by averaging them, as shown in Equation 3. We have also conducted additional experiments comparing our averaging scheme with several alternative intra-model metrics, including maximum-probability, variance-based weighting, and entropy-based weighting. We utilize these metrics as layer-specific weight when aggregating intermediate layers' logits. The results are demonstrated as follows:

Table 10: Performance comparison w.r.t. different ensembling strategies on Amazon Instrument.

Methods	BIGRec		LC-Rec	
	Hit@10	NDCG@10	Hit@10	NDCG@10
Mean Average (ILRec)	0.1091	0.0856	0.1143	0.0889
Variance	0.1074	0.0840	0.1130	0.0862
Entropy	0.1066	0.0833	0.1149	0.0893
Maximum-probability	0.1061	0.0836	0.1112	0.0841
SFT	0.1004	0.0799	0.1062	0.0832

Our results show that all these aggregation methods yield relatively stable performance improvement, with entropy-based weighting even slightly outperforming our logits-averaging method in some cases. Nevertheless, in our current settings, directly averaging intermediate-layer logits has already offered a simple, efficient, and consistently effective solution. Alternative aggregation strategies based on metrics such as variance or entropy currently lack a clear and consistent correlation with the quality of generated negative samples. In contrast, the simple averaging scheme provides a robust, efficient, and effective way to integrate logits.