

Flickering Multi-Armed Bandits

Sourav Chakraborty[†]

Amit Kiran Rege^{†*}

Claire Monteleoni^{†‡}

Lijun Chen[†]

SOURAV.CHAKRABORTY@COLORADO.EDU

AMIT.REGE@COLORADO.EDU

CLAIRE.MONTELEONI@COLORADO.EDU

LIJUN.CHEN@COLORADO.EDU

[†]*Dept. of Computer Science, University of Colorado, Boulder, USA.*

[‡]*INRIA Paris, France.*

Abstract

We introduce Flickering Multi-Armed Bandits (FMAB), a new MAB framework where the set of available arms (or actions) can change at each round, and the available set at any time may depend on the agent’s previously selected arm. We model this constrained, evolving availability using random graph processes, where arms are nodes and the agent’s movement is restricted to its local neighborhood. We analyze this problem under two random graph models: an i.i.d. Erdős–Rényi (ER) process and an Edge-Markovian process. We propose and analyze a two-phase algorithm that employs a lazy random walk for exploration to efficiently identify the optimal arm, followed by a navigation and commitment phase for exploitation. We establish high-probability and expected sub-linear regret bounds for both graph settings. We show that the exploration cost of our algorithm is near-optimal by establishing a matching information-theoretic lower bound for this problem class, highlighting the fundamental cost of exploration under local-move constraints. We complement our theoretical guarantees with numerical simulations, including a scenario of a robotic ground vehicle scouting a disaster-affected region.

Keywords: Online Learning; Multi-Armed Bandits.

1. Introduction

In the aftermath of a natural disaster, emergency responders must rapidly restore communication capabilities across a disrupted and unstable region. A robotic ground vehicle is deployed to scout candidate locations, moving carefully through streets that may be temporarily blocked by debris or diverted traffic. The environment is fluid: pathways open and close unexpectedly, and access to promising sites may vanish without warning. At each stop, the vehicle assesses the quality of local coverage it could provide if deployed there. Over time, it explores locations, limited to nearby, currently accessible sites, while building a sense of which locations offer the most promise. After navigating this uncertain landscape, the vehicle must ultimately select the site where it can provide the most reliable service, deploying the relay at that location to support ongoing recovery efforts.

This scenario reveals a broader decision-making structure, where the agent interacts with an environment with changing availability of actions. At each step, it can access only a limited subset of those actions, dependent on the agent’s most recent choice. This class of problems falls under the broader umbrella of sequential decision-making under uncertainty, a domain formally studied through the multi-armed bandit (MAB) framework (Robbins, 1952; Thompson, 1933; Auer et al., 2002). In its classical form, the learner repeatedly interacts with a fixed set of actions (referred to interchangeably as *arms*), each of which yields an unknown real-valued payoff, or *reward*. At

* Equal Contribution with S. Chakraborty.

each round, the learner selects one arm, receives a reward corresponding to that arm, and uses this information to guide future decisions. The goal is to make a sequence of choices that collectively lead to high cumulative reward over time. At its core, the MAB model captures the tension between selecting uncertain actions to improve the agent’s knowledge (*exploration*), and leveraging current beliefs to choose the action that appears most promising (*exploitation*). This model has been successfully applied across a wide range of applications, including clinical trials (Gittins, 1979), wireless communication (Gai et al., 2010), recommendation systems (Li et al., 2010; Bouneffouf et al., 2012), financial optimization (Brochu et al., 2010), and economically motivated incentivized explorations (Frazier et al., 2014; Wang and Huang, 2018; Liu et al., 2020; Chakraborty and Chen, 2024; Chakraborty et al., 2025).

Classical MAB framework provides a rich suite of strategies for balancing exploration and exploitation, supported by well-established theoretical guarantees (see surveys (Slivkins, 2024; Lattimore and Szepesvári, 2020)). However, these results assume that the learner has unrestricted access to all actions. This assumption fails in many real-world settings, including the emergency relay deployment example mentioned earlier, where the set of available actions may change over time and depend on the agent’s most recent choice. In such environments, the learner is constrained to select from only a limited, dynamically varying subset of actions at each step. These limitations fundamentally alter the learning problem and require new models that explicitly account for restricted and evolving access to actions.

We introduce *Flickering Multi-Armed Bandits* (FMAB), a model (defined in Section 2) in which the set of actions available to the learner may change over time. At each round, the learner selects an action from the currently available action set and receives a real-valued reward with an unknown but fixed mean. The core objective is to maximize cumulative reward over time by repeatedly selecting high-performing actions. Unlike in classical MAB, however, the learner is not free to explore the entire action set. Instead, it must operate under changing availability, in which only a limited subset of actions is reachable at any given step. This introduces new challenges for balancing exploration and exploitation. We model this evolving availability using random graphs defined over the action set. At each round, the available actions correspond to the neighbors of the learner’s current arm in the graph. We instantiate this approach with two primary graph processes. First, we analyze the foundational i.i.d. setting, defined by the Erdős–Rényi (ER) model (Erdős and Rényi, 1960), where the graph is formed at each round by including each possible edge with a given probability. We analyze the general case, where these probabilities can be edge-specific, and our analysis also captures the *homogeneous* case where all edge probabilities are equal (see Section 2). Second, we introduce the edge-Markovian model (Clementi et al., 2016, 2010). In this setting, the graph is not fully re-sampled; instead, it evolves from an initial map as edges independently appear or disappear according to fixed probabilities (see Section 2).

Contributions. We first formalize a bandit setting where, in each round, the environment, conditioned on the action carried into the round, reveals a set of actions accessible for immediate selection. We then model how these admissible sets evolve (see Figure 1) using two canonical processes: (a) i.i.d. Erdős–Rényi (homogeneous and inhomogeneous) and (b) an edge–Markovian flip process. We analyze learning under the structural evolution of random graphs, both i.i.d. and edge-Markovian, not previously addressed. Methodologically, this work bridges spectral techniques for evolving Markov chains with concentration tools for dynamic random graphs, yielding new insights into exploration under local movement and feedback constraints. To our knowledge, this is the first

unified regret analysis that couples lazy-walk exploration with both i.i.d. ER and edge–Markovian evolving availability in an online bandit setting, and we corroborate the theory with targeted simulations, including a disaster-response scenario.

Related work. The Sleeping Bandits model (Kleinberg et al., 2010) features time-varying arm sets, but availability is independent of the learner’s actions and measured against a different, time-varying benchmark. Mortal Bandits (Chakrabarti et al., 2008) consider arms that disappear intermittently or permanently, but maintain a *constant number* of active arms and reveal the availability set at each round regardless of the past action. Volatile Bandits (Bnaya et al., 2013) associate arms with unknown lifespans and have time-varying rewards, causing the optimal action to shift. Graph-based bandit models (Zhang et al., 2023; Paschalidis et al., 2024) also place arms on a graph, but typically assume a *fixed*, globally-known graph, which enables shortest-path-based planning. In contrast, FMAB models availability using a *changing* graph, and we develop lightweight algorithms that rely only on neighborhood information.

2. Models and Problem Formulation

We consider a finite set of n arms (or *actions*) $A = \{1, 2, \dots, n\}$, with each arm $a \in A$ associated with a fixed but unknown reward distribution $\mathcal{D}(a)$ on $[0, 1]$ and mean $\mu(a) \in [0, 1]$. Without the loss of generality, we assume $a^* \triangleq \arg \max_{a \in A} \mu(a)$ to be the unique optimal arm. We denote the sub-optimality gap for any other arm as $\Delta(a) \triangleq \mu(a^*) - \mu(a) > 0$.

The learner’s objective is to minimize the cumulative regret over a time horizon T . The regret $R(T)$ compares the learner’s cumulative reward to the total reward achievable by an oracle that always selects the optimal arm:

$$R(T) \triangleq \sum_{t=1}^T (\mu(a^*) - r_t(a_t)).$$

The goal is to design a learning algorithm that selects a sequence of actions a_1, \dots, a_T to ensure the expected regret is sublinear, i.e., $\mathbb{E}[R(T)] = o(T)$, as $T \rightarrow \infty$. A key feature of our model is that the learner’s access to arms is constrained by a time-varying graph. At each round t , the environment exposes a graph $G_t = (A, E_t)$ over the action set. The learner, residing at its previously chosen arm a_{t-1} , gets access only to its neighborhood, which defines the set of available arms as:

$$L_t(a_{t-1}) \triangleq \{a \in A : (a, a_{t-1}) \in E_t\} \cup \{a_{t-1}\}.$$

The learner then selects an arm $a_t \in L_t(a_{t-1})$, and receives a stochastic reward $r_t(a_t) \sim \mathcal{D}(a_t)$. To describe the stochastic evolution of the graphs $\{G_t\}$, we introduce a general graph evolution operator

$$\Psi : \mathcal{G} \times \Theta \rightarrow \mathcal{P}(\mathcal{G}),$$

where \mathcal{G} denotes the space of graphs on the node set A , Θ is a model-specific parameter space, and $\mathcal{P}(\mathcal{G})$ is the space of probability measures over \mathcal{G} . At each round, the environment samples the next graph according to $G_t \sim \Psi(G_{t-1}; \theta)$, where $\theta \in \Theta$ specifies the parameters governing the evolution. We now define the two processes that form the basis of our analysis.

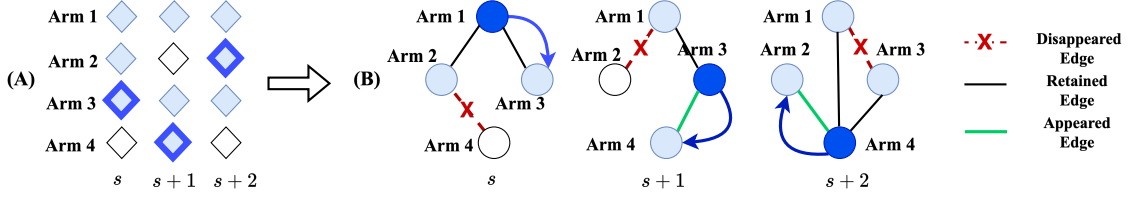


Figure 1: A 4-arm FMAB problem at $t = s, s + 1, s + 2$, with pull sequence $a_s = 3, a_{s+1} = 4, a_{s+2} = 2$ (from $a_{s-1} = 1$). **(A)** Problem view: Blue/White arms are accessible/inaccessible. Pulled arm has a dark blue border. **(B)** Graph view: Learner starts at the dark blue node (a_{t-1}) and can move to blue neighbors ($L_t(a_{t-1})$).

Erdős–Rényi (ER) Graph Process. This process models the i.i.d. setting. We define it as the *heterogenous* ER model, $\Psi_{\text{het}}^{\text{ER}}(\theta)$ with parameters $\theta = (n, \{p_{ij}\})$, where $p_{ij} \in [0, 1]$ is the probability of edge (i, j) appearing. At each round t , a new graph $G_t = (A, E_t)$ is generated by including each possible edge $(i, j) \in E_t$ independently with probability p_{ij} . The *homogeneous* model, $\Psi_{\text{hom}}^{\text{ER}}(\theta)$ with $\theta = (n, p)$, is a special case where $p_{ij} = p$ for all pairs (i, j) . As these processes are i.i.d., the distribution of G_t does not depend on G_{t-1} , so we omit this argument from the notation.

Markovian Edge-Flip Process. At time t , this process is defined by $\Psi^{\text{M}}(G_{t-1}; \theta)$ with parameters $\theta = (n, \alpha, \beta)$. The graph $G_t = (A, E_t)$ evolves from G_{t-1} as each edge (i, j) follows an independent, time-homogeneous two-state Markov chain. If an edge was absent in G_{t-1} , it appears in G_t with probability $\alpha \in (0, 1)$ and, if it was present in G_{t-1} , it disappears in G_t with probability $\beta \in (0, 1)$. The process is independent across all edges.

The evolving graph models above impose localized access (see Figure 1): at each round, the learner can only move to neighbors in G_t , restricting standard bandit strategies that assume global access. In the next section, we introduce algorithms that use only local movement and feedback.

3. A Phase-Based Learning Algorithm

Our algorithm is a two-phase learning algorithm: an *exploration* phase of a predetermined length T_0 , followed by an *exploitation* phase. To facilitate this, the learner maintains two quantities for all arms $a \in A$, initialized to zero: the total visitation count $\phi_t(a)$ and cumulative reward sum $S_t(a)$.

- **Phase I** (Best Arm Identification, $1 \leq t \leq T_0$): The goal of this phase is to collect sufficient information to identify the optimal arm. To do this, the learner employs a *lazy random walk* policy, defined by a one-step transition kernel W_t . At each round, the learner selects a_t uniformly at random from the available set $L_t(a_{t-1})$:

$$W_t(i, j) \triangleq \mathbb{P}(a_t = j | a_{t-1} = i, G_t) = \frac{1}{|L_t(i)|} \quad \forall j \in L_t(i)$$

$$W_t(i, j) = 0 \quad \text{if } j \notin L_t(i).$$

Upon selecting a_t and receiving $r_t(a_t)$, the learner updates its trackers: $\phi_t(a_t) = \phi_{t-1}(a_t) + 1$ and $S_t(a_t) = S_{t-1}(a_t) + r_t(a_t)$. At the end of this phase (at round T_0), the learner identifies the target

arm by computing the empirical means $\hat{\mu}(a) \triangleq S_{T_0}(a)/\phi_{T_0}(a)$ (using $\hat{\mu}(a) = 0$ if $\phi_{T_0}(a) = 0$), and setting $\hat{a}^* \triangleq \arg \max_{a \in A} \hat{\mu}(a)$.

- **Phase II** (Navigation & Commitment, $t > T_0$): With the target arm \hat{a}^* now identified, the learner continues to follow the same lazy random walk policy W_t until the first round $\tau > T_0$ that it lands on \hat{a}^* . For all subsequent rounds $t > \tau$, the learner deterministically selects $a_t = \hat{a}^*$.

The above algorithm serves as a unified template across all graph models, but its performance analysis and the choice of the phase length T_0 depend on the evolution dynamics of the environment, that we will analyze in Section 4.

4. Performance Guarantees

We now present our main theoretical results, establishing high-probability, sublinear regret guarantees for the two-phase learning algorithm introduced in Section 3. We analyze the algorithm's performance under the two primary random graph models mentioned in Section 2.

4.1. Regret for FMAB with i.i.d. Erdős–Rényi Graphs

We first analyze our algorithm (Section 3) in the i.i.d. setting, where a new graph G_t is sampled at each round. In the exploration phase (Phase I), the agent performs a *lazy random walk* for a predetermined length T_0 . The goal of this phase is to collect enough samples to identify the optimal arm a^* , which has the highest mean reward $\mu(a^*)$. We define the minimum sub-optimality gap as $\Delta_{\min} \triangleq \min_{a \neq a^*} (\mu(a^*) - \mu(a))$.

The analysis of this phase depends on the model. In the homogeneous $\Psi_{\text{hom}}^{\text{ER}}(n, p)$ model, the exploration walk can be analyzed via its *expected* transition kernel $\bar{W} \triangleq \mathbb{E}[W_t]$. Because the graphs are re-sampled i.i.d. at every step, the long-run behavior of the walk is captured by this single, averaged kernel. The model's symmetry ensures \bar{W} is symmetric and reversible with a uniform stationary distribution $\pi(a) = 1/n$. This allows for a clean regeneration argument (Appendix A), i.e., we show the walk has a constant probability of “forgetting” its past and jumping to a random arm, which guarantees all n arms are covered efficiently.

This analysis is not applicable in the heterogeneous $\Psi_{\text{het}}^{\text{ER}}(n, \{p_{ij}\})$ model, as the expected kernel \bar{W} is no longer symmetric. Our analysis (Appendix B) therefore uses a *uniform typicality* argument. This shows that, with high probability, the *realized* graph G_t at *every* step is not pathological; its properties (like degrees and cuts) are sharply concentrated around their expected values. This ensures the *realized* walk W_t still mixes efficiently, allowing for uniform coverage.

Both analyses lead to the same asymptotic regret structure, which we present in a unified theorem. The navigation cost in this theorem matches the policy defined in Section 3.

Theorem 1 (Regret for i.i.d. ER Graphs) *Consider the FMAB problem under the i.i.d. ER model (homogeneous or heterogeneous). For any failure probability $\delta \in (0, 1)$, there exist absolute constants $c_1, c_2, c_3 > 0$ such that by setting the exploration length $T_0 \geq c_1 n \log(nT/\delta) + c_2 n \log(n/\delta)/\Delta_{\min}^2$, the two-phase algorithm achieves a cumulative regret $R(T)$ with probability at least $1 - \delta$ bounded by:*

$$R(T) \leq \underbrace{c_1 n \log(nT/\delta) + c_2 \frac{n \log(n/\delta)}{\Delta_{\min}^2}}_{\text{Exploration Cost}} + \underbrace{c_3 n \log(n/\delta)}_{\text{Navigation Cost}}.$$

Proof (Sketch) The proof (detailed in Appendices A and B) budgets the failure probability δ across three key steps. First, the exploration coverage analysis ensures T_0 is sufficient to gather $s_0 \triangleq O(\log(n/\delta)/\Delta_{\min}^2)$ samples from each arm. As mentioned above, the homogeneous case (Appendix A) uses a regeneration argument on the expected kernel \bar{W} , while the general heterogeneous case (Appendix B) uses a uniform typicality argument on the realized kernels W_t . Both methods show that an exploration time scaling linearly with n is sufficient.

Second, since the number of samples for every arm are atleast s_0 , the identification step is a standard application of Hoeffding’s inequality and a union bound (Lemma 12), guaranteeing a^* is correctly identified with high probability.

Third, the navigation cost T_{nav} (the $c_3 n \log(n/\delta)$ term) bounds the time to reach a^* using the *lazy random walk* policy from Section 3. This “mixing route” (Lemma 21) bounds the time it takes for the walk to mix across the graph and hit the target a^* , which is $O(n \log(n/\delta))$ and succeeds as long as the expected graph is connected. ■

Remark 2 (General Analysis and the Homogeneous Case) *Theorem 1 states the final regret in terms of the fundamental problem size n . This clean $O(n)$ scaling is the asymptotic result of a more general analysis (Appendix B), which holds for the heterogeneous case. In that proof, the exploration cost scales with a parameter n_{eff} , the “effective graph size” (Lemma 19). As we show in Remark 24, this parameter simplifies to $n_{\text{eff}} = \Theta(n)$ in the homogeneous case, confirming the two analyses are consistent.*

4.2. Regret for FMAB with Edge-Markovian Graphs

We now analyze the algorithm in the edge-Markovian model with parameters $\theta = (n, \alpha, \beta)$, where the graph G_t evolves from G_{t-1} . This setting introduces a non-trivial analytical challenge not present in the i.i.d. case: the learner’s walk and the environment’s evolution are two coupled stochastic processes.

The core difficulty is that the learner’s lazy random walk (from Section 3) is attempting to mix on the *current* graph G_t , but the graph itself is evolving. The walk’s target stationary distribution, π_t , is a *moving target*.

The “Two Speeds” Challenge. Our analysis (detailed in Appendix C) shows that tracking is possible only if the learner’s walk mixes *faster* than the graph’s structure drifts.

- **Walk Speed:** The walk’s mixing speed at any time t is γ_t , which varies as the graph evolves. Our analysis establishes that under typicality, this speed has a uniform lower bound (a “floor”), $\gamma_0 = \Omega(1)$ (Lemma 32). The analysis relies on this guaranteed *minimum* speed.
- **Drift Speed:** The graph’s drift speed is the rate at which π_t changes, quantified by $\varepsilon_{\max} \triangleq \sup_t \|\pi_{t+1} - \pi_t\|_{\text{TV}}$ (Lemma 35).

For the walk to successfully cover all n nodes before the graph re-wires, the graph must be sufficiently “sticky.” This intuition is formalized by a stickiness condition (Corollary 39), which links the two speeds and reveals that the edge disappearance rate β must be scaled by the graph size: $\beta \leq O(1/n)$.

Burn-in and Exploration Phases. This analysis introduces two distinct requirements for the exploration phase of our algorithm. First, the analysis requires the graph process to be in its statistically stationary state (the homogeneous ER model $\Psi_{\text{hom}}^{\text{ER}}(n, p_\infty)$ where $p_\infty = \alpha/(\alpha + \beta)$). This requires an initial burn-in period of $T_{\text{burn}} = O(\log(nT/\delta)/(\alpha + \beta))$ steps (Lemma 27). Second, after burn-in, the learner must continue exploring for an additional sample-gathering period, T_{exp} , to collect sufficient samples (Theorem 40).

Therefore, the two-phase algorithm from Section 3 is adapted for this setting: the total exploration phase length T_0 must cover both periods, i.e., $T_0 \geq T_{\text{burn}} + T_{\text{exp}}$. The regret bound in Theorem 3 reflects this structure, with the total regret being the sum of costs from these distinct phases.

Theorem 3 (Regret for Edge-Markovian Graphs) *Consider the FMAB problem under the edge-Markovian model. Assume the typicality condition (Lemma 28) and the stickiness condition ($\beta \leq O(1/n)$) hold. For any failure probability $\delta \in (0, 1)$, there exist absolute constants $c_0, c_1, c_2, c_3 > 0$ such that the two-phase algorithm, with a total exploration phase T_0 covering the burn-in and exploration periods, achieves a cumulative regret $R(T)$ with probability at least $1 - \delta$ bounded by:*

$$R(T) \leq \underbrace{c_0 \frac{\log(nT/\delta)}{\alpha + \beta}}_{T_{\text{burn}} \text{ (Burn-in)}} + \underbrace{c_1 n \log(nT/\delta) + c_2 \frac{n \log(n/\delta)}{\Delta_{\min}^2}}_{T_{\text{exp}} \text{ (Exploration)}} + \underbrace{c_3 n \log(n/\delta)}_{T_{\text{nav}} \text{ (Navigation)}}.$$

Proof (Sketch) The total regret (Theorem 42) is the sum of the regret from the three distinct phases of the agent’s timeline: burn-in, exploration, and navigation.

First, the agent incurs regret for T_{burn} steps while the graph process mixes to its stationary measure (Lemma 27).

Second, the agent incurs regret during the T_{exp} steps required for sample gathering. The stickiness condition is crucial here. It ensures the graph’s drift ε_{\max} is slow enough relative to the walk’s mixing speed γ_0 to guarantee a positive *effective visitation probability* $\pi_{\text{eff}} \triangleq \pi_0 - 2\varepsilon_{\max}/\gamma_0 = \Omega(1/n)$ (Corollary 39). This positive rate, combined with a martingale concentration bound (Lemma 38), ensures T_{exp} is sufficient to gather $s_0 \triangleq O(\log(n/\delta)/\Delta_{\min}^2)$ samples for correct identification.

Third, the *navigation cost* T_{nav} (the c_3 term) bounds the time to reach a^* using the lazy random walk policy. On the typical graph, the walk has a constant gap γ_0 and $\pi_t(a^*) = \Omega(1/n)$. The “mixing route” analysis (Lemma 41) shows the total time to hit a^* is bounded by $O(n \log(n/\delta))$. ■

4.3. Expected Regret for FMAB

Our high-probability bounds in Theorems 1 and 3 lead to a unified result for the expected regret. By converting the high-probability bound to an expectation, we obtain a clean asymptotic guarantee that is independent of the specific graph parameters.

Corollary 4 (Expected Regret Bound) *Under the assumptions of Theorem 1 (for i.i.d. ER) or Theorem 3 (for edge-Markovian), the expected cumulative regret $\mathbb{E}[R(T)]$ of the two-phase algorithm is bounded by:*

$$\mathbb{E}[R(T)] = O\left(\frac{n \log(nT)}{\Delta_{\min}^2}\right).$$

Proof (Sketch) We use the law of total expectation: $\mathbb{E}[R(T)] = \mathbb{E}[R(T)|\mathcal{E}_{\text{success}}](1 - \delta) + \mathbb{E}[R(T)|\mathcal{E}_{\text{fail}}]\delta$. The regret on the failure event $\mathcal{E}_{\text{fail}}$ is at most T . A standard technique in regret analysis is to set the failure probability $\delta = 1/T$. This choice optimally balances the regret on the success event (which grows with $\log(1/\delta) = \log(T)$) against the maximum possible regret T incurred on the failure event.

With this setting, the regret contribution from the failure event is bounded by $\mathbb{E}[R(T)|\mathcal{E}_{\text{fail}}]\delta \leq T \cdot (1/T) = 1$. The regret on the success event is bounded by the high-probability costs from our theorems. When $\delta = 1/T$, all mixing, navigation, and burn-in costs (which scale as $O(n \log(nT))$ or $O(\log(nT)/(\alpha + \beta))$) become asymptotically smaller than the identification cost component of T_0 . The final bound is therefore dominated by this identification cost, which is $O(n \log(nT)/\Delta_{\min}^2)$ (see Corollaries 15 and 43). ■

Remark 5 (On the Near-Optimality of Exploration) *Our final expected regret bound from Corollary 5 is composed of the dominant exploration (identification) cost and the lower-order additive costs from burn-in and navigation. For any $\Delta_{\min} \in (0, 1]$, the identification cost is asymptotically larger than the other terms, meaning the total regret is driven by this cost:*

$$\mathbb{E}[R(T)] \leq O\left(\frac{n \log(nT)}{\Delta_{\min}^2}\right) + O(n \log(nT)) = O\left(\frac{n \log(nT)}{\Delta_{\min}^2}\right).$$

This allows us to compare our algorithm’s performance directly to the fundamental limits of the problem. In Appendix D, we establish an information-theoretic lower bound for any δ -correct algorithm operating under our local-move constraints.

Specifically, Theorem 51 shows that for an equal-gap instance (where the gap $\Delta = \Delta_{\min}$), the expected identification time T_{ID} must satisfy:

$$\mathbb{E}[T_{\text{ID}}(\delta)] \geq \Omega\left(\frac{(n-1) \text{kl}(1-\delta, \delta)}{\Delta^2}\right).$$

By setting the failure probability $\delta = 1/T$, the $\text{kl}(1-\delta, \delta)$ term becomes asymptotically equivalent to $\log T$. This reveals a fundamental hardness of $\Omega(n \log(T)/\Delta_{\min}^2)$ for this problem class.

*Comparing our algorithm’s upper bound to this limit, we conclude that our two-phase approach achieves a **near-optimal exploration cost, matching the lower bound up to logarithmic factors**. We also note that the $\Omega(n)$ worst-case traversal time (Lemma 49) is fully subsumed by this statistical lower bound, and thus does not represent an additional bottleneck.*

This result brings the analysis full circle. While our high-probability analysis necessarily depends on the internal graph parameters used to model the availability constraints, the final *expected* regret depends only on the problem’s minimal parameters: the number of arms n , the time T , and the reward gap Δ_{\min} .

5. Simulations

We now present numerical simulations. In the following subsection, we detail our primary simulation, which models the robotic ground vehicle deployment scenario introduced in Section 1. To complement this analysis, we also provide additional numerical experiments in Appendix E that explore the algorithm’s performance under varying model parameters and verify its performance with respect to the expected regret.

5.1. Application: Disaster Response Scenario

The goal is to locate and repeatedly assess high-utility candidate locations that offer strong and reliable signal coverage. These locations are unknown, their pathways are unstable, and they must be discovered through online interaction. The vehicle operates without centralized coordination, relying only on local sensing and movement. Repeated visitation is essential for building a reliable estimate of signal quality and stability before committing to a final deployment location.

The physical region spans five square kilometers and is discretized into $n = 500$ candidate locations (e.g., street intersections or clearings). This discretization is an approximate representation of potential deployment sites in an urban map. At any given time-stamp t , the discretized sites (or locations) defines the node set A of a random graph G_t , where the navigable streets between adjacent locations/edges correspond to the edges E_t . These connections evolve stochastically over time due to debris, structural damage, or diverted traffic.

Each location $a \in A$ has an unknown reward $\mu(a) \in [0, 1]$, representing the quality and stability of communication coverage the site could provide. When the vehicle visits a location a_t , it takes a measurement and receives a binary reward $r_t(a_t) \sim \text{Bernoulli}(\mu(a_t))$ (e.g., ‘signal strength beyond a threshold’ or not), with no feedback from neighboring zones. The environment (i.e., pathway access) evolves independently of the vehicle’s actions. The reward structure is sparse and clustered. A single location is designated as the hotspot with $\mu(a^*) = 0.95$ (e.g., a clearing with high elevation and line-of-sight), ten others have moderate rewards drawn from $[0.45, 0.65]$ (e.g., acceptable but partially obstructed sites), and the remaining 489 lie in $[0.1, 0.4]$ (e.g., in low-lying areas or “urban canyons”). These values reflect deployment scenarios, where only a few locations are suitable for a high-bandwidth relay, while most are non-viable.

The vehicle runs the natural lazy walk (Section 3), fully embedded in its onboard control stack. A discretized map, node structure, and initial connectivity are preloaded before deployment. During operation, the vehicle localizes itself using GPS/LIDAR and maps real-time observations, such as blocked streets or accessible pathways, to its current neighborhood in the evolving graph. All decisions are made locally, without access to a global map or external planner. The algorithm runs continuously over the entire duration of a two-week mission ($T = 80,640$ rounds). A decision interval of 15 seconds (e.g., the time to move between intersections or take a stable signal measurement) allowing for adaptive, long-term learning and prioritization of high-value areas in real time.

Performance Results. We simulate our two-phase algorithm under the Edge-Markovian graph model, with parameters (α, β) set to match the scenario’s stationary density. Since the analysis shows that the algorithm’s long-term convergence is independent of the initial graph G_0 , we start with a randomly generated arbitrary graph. Figures 2 and 3 summarize the performance.

Figure 2 plots the average regret $R(t)/t$. The algorithm converges rapidly, demonstrating its ability to efficiently manage the exploration–exploitation trade-off under evolving, local connectivity. Figure 3 shows spatial visitation heatmaps, now aligned with the algorithm’s two distinct phases. It is crucial to note that these panels are separate histograms, each showing the aggregate visits *within its specific time window*, not a cumulative sum over the entire mission. This explains the visual pro-

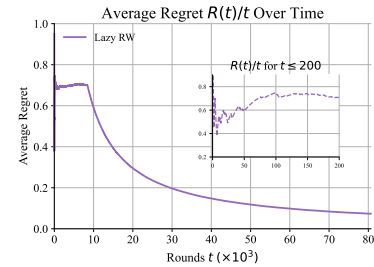


Figure 2: Average cumulative regret $R(t)/t$ over time.

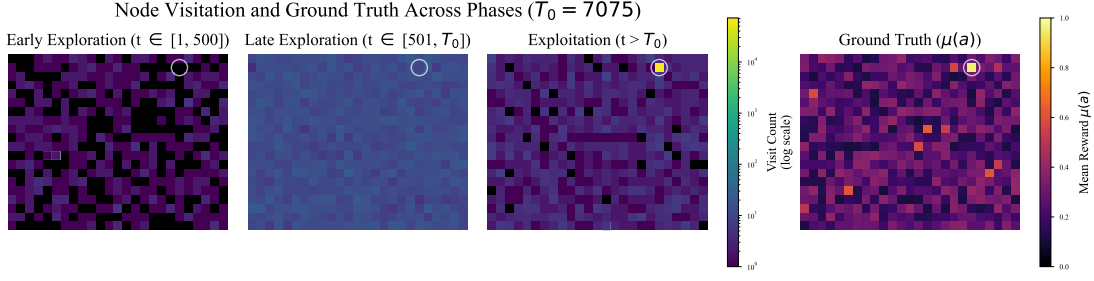


Figure 3: Spatial visitation density (log-scale) at three representative stages of the mission. The heatmaps illustrate the algorithm’s behavior transitioning from broad, near-uniform exploration (Rounds 1–100) to an emerging preference for good sites (Rounds 101–500), and finally to a sharp, focused exploitation of the optimal hotspot (Rounds 501– T).

gression: The first snapshot, “Early Exploration” (Rounds 1–500), is sparse, showing the agent’s initial wandering. The second snapshot, “Late Exploration” (Rounds 501– T_0), then becomes a diffuse “blue cloud.” This lack of premature concentration is the desired behavior, confirming the lazy random walk policy has had time to mix and cover the entire space to gather the unbiased samples required to correctly compute \hat{a}^* at T_0 . The third snapshot, “Exploitation” ($t > T_0$), depicts the vehicle’s behavior after identification. In sharp contrast to the exploration phase, the plot becomes sparse again: visits are limited to the brief navigation path to \hat{a}^* and the subsequent repeated pulls of \hat{a}^* itself. The final snapshot, “Ground Truth,” plots the true reward means $\mu(a)$, visually confirming that the committed arm is indeed the optimal arm a^* .

6. Conclusion

In this paper, we introduced the Flickering Multi-Armed Bandit (FMAB) framework, a new sequential decision-making model where action availability is constrained by local, time-varying connectivity. We modeled this dynamic access using two random graph processes: i.i.d. Erdős–Rényi and edge-Markovian graphs. We proposed and analyzed a simple two-phase algorithm, with near-optimal performance, that utilizes a lazy random walk for exploration, a strategy that is robust to the accessibility constraints of the agent.

This work opens several avenues for future research. Our two-phase algorithm, while simple and provably near-optimal in its exploration cost, is not fully adaptive. A promising direction is the design of UCB-like algorithms that can intelligently balance the exploration-exploitation tradeoff with the separate, challenge of *navigation*, that is, the cost of actively moving to exploit a promising but non-local arm. Furthermore, our analysis focused on stationary rewards; extending this model to non-stationary rewards or to a multi-agent setting would bring it closer to complex, real-world deployment scenarios. Ultimately, the FMAB framework provides a new, theoretically-grounded lens through which to study the fundamental tension between learning and mobility in dynamic environments.

References

- Peter Auer, Nicolo Cesa-Bianchi, and Paul Fischer. Finite-time analysis of the multiarmed bandit problem. *Machine learning*, 47:235–256, 2002.
- Zahy Bnaya, Rami Puzis, Roni Stern, and Ariel Felner. Volatile multi-armed bandits for guaranteed targeted social crawling. *AAAI (Late-Breaking Developments)*, 2(2.3):16–21, 2013.
- Djallel Bouneffouf, A. Bouzeghoub, and Alda Lopes Gançarski. A contextual-bandit algorithm for mobile context-aware recommender system. In *ICONIP*, 2012.
- Eric Brochu, Matthew W. Hoffman, and Nando de Freitas. Portfolio Allocation for Bayesian Optimization. *arXiv e-prints*, art. arXiv:1009.5419, September 2010.
- Deepayan Chakrabarti, Ravi Kumar, Filip Radlinski, and Eli Upfal. Mortal multi-armed bandits. *Advances in neural information processing systems*, 21, 2008.
- Sourav Chakraborty and Lijun Chen. Incentivized exploration of non-stationary stochastic bandits. *arXiv preprint arXiv:2403.10819*, 2024.
- Sourav Chakraborty, Amit Kiran Rege, Claire Monteleoni, and Lijun Chen. Incentivized lipschitz bandits. *arXiv preprint arXiv:2508.19466*, 2025.
- Andrea Clementi, Pierluigi Crescenzi, Carola Doerr, Pierre Fraigniaud, Francesco Pasquale, and Riccardo Silvestri. Rumor spreading in random evolving graphs. *Random Struct. Algorithms*, 48(2):290–312, March 2016. ISSN 1042-9832. doi: 10.1002/rsa.20586. URL <https://doi.org/10.1002/rsa.20586>.
- Andrea EF Clementi, Claudio Macci, Angelo Monti, Francesco Pasquale, and Riccardo Silvestri. Flooding time of edge-markovian evolving graphs. *SIAM journal on discrete mathematics*, 24(4):1694–1712, 2010.
- Paul Erdős and Alfréd Rényi. On the evolution of random graphs. *Publ. Math. Inst. Hung. Acad. Sci*, 5(1):17–61, 1960.
- Peter Frazier, David Kempe, Jon Kleinberg, and Robert Kleinberg. Incentivizing exploration. In *Proceedings of the Fifteenth ACM Conference on Economics and Computation*, EC ’14, page 5–22, New York, NY, USA, 2014. Association for Computing Machinery. ISBN 9781450325653. doi: 10.1145/2600057.2602897. URL <https://doi.org/10.1145/2600057.2602897>.
- Yi Gai, Bhaskar Krishnamachari, and Ramesh Jain. Learning multiuser channel allocations in cognitive radio networks: A combinatorial multi-armed bandit formulation. pages 1 – 9, 05 2010. doi: 10.1109/DYSPAN.2010.5457857.
- Aurélien Garivier and Olivier Cappé. The kl-ucb algorithm for bounded stochastic bandits and beyond. In *Proceedings of the 24th annual conference on learning theory*, pages 359–376. JMLR Workshop and Conference Proceedings, 2011.

- J. C. Gittins. Bandit processes and dynamic allocation indices. *Journal of the Royal Statistical Society. Series B (Methodological)*, 41(2):148–177, 1979. ISSN 00359246. URL <http://www.jstor.org/stable/2985029>.
- Robert Kleinberg, Alexandru Niculescu-Mizil, and Yogeshwer Sharma. Regret bounds for sleeping experts and bandits. *Machine learning*, 80(2):245–272, 2010.
- Tor Lattimore and Csaba Szepesvári. *Bandit Algorithms*. Cambridge University Press, 2020. doi: 10.1017/9781108571401.
- David Asher Levin, Yuval Peres, and Elizabeth L Wilmer. *Markov chains and mixing times*. American Mathematical Society, 2017.
- Lihong Li, Wei Chu, John Langford, and Robert E. Schapire. A contextual-bandit approach to personalized news article recommendation. *Proceedings of the 19th international conference on World wide web - WWW '10*, 2010. doi: 10.1145/1772690.1772758. URL <http://dx.doi.org/10.1145/1772690.1772758>.
- Zhiyuan Liu, Huazheng Wang, Fan Shen, Kai Liu, and Lijun Chen. Incentivized exploration for multi-armed bandits under reward drift. *Proceedings of the AAAI Conference on Artificial Intelligence*, 34(04):4981–4988, Apr. 2020. doi: 10.1609/aaai.v34i04.5937. URL <https://ojs.aaai.org/index.php/AAAI/article/view/5937>.
- Phevos Paschalidis, Runyu Zhang, and Na Li. Cooperative multi-agent graph bandits: Ucb algorithm and regret analysis. In *2024 American Control Conference (ACC)*, pages 4044–4049. IEEE, 2024.
- Herbert Robbins. Some aspects of the sequential design of experiments. 1952.
- Aleksandrs Slivkins. Introduction to multi-armed bandits, 2024. URL <https://arxiv.org/abs/1904.07272>.
- William R Thompson. On the likelihood that one unknown probability exceeds another in view of the evidence of two samples. *Biometrika*, 25(3-4):285–294, 1933.
- Siwei Wang and Longbo Huang. Multi-armed bandits with compensation. In S. Bengio, H. Wallach, H. Larochelle, K. Grauman, N. Cesa-Bianchi, and R. Garnett, editors, *Advances in Neural Information Processing Systems*, volume 31. Curran Associates, Inc., 2018. URL <https://proceedings.neurips.cc/paper/2018/file/8bdb5058376143fa358981954e7626b8-Paper.pdf>.
- Tianpeng Zhang, Kasper Johansson, and Na Li. Multi-armed bandit learning on a graph. In *2023 57th Annual Conference on Information Sciences and Systems (CISS)*, pages 1–6. IEEE, 2023.

Appendix Contents

1	Introduction	1
2	Models and Problem Formulation	3
3	A Phase-Based Learning Algorithm	4
4	Performance Guarantees	5
4.1	Regret for FMAB with i.i.d. Erdős–Rényi Graphs	5
4.2	Regret for FMAB with Edge-Markovian Graphs	6
4.3	Expected Regret for FMAB	7
5	Simulations	8
5.1	Application: Disaster Response Scenario	9
6	Conclusion	10
	Appendix	12
A	Regret Analysis: Homogeneous Erdős–Rényi (ER) Graphs	14
A.1	Model, Notations and Graph Dynamics	14
A.1.1	Problem Setup and i.i.d. Erdős–Rényi Graph Process	14
A.1.2	Uniform-Move Policy: Dynamics and Properties	15
A.2	Algorithm and Analysis Overview	19
A.3	Analysis of the Exploration Phase	20
A.3.1	Coverage Guarantees via Regeneration	20
A.4	Analysis of the Exploitation Phase	23
A.5	Final Regret Bound	24
B	Regret Analysis: Heterogeneous i.i.d. ER Graphs	26
B.1	Model, Analytical Challenge, and Population Profile	26
B.2	Uniform Guarantees for Realized Kernels	27
B.3	Regret Analysis	29
C	Regret Analysis: Edge-Markovian Graphs	34
C.1	Model, Notation and Graph Dynamics	34
C.1.1	Problem Setup and Edge-Markovian Process	34
C.1.2	Lazy Walk Dynamics and Properties	37
C.2	Burn-in and Typicality of the Edge Process	40
C.2.1	Burn-in for Stationarity	41
C.2.2	Typicality Event: Degree and Edge Count Concentration	43
C.2.3	Definition of the Typical Event	47
C.3	Spectral Gap Analysis of Agent’s Lazy Walk	48
C.4	Kernel Drift and Stationary Distribution Drift	51
C.5	TV Drift Recursion, One-Step Contraction and Its Solution	56
C.6	Uniform Visitation Guarantees	59
C.7	Post-Exploration Cost and Final Regret	65
D	Intrinsic Hardness of Identification Under Local Moves	68
D.1	Per-arm fixed-confidence sample requirement	68
D.2	Traversal baseline	69
D.3	Identification-time lower bound and consequences	70
E	Numerical Simulations	71

Appendix A. Regret Analysis: Homogeneous Erdős–Rényi (ER) Graphs

A.1. Model, Notations and Graph Dynamics

A.1.1. PROBLEM SETUP AND I.I.D. ERDŐS–RÉNYI GRAPH PROCESS

We begin by specializing the problem formulation from Section 2 to the i.i.d. Erdős–Rényi (ER) environment. This section establishes the core notation for this model and formalizes its basic probabilistic properties, which serve as a foundation for the subsequent analysis.

i.i.d. Erdős–Rényi Graph Process. In this model, the environment’s availability structure is encoded by a sequence of graphs $\{G_t\}_{t=1}^T$. At the beginning of each round t , a new undirected graph $G_t = (A, E_t)$ is drawn independently from the homogenous ER distribution $\Psi_0^{\text{ER}}(n, p)$, independent of all past graphs and actions.

The learner, residing at the arm a_{t-1} chosen in the previous round, observes the set of available arms $L_t(a_{t-1})$. This set is defined by the local neighborhood in the newly drawn graph G_t :

$$L_t(a_{t-1}) \triangleq \{a_{t-1}\} \cup \{j \in A \setminus \{a_{t-1}\} : \{a_{t-1}, j\} \in E_t\}.$$

The learner then selects a new arm $a_t \in L_t(a_{t-1})$ and receives a reward $r_t(a_t) \sim \mathcal{D}(a_t)$.

For any arm $a \in A$, its degree in G_t is a random variable $d_t(a) \sim \text{Bin}(n-1, p)$. The size of the available set from a is thus also a random variable, $|L_t(a)| = 1 + d_t(a)$, whose distribution is $1 + \text{Bin}(n-1, p)$ and whose expected size is $\mathbb{E}[|L_t(a)|] = 1 + (n-1)p$. Because G_t is drawn independently at each step, this information is independent of the past history \mathcal{F}_{t-1} .

The next lemma formalizes the probability that any specific arm j becomes available to the learner, a property that holds uniformly over all (possibly adaptive) learning strategies.

Lemma 6 (ER Availability) *Fix any arm $j \in A$. For every round $t \geq 1$ and any history \mathcal{F}_{t-1} up to time $t-1$, the conditional probability that j is available at round t (given the learner is at a_{t-1}) satisfies*

$$\mathbb{P}(j \in L_t(a_{t-1}) \mid \mathcal{F}_{t-1}) = \mathbf{1}\{a_{t-1} = j\} + p \mathbf{1}\{a_{t-1} \neq j\}.$$

Consequently, the expected number of times j is available over T rounds is bounded below:

$$\mathbb{E}\left[\sum_{t=1}^T \mathbf{1}\{j \in L_t(a_{t-1})\}\right] \geq pT \quad \text{for all } T \geq 1.$$

Proof Fix any arm $j \in A$ and round $t \geq 1$. We seek to compute the conditional probability $\mathbb{P}(j \in L_t(a_{t-1}) \mid \mathcal{F}_{t-1})$. Conditioned on \mathcal{F}_{t-1} , the learner’s position a_{t-1} is a fixed and known arm.

We analyze this probability by cases based on the learner’s position a_{t-1} :

- **Case 1:** $a_{t-1} = j$. By the definition $L_t(j) \triangleq \{j\} \cup \{\dots\}$, the learner can always choose to stay at their current arm. Thus, $j \in L_t(j)$ deterministically, and $\mathbb{P}(j \in L_t(a_{t-1}) \mid \mathcal{F}_{t-1}) = 1$.
- **Case 2:** $a_{t-1} \neq j$. In this case, the arm j is available, $j \in L_t(a_{t-1})$, if and only if the edge $\{a_{t-1}, j\}$ is present in the graph G_t . Since G_t is drawn independently from $G(n, p)$ and is independent of \mathcal{F}_{t-1} , this event occurs with probability p .

Combining these two mutually exclusive cases yields the first statement in the lemma:

$$\mathbb{P}(j \in L_t(a_{t-1}) \mid \mathcal{F}_{t-1}) = \mathbf{1}\{a_{t-1} = j\} \cdot 1 + \mathbf{1}\{a_{t-1} \neq j\} \cdot p.$$

For the second statement, we apply the law of total expectation to the sum:

$$\begin{aligned} \mathbb{E}\left[\sum_{t=1}^T \mathbf{1}\{j \in L_t(a_{t-1})\}\right] &= \sum_{t=1}^T \mathbb{E}\left[\mathbb{E}[\mathbf{1}\{j \in L_t(a_{t-1})\} \mid \mathcal{F}_{t-1}]\right] \\ &= \sum_{t=1}^T \mathbb{E}\left[\mathbb{P}(j \in L_t(a_{t-1}) \mid \mathcal{F}_{t-1})\right]. \end{aligned}$$

From the first part, the inner conditional probability is a random variable that always takes a value in $\{1, p\}$. Since $p \in (0, 1)$, this value is always greater than or equal to p . Therefore:

$$\mathbb{E}\left[\mathbb{P}(j \in L_t(a_{t-1}) \mid \mathcal{F}_{t-1})\right] \geq \mathbb{E}[p] = p.$$

Summing this over T rounds gives the claimed bound: $\sum_{t=1}^T p = pT$.

Finally, for the last part of the lemma, the degree $d_t(a)$ for any arm a is the sum of $n - 1$ independent Bernoulli(p) trials (one for each other arm). Thus, $d_t(a) \sim \text{Bin}(n - 1, p)$, and the available set size is $|L_t(a)| = 1 + d_t(a)$. As G_t is independent of \mathcal{F}_{t-1} , so are $d_t(a)$ and $|L_t(a)|$. This completes the proof. \blacksquare

The preceding lemma's i.i.d. availability property directly implies a simple bound on the waiting time to access a specific arm from a fixed position. This quantity will be critical for bounding the cost of navigating to the optimal arm after identification.

Corollary 7 (Waiting Time to Availability) *Fix two distinct arms $a, j \in A$. Suppose the learner adopts a “wait-at- a ” strategy, holding its position at arm a until arm j appears in the available set $L_t(a)$. The waiting time $\tau_{a \rightarrow j}$ until j is first available is a geometric random variable with success parameter p , satisfying $\mathbb{E}[\tau_{a \rightarrow j}] = 1/p$.*

Proof Fix distinct arms $a, j \in A$. Under the “wait-at- a ” strategy, the learner's position is fixed at $a_{t-1} = a$ for all rounds t prior to the move. By Lemma 6, since $a \neq j$, the event $j \in L_t(a)$ occurs at each round t with probability p . Because the graphs G_t are drawn i.i.d. in each round, these availability events are independent Bernoulli(p) trials across t . The waiting time $\tau_{a \rightarrow j}$ is therefore the time of the first success in this sequence, which is, by definition, a geometric random variable with parameter p . Its expectation is $\mathbb{E}[\tau_{a \rightarrow j}] = 1/p$. \blacksquare

A.1.2. UNIFORM-MOVE POLICY: DYNAMICS AND PROPERTIES

As part of the algorithm design (see Sections 3 and 4), the learner's movement during the exploration phase is modeled as a *uniform-move policy*. At each exploration round t , given the learner is at a_{t-1} , a new graph $G_t \sim \Psi_0^{\text{ER}}(n, p)$ is revealed, and the learner selects the next arm a_t uniformly at random from the available set $L_t(a_{t-1})$.

We now analyze the properties of this uniform-move process, as this analysis is central to quantifying the rate at which the learner visits all arms during exploration. Because the graph G_t is drawn i.i.d. at each step, the transition probability $\mathbb{P}(a_t = j \mid a_{t-1} = a)$ depends only on a and j , not on the time t . The learner's location sequence $(a_t)_{t \geq 0}$ under this policy is therefore a *time-homogeneous Markov chain*. This stands in contrast to the time-inhomogeneous chain induced by the temporally correlated Markovian model. We denote the transition matrix of this chain by W and summarize its properties in the following theorem.

Theorem 8 (Properties of the Uniform-Move Kernel) *Consider the time-homogeneous Markov chain on A induced by the uniform-move policy, where at each round t , the environment samples $G_t \sim \Psi_0^{\text{ER}}(n, p)$ and the learner transitions from a_{t-1} to a_t by sampling uniformly from $L_t(a_{t-1})$. Let W be its transition matrix. The chain and its properties are as follows:*

(i) **Transition Probabilities:** *The random-walk matrix W is symmetric with entries*

$$W(a, a) = \mathbb{E} \left[\frac{1}{1 + d_t(a)} \right] = \frac{1 - (1-p)^n}{np} \quad \text{and} \quad W(a, j) = \frac{np - 1 + (1-p)^n}{np(n-1)} \quad \text{for } a \neq j,$$

where the expectation is over $d_t(a) \sim \text{Bin}(n-1, p)$.

(ii) **Ergodicity:** *The chain is irreducible and aperiodic.*

(iii) **Stationarity:** *The chain is reversible with respect to the uniform distribution $\pi(a) = 1/n$, which is its unique stationary distribution.*

(iv) **Spectrum and Spectral Gap:** *The eigenvalues of W are $\lambda_1 = 1$ (with multiplicity one) and $\lambda_2 = \dots = \lambda_n = \frac{1 - (1-p)^n - p}{p(n-1)}$. The spectral gap is $\gamma \triangleq 1 - \lambda_2 > 0$.*

(v) **Mixing Time:** *For every $\varepsilon \in (0, 1)$, the total-variation mixing time satisfies $t_{\text{mix}}(\varepsilon) \leq \frac{\log(n/\varepsilon)}{\gamma}$.*

(vi) **Uniform Gap Bound:** *In the dense regime ($p \in (0, 1)$ fixed) and the standard sparse regime ($p = c/n$ for $c > 0$), the spectral gap γ is bounded below by a positive absolute constant $\gamma_0 \triangleq \Omega(1)$, and the mixing time is $t_{\text{mix}}(\varepsilon) = O(\log n)$.*

Proof We analyze the properties of the time-homogeneous Markov chain W in a sequence of steps.

Step 1. Transition Probabilities. First, consider the diagonal entries $W(a, a) = \mathbb{P}(a_t = a \mid a_{t-1} = a)$. Given $a_{t-1} = a$, the environment draws $G_t \sim \Psi_0^{\text{ER}}(n, p)$. The learner is at arm a , and the available set is $L_t(a)$, which has size $|L_t(a)| = 1 + d_t(a)$, where $d_t(a) \sim \text{Bin}(n-1, p)$. The learner stays at a by selecting it uniformly from $L_t(a)$, which occurs with probability $1/|L_t(a)|$. To find $W(a, a)$, we take the expectation over the randomness of G_t :

$$W(a, a) = \mathbb{E}_{G_t \sim \Psi_0^{\text{ER}}(n, p)} \left[\frac{1}{1 + d_t(a)} \right].$$

Let $m = n - 1$ and $D \sim \text{Bin}(m, p)$. We compute this expectation in closed form using the identity $\frac{1}{k+1} \binom{m}{k} = \frac{1}{m+1} \binom{m+1}{k+1}$:

$$\begin{aligned} \mathbb{E} \left[\frac{1}{1+D} \right] &= \sum_{k=0}^m \frac{1}{k+1} \binom{m}{k} p^k (1-p)^{m-k} = \frac{1}{m+1} \sum_{k=0}^m \binom{m+1}{k+1} p^{k+1} (1-p)^{m-k} \\ &= \frac{1}{(m+1)p} \sum_{l=1}^{m+1} \binom{m+1}{l} p^l (1-p)^{(m+1)-l} \quad (\text{letting } l = k+1) \\ &= \frac{1}{(m+1)p} \left[\sum_{l=0}^{m+1} \binom{m+1}{l} p^l (1-p)^{(m+1)-l} - (1-p)^{m+1} \right] \\ &= \frac{1 - (1-p)^{m+1}}{(m+1)p} = \frac{1 - (1-p)^n}{np}. \end{aligned}$$

Next, consider the off-diagonal entries $W(a, j) = \mathbb{P}(a_t = j \mid a_{t-1} = a)$ for $a \neq j$. By the symmetry of the $G(n, p)$ model, this probability is identical for all $j \neq a$. Let this common value be C . Since W is a row-stochastic matrix, the row sums must be 1:

$$W(a, a) + \sum_{j \neq a} W(a, j) = 1 \implies W(a, a) + (n-1)C = 1.$$

Solving for C and substituting the expression for $W(a, a)$ (which we denote D for simplicity in this step) gives:

$$W(a, j) = C = \frac{1 - W(a, a)}{n-1} = \frac{1 - \frac{1-(1-p)^n}{np}}{n-1} = \frac{np - 1 + (1-p)^n}{np(n-1)}.$$

Step 2. Irreducibility and Aperiodicity. We show that $W(a, j) > 0$ for all $a, j \in A$. The diagonal entry $W(a, a) = \frac{1-(1-p)^n}{np} > 0$ since $p \in (0, 1)$. For the off-diagonal entry $W(a, j)$ (where $a \neq j$), we analyze the numerator $f(p) = np - 1 + (1-p)^n$ for $p \in (0, 1]$. Note $f(0) = 0$. The derivative is

$$f'(p) = n - n(1-p)^{n-1} = n(1 - (1-p)^{n-1}).$$

Since $n \geq 2$ and $p \in (0, 1)$, we have $0 < (1-p)^{n-1} < 1$, which implies $f'(p) > 0$. Thus, $f(p)$ is strictly increasing on $[0, 1]$ from $f(0) = 0$, and $f(p) > 0$ for all $p \in (0, 1]$. This proves $W(a, j) > 0$ for all $a \neq j$. Since all states have positive self-loops ($W(a, a) > 0$), the chain is aperiodic. Since all off-diagonal entries are positive ($W(a, j) > 0$), the chain is irreducible (and in fact, fully connected).

Step 3. Stationarity and Reversibility. From the formulas derived in Step 1, we observe that $W(a, a) = W(j, j)$ and $W(a, j) = W(j, a)$ for all $a, j \in A$. The transition matrix W is therefore symmetric ($W = W^T$). A symmetric, row-stochastic matrix is necessarily doubly stochastic. This implies that the uniform distribution $\pi(a) = 1/n$ for all $a \in A$ is the unique stationary distribution, since $\pi W = \pi$ is satisfied. Furthermore, the chain is reversible with respect to π . We verify the detailed balance equations:

$$\pi(a)W(a, j) = \frac{1}{n}W(a, j) = \frac{1}{n}W(j, a) = \pi(j)W(j, a),$$

which holds precisely because W is symmetric.

Step 4. Spectrum and Spectral Gap. The transition matrix W has the form $W = CJ + (D - C)I$, where $D = W(a, a)$, $C = W(a, j)$ ($a \neq j$), I is the identity matrix, and J is the all-ones matrix. The matrix J has a well-known spectrum: one eigenvalue equal to n (for the all-ones eigenvector) and $n - 1$ eigenvalues equal to 0. The eigenvalues of W are thus:

- For the all-ones eigenvector: $\lambda_1 = C \cdot n + (D - C) \cdot 1 = 1$. This corresponds to the stationary distribution.
- For the $n - 1$ other eigenvectors (which are orthogonal to the all-ones vector): $\lambda_k = C \cdot 0 + (D - C) \cdot 1 = D - C$ for $k = 2, \dots, n$.

The second-largest eigenvalue (in magnitude) is $\lambda_2 = D - C$. We compute this value:

$$\lambda_2 = D - C = \frac{1 - (1 - p)^n}{np} - \frac{np - 1 + (1 - p)^n}{np(n - 1)} = \frac{(n - 1)(1 - (1 - p)^n) - (np - 1 + (1 - p)^n)}{np(n - 1)}.$$

A simpler form is $\lambda_2 = \frac{1 - (1 - p)^n - p}{p(n - 1)}$. Since $0 < \lambda_2 < 1$ for $p \in (0, 1)$ and $n \geq 2$, the spectral gap is $\gamma \triangleq 1 - \lambda_2 > 0$.

Step 5. Mixing Time Bound. Because W is reversible with respect to π (Step 3), it is self-adjoint in the $L_2(\pi)$ norm. For any initial distribution ν , the $L_2(\pi)$ -norm of the deviation from stationarity contracts by λ_2 at each step. This leads to the standard bound relating total variation (TV) distance to the spectral gap $\gamma = 1 - \lambda_2$:

$$\|\nu W^t - \pi\|_{\text{TV}} \leq \frac{1}{2} \sqrt{n} \lambda_2^t.$$

To ensure $\|\nu W^t - \pi\|_{\text{TV}} \leq \varepsilon$, it suffices to choose t such that $t \geq \frac{\log(\sqrt{n}/(2\varepsilon))}{-\log \lambda_2}$. Using the inequality $-\log(1 - \gamma) \geq \gamma$, we get the final bound:

$$t_{\text{mix}}(\varepsilon) \leq \frac{\log(n/\varepsilon)}{-\log(1 - \gamma)} \leq \frac{\log(n/\varepsilon)}{\gamma}.$$

Step 6. Asymptotics and Uniform Gap Bound. We analyze the gap γ in two limiting regimes as $n \rightarrow \infty$:

- **Dense regime ($p \in (0, 1)$ fixed):** As $n \rightarrow \infty$, $(1 - p)^n \rightarrow 0$. The second eigenvalue is $\lambda_2 = \frac{1 - (1 - p)^n - p}{p(n - 1)} \rightarrow 0$. Therefore, the spectral gap $\gamma = 1 - \lambda_2 \rightarrow 1$.
- **Sparse regime ($p = c/n$ for $c > 0$ fixed):** As $n \rightarrow \infty$, $(1 - p)^n = (1 - c/n)^n \rightarrow e^{-c}$. The numerator of λ_2 approaches $1 - e^{-c} - c/n \rightarrow 1 - e^{-c}$, while the denominator $p(n - 1) = (c/n)(n - 1) \rightarrow c$. Thus, $\lambda_2 \rightarrow \frac{1 - e^{-c}}{c}$. The limiting spectral gap is $\gamma \rightarrow 1 - \frac{1 - e^{-c}}{c} = \frac{c - 1 + e^{-c}}{c}$, which is strictly positive for $c > 0$.

In both standard regimes (fixed p or $p = c/n$), the spectral gap γ is bounded below by a positive absolute constant, $\gamma_0 \triangleq \Omega(1)$. This allows γ to be treated as a constant in the final regret analysis, where factors of $1/\gamma$ can be absorbed into the C_i constants. ■

Remark 9 (Implications of the Uniform-Move Kernel) *Theorem 8 provides a crucial guarantee for the analysis of the i.i.d. ER environment. It shows that the simple uniform-move policy induces an exploration walk that mixes in $O(\log n)$ time, independent of the edge probability p (so long as p is not $o(1/n)$). This rapid mixing ensures that the agent can quickly achieve uniform coverage of all arms, forming the basis of our sample complexity bounds for the exploration phase.*

A.2. Algorithm and Analysis Overview

We now formally define the two-phase algorithm analyzed for the i.i.d. ER environment. The algorithm operates in an exploration phase, followed by an exploitation phase. The analysis of this algorithm relies on the properties of the uniform-move kernel W established in Theorem 8.

The Algorithm. The algorithm proceeds in two distinct phases:

- **Phase I: Exploration.** For a predetermined exploration length of T_{exp} rounds ($t = 1, \dots, T_{\text{exp}}$), the learner follows the *Uniform-Move Policy* (see Theorem 8). At each round t , the learner, residing at a_{t-1} , observes the newly drawn graph $G_t \sim \Psi_0^{\text{ER}}(n, p)$ and selects its next action a_t uniformly at random from the available set $L_t(a_{t-1})$.

During this phase, the learner updates the running empirical mean, $\hat{\mu}_t(a)$, for each arm a it plays. Let $\phi_{T_{\text{exp}}}(a) \triangleq \sum_{t=1}^{T_{\text{exp}}} \mathbf{1}\{a_t = a\}$ be the total visitation count for arm a by the end of the phase. The final, frozen empirical mean used for exploitation is $\hat{\mu}(a) \triangleq \hat{\mu}_{T_{\text{exp}}}(a)$, which is computed based on these $\phi_{T_{\text{exp}}}(a)$ samples.

- **Phase II: Exploitation.** For all subsequent rounds $t > T_{\text{exp}}$, the learner follows a greedy policy with respect to the *frozen* estimates $\hat{\mu}(a)$ computed during exploration.

At each round t , the learner, residing at a_{t-1} , observes the new graph $G_t \sim \Psi_0^{\text{ER}}(n, p)$ and selects the arm with the highest empirical mean from the available set:

$$a_t \in \arg \max_{j \in L_t(a_{t-1})} \hat{\mu}(j).$$

We note that once the learner reaches the empirically best arm a^* (assuming successful identification), it will remain there, as a^* is always available from itself ($a^* \in L_t(a^*)$).

Analysis Roadmap and Probabilistic Framework. Our objective is to derive a high-probability, instance-dependent bound on the cumulative regret, $R(T)$. The analysis relies on bounding the cost of each phase separately. The total regret is bounded by the sum of the regret from the exploration phase (which is at most T_{exp}) and the regret from the exploitation phase. The exploitation regret is dominated by the number of steps T_{nav} required to navigate to and stay at the optimal arm a^* .

Our final bound will hold with probability at least $1 - \delta$, for a total failure budget $\delta \in (0, 1)$. We explicitly budget this failure probability across the three key probabilistic steps of the analysis:

- (i) **Exploration Coverage:** Bounding the time T_{exp} required to ensure $\phi_{T_{\text{exp}}}(a) \geq s_0$ (a sufficient sample count) for all arms $a \in A$. We budget a failure probability of $\delta_{\text{cov}} = \delta/3$.
- (ii) **Identification:** Ensuring that the empirical means $\hat{\mu}(a)$ correctly identify the optimal arm a^* given the coverage event. We budget $\delta_{\text{id}} = \delta/3$.
- (iii) **Navigation:** Bounding the navigation time T_{nav} during the exploitation phase, conditional on successful identification. We budget $\delta_{\text{nav}} = \delta/3$.

By a union bound, the total failure probability of our analysis is at most $\delta_{\text{cov}} + \delta_{\text{id}} + \delta_{\text{nav}} = \delta$.

A.3. Analysis of the Exploration Phase

We now analyze the exploration phase defined in Section A.2. The goal is to determine a sufficient exploration time T_{exp} to ensure the learner collects enough samples from every arm for a high-probability guarantee of correct identification.

A.3.1. COVERAGE GUARANTEES VIA REGENERATION

The first step is to find a T_{exp} that guarantees every arm $a \in A$ is visited a sufficient number of times, $\phi_{T_{\text{exp}}}(a) \geq s_0$. Our analysis relies on the regenerative properties of the uniform-move kernel W .

From Theorem 8, we know W is a time-homogeneous, reversible, and irreducible Markov chain with a uniform stationary distribution $\pi(a) = 1/n$ and a positive spectral gap $\gamma = \Omega(1)$, which we treat as an absolute constant.

This kernel admits a global minorization, which is a key tool for proving coverage.

Lemma 10 (Doebelin Minorization) *Let W be the uniform-move transition kernel from Theorem 8, and let π be its uniform stationary distribution. For all $a \in A$ and all measurable $B \subseteq A$:*

$$\mathbb{P}(a_t \in B \mid a_{t-1} = a) = W(a, B) \geq \alpha \pi(B),$$

where the minorization constant α is exactly the spectral gap:

$$\alpha = n \cdot W(a, j) \quad (a \neq j) = \frac{np - 1 + (1 - p)^n}{p(n - 1)} = \gamma.$$

Proof Fix $a \in A$ and $j \in A$. From Theorem 8, we know the diagonal entry $W(a, a) = D$ and the off-diagonal entry $W(a, j) = C$ for $a \neq j$ satisfy $D \geq C > 0$. Therefore, $W(a, j) \geq C$ for all j . Since the stationary distribution π is uniform, $\pi(j) = 1/n$ for all j . We can thus write:

$$W(a, j) \geq C = (nC) \cdot (1/n) = (nC)\pi(j).$$

Let $\alpha \triangleq nC$. Summing over all $j \in B$ gives:

$$W(a, B) = \sum_{j \in B} W(a, j) \geq \sum_{j \in B} \alpha \pi(j) = \alpha \pi(B).$$

To compute α explicitly, we substitute the expression for C from Theorem 8:

$$\alpha = nC = n \left(\frac{np - 1 + (1 - p)^n}{np(n - 1)} \right) = \frac{np - 1 + (1 - p)^n}{p(n - 1)}.$$

From Theorem 8(iv), the spectral gap is $\gamma = 1 - \lambda_2 = 1 - (D - C)$. Substituting the expressions for D and C :

$$\gamma = 1 - \left(\frac{1 - (1 - p)^n}{np} - \frac{np - 1 + (1 - p)^n}{np(n - 1)} \right) = \dots = \frac{np - 1 + (1 - p)^n}{p(n - 1)}.$$

Thus, $\alpha = \gamma$, as claimed. ■

By a standard splitting argument, Lemma 10 implies a regeneration representation for the exploration kernel: $W = \gamma \mathbf{1}\pi + (1 - \gamma)R$, where R is a residual stochastic kernel. This shows that at each step, with probability γ , the next state is drawn afresh from the uniform distribution π , independently of the past. This property allows us to bound the total visitation counts.

Lemma 11 (Exploration Coverage) Fix the total failure probability $\delta \in (0, 1)$. Let the required sample count per arm be

$$s_0 \triangleq \frac{2 \log(6n/\delta)}{\Delta_{\min}^2}.$$

Let $\gamma = \Omega(1)$ be the spectral gap of the uniform-move kernel W (from Theorem 8). There exists an absolute constant $c > 0$ such that if the exploration length T_{exp} satisfies

$$T_{\text{exp}} \geq c \frac{n}{\gamma} \left(s_0 + \log(nT/\delta) \right),$$

then with probability at least $1 - \delta/3$, the visitation count satisfies $\phi_{T_{\text{exp}}}(a) \geq s_0$ for all arms $a \in A$.

Proof Let B be the number of regeneration rounds among the first T_{exp} exploration steps. From Lemma 10, the regeneration indicators are i.i.d. Bernoulli(γ), so $B \sim \text{Binomial}(T_{\text{exp}}, \gamma)$. At each regeneration round, the next state is drawn from π (the uniform distribution), so the number of visits to a fixed arm $a \in A$ contributed by regeneration rounds is $Y_a \mid B \sim \text{Binomial}(B, 1/n)$. The total visit count is $\phi_{T_{\text{exp}}}(a) \geq Y_a$. We will show that $Y_a \geq s_0$ for all a with probability at least $1 - \delta/3$.

First, we bound the number of regenerations B . For any $u \in (0, 1)$, a Chernoff bound gives:

$$\mathbb{P}\left(B \leq (1-u)\gamma T_{\text{exp}}\right) \leq \exp\left(-\frac{u^2}{2} \gamma T_{\text{exp}}\right).$$

Setting $u = 1/2$, we have $\mathbb{P}\left(B \leq \frac{\gamma T_{\text{exp}}}{2}\right) \leq \exp\left(-\frac{\gamma T_{\text{exp}}}{8}\right)$.

Next, we bound Y_a conditional on B . On the event $\{B \geq \frac{\gamma T_{\text{exp}}}{2}\}$, the conditional expectation of Y_a is $\mathbb{E}[Y_a \mid B] = \frac{B}{n} \geq \frac{\gamma T_{\text{exp}}}{2n}$. Applying a Chernoff bound to $Y_a \mid B$ (for a downward deviation by $1/2$):

$$\mathbb{P}\left(Y_a \leq \frac{\mathbb{E}[Y_a \mid B]}{2} \mid B\right) \leq \mathbb{P}\left(Y_a \leq \frac{B}{2n} \mid B\right) \leq \exp\left(-\frac{\mathbb{E}[Y_a \mid B]}{8}\right) \leq \exp\left(-\frac{B}{8n}\right).$$

Combining these two deviations via a union bound:

$$\mathbb{P}\left(Y_a \leq \frac{\gamma T_{\text{exp}}}{4n}\right) \leq \mathbb{P}\left(B \leq \frac{\gamma T_{\text{exp}}}{2}\right) + \mathbb{P}\left(Y_a \leq \frac{B}{2n} \mid B \geq \frac{\gamma T_{\text{exp}}}{2}\right) \leq \exp\left(-\frac{\gamma T_{\text{exp}}}{8}\right) + \exp\left(-\frac{\gamma T_{\text{exp}}}{8n}\right).$$

We need $\phi_{T_{\text{exp}}}(a) \geq s_0$ for all a . It suffices to show $\mathbb{P}(Y_a < s_0) \leq \delta/(3n)$ for a single arm a , as a union bound over n arms will give the desired total failure probability of $\delta/3$.

$$\mathbb{P}\left(\min_{a \in A} \phi_{T_{\text{exp}}}(a) < s_0\right) \leq n \cdot \mathbb{P}(Y_a < s_0).$$

Let $T_{\text{exp}} \geq c \frac{n}{\gamma} (s_0 + \log(nT/\delta))$ for a sufficiently large constant c . First, this choice ensures the condition $\frac{\gamma T_{\text{exp}}}{4n} \geq \frac{c}{4} (s_0 + \log(nT/\delta)) \geq s_0$ (by choosing $c \geq 4$). Second, we bound the failure probability. The second term is dominant:

$$n \cdot \exp\left(-\frac{\gamma T_{\text{exp}}}{8n}\right) \leq n \cdot \exp\left(-\frac{c(s_0 + \log(nT/\delta))}{8}\right).$$

By choosing c large enough (e.g., $c \geq 8$), this term is bounded by $n \cdot (nT/\delta)^{-1} = (\delta/T) \leq \delta/6$. The first term is even smaller:

$$n \cdot \exp\left(-\frac{\gamma T_{\text{exp}}}{8}\right) \leq n \cdot \exp\left(-\frac{cn(s_0 + \log(nT/\delta))}{8}\right),$$

which is $\leq \delta/6$ for large n . Summing these gives $\mathbb{P}(\min_a \phi(a) < s_0) \leq \delta/3$. This completes the proof. \blacksquare

Lemma 12 (Identification) *Let s_0 be the sample count defined in Lemma 11. Conditioned on the coverage event $\mathcal{E}_{\text{cov}} \triangleq \{\min_a \phi_{T_{\text{exp}}}(a) \geq s_0\}$, the following holds with probability at least $1 - \delta/3$:*

$$|\hat{\mu}(a) - \mu(a)| < \frac{\Delta_{\min}}{2} \quad \text{for all } a \in A,$$

which implies $\arg \max_a \hat{\mu}(a) = \{a^*\}$.

Proof We are conditioned on the coverage event \mathcal{E}_{cov} , which guarantees that for every arm $a \in A$, its empirical mean $\hat{\mu}(a)$ is an average of $\phi_{T_{\text{exp}}}(a) \geq s_0$ independent rewards. The rewards are bounded in $[0, 1]$.

We apply Hoeffding's inequality to bound the probability of a large deviation for a single arm a . We use an error tolerance of $\epsilon = \Delta_{\min}/2$:

$$\begin{aligned} \mathbb{P}\left(|\hat{\mu}(a) - \mu(a)| \geq \frac{\Delta_{\min}}{2} \mid \mathcal{E}_{\text{cov}}\right) &\leq 2 \exp(-2\epsilon^2 \phi_{T_{\text{exp}}}(a)) \\ &\leq 2 \exp\left(-2 \left(\frac{\Delta_{\min}}{2}\right)^2 s_0\right) \\ &= 2 \exp\left(-\frac{\Delta_{\min}^2 s_0}{2}\right). \end{aligned}$$

We now substitute the definition of $s_0 = \frac{2 \log(6n/\delta)}{\Delta_{\min}^2}$ from Lemma 11:

$$\begin{aligned} \mathbb{P}\left(|\hat{\mu}(a) - \mu(a)| \geq \frac{\Delta_{\min}}{2} \mid \mathcal{E}_{\text{cov}}\right) &\leq 2 \exp\left(-\frac{\Delta_{\min}^2}{2} \cdot \frac{2 \log(6n/\delta)}{\Delta_{\min}^2}\right) \\ &= 2 \exp(-\log(6n/\delta)) \\ &= 2 \left(\frac{\delta}{6n}\right) = \frac{\delta}{3n}. \end{aligned}$$

This bounds the failure probability for a single arm. To ensure this holds for all arms simultaneously, we apply a union bound over all n arms in A :

$$\begin{aligned} \mathbb{P}\left(\exists a \in A : |\hat{\mu}(a) - \mu(a)| \geq \frac{\Delta_{\min}}{2} \mid \mathcal{E}_{\text{cov}}\right) &\leq \sum_{a \in A} \mathbb{P}\left(|\hat{\mu}(a) - \mu(a)| \geq \frac{\Delta_{\min}}{2} \mid \mathcal{E}_{\text{cov}}\right) \\ &\leq n \cdot \left(\frac{\delta}{3n}\right) = \frac{\delta}{3}. \end{aligned}$$

Therefore, the success event $\mathcal{E}_{\text{id}} \triangleq \{\forall a \in A, |\hat{\mu}(a) - \mu(a)| < \frac{\Delta_{\min}}{2}\}$ holds with probability at least $1 - \delta/3$, as budgeted.

Finally, we show this success event implies correct identification of a^* . For any suboptimal arm $a \neq a^*$, on the event \mathcal{E}_{id} we have:

1. $\hat{\mu}(a^*) > \mu(a^*) - \frac{\Delta_{\min}}{2}$
2. $\hat{\mu}(a) < \mu(a) + \frac{\Delta_{\min}}{2}$

By the definition of the gaps, $\mu(a^*) - \mu(a) = \Delta(a) \geq \Delta_{\min}$. Rearranging, $\mu(a^*) - \Delta_{\min}/2 \geq \mu(a) + \Delta_{\min}/2$. Combining these inequalities, we have:

$$\hat{\mu}(a^*) > \mu(a^*) - \frac{\Delta_{\min}}{2} \geq \mu(a) + \frac{\Delta_{\min}}{2} > \hat{\mu}(a).$$

This shows $\hat{\mu}(a^*) > \hat{\mu}(a)$ for all $a \neq a^*$, which implies $\arg \max_a \hat{\mu}(a) = \{a^*\}$. ■

Combining Lemmas 11 and 12, and applying a union bound, we conclude that after T_{exp} steps, the algorithm has successfully identified a^* with total probability at least $1 - 2\delta/3$.

A.4. Analysis of the Exploitation Phase

Finally, we analyze the exploitation phase, which begins at $t = T_{\text{exp}} + 1$. The goal is to bound the number of rounds, T_{nav} , required for the learner to find and "lock on" to the optimal arm a^* , given that identification was successful.

Lemma 13 (Navigation Cost) *Fix the total failure probability $\delta \in (0, 1)$, and let the budget for this phase be $\delta_{\text{nav}} = \delta/3$. Condition on the identification event from Lemma 12, $\mathcal{E}_{\text{id}} = \{\arg \max_a \hat{\mu}(a) = \{a^*\}\}$.*

- (i) *If the learner is at $a_{t-1} = a^*$, the greedy policy selects $a_t = a^*$ deterministically.*
- (ii) *If $a_{t-1} \neq a^*$, the optimal arm a^* is available in the next step, $a^* \in L_t(a_{t-1})$, with probability p . The time $\tau = \min\{t > T_{\text{exp}} : a_t = a^*\}$ to first hit a^* is stochastically dominated by a Geometric(p) random variable.*
- (iii) *The total navigation cost, $T_{\text{nav}} \triangleq \tau - T_{\text{exp}}$, is bounded with high probability:*

$$T_{\text{nav}} \leq \frac{\log(3/\delta)}{p},$$

with probability at least $1 - \delta/3$ (conditional on \mathcal{E}_{id}).

Proof We prove each part conditional on the event \mathcal{E}_{id} that a^* is the unique arm with the highest empirical mean $\hat{\mu}$.

(i) Staying at the optimum. If the learner is at $a_{t-1} = a^*$, the available set is $L_t(a^*)$. By definition, $a^* \in L_t(a^*)$ (the learner can always stay). Since $\hat{\mu}(a^*) > \hat{\mu}(j)$ for all $j \neq a^*$, the greedy selection $\arg \max_{j \in L_t(a^*)} \hat{\mu}(j)$ will uniquely return a^* . Thus, $a_t = a^*$ deterministically.

(ii) Finding the optimum. If $a_{t-1} \neq a^*$, the greedy policy will select $a_t = a^*$ if and only if a^* is in the available set $L_t(a_{t-1})$, as it has the highest $\hat{\mu}$ of any arm. By Lemma 6, $\mathbb{P}(a^* \in L_t(a_{t-1}) \mid \mathcal{F}_{t-1}) = p$. Since the graphs G_t are drawn i.i.d., each round is an independent Bernoulli(p) trial for a^* to become available, until it is reached. The time to hit a^* , τ , is therefore stochastically dominated by a Geometric(p) random variable.

(iii) **High-probability bound.** We want to bound $T_{\text{nav}} = \tau - T_{\text{exp}}$. Let $\tau' \sim \text{Geometric}(p)$. We need to find k such that $\mathbb{P}(\tau' > k) \leq \delta/3$.

$$\mathbb{P}(\tau' > k) = (1 - p)^k \leq e^{-pk}.$$

Setting this failure probability to be at most $\delta/3$, we solve for k :

$$e^{-pk} \leq \delta/3 \implies -pk \leq \log(\delta/3) \implies pk \geq \log(3/\delta) \implies k \geq \frac{\log(3/\delta)}{p}.$$

Thus, with probability at least $1 - \delta/3$, the navigation phase ends within $\frac{\log(3/\delta)}{p}$ steps. \blacksquare

A.5. Final Regret Bound

We now combine the results from the exploration and exploitation analyses to derive the final, high-probability bound on the cumulative regret $R(T)$.

Theorem 14 ((Full Version) Regret Bound for i.i.d. ER) *Fix a total failure probability $\delta \in (0, 1)$. Let T_{exp} be the exploration length satisfying the condition in Lemma 11:*

$$T_{\text{exp}} \geq c \frac{n}{\gamma} \left(\frac{2 \log(6n/\delta)}{\Delta_{\min}^2} + \log(nT) \right),$$

where γ is the spectral gap from Theorem 8. Then with probability at least $1 - \delta$, the cumulative regret $R(T)$ after T rounds is bounded by:

$$R(T) \leq T_{\text{exp}} + \frac{\log(3/\delta)}{p}.$$

Since $1/\gamma = O(1)$ by Theorem 8(vi), the total regret has the asymptotic bound:

$$R(T) = O \left(n \log(nT) + \frac{n \log(n/\delta)}{\Delta_{\min}^2} \right) + O \left(\frac{\log(1/\delta)}{p} \right).$$

Proof The proof proceeds by defining a “good” event, $\mathcal{E}_{\text{good}}$, on which the algorithm succeeds, and bounding its failure probability using our δ -budget.

Let \mathcal{E}_{cov} be the event that $\min_a \phi_{T_{\text{exp}}}(a) \geq s_0$, as defined in Lemma 11. Let \mathcal{E}_{id} be the event that $\arg \max_a \hat{\mu}(a) = \{a^*\}$, as defined in Lemma 12. Let \mathcal{E}_{nav} be the event that the navigation time $T_{\text{nav}} \leq \frac{\log(3/\delta)}{p}$, as defined in Lemma 13.

The final “good” event is the intersection $\mathcal{E}_{\text{good}} = \mathcal{E}_{\text{cov}} \cap \mathcal{E}_{\text{id}} \cap \mathcal{E}_{\text{nav}}$. We bound the probability of its complement, $\mathcal{E}_{\text{good}}^c$, using a union bound and our probability ledger from Section A.2:

$$\begin{aligned} \mathbb{P}(\mathcal{E}_{\text{good}}^c) &= \mathbb{P}(\mathcal{E}_{\text{cov}}^c \cup \mathcal{E}_{\text{id}}^c \cup \mathcal{E}_{\text{nav}}^c) \\ &\leq \mathbb{P}(\mathcal{E}_{\text{cov}}^c) + \mathbb{P}(\mathcal{E}_{\text{id}}^c \mid \mathcal{E}_{\text{cov}}) + \mathbb{P}(\mathcal{E}_{\text{nav}}^c \mid \mathcal{E}_{\text{cov}} \cap \mathcal{E}_{\text{id}}) \\ &\leq \delta/3 + \delta/3 + \delta/3 = \delta. \end{aligned}$$

Thus, $\mathcal{E}_{\text{good}}$ holds with probability at least $1 - \delta$.

We now bound the regret $R(T)$ conditioned on $\mathcal{E}_{\text{good}}$. The regret is the sum of per-round regrets, $\sum_{t=1}^T (\mu(a^*) - \mu(a_t))$, which is at most 1 per round.

- **Exploration Phase** ($1 \leq t \leq T_{\text{exp}}$): The agent takes T_{exp} actions. The regret incurred in this phase is at most T_{exp} .
- **Exploitation Phase** ($t > T_{\text{exp}}$): This phase is conditioned on \mathcal{E}_{id} .
 - **Navigation** ($T_{\text{exp}} < t \leq T_{\text{exp}} + T_{\text{nav}}$): On \mathcal{E}_{nav} , this period lasts at most $T_{\text{nav}} = \frac{\log(3/\delta)}{p}$ steps. The regret is at most T_{nav} .
 - **Post-Navigation** ($t > T_{\text{exp}} + T_{\text{nav}}$): On \mathcal{E}_{nav} , the agent has reached a^* . By Lemma 13(i), the agent deterministically stays at a^* for all subsequent rounds. The per-round regret is $\mu(a^*) - \mu(a^*) = 0$.

Summing these costs, the total regret on $\mathcal{E}_{\text{good}}$ is bounded by:

$$R(T) \leq T_{\text{exp}} + T_{\text{nav}} \leq T_{\text{exp}} + \frac{\log(3/\delta)}{p}.$$

This holds with probability at least $1 - \delta$. The asymptotic form in the theorem statement follows from substituting the $O(\cdot)$ bound for T_{exp} and noting that $1/\gamma = O(1)$. \blacksquare

Corollary 15 (Expected Regret Bound) *Under the same conditions as Theorem 14, by setting the failure probability $\delta = 1/T$, the expected cumulative regret $R(T)$ is bounded by:*

$$\mathbb{E}[R(T)] \leq O\left(\frac{n \log(nT)}{\Delta_{\min}^2}\right).$$

Proof We use the law of total expectation, decomposing the regret based on the high-probability event $\mathcal{E}_{\text{good}}$ from the proof of Theorem 14, which occurs with probability at least $1 - \delta$.

$$\mathbb{E}[R(T)] = \mathbb{E}[R(T) \mid \mathcal{E}_{\text{good}}] \mathbb{P}(\mathcal{E}_{\text{good}}) + \mathbb{E}[R(T) \mid \mathcal{E}_{\text{good}}^c] \mathbb{P}(\mathcal{E}_{\text{good}}^c).$$

We bound the two terms:

- **On the "good" event $\mathcal{E}_{\text{good}}$** : The per-round regret is at most 1. The total regret consists of the exploration cost (T_{exp}) and the expected navigation cost. From Lemma 13(ii), the navigation time T_{nav} is stochastically dominated by a Geometric(p) random variable, so its expectation is $\mathbb{E}[T_{\text{nav}}] \leq 1/p$. Thus, $\mathbb{E}[R(T) \mid \mathcal{E}_{\text{good}}] \leq T_{\text{exp}} + 1/p$.
- **On the "failure" event $\mathcal{E}_{\text{good}}^c$** : This event occurs with probability at most δ . The maximum possible regret over T rounds is T (since per-round regret is at most 1).

Combining these, we get:

$$\mathbb{E}[R(T)] \leq \left(T_{\text{exp}} + \frac{1}{p}\right) \cdot (1) + (T) \cdot (\delta).$$

To obtain a sublinear bound, we set $\delta = 1/T$. This gives:

$$\mathbb{E}[R(T)] \leq T_{\text{exp}} + \frac{1}{p} + T \cdot \left(\frac{1}{T}\right) = T_{\text{exp}} + \frac{1}{p} + 1.$$

The asymptotic form for T_{exp} follows by substituting $\delta = 1/T$ into the expression from Theorem 14, noting that $\log(nT)$ and $\log(n/\delta) = \log(nT)$ are asymptotically equivalent. \blacksquare

Appendix B. Regret Analysis: Heterogeneous i.i.d. ER Graphs

In this section, we analyze the FMAB problem under the **heterogeneous i.i.d. Erdős–Rényi** model, $\Psi_{\text{het}}^{\text{ER}}(n, \{p_{ij}\})$. This setting generalizes the homogeneous case from Appendix A. Here, at each round t , a new graph $G_t = (A, E_t)$ is drawn independently, where each edge (a, j) appears with its own unique probability $p_{aj} \in [0, 1]$.

This heterogeneity introduces a significant new analytical challenge. The analysis from Appendix A, which relied on the properties of the expected transition kernel $\bar{W} \triangleq \mathbb{E}[W_t]$, cannot be directly applied. In the homogeneous case, the symmetry of $p_{ij} = p$ ensures that \bar{W} is symmetric and reversible, admitting the simple spectral analysis of Theorem 8. In the heterogeneous setting, the expected degrees d_a^* are non-uniform. This breaks the symmetry of \bar{W} , rendering it non-symmetric and non-reversible, and its stationary distribution π is no longer uniform. This invalidates the analytical framework used in Appendix A.

Our analysis proceeds by defining the “population-level” (expected) properties of the graph. We show that the sampled graph properties (e.g., degrees) concentrate around these population means. This allows us to derive new, non-uniform bounds for the spectral gap and the stationary distribution, which we then plug into the regret analysis framework established in Appendix A.

B.1. Model, Analytical Challenge, and Population Profile

Heterogeneous ER Model. The environment is defined by the process $\Psi_{\text{het}}^{\text{ER}}(n, P)$. At each round t , a new graph $G_t = (A, E_t)$ is drawn, where each edge (a, j) appears independently with probability p_{aj} , i.i.d. across all t . The algorithm is the same as in Section 3: an exploration phase using the uniform-move policy, followed by a greedy exploitation phase.

In our analysis, we do not analyze \bar{W} . Instead, we analyze the sequence of *realized, time-varying kernels* $\{W_t\}$. As shown in Lemma 25, for *any realized* graph G_t , the lazy walk kernel W_t is reversible with respect to its own stationary distribution $\pi_t(a) \propto d_t(a) + 1$. Our analysis will show that the key properties of W_t (its spectral gap γ_t and stationary distribution π_t) concentrate around “population” values, which allows for a uniform bound.

Population Profile. We define the key “population” (expected) quantities based on the probability matrix P . These serve as the “center” for our concentration bounds.

- **Expected Degree:** The expected degree for an arm a is $d_a^* \triangleq \sum_{j \neq a} p_{aj}$.
- **Min/Max Expected Degree:** We define the extrema $\sigma_{\min}^* \triangleq \min_a d_a^*$ and $\sigma_{\max}^* \triangleq \max_a d_a^*$.
- **Population Volume and Cut:** For any subset $S \subseteq A$, we define its population volume and cut:

$$\text{Vol}_P(S) \triangleq \sum_{a \in S} d_a^* = \sum_{a \in S} \sum_{j \neq a} p_{aj}, \quad \Phi_P(S) \triangleq \sum_{a \in S, j \notin S} p_{aj}.$$

- **Population Conductance:** The population conductance is the minimum conductance over all cuts in the expected graph:

$$\varphi^* \triangleq \min_{0 < \text{Vol}_P(S) \leq \text{Vol}_P(A)/2} \frac{\Phi_P(S)}{\text{Vol}_P(S)}.$$

Analysis Roadmap and Probability Ledger. Our analytical goal is to derive uniform, high-probability bounds for the spectral gap γ_t and the stationary mass $\pi_t(a)$ in terms of the population profile. These new, non-uniform bounds (which we will call γ_{het} and $1/n_{\text{eff}}$) will then be used in a regret analysis that follows the same logical structure as Appendix A (coverage, identification, navigation). We follow the same probabilistic framework as in Section A.2, with a total failure budget of δ , split across the analysis as laid out in.

B.2. Uniform Guarantees for Realized Kernels

Our analysis hinges on showing that the key properties of the *realized* kernel W_t (which is reversible) concentrate around the deterministic properties of the *population* matrix P . The primary tool for this is the concentration of sums of non-identically distributed Bernoulli variables (a Poisson-Binomial sum).

Lemma 16 (Poisson–Binomial Chernoff) *Let $X = \sum_{k=1}^m Y_k$ with independent $Y_k \sim \text{Ber}(q_k)$ and $\mu = \mathbb{E}[X] = \sum_{k=1}^m q_k$. For any $\varepsilon \in (0, 1)$,*

$$\Pr[X \leq (1 - \varepsilon)\mu] \leq e^{-\varepsilon^2\mu/2}, \quad \Pr[X \geq (1 + \varepsilon)\mu] \leq e^{-\varepsilon^2\mu/3}.$$

We apply this lemma to the degrees $d_t(a) = \sum_{j \neq a} \mathbf{1}\{(a, j) \in E_t\}$ (with mean d_a^*) and to the cut sizes $|\partial G_t S|$ (with mean $\Phi_P(S)$). By applying a careful union bound over all $t \leq T$, all n nodes, and all $S \subseteq A$, we obtain the following uniform typicality event.

Lemma 17 (Uniform Typicality: Degrees and Cuts) *Fix $\eta \in (0, 1/2)$ and $\delta \in (0, 1)$. There exists a universal constant $C > 0$ such that if the minimum expected degree satisfies*

$$\sigma_{\min}^* \geq C \log(nT/\delta),$$

then with probability at least $1 - \delta/4$ (per the ledger in Sec. B.1), the following hold simultaneously for all $t \leq T$ and all $S \subseteq A$:

- (i) $d_t(a) \in [(1 - \eta)d_a^*, (1 + \eta)d_a^*]$ for all $a \in A$.
- (ii) $|\partial G_t S| \geq (1 - \eta)\Phi_P(S)$.
- (iii) $\text{Vol}_{G_t}(S) \triangleq \sum_{a \in S} d_t(a) \leq (1 + \eta)\text{Vol}_P(S)$.

Proof The proof proceeds by applying Lemma 16 to all n node degrees and all 2^n possible cuts, and then taking a union bound over all $t \leq T$.

1. Degree Concentration. For any arm a , $d_t(a)$ is a Poisson-Binomial random variable with mean $d_a^* \geq \sigma_{\min}^*$. Applying Lemma 16 and a union bound over all n arms and T time steps:

$$\mathbb{P}(\exists a, t : d_t(a) \notin [(1 - \eta)d_a^*, (1 + \eta)d_a^*]) \leq \sum_{t=1}^T \sum_{a \in A} 2e^{-\eta^2\sigma_{\min}^*/3} = 2nTe^{-\eta^2\sigma_{\min}^*/3}.$$

2. Cut and Volume Concentration. We apply the union bound over all $S \subseteq A$ with $1 \leq |S| \leq n/2$ (the other half follows by symmetry). For a fixed $k = |S|$, there are $\binom{n}{k}$ such sets. For (ii), the mean is $\Phi_P(S) \geq \varphi^* \text{Vol}_P(S) \geq \varphi^* k \sigma_{\min}^*$. For (iii), the mean is $\text{Vol}_P(S) \geq k \sigma_{\min}^*$. In both cases, the mean is $\geq \Omega(k \sigma_{\min}^*)$ (assuming φ^* is a constant). Using the bound $\binom{n}{k} \leq (en/k)^k$, the failure probability for a fixed t is bounded by:

$$\begin{aligned} \mathbb{P}(\exists S, t : \mathcal{E}_{S,t}^c) &\leq \sum_{k=1}^{\lfloor n/2 \rfloor} \binom{n}{k} 2 \exp(-c \eta^2 k \sigma_{\min}^*) \\ &\leq \sum_{k=1}^{\lfloor n/2 \rfloor} 2 \exp(k \log(en/k) - c \eta^2 k \sigma_{\min}^*) \\ &= \sum_{k=1}^{\lfloor n/2 \rfloor} 2 \exp(-k [c \eta^2 \sigma_{\min}^* - \log(en/k)]) . \end{aligned}$$

By choosing $\sigma_{\min}^* \geq C \log(nT/\delta)$ with C large enough, $C \geq (c\eta^2)^{-1} \log(en)$, the term in the exponent is negative and linear in k . The sum is a geometric series bounded by its first term ($k = 1$):

$$\sum_{k=1}^{\lfloor n/2 \rfloor} 2 \exp(\dots) \leq \frac{2 \exp(-[c\eta^2 \sigma_{\min}^* - \log(en)])}{1 - \exp(-[c\eta^2 \sigma_{\min}^* - \log(en)])} \leq 4e^{-(c\eta^2 \sigma_{\min}^* - \log(en))}.$$

3. Total Failure Probability. We bound the total failure probability (summing (1) and (2) and multiplying by T):

$$\mathbb{P}(\mathcal{E}^c) \leq 2nTe^{-\eta^2 \sigma_{\min}^*/3} + 4Te^{-(c\eta^2 \sigma_{\min}^* - \log(en))}.$$

By choosing C in the condition $\sigma_{\min}^* \geq C \log(nT/\delta)$ sufficiently large, both terms can be made smaller than $\delta/8$, bounding the total failure probability by $\delta/4$. \blacksquare

This typicality event is the foundation for our analysis. It allows us to translate the static, population-level conductance φ^* into a uniform, high-probability lower bound on the spectral gap γ_t of every realized kernel W_t .

Theorem 18 (Profile-Aware Spectral Gap) *On the uniform typicality event of Lemma 17, there exists a universal constant $c > 0$ such that, uniformly for all $t \leq T$, the spectral gap γ_t of the lazy-walk kernel W_t satisfies:*

$$\gamma_t \geq c \left(\frac{1-\eta}{1+\eta} \right)^2 \frac{\varphi^{*2}}{\left(1 + \frac{1}{(1-\eta)\sigma_{\min}^*} \right)^2} \triangleq \gamma_{\text{het}}.$$

Proof The proof follows the standard Cheeger inequality argument for reversible chains.

Step 1: Graph Conductance. First, we bound the conductance of the realized graph G_t , $h_{\text{graph}}(G_t)$. By Lemma 17, for every $S \subseteq A$ and every t :

$$\frac{|\partial G_t S|}{\text{Vol}_{G_t}(S)} \geq \frac{(1-\eta) \Phi_P(S)}{(1+\eta) \text{Vol}_P(S)}.$$

Taking the minimum over S (with the appropriate volume constraint) gives

$$h_{\text{graph}}(G_t) \geq \frac{1-\eta}{1+\eta} \varphi^*.$$

Step 2: Lazy-Walk Conductance. Next, we relate the graph conductance to the conductance of the lazy-walk chain W_t . The chain's conductance $\Phi_{\text{chain}}(S)$ (using $\pi_t(a) \propto d_t(a) + 1$ and $Z_t = \sum_k (d_t(k) + 1)$) is:

$$\Phi_{\text{chain}}(S) = \frac{\sum_{a \in S, j \notin S} \pi_t(a) W_t(a, j)}{\sum_{a \in S} \pi_t(a)} = \frac{|\partial G_t S|}{\sum_{a \in S} (d_t(a) + 1)} = \frac{|\partial G_t S|}{\text{Vol}_{G_t}(S) + |S|}.$$

Using $\text{Vol}_{G_t}(S) \geq |S| \cdot \min_a d_t(a) \geq |S| \cdot (1 - \eta) \sigma_{\min}^*$ (from typicality):

$$\Phi_{\text{chain}}(S) \geq \frac{|\partial G_t S|}{\text{Vol}_{G_t}(S) \left(1 + \frac{1}{\min_a d_t(a)}\right)} \geq \frac{|\partial G_t S|}{\text{Vol}_{G_t}(S)} \cdot \frac{1}{1 + \frac{1}{(1-\eta)\sigma_{\min}^*}}.$$

Minimizing over S and applying the bound from Step 1 gives:

$$\Phi_{\text{chain}}(G_t) \geq \frac{1 - \eta}{1 + \eta} \varphi^* \cdot \frac{1}{1 + \frac{1}{(1-\eta)\sigma_{\min}^*}}.$$

Step 3: Cheeger Inequality. Finally, the standard Cheeger inequality for reversible Markov chains (see Appendix A) states $\gamma_t \geq \frac{1}{2} \Phi_{\text{chain}}(G_t)^2$. Plugging in the bound from Step 2 gives the result. \blacksquare

Similarly, the typicality lemma provides a uniform lower bound on the stationary mass of any arm a , which is no longer $1/n$ but is now governed by the "effective size" of the graph.

Lemma 19 (Stationary Mass Lower Bound and Effective Size) *On the uniform typicality event of Lemma 17, the stationary distribution π_t of the kernel W_t satisfies:*

$$\pi_{\min} \triangleq \min_{a,t} \pi_t(a) \geq \frac{(1 - \eta) \sigma_{\min}^*}{(1 + \eta) \sum_j d_j^* + n} \triangleq \frac{1}{n_{\text{eff}}^*},$$

where n_{eff}^* is the effective size of the graph. We define the clean parameter

$$n_{\text{eff}} := \frac{\sum_j d_j^* + n}{\sigma_{\min}^*},$$

and note that $n_{\text{eff}}^* \asymp n_{\text{eff}}$ (i.e., they are equivalent up to constants depending on η).

Proof By Lemma 17, for every t and a , $d_t(a) + 1 \geq d_t(a) \geq (1 - \eta) d_a^* \geq (1 - \eta) \sigma_{\min}^*$. The normalization factor $Z_t = \sum_j (d_t(j) + 1) = \sum_j d_t(j) + n \leq (1 + \eta) \sum_j d_j^* + n$. Thus,

$$\pi_t(a) = \frac{d_t(a) + 1}{Z_t} \geq \frac{(1 - \eta) \sigma_{\min}^*}{(1 + \eta) \sum_j d_j^* + n},$$

which implies the displayed bounds by minimizing over a and t . \blacksquare

B.3. Regret Analysis

With the uniform, high-probability bounds on the spectral gap (γ_{het}) and the stationary mass ($\pi_{\min} \geq 1/n_{\text{eff}}^*$) established, we can derive the final regret bound. The analysis first establishes a minimum visitation guarantee for the exploration walk and then computes the required exploration time for identification.

Minimum Visitation Guarantee. The core of the analysis is a non-asymptotic bound on the visitation counts, which separates the martingale (variance) component from the mixing (bias) component of the walk.

Lemma 20 (Min-Visitation via Every-Step Contraction) *Work on the uniform typicality event (Lemma 17) and the spectral-gap event (Theorem 18). Fix the failure budget $\delta_{\text{cov}} = \delta/4$ (per the ledger in Sec. B.1) and set the bias-bounding term*

$$b \triangleq \left\lceil \frac{2}{\gamma_{\text{het}}} \log \frac{8nT}{\delta} \right\rceil.$$

Let π_t be the (realized) stationary law on G_t . Then, with probability at least $1 - \delta/4$,

$$\min_{a \in A} \sum_{t=1}^{T_{\text{exp}}} \mathbf{1}\{a_t = a\} \geq T_{\text{exp}} \pi_{\min} - C_1 b - C_2 \sqrt{(T_{\text{exp}} \pi_{\min} + C_1 b) \log \frac{4n}{\delta}} - C_3 \log \frac{4n}{\delta}, \quad (1)$$

for absolute constants $C_1, C_2, C_3 > 0$, where $\pi_{\min} \geq 1/n_{\text{eff}}^*$ (from Lemma 19).

Proof [Proof Sketch] Write $Y_t(a) := \mathbf{1}\{a_t = a\}$ and $\xi_t(a) := Y_t(a) - \mathbb{E}[Y_t(a) \mid \mathcal{F}_{t-1}]$. The total visitation count is $\sum_{t \leq T_{\text{exp}}} Y_t(a) = \sum_{t \leq T_{\text{exp}}} \pi_t(a) + \sum_{t \leq T_{\text{exp}}} (\mathbb{E}[Y_t(a) \mid \mathcal{F}_{t-1}] - \pi_t(a)) + \sum_{t \leq T_{\text{exp}}} \xi_t(a)$. We bound the mass, bias, and martingale terms.

Mass Term: $\sum_{t \leq T_{\text{exp}}} \pi_t(a) \geq T_{\text{exp}} \pi_{\min}$.

Bias Term: Using the every-step TV contraction for lazy reversible chains,

$$\sum_{t \leq T_{\text{exp}}} \left| \mathbb{E}[Y_t(a) \mid \mathcal{F}_{t-1}] - \pi_t(a) \right| \leq \sum_{t \leq T_{\text{exp}}} \|\mu_{t-1} - \pi_{t-1}\|_{\text{TV}} \leq \sum_{t=0}^{\infty} e^{-t\gamma_{\text{het}}/2} \approx \frac{2}{\gamma_{\text{het}}}.$$

The b term, which includes $\log(T/\delta)$, provides a high-probability bound on this total bias, $\sum_{t \leq T_{\text{exp}}} (\mu_{t-1}(a) - \pi_t(a)) \geq -C_1 b$.

Martingale Term: The sum $M_{T_{\text{exp}}} = \sum_{t \leq T_{\text{exp}}} \xi_t(a)$ is a martingale. The predictable quadratic variation $V_{T_{\text{exp}}} = \sum_{t=1}^{T_{\text{exp}}} \mathbb{E}[\xi_t(a)^2 \mid \mathcal{F}_{t-1}]$ is bounded using the sharper variance bound:

$$\mathbb{E}[\xi_t(a)^2 \mid \mathcal{F}_{t-1}] = \text{Var}(Y_t(a) \mid \mathcal{F}_{t-1}) \leq \mathbb{E}[Y_t(a) \mid \mathcal{F}_{t-1}] = \mu_{t-1}(a).$$

Thus, $V_{T_{\text{exp}}} \leq \sum_{t \leq T_{\text{exp}}} \mu_{t-1}(a) \leq \sum_{t \leq T_{\text{exp}}} \pi_t(a) + \sum_{t \leq T_{\text{exp}}} \|\mu_{t-1} - \pi_{t-1}\|_{\text{TV}} \leq T_{\text{exp}} \pi_{\min} + C_1 b$. By Freedman's inequality with this $V_{T_{\text{exp}}}$ and $x = \log(4n/\delta)$, with probability at least $1 - \delta/4$,

$$M_{T_{\text{exp}}}(a) \geq -C \left(\sqrt{V_{T_{\text{exp}}} x} + x \right) \geq -C_2 \sqrt{(T_{\text{exp}} \pi_{\min} + C_1 b) \log \frac{4n}{\delta}} - C_3 \log \frac{4n}{\delta}$$

simultaneously for all a . Combining the terms yields Eq. (1). ■

Sufficient Exploration and Identification. We now find T_{exp} such that we get enough samples for identification. We allocate a failure budget of $\delta/4$ for identification. Let $s_0 \triangleq \frac{C' \log(4n/\delta)}{\Delta_{\min}^2}$ be the required sample count per arm.

From Eq. (1), we need T_{exp} large enough for the RHS to be $\geq s_0$. This requires $T_{\text{exp}}\pi_{\min}$ to dominate s_0 , b , and the martingale term. This leads to two additive requirements for T_{exp} :

1. **Mixing Cost ($T_{\text{mix-het}}$):** T_{exp} must be large enough to ensure non-trivial visitation. $T_{\text{exp}}\pi_{\min}$ must dominate b and the martingale term.

- $T_{\text{exp}}\pi_{\min} \gtrsim b \implies T_{\text{exp}} \gtrsim b/\pi_{\min} = O\left(\frac{n_{\text{eff}}^*}{\gamma_{\text{het}}} \log(nT/\delta)\right)$.
- $T_{\text{exp}}\pi_{\min} \gtrsim \sqrt{(T_{\text{exp}}\pi_{\min} + b) \log(\cdot)} \implies (T_{\text{exp}}\pi_{\min})^2 \gtrsim (T_{\text{exp}}\pi_{\min} + b) \log(\cdot)$. This is satisfied if $T_{\text{exp}}\pi_{\min} \gtrsim (b + \log(\cdot))$, which leads to $T_{\text{exp}} \gtrsim O(n_{\text{eff}}^*(b + \log(\cdot)))$.

This gives $T_{\text{mix-het}} \triangleq O\left(\frac{n_{\text{eff}}^*}{\gamma_{\text{het}}} \log(nT/\delta) + n_{\text{eff}}^* \log(n/\delta)\right)$.

2. **Identification Cost ($T_{\text{id-het}}$):** The resulting number of samples $N_{\min} \approx T_{\text{exp}}\pi_{\min} \geq \Omega(T_{\text{exp}}/n_{\text{eff}}^*)$ must be at least s_0 .

$$\frac{T_{\text{exp}}}{n_{\text{eff}}^*} \geq s_0 \implies T_{\text{exp}} \geq n_{\text{eff}}^* \cdot s_0 = O\left(\frac{n_{\text{eff}}^* \log(n/\delta)}{\Delta_{\min}^2}\right).$$

The total exploration time must satisfy $T_{\text{exp}} \geq T_{\text{mix-het}} + T_{\text{id-het}}$.

Navigation Cost. The navigation analysis provides two distinct bounds: one based on the time to mix across the graph, and one based on the time to wait for a direct connection to a^* .

Lemma 21 (Navigation Cost, Inhomogeneous) *Fix the failure budget $\delta_{\text{nav}} = \delta/4$. Work on the uniform typicality event (Lemma 17) and the spectral-gap bound (Theorem 18). Let a^* be the optimal arm and define the optimal-arm availability floor*

$$p^* \triangleq \min_{a \neq a^*} p_{a,a^*}.$$

Then the number of steps T_{nav} needed after exploration to reach a^ satisfies, with probability at least $1 - \delta/4$,*

$$T_{\text{nav}} \leq \min \left\{ \underbrace{O\left(\frac{1}{\gamma_{\text{het}}} \log \frac{nT}{\delta} + n_{\text{eff}}^* \log \frac{n}{\delta}\right)}_{\text{mixing-hitting route}}, \underbrace{O\left(\frac{1}{p^*} \log \frac{1}{\delta}\right)}_{\text{availability route}} \right\}.$$

Moreover, the expected navigation time is $\mathbb{E}[T_{\text{nav}}] \leq \min \{O(n_{\text{eff}}^ + 1/\gamma_{\text{het}}), 1/p^*\}$.*

Proof We provide the high-probability bounds for the two routes.

(A) Availability route. From any $a \neq a^*$, the agent can wait for a^* to become available. This is an i.i.d. Bernoulli trial with success probability $p_{a,a^*} \geq p^*$. The waiting time is $\text{Geom}(p_{a,a^*})$. A standard geometric tail bound and a union bound over $a \neq a^*$ gives $T_{\text{nav}} \leq O(\log(4/\delta)/p^*)$ w.h.p. (This route is vacuous if $p^* = 0$).

(B) Mixing–hitting route. The agent’s walk mixes to π_t in $b = O(\log(nT/\delta)/\gamma_{\text{het}})$ steps. After this, $\Pr(a_t = a^*) \geq \pi_t(a^*) - (\text{TV error}) \geq \pi_{\min} - \epsilon \geq \Omega(1/n_{\text{eff}}^*)$. The time to hit a^* is then geometric with success prob. $\Omega(1/n_{\text{eff}}^*)$. A tail bound on this geometric variable gives the $O(n_{\text{eff}}^* \log(4/\delta))$ term. The total time is $T_{\text{nav}} \leq b + (\text{hit time})$. ■

Final Regret Bound. We now combine these results for the final theorem. For clarity, we use the simpler and typically tighter ”availability route” for navigation, assuming $p^* > 0$.

Theorem 22 ((Full Version) Regret Bound for i.i.d. Inhomogeneous ER) *Under the i.i.d. inhomogeneous ER model with $\sigma_{\min}^* \geq C \log(nT/\delta)$ and $p^* > 0$, the regret is bounded with probability at least $1 - \delta$ by:*

$$R(T) \leq T_{\text{exp}} + T_{\text{nav}},$$

where

$$T_{\text{exp}} = O \left(\underbrace{\frac{n_{\text{eff}}^* \log(nT/\delta) + n_{\text{eff}}^* \log(n/\delta)}{\gamma_{\text{het}}}}_{\text{Mixing Cost}} + \underbrace{\frac{n_{\text{eff}}^* \log(n/\delta)}{\Delta_{\min}^2}}_{\text{Identification Cost}} \right)$$

and

$$T_{\text{nav}} = O \left(\frac{\log(1/\delta)}{p^*} \right).$$

Proof The total failure probability is bounded by $\mathbb{P}(\mathcal{E}_{\text{typicality}}^c) + \mathbb{P}(\mathcal{E}_{\text{visitation}}^c) + \mathbb{P}(\mathcal{E}_{\text{identification}}^c) + \mathbb{P}(\mathcal{E}_{\text{nav}}^c) \leq \delta/4 + \delta/4 + \delta/4 + \delta/4 = \delta$. On the success event, the regret is the sum of the exploration cost (T_{exp}) and the navigation cost (T_{nav}). The final bound for T_{exp} is the sum of the identification cost ($T_{\text{id-het}}$) and the mixing cost ($T_{\text{mix-het}}$). ■

Corollary 23 ((Full Version) Expected Regret Bound) *Under the same conditions, by setting $\delta = 1/T$, the expected cumulative regret $R(T)$ is bounded by:*

$$\mathbb{E}[R(T)] = O \left(\frac{n_{\text{eff}}^* \log(nT)}{\gamma_{\text{het}}} + n_{\text{eff}}^* \log(nT) + \frac{n_{\text{eff}}^* \log(nT)}{\Delta_{\min}^2} + \frac{\log(T)}{p^*} \right).$$

Proof Follows from Theorem 22 by setting $\delta = 1/T$ and noting that the regret contribution from the failure event is at most $T \cdot \mathbb{P}(\text{fail}) \leq T \cdot (1/T) = 1$. ■

Remark 24 (Consistency with Homogeneous ER) *This analysis is a strict generalization of Appendix A. In the homogeneous case ($p_{aj} \equiv p$), the parameters simplify:*

- $d_a^* = (n-1)p$, so $\sigma_{\min}^* = (n-1)p$.
- $\varphi^* = \Omega(1)$ and $\gamma_{\text{het}} = \Omega(1)$ (as shown in Theorem 18).
- $n_{\text{eff}}^* \asymp n_{\text{eff}} = \frac{n(n-1)p+n}{(n-1)p} = \Theta(n)$ (assuming $np \gtrsim 1$).
- $p_* = p$.

Substituting these into Corollary 23 gives

$$\mathbb{E}[R(T)] = O\left(n \log(nT) + n \log(nT) + \frac{n \log(nT)}{\Delta_{\min}^2} + \frac{\log(T)}{p}\right).$$

This expression simplifies to $O(n \log(nT) + \frac{n \log(nT)}{\Delta_{\min}^2} + \frac{\log(T)}{p})$. This result matches the $O(n \log(nT)/\Delta_{\min}^2)$ identification cost and $O(\log(T)/p)$ navigation cost from Appendix A, and also recovers the $O(n \log(nT))$ mixing cost, confirming the analyses are consistent.

Appendix C. Regret Analysis: Edge-Markovian Graphs

C.1. Model, Notation and Graph Dynamics

C.1.1. PROBLEM SETUP AND EDGE-MARKOVIAN PROCESS

We begin by formally restating the core problem setup from Section 2 to establish a self-contained foundation for our analysis. The problem environment consists of a finite set of n actions, or *arms*, denoted by the set $A = \{1, 2, \dots, n\}$. Each arm $a \in A$ is associated with a fixed, unknown reward distribution $\mathcal{D}(a)$ which is supported on the interval $[0, 1]$. The mean of this distribution is denoted $\mu(a) \in [0, 1]$ and is also unknown to the learner.

The learner's interaction with this environment unfolds over a time horizon of T discrete rounds. At the beginning of each round $t \in \{1, \dots, T\}$, the learner resides at the arm a_{t-1} chosen in the previous round. The environment then reveals a *time-varying set of available arms* $L_t(a_{t-1}) \subseteq A$. This set is defined by the local graph structure at time t relative to the learner's position a_{t-1} . Specifically, $L_t(a_{t-1}) \triangleq \{a \in A : (a, a_{t-1}) \in E_t\} \cup \{a_{t-1}\}$, where E_t is the edge set of the graph G_t at time t . The learner must then select a new arm a_t from this constrained set, $a_t \in L_t(a_{t-1})$, after which they receive and observe a stochastic reward $r_t(a_t) \sim \mathcal{D}(a_t)$. The learner's objective is to design a selection policy that minimizes the expected cumulative regret, $\mathbb{E}[R(T)]$, as defined in Section 2.

In this appendix, we focus exclusively on the stochastic process that governs the environment's evolution under the Edge-Markovian model. We will formally define this process and establish the graph-theoretic notation essential for our analysis. The specific dynamics of the learner's movement algorithm, which we define as a natural lazy random walk on this evolving graph, and the properties of the resulting time-inhomogeneous Markov chain will be analyzed in detail in Appendix C.1.2.

Edge-Markovian Evolution of the Environment. The environment's availability structure is encoded by a sequence of undirected graphs, $\{G_t\}_{t=1}^T$, where each $G_t = (A, E_t)$ is defined over the fixed vertex set A . The graphs evolve according to a homogeneous, first-order edge-Markov process, which we denote by $G_t \sim \Psi^M(G_{t-1}; n, \alpha, \beta)$.

In this model, the state of each potential edge (each unordered pair of distinct vertices $\{i, j\}$) evolves independently of all other pairs. For any given pair $\{i, j\}$, its state (being present in E_t or absent from E_t) follows a discrete-time, two-state Markov chain. The transition probabilities are fixed for all t and all pairs:

- **Edge Appearance:** The probability that an absent edge appears is

$$\mathbb{P}[(i, j) \in E_t \mid (i, j) \notin E_{t-1}] = \alpha$$

- **Edge Disappearance:** The probability that a present edge disappears is

$$\mathbb{P}[(i, j) \notin E_t \mid (i, j) \in E_{t-1}] = \beta$$

The parameters $\alpha, \beta \in (0, 1)$ fully define this process. Consequently, the dynamics of a single edge are governed by the 2×2 transition matrix P over the states $\{0 \text{ (absent)}, 1 \text{ (present)}\}$:

$$P = \begin{bmatrix} 1 - \alpha & \alpha \\ \beta & 1 - \beta \end{bmatrix}$$

This single-edge Markov chain is finite-state. Since we assume $\alpha, \beta \in (0, 1)$, it is:

1. **Irreducible:** It is possible to transition from state 0 to 1 (with probability $\alpha > 0$) and from state 1 to 0 (with probability $\beta > 0$).
2. **Aperiodic:** Both states have positive self-loop probabilities ($1 - \alpha > 0$ and $1 - \beta > 0$, assuming neither is 1).

By standard Markov chain theory (Levin et al., 2017), this process admits a unique stationary distribution $\pi_{\text{edge}} = (\pi_0, \pi_1)$, which is the unique solution to the system $\pi_{\text{edge}} P = \pi_{\text{edge}}$ subject to the constraint $\pi_0 + \pi_1 = 1$. We can solve this system explicitly. From the second column of $\pi_{\text{edge}} P = \pi_{\text{edge}}$, we have:

$$\begin{aligned}\pi_0 \alpha + \pi_1 (1 - \beta) &= \pi_1 \\ \pi_0 \alpha &= \pi_1 - \pi_1 (1 - \beta) = \pi_1 \beta\end{aligned}$$

Substituting $\pi_0 = 1 - \pi_1$:

$$(1 - \pi_1) \alpha = \pi_1 \beta \implies \alpha - \pi_1 \alpha = \pi_1 \beta \implies \alpha = \pi_1 (\alpha + \beta)$$

This yields the stationary probabilities:

$$\pi_1 = \frac{\alpha}{\alpha + \beta} \triangleq p_\infty \quad \text{and} \quad \pi_0 = 1 - \pi_1 = \frac{\beta}{\alpha + \beta}$$

Thus, after the process has mixed, the *stationary law* of the graph G_t is an Erdős–Rényi graph $G(n, p_\infty)$, where every edge appears independently with probability p_∞ . This p_∞ represents the long-run expected edge density of the graph.

This process of continuous, independent edge-flipping implies a natural measure of the environment's volatility: the expected number of edges that change state (appear or disappear) in a single time step. We formalize this quantity below.

Claim 1 (Expected Per-Step Edge Flips) *Let $m = \binom{n}{2}$ be the total number of possible edges. Let $\zeta_t \triangleq \mathbb{E}[|E_t \triangle E_{t-1}|]$ be the expected total number of edge flips at time t , where the expectation is over the graph evolution process.*

1. **(Uniform Bound)** *The expected number of flips is uniformly bounded by*

$$\zeta_t \leq m \cdot \max(\alpha, \beta)$$

2. **(Stationary Bound)** *If the graph G_{t-1} is drawn from the stationary distribution (i.e., each edge exists i.i.d. with probability p_∞), the expected number of flips is*

$$\zeta = m \cdot \frac{2\alpha\beta}{\alpha + \beta}$$

Proof Let $X_{ij,t} \in \{0, 1\}$ be the indicator variable for the presence of edge (i, j) at time t . The set of flipped edges is the symmetric difference $E_t \triangle E_{t-1}$, and its size is $|E_t \triangle E_{t-1}| = \sum_{1 \leq i < j \leq n} \mathbf{1}\{X_{ij,t} \neq X_{ij,t-1}\}$. By linearity of expectation,

$$\zeta_t = \mathbb{E}[|E_t \triangle E_{t-1}|] = \sum_{1 \leq i < j \leq n} \mathbb{P}(X_{ij,t} \neq X_{ij,t-1})$$

The probability of a single edge flipping, $\mathbb{P}(\text{flip})$, depends on its state at $t - 1$:

$$\begin{aligned}\mathbb{P}(X_{ij,t} \neq X_{ij,t-1}) &= \mathbb{P}(X_{ij,t} = 1 \mid X_{ij,t-1} = 0) \mathbb{P}(X_{ij,t-1} = 0) \\ &\quad + \mathbb{P}(X_{ij,t} = 0 \mid X_{ij,t-1} = 1) \mathbb{P}(X_{ij,t-1} = 1) \\ &= \alpha \cdot \mathbb{P}(X_{ij,t-1} = 0) + \beta \cdot \mathbb{P}(X_{ij,t-1} = 1)\end{aligned}$$

Let $p_{t-1}^{(ij)} \triangleq \mathbb{P}(X_{ij,t-1} = 1)$ be the marginal probability that edge (i, j) exists. Since the process is homogeneous, this probability is the same for all edges, $p_{t-1}^{(ij)} = p_{t-1}$.

$$\mathbb{P}(\text{flip}) = \alpha(1 - p_{t-1}) + \beta p_{t-1} = \alpha + (\beta - \alpha)p_{t-1}$$

This is a linear function of $p_{t-1} \in [0, 1]$. The maximum must occur at the endpoints $p_{t-1} = 0$ or $p_{t-1} = 1$.

- If $p_{t-1} = 0$, $\mathbb{P}(\text{flip}) = \alpha$.
- If $p_{t-1} = 1$, $\mathbb{P}(\text{flip}) = \beta$.

Thus, the per-edge flip probability is uniformly bounded by $\max(\alpha, \beta)$. Substituting this into the sum for ζ_t (which has $m = \binom{n}{2}$ terms) proves Part 1:

$$\zeta_t = \sum_{1 \leq i < j \leq n} \mathbb{P}(\text{flip}) \leq \sum_{1 \leq i < j \leq n} \max(\alpha, \beta) = m \cdot \max(\alpha, \beta)$$

For Part 2, we assume the process is in stationarity, so $p_{t-1} = p_\infty = \frac{\alpha}{\alpha + \beta}$. We substitute this into the expression for the per-edge flip probability:

$$\begin{aligned}\mathbb{P}(\text{flip}) &= \alpha(1 - p_\infty) + \beta p_\infty \\ &= \alpha \left(\frac{\beta}{\alpha + \beta} \right) + \beta \left(\frac{\alpha}{\alpha + \beta} \right) = \frac{\alpha\beta + \alpha\beta}{\alpha + \beta} = \frac{2\alpha\beta}{\alpha + \beta}\end{aligned}$$

Substituting this constant probability back into the sum for ζ_t proves Part 2:

$$\zeta = \sum_{1 \leq i < j \leq n} \left(\frac{2\alpha\beta}{\alpha + \beta} \right) = m \cdot \frac{2\alpha\beta}{\alpha + \beta}$$

■

The parameter $\alpha + \beta$ governs the temporal correlation scale of the graph sequence. This value is precisely the spectral gap of the 2×2 matrix P . When $\alpha + \beta$ is small (close to 0), the second eigenvalue $1 - (\alpha + \beta)$ is close to 1, implying slow mixing and high correlation between G_t and G_{t-1} . Conversely, as $\alpha + \beta$ approaches 1, the process becomes less correlated, and in the limit $\alpha + \beta = 1$, the graph G_t is drawn i.i.d. from the stationary distribution at each step, independent of G_{t-1} .

Per-step Structure and Notation. We now define the core notation used to describe the properties of the graph G_t at a single time step t .

- **Degree:** For any node $i \in A$, let $d_t(i)$ denote its degree in the graph G_t . Formally, we define $d_t(i) \triangleq |\{j \in A \setminus \{i\} : (i, j) \in E_t\}|$.
- **Normalization Factor:** We define a normalization factor Z_t as:

$$Z_t \triangleq \sum_{i \in A} (d_t(i) + 1)$$

We can simplify this expression by appealing to the handshaking lemma (sum of degrees is twice the number of edges):

$$Z_t = \sum_{i \in A} d_t(i) + \sum_{i \in A} 1 = (2|E_t|) + n$$

This quantity Z_t will be essential for defining the stationary distribution of the random walk on G_t .

- **Conditional Expectation:** We use $\mathbb{E}_t[\cdot] \triangleq \mathbb{E}[\cdot \mid G_t]$ to denote an expectation conditioned on the realization of the graph G_t at time t .
- **Asymptotic Notation:** We use the shorthand $A \asymp B$ to indicate equality up to absolute constants (i.e., $C_1 B \leq A \leq C_2 B$ for $C_1, C_2 > 0$) that are independent of the problem parameters n, T, α, β .

C.1.2. LAZY WALK DYNAMICS AND PROPERTIES

As part of the algorithm design (see Sections 3 and 4), the learner's movement is modeled as a *natural lazy random walk* on the current graph G_t . Conditioned on the graph G_t being fixed for round t , the learner's transition from their current node i (i.e., $a_t = i$) to the next node j (i.e., $a_{t+1} = j$) is defined by a one-step transition kernel W_t .

From a node i , the set of available options is its 1-hop neighborhood union the node itself: $\{j \in A : (i, j) \in E_t\} \cup \{i\}$. The size of this set is $d_t(i) + 1$. The walk moves by selecting one of these $d_t(i) + 1$ options uniformly at random. This defines the transition probabilities:

$$W_t(i, j) = \begin{cases} 1/(d_t(i) + 1), & \text{if } j = i \text{ or } (i, j) \in E_t, \\ 0, & \text{otherwise.} \end{cases}$$

The kernel W_t defines the learner's movement for a single step, given a *fixed* graph G_t . We now formally show how the sequence of these kernels, driven by the stochastic evolution of the graphs, induces a time-inhomogeneous Markov chain on the action set A .

Claim 2 (Markovianity of the Induced Dynamics) *Let the environment's graph sequence $\{G_t\}_{t \geq 0}$ evolve according to the edge-Markovian process $G_t \sim \Psi^M(G_{t-1}; n, \alpha, \beta)$, independent of the learner's actions. Let the learner's action sequence $\{a_t\}_{t \geq 0}$ evolve according to the rule $a_{t+1} \sim W_t(a_t, \cdot)$, where W_t is the lazy walk kernel on G_t .*

1. The joint process $\mathcal{Z}_t = (a_t, G_t)$ is a first-order Markov chain on the product space $A \times \mathcal{G}$, where \mathcal{G} is the space of all graphs on A .
2. The learner's action sequence $(a_t)_{t \geq 0}$ is a time-inhomogeneous Markov chain.

Proof

1. To prove the joint process $\mathcal{Z}_t = (a_t, G_t)$ is Markov, we must show that its state at $t + 1$ depends only on its state at t . Let $\mathcal{H}_t = (\mathcal{Z}_0, \dots, \mathcal{Z}_t)$ be the history up to time t . We want to show $\mathbb{P}(\mathcal{Z}_{t+1} \mid \mathcal{H}_t) = \mathbb{P}(\mathcal{Z}_{t+1} \mid \mathcal{Z}_t)$.

The state at $t + 1$ is $\mathcal{Z}_{t+1} = (a_{t+1}, G_{t+1})$. We analyze the transition probability using the chain rule:

$$\mathbb{P}(a_{t+1}, G_{t+1} \mid \mathcal{H}_t) = \mathbb{P}(G_{t+1} \mid a_{t+1}, \mathcal{H}_t) \cdot \mathbb{P}(a_{t+1} \mid \mathcal{H}_t)$$

Let's analyze each term:

- $\mathbb{P}(a_{t+1} \mid \mathcal{H}_t) = \mathbb{P}(a_{t+1} \mid a_t, G_t, \dots, a_0, G_0)$: By the definition of the learner's algorithm, the choice of a_{t+1} is a sample from $W_t(a_t, \cdot)$. This rule depends *only* on the current state a_t and the current graph G_t . Thus,

$$\mathbb{P}(a_{t+1} \mid \mathcal{H}_t) = \mathbb{P}(a_{t+1} \mid a_t, G_t) = W_t(a_t, \cdot)$$

- $\mathbb{P}(G_{t+1} \mid a_{t+1}, \mathcal{H}_t)$: The graph evolution $G_{t+1} \sim \Psi^M(G_t, \cdot)$ is exogenous; it depends only on the previous graph G_t and is independent of all actions (a_0, \dots, a_{t+1}) . Therefore,

$$\mathbb{P}(G_{t+1} \mid a_{t+1}, \mathcal{H}_t) = \mathbb{P}(G_{t+1} \mid G_t)$$

Substituting these back, we get:

$$\mathbb{P}(a_{t+1}, G_{t+1} \mid \mathcal{H}_t) = \mathbb{P}(G_{t+1} \mid G_t) \cdot \mathbb{P}(a_{t+1} \mid a_t, G_t)$$

The right-hand side is a function $P((a_{t+1}, G_{t+1}) \mid (a_t, G_t))$ which defines a valid transition kernel from \mathcal{Z}_t to \mathcal{Z}_{t+1} . Since the probability of the next state given the entire history depends only on the current state, the joint process \mathcal{Z}_t is a first-order Markov chain.

2. To prove the action sequence (a_t) is a Markov chain, we must show that $\mathbb{P}(a_{t+1} \mid a_t, \dots, a_0) = \mathbb{P}(a_{t+1} \mid a_t)$. Let $\mathcal{A}_t = (a_0, \dots, a_t)$ be the action history.

$$\begin{aligned} \mathbb{P}(a_{t+1} \mid \mathcal{A}_t) &= \mathbb{E}[\mathbf{1}\{a_{t+1}\} \mid \mathcal{A}_t] \\ &= \mathbb{E}_{G_t, \dots, G_0} [\mathbb{P}(a_{t+1} \mid \mathcal{A}_t, G_t, \dots, G_0) \mid \mathcal{A}_t] \quad (\text{by Law of Total Expectation}) \\ &= \mathbb{E}_{G_t, \dots, G_0} [W_t(a_t, \cdot) \mid \mathcal{A}_t] \quad (\text{as shown in Part 1}) \end{aligned}$$

The kernel W_t is a deterministic function of G_t . The graph process $\{G_t\}$ is independent of the action history $\{\mathcal{A}_t\}$. Therefore, the expectation over the graph history is independent of \mathcal{A}_t (except for the a_t term inside W_t).

$$\mathbb{P}(a_{t+1} \mid \mathcal{A}_t) = \mathbb{E}_{G_t} [W_t(a_t, \cdot)]$$

where the expectation $\mathbb{E}_{G_t}[\cdot]$ is taken over the randomness of the graph G_t , whose distribution $\mathbb{P}(G_t)$ is determined by the initial graph G_0 and the t -step evolution of the Ψ^M process.

Let us define the *effective transition kernel* \widetilde{W}_t as this expectation:

$$\widetilde{W}_t(i, j) \triangleq \mathbb{E}_{G_t}[W_t(i, j)]$$

Then we have shown:

$$\mathbb{P}(a_{t+1} = j \mid a_t = i, a_{t-1}, \dots, a_0) = \widetilde{W}_t(i, j)$$

Since the transition probability depends only on the current state $i = a_t$ (and the time t), the process (a_t) is a Markov chain. Because the kernel \widetilde{W}_t changes with t (as the distribution of G_t evolves towards stationarity), the chain is **time-inhomogeneous**. ■

This claim formally establishes that the learner's trajectory (a_t) is a time-inhomogeneous Markov chain. However, our subsequent analysis will not focus on the *effective (expected) kernel* \widetilde{W}_t . Instead, we will analyze the *realized* trajectory of the learner by conditioning on a *specific, typical sequence* of graphs $\{G_t\}_{t \geq 0}$.

In this conditional view, the learner's movement is a time-inhomogeneous Markov chain driven by the *sequence of concrete, deterministic kernels* $\{W_t\}_{t \geq 0}$ corresponding to the realized graphs. The properties of these individual kernels W_t are therefore paramount to understanding the learner's behavior. We characterize these properties in the following lemma.

Lemma 25 (Properties of the Lazy Walk Kernel) *For any graph G_t with at least one node ($n \geq 1$), the transition kernel W_t defined above satisfies:*

1. **(Stochasticity)** W_t is a row-stochastic matrix.
2. **(Aperiodicity)** W_t defines an aperiodic Markov chain.
3. **(Reversibility)** W_t is reversible with respect to the distribution $\pi_t(i) = \frac{d_t(i)+1}{Z_t}$, which is its unique stationary distribution.

Proof

1. **Stochasticity:** We show that for any $i \in A$, the entries in row i sum to one: $\sum_{j \in A} W_t(i, j) = 1$. By definition, $W_t(i, j)$ is non-zero only for the set of available actions $L_t(i) \triangleq \{i\} \cup \{j \neq i : (i, j) \in E_t\}$. The size of this set is precisely $|L_t(i)| = 1 + d_t(i)$. We can therefore compute the row-sum by partitioning the sum over A into this set and its complement (where all terms are zero):

$$\begin{aligned} \sum_{j \in A} W_t(i, j) &= \sum_{j \in L_t(i)} W_t(i, j) + \sum_{j \notin L_t(i)} \underbrace{W_t(i, j)}_{=0} \\ &= \sum_{j \in L_t(i)} \left(\frac{1}{d_t(i) + 1} \right) \\ &= |L_t(i)| \cdot \left(\frac{1}{d_t(i) + 1} \right) \\ &= (1 + d_t(i)) \cdot \left(\frac{1}{d_t(i) + 1} \right) = 1. \end{aligned}$$

Since $W_t(i, j) \geq 0$ for all (i, j) and each row sums to 1, W_t is a row-stochastic matrix.

2. **Aperiodicity:** A Markov chain is aperiodic if all its states are aperiodic. A sufficient condition is that the self-loop probability $W_t(i, i) > 0$ for all i . By definition,

$$W_t(i, i) = \frac{1}{d_t(i) + 1}.$$

Since the degree is non-negative, $d_t(i) \geq 0$, the denominator is $d_t(i) + 1 \geq 1$. The maximum possible degree in a graph with n nodes is $n - 1$. Therefore, we have a strict positive lower bound:

$$W_t(i, i) \geq \frac{1}{(n - 1) + 1} = \frac{1}{n} > 0.$$

Since all states have positive self-loop probability, the chain is aperiodic.

3. **Reversibility:** We must verify that the detailed balance equations, $\pi_t(i)W_t(i, j) = \pi_t(j)W_t(j, i)$, hold for all pairs $i, j \in A$.

Case 1: $i = j$. The equation is trivially satisfied: $\pi_t(i)W_t(i, i) = \pi_t(i)W_t(i, i)$.

Case 2: $i \neq j$ and $(i, j) \notin E_t$. By definition of W_t , $W_t(i, j) = 0$ and $W_t(j, i) = 0$. The equation becomes $\pi_t(i) \cdot 0 = \pi_t(j) \cdot 0$, which is $0 = 0$.

Case 3: $i \neq j$ and $(i, j) \in E_t$. This is the only non-trivial case. We use the definitions of π_t and W_t :

$$\begin{aligned} \pi_t(i)W_t(i, j) &= \left(\frac{d_t(i) + 1}{Z_t} \right) \left(\frac{1}{d_t(i) + 1} \right) = \frac{1}{Z_t} \\ \pi_t(j)W_t(j, i) &= \left(\frac{d_t(j) + 1}{Z_t} \right) \left(\frac{1}{d_t(j) + 1} \right) = \frac{1}{Z_t} \end{aligned}$$

Since $\pi_t(i)W_t(i, j) = \pi_t(j)W_t(j, i)$, the detailed balance equations hold.

Because W_t is reversible with respect to π_t , π_t is a stationary distribution. Since the chain is also finite and irreducible (on any connected component of G_t), this stationary distribution is unique to that component. ■

C.2. Burn-in and Typicality of the Edge Process

This section provides a high-probability guarantee that after a short burn-in period, the graph sequence (G_t) behaves in a statistically typical manner: degrees, edge counts, and spectral structure concentrate around their stationary values. This typicality is required to apply uniform bounds on the walk kernel, its spectral gap, and the stationary distribution in later sections.

C.2.1. BURN-IN FOR STATIONARITY

Throughout the regret analysis in this appendix, we will establish high-probability guarantees on the behavior of various quantities associated with the graph sequence, the walk process, and the learner's sampling law. To this end, we fix a total confidence parameter $\delta \in (0, 1)$ and ensure that each component of the analysis fails with probability at most a small fraction of δ . The final regret bound will then hold with probability at least $1 - \delta$ via an explicit union bound.

In this subsection, we quantify the number of initial rounds required for the edge–Markovian graph process $(G_t)_{t \geq 0}$ to become statistically close to its stationary distribution. We refer to this initial period as the *burn-in phase*, and the corresponding time as the *burn-in length*.

Definition 26 (Burn-in Length) *Let $\delta \in (0, 1)$ be the desired overall failure probability. We define the burn-in time as*

$$T_{\text{burn}} \triangleq \left\lceil \frac{2 \log n + \log(1/\delta)}{\alpha + \beta} \right\rceil,$$

where $\alpha + \beta$ is the total flip rate of the edge–Markov process Ψ^M , and n is the number of nodes in the graph.

This quantity ensures that by time T_{burn} , the distribution of the graph G_t is δ -close in total variation distance to the stationary edge distribution, which is a product of independent Bernoulli variables with parameter

$$p_\infty \triangleq \frac{\alpha}{\alpha + \beta}.$$

We now formalize this convergence to stationarity.

Lemma 27 (Convergence to the stationary edge distribution) *Let $(G_t)_{t \geq 0}$ evolve according to the edge–Markov process $G_t \sim \Psi^M(G_{t-1}; n, \alpha, \beta)$, starting from an arbitrary initial graph G_0 . Then for every $t \geq T_{\text{burn}}$,*

$$\|\mathbf{P}(G_t \in \cdot) - \mathbf{P}_\infty(\cdot)\|_{\text{TV}} \leq \delta,$$

where \mathbf{P}_∞ denotes the stationary product measure under which each edge is independently present with probability $p_\infty \triangleq \alpha/(\alpha + \beta)$.

Proof We prove the result by analyzing the convergence of each individual edge's marginal distribution to stationarity, and then bounding the total variation distance over the joint graph distribution via a union bound across all edges. The argument proceeds in three steps: (i) we derive an exact recursion for the marginal probability $p_t(i, j)$ that edge (i, j) is present at time t , (ii) we use this to bound the total variation distance between the full graph law and the product Bernoulli(p_∞) stationary law, and (iii) we determine a sufficient value of t to ensure this joint distance is at most δ .

Each unordered edge (i, j) evolves independently as a two–state Markov chain with transition matrix

$$P = \begin{bmatrix} 1 - \alpha & \alpha \\ \beta & 1 - \beta \end{bmatrix}, \quad \text{over states } 0: \text{absent}, 1: \text{present}.$$

This chain is irreducible and aperiodic (see Appendix C.1.1), and hence admits a unique stationary distribution $\pi_{\text{edge}} = (\pi_0, \pi_1)$ satisfying $\pi_{\text{edge}} P = \pi_{\text{edge}}$. Solving these balance equations gives

$$\pi_1 = \frac{\alpha}{\alpha + \beta} \triangleq p_\infty, \quad \pi_0 = \frac{\beta}{\alpha + \beta}.$$

Step 1: marginal recursion. Let $p_t(i, j) \triangleq \mathbb{P}[(i, j) \in E_t]$ denote the probability that edge (i, j) is present at time t . Conditioning on the previous state yields the scalar recursion

$$p_{t+1}(i, j) = (1 - \beta) p_t(i, j) + \alpha (1 - p_t(i, j)) = (1 - \alpha - \beta) p_t(i, j) + \alpha.$$

Subtracting p_∞ from both sides and using the identity $p_\infty = (1 - \alpha - \beta) p_\infty + \alpha$ gives

$$p_{t+1}(i, j) - p_\infty = (1 - \alpha - \beta) (p_t(i, j) - p_\infty).$$

Iterating this recurrence yields the explicit form

$$p_t(i, j) - p_\infty = (1 - \alpha - \beta)^t (p_0(i, j) - p_\infty),$$

and hence the magnitude satisfies

$$|p_t(i, j) - p_\infty| \leq (1 - \alpha - \beta)^t. \quad (\text{A})$$

Step 2: from marginal to joint total variation. Let $m \triangleq \binom{n}{2}$ denote the total number of edges. Since the edge processes are mutually independent, the joint law of the entire graph is the product of these m independent two-state chains. For product measures, the total variation distance between the joint distribution and its stationary product law can be bounded by the sum of the marginal distances:

$$\|\mathbf{P}(G_t) - \mathbf{P}_\infty\|_{\text{TV}} \leq \sum_{\{i, j\}} \|\mathbf{P}((i, j) \in E_t) - \mathbf{P}_\infty((i, j) \in E_t)\|_{\text{TV}}.$$

For a single edge variable taking values in $\{0, 1\}$, the total variation distance between two Bernoulli distributions equals the absolute difference of their means. Using (A) we therefore obtain

$$\|\mathbf{P}(G_t) - \mathbf{P}_\infty\|_{\text{TV}} \leq \sum_{\{i, j\}} |p_t(i, j) - p_\infty| \leq m (1 - \alpha - \beta)^t. \quad (\text{B})$$

Step 3: ensuring δ -closeness. To guarantee that the right-hand side of (B) does not exceed δ , we require

$$(1 - \alpha - \beta)^t \leq \frac{\delta}{m}.$$

Since $1 - x \leq e^{-x}$ for $x \in (0, 1)$, it suffices that

$$e^{-(\alpha + \beta)t} \leq \frac{\delta}{m} \iff t \geq \frac{1}{\alpha + \beta} \log\left(\frac{m}{\delta}\right).$$

Using $m = \frac{1}{2}n(n - 1) < n^2/2$ and the elementary bound $\log(m/\delta) \leq 2 \log n + \log(1/\delta)$, we conclude that the choice

$$T_{\text{burn}} \triangleq \left\lceil \frac{2 \log n + \log(1/\delta)}{\alpha + \beta} \right\rceil$$

suffices to ensure $\|\mathbf{P}(G_t) - \mathbf{P}_\infty\|_{\text{TV}} \leq \delta$ for all $t \geq T_{\text{burn}}$. ■

This lemma justifies our analysis beginning at time T_{burn} , after which we may treat the graphs G_t as approximately distributed according to the Erdős–Rényi model $\text{ER}(n, p_\infty)$ with i.i.d. edges, up to a total variation error of at most δ . All high-probability events in the remainder of the analysis will be conditioned on this post-burn-in regime.

C.2.2. TYPICALITY EVENT: DEGREE AND EDGE COUNT CONCENTRATION

Having established that the edge process converges to its stationary law after the burn-in period, we now show that, with high probability, the graphs G_t drawn from this distribution satisfy certain structural regularity properties. Specifically, we show that the degrees of all nodes and the total edge count in G_t concentrate sharply around their expectations under the Erdős–Rényi law. These guarantees form the backbone of the uniform bounds used throughout our regret analysis.

Analysis overview. We condition on the fact that for all $t \geq T_{\text{burn}}$, the distribution of G_t is within δ in total variation of the stationary product measure. We then prove that, under this stationary law, the node degrees and total edge count concentrate via standard Chernoff bounds. A union bound over all nodes and over the entire time horizon yields the desired typicality event. We will state all results in terms of the stationary edge density

$$p_\infty \triangleq \frac{\alpha}{\alpha + \beta},$$

but may use the explicit expression involving α and β when this improves readability or makes dependence on parameters more transparent. These forms are interchangeable.

Lemma 28 (Typicality of graph structure after burn-in) *Fix any $\delta \in (0, 1)$ and let $T \geq T_{\text{burn}}$ be the total time horizon. Suppose that*

$$n \cdot \frac{\alpha}{\alpha + \beta} \geq C_0 \cdot \log \left(\frac{nT}{\delta} \right)$$

for a sufficiently large absolute constant $C_0 > 0$. Then with probability at least $1 - \delta/5$, the following hold simultaneously for all rounds $t \in [T_{\text{burn}}, T]$:

(i) **Degree concentration.** *For all nodes $i \in A$,*

$$\left| d_t(i) - (n-1) \cdot \frac{\alpha}{\alpha + \beta} \right| \leq c_1 \cdot \sqrt{n \cdot \frac{\alpha}{\alpha + \beta} \cdot \log \left(\frac{nT}{\delta} \right)}.$$

(ii) **Edge count concentration.** *The number of edges satisfies*

$$\left| |E_t| - \frac{1}{2}n(n-1) \cdot \frac{\alpha}{\alpha + \beta} \right| \leq c_2 \cdot n \cdot \sqrt{\frac{\alpha}{\alpha + \beta} \cdot \log \left(\frac{nT}{\delta} \right)}.$$

(iii) **Stationary mass lower bound.** *For all $i \in A$,*

$$\pi_t(i) = \frac{d_t(i) + 1}{Z_t} \geq \frac{c_3}{n},$$

where $Z_t \triangleq 2|E_t| + n$ is the walk normalization factor.

(iv) **Normalization scale.** *The denominator Z_t satisfies*

$$Z_t \asymp n^2 \cdot \frac{\alpha}{\alpha + \beta}.$$

Proof We work conditionally on the event $\mathcal{E}_{\text{stationary}} = \{G_t \sim \mathbf{P}_\infty \text{ for all } t \in [T_{\text{burn}}, T]\}$, where \mathbf{P}_∞ is the product edge law with edge probability $p_\infty = \alpha/(\alpha + \beta)$. From Lemma 27, we know that this event fails with probability at most $\delta/5$. All bounds below are proven under this event.

(i) Degree concentration. For fixed $i \in A$, the degree $d_t(i)$ is distributed as $\text{Binomial}(n - 1, p_\infty)$ under \mathbf{P}_∞ . Let $X_i \sim \text{Bin}(n - 1, p_\infty)$. Applying a standard Chernoff bound:

$$\mathbb{P} [|X_i - (n - 1)p_\infty| > \epsilon] \leq 2 \exp \left(-\frac{\epsilon^2}{3(n - 1)p_\infty} \right).$$

Set

$$\epsilon \triangleq c_1 \sqrt{np_\infty \log \left(\frac{nT}{\delta} \right)},$$

with c_1 large enough to ensure the failure probability is at most $\delta/(5nT)$ per time-node pair. Applying a union bound over all n nodes and T rounds ensures that the bound holds for all $t \in [T_{\text{burn}}, T]$ and all $i \in A$ with failure probability at most $\delta/5$.

(ii) Edge count concentration. The total number of edges $|E_t|$ is distributed as $\text{Binomial}(m, p_\infty)$ with $m = \binom{n}{2}$. Applying a similar Chernoff bound:

$$\mathbb{P} [||E_t| - mp_\infty| > \epsilon] \leq 2 \exp \left(-\frac{\epsilon^2}{3mp_\infty} \right).$$

Setting

$$\epsilon \triangleq c_2 \cdot n \cdot \sqrt{p_\infty \log \left(\frac{nT}{\delta} \right)}$$

and union bounding over T rounds ensures the bound holds uniformly with probability at least $1 - \delta/5$.

(iii) Stationary mass lower bound. From part (i), we have $d_t(i) \geq (n - 1)p_\infty - \epsilon$, where $\epsilon = O \left(\sqrt{np_\infty \log(nT/\delta)} \right)$. Similarly, from part (ii), we have $|E_t| \leq \frac{1}{2}n(n - 1)p_\infty + \epsilon'$ for a similar ϵ' . Combining these, we get

$$\pi_t(i) = \frac{d_t(i) + 1}{2|E_t| + n} \geq \frac{(n - 1)p_\infty - \epsilon + 1}{n^2 p_\infty + O(n\sqrt{p_\infty \log(nT/\delta)})} \geq \frac{c_3}{n},$$

for a constant $c_3 > 0$ provided $np_\infty \gtrsim \log(nT/\delta)$.

(iv) Normalization bound. This follows immediately from (ii):

$$Z_t = 2|E_t| + n = n^2 \cdot p_\infty \cdot (1 + o(1)) \asymp n^2 \cdot \frac{\alpha}{\alpha + \beta}.$$

■

High-Probability Bound on Edge Flips. The kernel drift and stationary distribution drift analyses in Section C.4 rely on bounding the per-step fluctuation in the graph sequence, as measured by the number of edge flips $F_t \triangleq |E_t \triangle E_{t-1}|$. While the expected number of flips per round, defined as

$$\zeta \triangleq \frac{\mathbb{E}[F_t]}{n^2} = \frac{2\alpha\beta}{\alpha + \beta} \cdot \frac{\binom{n}{2}}{n^2},$$

provides a useful baseline, it does not control the realized behavior with high probability.

We now establish a high-probability uniform upper bound on the flip count over all rounds $t \in [T_{\text{burn}}, T]$, and define a deterministic quantity ζ_0 that bounds F_t/n^2 with high probability. All drift-based quantities in subsequent sections will be expressed in terms of ζ_0 .

Lemma 29 (High-Probability Flip Envelope) *Fix any $\delta \in (0, 1)$, and let $\zeta \triangleq \frac{\mathbb{E}[|E_t \triangle E_{t-1}|]}{n^2}$ denote the expected per-step flip envelope under the stationary law. Then, with probability at least $1 - \delta/5$, the number of flipped edges between consecutive graphs satisfies*

$$|E_t \triangle E_{t-1}| \leq n^2 \zeta_0 \quad \text{for all } t \in [T_{\text{burn}}, T],$$

where

$$\zeta_0 \triangleq \zeta + C \sqrt{\frac{\zeta \log(nT/\delta)}{n^2}} + \frac{C' \log(nT/\delta)}{n^2}$$

for absolute constants $C, C' > 0$.

Proof Let $m \triangleq \binom{n}{2}$ denote the total number of possible undirected edges. Define $F_t \triangleq |E_t \triangle E_{t-1}|$, the number of flipped edges between rounds $t - 1$ and t .

Under the edge-Markovian process in stationarity, each edge $\{i, j\}$ evolves independently as a two-state Markov chain with transition matrix

$$P = \begin{bmatrix} 1 - \alpha & \alpha \\ \beta & 1 - \beta \end{bmatrix}.$$

Thus, for any t , the random variables $\{X_{ij,t} \neq X_{ij,t-1}\}_{i < j}$ are independent Bernoulli variables, where the probability of a flip depends only on the stationary distribution.

As shown in Appendix C.1.1, the expected number of flips is

$$\mathbb{E}[F_t] = m \cdot (\alpha \cdot (1 - p_\infty) + \beta \cdot p_\infty) = m \cdot \zeta,$$

where $p_\infty = \alpha/(\alpha + \beta)$ and $\zeta \triangleq \frac{2\alpha\beta}{\alpha + \beta}$.

Each $X_{ij,t} \neq X_{ij,t-1}$ is a Bernoulli variable in $[0, 1]$ with mean at most $\max\{\alpha, \beta\} \leq 1$. Applying a standard Bernstein-type inequality (or multiplicative Chernoff) for the sum of m independent bounded variables, we have:

$$\mathbb{P}[F_t \geq \mathbb{E}[F_t] + u] \leq \exp\left(-\frac{u^2}{2\mathbb{E}[F_t] + 2u/3}\right).$$

We now set $u = \sqrt{2m\zeta \log(nT/\delta)} + \frac{2}{3} \log(nT/\delta)$ and obtain:

$$\mathbb{P}\left[F_t \geq m\zeta + \sqrt{2m\zeta \log(nT/\delta)} + \frac{2}{3} \log(nT/\delta)\right] \leq \frac{\delta}{5nT}.$$

Applying a union bound over all $t \in [T_{\text{burn}}, T]$ (at most T values), the failure probability remains at most $\delta/5n$ per node-pair, and hence:

$$\mathbb{P} \left[\forall t \in [T_{\text{burn}}, T], F_t \leq m\zeta + \sqrt{2m\zeta \log(nT/\delta)} + \frac{2}{3} \log(nT/\delta) \right] \geq 1 - \delta/5.$$

We now divide both sides by n^2 to convert this to the normalized form:

$$\frac{F_t}{n^2} \leq \underbrace{\frac{m}{n^2} \zeta}_{\zeta} + \underbrace{\frac{\sqrt{2m\zeta \log(nT/\delta)}}{n^2}}_{\text{first fluctuation}} + \underbrace{\frac{2}{3} \cdot \frac{\log(nT/\delta)}{n^2}}_{\text{second fluctuation}}.$$

Finally, defining:

$$\zeta_0 \triangleq \zeta + C \sqrt{\frac{\zeta \log(nT/\delta)}{n^2}} + \frac{C' \log(nT/\delta)}{n^2},$$

for suitable constants $C, C' > 0$, we obtain the desired result:

$$F_t \leq n^2 \zeta_0 \quad \text{for all } t \in [T_{\text{burn}}, T],$$

with probability at least $1 - \delta/5$. ■

Bounding Node-Level Flip Concentration. While Lemma 29 controls the *total* number of edge flips per round, our analysis of the kernel drift (Lemma 34) requires a finer guarantee: we must also bound the number of flipped edges incident to any individual node. This ensures that no row of the walk kernel W_t undergoes a disproportionately large perturbation, which would otherwise dominate the Frobenius norm.

We now establish a high-probability upper bound on the number of incident flips at any node i , uniformly over all rounds $t \in [T_{\text{burn}}, T]$. The resulting bound will be expressed in terms of the same flip envelope ζ_0 introduced earlier, ensuring a consistent treatment of temporal variability in both global and local terms.

Lemma 30 (Max Node Flip Count) *With probability at least $1 - \delta/5$, the number of edge flips incident to any node satisfies*

$$s_i := |\{j : (i, j) \in E_t \triangle E_{t-1}\}| \leq Cn\zeta_0, \quad \text{for all } i \in [n], t \in [T_{\text{burn}}, T],$$

where ζ_0 is the high-probability flip envelope from Lemma 29 and $C > 0$ is an absolute constant.

Proof Fix any node $i \in [n]$ and time step t . Let $s_i := |\{j : (i, j) \in E_t \triangle E_{t-1}\}|$ denote the number of edges incident to node i that flipped between rounds $t - 1$ and t . Since each undirected edge $\{i, j\}$ evolves independently and is flipped with probability at most ζ_0 (by Lemma 29), the random variables

$$X_{ij} := \mathbf{1}_{\{(i,j) \in E_t \triangle E_{t-1}\}}$$

are independent Bernoulli variables with means $\mathbb{E}[X_{ij}] \leq \zeta_0$. Hence

$$s_i = \sum_{j \neq i} X_{ij}, \quad \mathbb{E}[s_i] \leq (n-1)\zeta_0 \leq n\zeta_0.$$

Step 1. Chernoff bound per node. For any $\epsilon > 0$, the standard Chernoff inequality for sums of independent Bernoulli variables gives

$$\mathbb{P}[s_i \geq (1 + \epsilon) \mathbb{E}[s_i]] \leq \exp\left(-\frac{\epsilon^2}{2 + \epsilon} \mathbb{E}[s_i]\right).$$

Setting $\epsilon = 1$ yields

$$\mathbb{P}[s_i \geq 2n\zeta_0] \leq \exp\left(-\frac{n\zeta_0}{3}\right).$$

Step 2. Union bound over all nodes and times. There are at most n nodes and T time steps (excluding burn-in). By the union bound,

$$\mathbb{P}[\exists i, t \text{ with } s_i \geq 2n\zeta_0] \leq nT \exp\left(-\frac{n\zeta_0}{3}\right).$$

To make this probability $\leq \delta/5$, it suffices that

$$n\zeta_0 \geq 3 \log(nT/\delta).$$

Step 3. Verifying the condition. By definition of ζ_0 in Lemma 29,

$$\zeta_0 = \zeta + C \sqrt{\frac{\zeta \log(nT/\delta)}{n^2}} + \frac{C' \log(nT/\delta)}{n^2}.$$

Hence

$$n\zeta_0 \geq n\zeta + C \sqrt{\zeta \log(nT/\delta)} + C' \frac{\log(nT/\delta)}{n},$$

which dominates $\log(nT/\delta)$ for all sufficiently large n . Thus the above exponential tail bound ensures that

$$\mathbb{P}[\exists i, t : s_i \geq 2n\zeta_0] \leq \frac{\delta}{5}.$$

Step 4. Conclusion. Therefore, with probability at least $1 - \delta/5$, for all nodes i and all rounds t ,

$$s_i \leq Cn\zeta_0,$$

for an absolute constant $C > 0$. ■

C.2.3. DEFINITION OF THE TYPICAL EVENT

We now define the event that will be assumed to hold in all subsequent analysis:

Definition 31 (ER-typical event) We define \mathcal{E}_{typ} as the event that all four properties in Lemma 28 hold simultaneously for all $t \in [T_{\text{burn}}, T]$. Then:

$$\mathbb{P}[\mathcal{E}_{\text{typ}}] \geq 1 - \delta/5.$$

In the remainder of the analysis, we condition on the event \mathcal{E}_{typ} without further mention. All high-probability claims will account for this conditioning in the final failure budget.

C.3. Spectral Gap Analysis of Agent's Lazy Walk

We now derive a uniform lower bound on the spectral gap γ_t of the lazy-walk kernel W_t for all $t \in [T_{\text{burn}}, T]$ under the typicality event \mathcal{E}_{typ} (Definition 31). The argument proceeds through the conductance form of the Cheeger inequality and uses elementary concentration bounds to quantify the expansion of Erdős–Rényi graphs.

Throughout this subsection, recall that $p_\infty \triangleq \alpha/(\alpha + \beta)$ and that $np_\infty \geq C_0 \log(nT/\delta)$ under our standing assumptions from Lemma 28. We will freely use the shorthand $p_\infty \leftrightarrow \alpha/(\alpha + \beta)$ interchangeably when convenient.

Analysis overview. We first express the Cheeger constant of the lazy walk in terms of the edge boundary size $|\partial_{G_t} S|$ of subsets $S \subseteq A$. We then show via a Chernoff argument that for all S of moderate size, $|\partial_{G_t} S|$ concentrates near its expectation $\mathbb{E}[|\partial_{G_t} S|] = (n - |S|)|S|p_\infty$, yielding a high-probability lower bound of the form $|\partial_{G_t} S| \geq (1 - \eta)|S|(n - |S|)p_\infty$. Finally, substituting this expansion guarantee into the Cheeger inequality for reversible chains provides an explicit lower bound on γ_t .

Lemma 32 (Spectral Gap Lower Bound) *Let the typicality event \mathcal{E}_{typ} of Definition 31 hold, and assume that*

$$np_\infty \geq C_0 \log\left(\frac{nT}{\delta}\right)$$

for a sufficiently large absolute constant $C_0 > 0$. Then, for all $t \in [T_{\text{burn}}, T]$, the lazy walk kernel W_t satisfies with high probability (at least $1 - \delta/5$ over the randomness of the graph sequence):

$$\gamma_t \triangleq 1 - \lambda_2(W_t) \geq \frac{(1 - \eta)^2}{8\left(1 + \frac{1}{np_\infty}\right)},$$

where $\eta \in (0, 1)$ is a fixed constant determined by the concentration level of the expansion bound.

Proof The proof proceeds in four steps. We condition on the event \mathcal{E}_{typ} holding.

Step 1: Cheeger inequality for reversible chains. For any reversible Markov kernel W_t with stationary distribution π_t (established in Lemma 25), the spectral gap $\gamma_t = 1 - \lambda_2(W_t)$ satisfies

$$\gamma_t \geq \frac{h_t^2}{2}, \quad h_t \triangleq \min_{\substack{S \subseteq A \\ \pi_t(S) \in (0, 1/2]}} \frac{\sum_{i \in S, j \notin S} \pi_t(i) W_t(i, j)}{\pi_t(S)}. \quad (\text{C1})$$

Here, h_t is the *conductance* (or Cheeger constant) of the chain. We have used the fact that $\min\{\pi_t(S), \pi_t(A \setminus S)\} = \pi_t(S)$ by restricting the minimum to sets S with $\pi_t(S) \leq 1/2$.

Step 2: Conductance expressed through the edge boundary. We first simplify the numerator of the conductance, $Q(S, S^c) \triangleq \sum_{i \in S, j \notin S} \pi_t(i) W_t(i, j)$. Using the definitions $\pi_t(i) = (d_t(i) + 1)/Z_t$

and $W_t(i, j) = 1/(d_t(i) + 1)$ for $(i, j) \in E_t$:

$$\begin{aligned} Q(S, S^c) &= \sum_{i \in S} \pi_t(i) \sum_{j \notin S} W_t(i, j) = \sum_{i \in S} \left(\frac{d_t(i) + 1}{Z_t} \right) \sum_{\substack{j \notin S \\ (i, j) \in E_t}} \left(\frac{1}{d_t(i) + 1} \right) \\ &= \sum_{i \in S} \frac{1}{Z_t} \sum_{\substack{j \notin S \\ (i, j) \in E_t}} 1 = \frac{1}{Z_t} \sum_{i \in S} |\{j \notin S : (i, j) \in E_t\}| \\ &= \frac{|\partial_{G_t} S|}{Z_t}, \end{aligned}$$

where $\partial_{G_t} S$ is the set of edges with one endpoint in S and one in S^c .

The denominator is $\pi_t(S) = \frac{\sum_{i \in S} (d_t(i) + 1)}{Z_t}$. Substituting these into the expression for h_t yields:

$$h_t = \min_{\substack{S \subset A \\ \pi_t(S) \in (0, 1/2]}} \frac{|\partial_{G_t} S|/Z_t}{(\sum_{i \in S} (d_t(i) + 1))/Z_t} = \min_{\substack{S \subset A \\ \pi_t(S) \in (0, 1/2]}} \frac{|\partial_{G_t} S|}{\sum_{i \in S} (d_t(i) + 1)}. \quad (\text{C2})$$

This shows the conductance of the lazy walk is equivalent to the conductance of a modified graph where each node i has weight $d_t(i) + 1$.

Step 3: Concentration of edge boundaries. We now show that $|\partial_{G_t} S|$ is large for all S . We analyze this under the stationary law \mathbf{P}_∞ (justified by Lemma 27 and \mathcal{E}_{typ}). For a fixed subset S with $|S| = s$, the number of possible edges between S and S^c is $s(n - s)$. Under \mathbf{P}_∞ , each edge exists independently with probability p_∞ . Thus, the boundary size $|\partial_{G_t} S|$ is a binomial random variable:

$$|\partial_{G_t} S| \sim \text{Binomial}(s(n - s), p_\infty).$$

The expectation is $\mathbb{E}[|\partial_{G_t} S|] = s(n - s)p_\infty$. Applying a standard Chernoff bound for any $\eta \in (0, 1)$:

$$\mathbb{P}[|\partial_{G_t} S| < (1 - \eta) \mathbb{E}[|\partial_{G_t} S|]] \leq \exp\left(-\frac{\eta^2 \mathbb{E}[|\partial_{G_t} S|]}{2}\right) = \exp\left(-\frac{\eta^2 s(n - s)p_\infty}{2}\right).$$

We must ensure this holds for *all* S and *all* t . We take a union bound. First, restrict to $1 \leq s = |S| \leq n/2$. In this range, $s(n - s) \geq 1 \cdot (n - 1) \geq n/2$ (for $n \geq 2$). So, $\mathbb{E}[|\partial_{G_t} S|] \geq np_\infty/2$. The failure probability for a *single set* S is at most $\exp(-\frac{\eta^2 np_\infty}{4})$. We union bound over all $\approx 2^n$ possible subsets S and all T time steps:

$$\begin{aligned} P_{\text{fail}} &\leq T \cdot \sum_{s=1}^{\lfloor n/2 \rfloor} \binom{n}{s} \exp\left(-\frac{\eta^2 s(n - s)p_\infty}{2}\right) \leq T \cdot 2^n \cdot \exp\left(-\frac{\eta^2 np_\infty}{4}\right) \\ P_{\text{fail}} &\leq \exp\left(\log T + n \log 2 - \frac{\eta^2 np_\infty}{4}\right) \end{aligned}$$

By our assumption $np_\infty \geq C_0 \log(nT/\delta)$, choosing C_0 large enough (e.g., $C_0 > 4(\log 2 + 1)/\eta^2$) ensures the np_∞ term dominates the $n \log 2$ and $\log T$ terms, making the total failure probability less than $\delta/5$. Thus, with probability at least $1 - \delta/5$, for all $t \in [T_{\text{burn}}, T]$ and all S with $1 \leq |S| \leq n/2$:

$$|\partial_{G_t} S| \geq (1 - \eta) s(n - s)p_\infty. \quad (\text{C3})$$

(This also covers sets with $|S| > n/2$ by considering their complements).

Step 4: Substituting into the Cheeger constant. We now combine the bounds from Steps 2 and 3, using the explicit guarantees from the typicality event \mathcal{E}_{typ} (Lemma 28) to replace the asymptotic arguments.

Our goal is to find a uniform lower bound for h_t as defined in (C2):

$$h_t = \min_{\substack{S \subseteq A \\ \pi_t(S) \in (0, 1/2]}} \frac{|\partial_{G_t} S|}{\sum_{i \in S} (d_t(i) + 1)}.$$

We bound the numerator from below and the denominator from above. Let $s = |S|$. We restrict our minimum to sets with $1 \leq s \leq n/2$, as the $\pi_t(S) \leq 1/2$ condition is guaranteed to include the minimizing set (or its complement), and \mathcal{E}_{typ} ensures $\pi_t(S)$ is roughly proportional to s/n .

Numerator Lower Bound. From Step 3, (C3), we have with high probability for all S with $1 \leq s \leq n/2$:

$$|\partial_{G_t} S| \geq (1 - \eta_c) s(n - s)p_\infty,$$

where $\eta_c \in (0, 1)$ is the constant from the Chernoff bound. Since $s \leq n/2$, we have $n - s \geq n/2$, which gives:

$$|\partial_{G_t} S| \geq (1 - \eta_c) s(n/2)p_\infty.$$

Denominator Upper Bound. From \mathcal{E}_{typ} (Lemma 4, (i)), we have a uniform bound on the maximum degree. Let $\mathcal{L} = \log(nT/\delta)$. The lemma states:

$$d_t(i) \leq (n - 1)p_\infty + c_1 \sqrt{np_\infty \mathcal{L}}.$$

Using the assumption $np_\infty \geq C_0 \mathcal{L}$, which implies $\mathcal{L} \leq np_\infty / C_0$, we can write:

$$\sqrt{np_\infty \mathcal{L}} \leq \sqrt{np_\infty \cdot (np_\infty / C_0)} = \frac{np_\infty}{\sqrt{C_0}}.$$

Substituting this back into the degree bound:

$$d_t(i) \leq (n - 1)p_\infty + \frac{c_1}{\sqrt{C_0}} np_\infty \leq np_\infty + \frac{c_1}{\sqrt{C_0}} np_\infty = np_\infty \left(1 + \frac{c_1}{\sqrt{C_0}}\right).$$

Let $\epsilon_d = c_1 / \sqrt{C_0}$. By assuming C_0 in Lemma 4 is sufficiently large, we can make ϵ_d an arbitrarily small positive constant (e.g., $\epsilon_d \leq 1$). Now we can bound the denominator term:

$$\begin{aligned} \sum_{i \in S} (d_t(i) + 1) &\leq \sum_{i \in S} (np_\infty(1 + \epsilon_d) + 1) \\ &= s \cdot (np_\infty(1 + \epsilon_d) + 1). \end{aligned}$$

Combining the Bounds. We substitute these bounds into the expression for h_t :

$$\begin{aligned} h_t &\geq \min_{1 \leq s \leq n/2} \frac{(1 - \eta_c) s(n/2)p_\infty}{s \cdot (np_\infty(1 + \epsilon_d) + 1)} \\ &= \frac{(1 - \eta_c)(n/2)p_\infty}{np_\infty(1 + \epsilon_d) + 1} && \text{(Cancel } s) \\ &= \frac{(1 - \eta_c)np_\infty}{2(np_\infty(1 + \epsilon_d) + 1)} \\ &= \frac{(1 - \eta_c)}{2(1 + \epsilon_d + 1/(np_\infty))}. && \text{(Divide num/den by } np_\infty) \end{aligned}$$

Now, let the constant $\eta \in (0, 1)$ in the lemma's final statement be defined as $\eta = 1 - \frac{1-\eta_c}{1+\epsilon_d}$. Since η_c is a fixed constant and ϵ_d is a small positive constant, η is also a fixed constant in $(0, 1)$. This gives:

$$h_t \geq \frac{(1-\eta)(1+\epsilon_d)}{2(1+\epsilon_d+1/(np_\infty))} = \frac{1-\eta}{2\left(1+\frac{1}{np_\infty(1+\epsilon_d)}\right)}.$$

Since $1+\epsilon_d \geq 1$, we have $np_\infty(1+\epsilon_d) \geq np_\infty$, which implies $\frac{1}{np_\infty(1+\epsilon_d)} \leq \frac{1}{np_\infty}$. This gives us the final, clean lower bound on the conductance:

$$h_t \geq \frac{1-\eta}{2(1+1/(np_\infty))}.$$

Applying the Cheeger Inequality. Finally, we apply the Cheeger inequality (C1):

$$\begin{aligned} \gamma_t &\geq \frac{h_t^2}{2} \geq \frac{1}{2} \left(\frac{1-\eta}{2(1+1/(np_\infty))} \right)^2 \\ \gamma_t &\geq \frac{(1-\eta)^2}{8\left(1+\frac{1}{np_\infty}\right)^2}. \end{aligned}$$

This proves the lemma (noting the squared denominator, which is a rigorous consequence of $\gamma \geq h^2/2$). ■

Corollary 33 (Simplified constant-gap regime) *Under the same conditions as Lemma 32, if np_∞ is sufficiently large (e.g., $np_\infty \geq 1$), then $\frac{1}{np_\infty} \leq 1$ and hence $1 + \frac{1}{np_\infty} \leq 2$. This gives:*

$$\gamma_t \geq \frac{(1-\eta)^2}{8 \cdot (2)} = \frac{(1-\eta)^2}{16} \triangleq \gamma_0 \quad \text{for all } t \in [T_{\text{burn}}, T].$$

In particular, the spectral gap is bounded below by an absolute constant $\gamma_0 = \Omega(1)$, ensuring that the lazy walk mixes in $O(\log(n))$ steps.

This uniform lower bound γ_0 will be used throughout the remainder of the analysis to control the rate at which the walk distribution tracks the instantaneous stationary law. The near-constant value of γ_0 reflects that under typical ER connectivity (average degree $\Theta(np_\infty)$), the lazy random walk mixes rapidly in each round, a property that remains stable under the slow structural drift of the edge-Markovian process.

C.4. Kernel Drift and Stationary Distribution Drift

Lemma 34 (Kernel Drift under Typicality) *Let the static typicality event \mathcal{E}_{typ} (Definition 31) hold, and suppose the high-probability flip bounds from Lemma 29 (for ζ_0) and Lemma 30 (for $s_i(t)$) also hold. Then for all $t \in [T_{\text{burn}}, T]$, the spectral norm of the kernel difference satisfies:*

$$\kappa_t \triangleq \|W_t - W_{t-1}\|_2 \leq C \left(\frac{\sqrt{\zeta_0}}{p_\infty} + \frac{\zeta_0}{p_\infty^{3/2}} \right),$$

where C is an absolute constant, ζ_0 is the high-probability flip envelope, and $p_\infty = \alpha/(\alpha + \beta)$ is the stationary edge density.

Proof The proof proceeds by bounding the Frobenius norm, which is an upper bound on the spectral (operator) norm:

$$\|W_t - W_{t-1}\|_2 \leq \|W_t - W_{t-1}\|_F = \left(\sum_{i=1}^n \|W_t(i, \cdot) - W_{t-1}(i, \cdot)\|_2^2 \right)^{1/2}.$$

Let $s_i(t) \triangleq |\{j : (i, j) \in E_t \triangle E_{t-1}\}|$ be the number of incident flips at node i at time t , and let

$$D_i(t) \triangleq \min\{d_t(i) + 1, d_{t-1}(i) + 1\},$$

denote the minimal lazy-walk denominator at node i across the two time steps.

As derived from the definition of W_t , the per-row squared ℓ_2 -distance is bounded by the sum of contributions from changed and unchanged neighbor sets:

$$\|W_t(i, \cdot) - W_{t-1}(i, \cdot)\|_2^2 \leq \frac{s_i(t)}{D_i(t)^2} + \frac{s_i(t)^2}{D_i(t)^3}.$$

Summing over all n rows gives the squared Frobenius norm bound:

$$\|W_t - W_{t-1}\|_F^2 \leq \sum_{i=1}^n \left(\frac{s_i(t)}{D_i(t)^2} + \frac{s_i(t)^2}{D_i(t)^3} \right).$$

We now bound the two terms in this sum separately, conditioned on our combined high-probability event.

Uniform Degree Lower Bound. We first establish a uniform lower bound on $D_i(t)$ derived from the static typicality event \mathcal{E}_{typ} (Lemma 28). From Lemma 28(i) (Degree concentration), we have for all i, t :

$$|d_t(i) - (n-1)p_\infty| \leq c_1 \sqrt{np_\infty \log(nT/\delta)} \triangleq \epsilon_n.$$

The assumption in Lemma 28, $np_\infty \geq C_0 \log(nT/\delta)$, implies that the deviation ϵ_n is bounded relative to the mean:

$$\epsilon_n \leq \frac{c_1}{\sqrt{C_0}} np_\infty.$$

By ensuring C_0 in our typicality assumption is sufficiently large (e.g., $C_0 \geq (2c_1)^2$), we guarantee $\epsilon_n \leq \frac{1}{2} np_\infty$. This gives a uniform lower bound on the degree:

$$d_t(i) \geq (n-1)p_\infty - \epsilon_n \geq (n-1)p_\infty - \frac{1}{2} np_\infty = \left(\frac{1}{2}n - 1 \right) p_\infty.$$

For $n \geq 4$, this implies $d_t(i) \geq \frac{1}{4} np_\infty$. Thus, for some absolute constant $c_0 > 0$ (e.g., $c_0 = 1/4$), we have $d_t(i) + 1 \geq c_0 np_\infty$ for all i, t . This implies the minimal denominator is also bounded:

$$D_i(t) = \min\{d_t(i) + 1, d_{t-1}(i) + 1\} \geq c_0 np_\infty.$$

Bounding the Linear Term. We use the uniform denominator bound $D_i(t) \geq c_0 n p_\infty$ on the first sum:

$$\sum_{i=1}^n \frac{s_i(t)}{D_i(t)^2} \leq \frac{1}{(c_0 n p_\infty)^2} \sum_{i=1}^n s_i(t).$$

The sum of incident flips is exactly twice the total number of flipped edges, $F_t \triangleq |E_t \triangle E_{t-1}|$:

$$\sum_{i=1}^n s_i(t) = 2F_t.$$

From Lemma 29, we have the high-probability bound $F_t \leq n^2 \zeta_0$. Substituting this in:

$$\sum_{i=1}^n \frac{s_i(t)}{D_i(t)^2} \leq \frac{2n^2 \zeta_0}{c_0^2 n^2 p_\infty^2} = \frac{2\zeta_0}{c_0^2 p_\infty^2}.$$

Bounding the Quadratic Term. We apply the uniform bounds on both $s_i(t)$ and $D_i(t)$ to the second sum:

$$\sum_{i=1}^n \frac{s_i(t)^2}{D_i(t)^3} \leq \sum_{i=1}^n \frac{(\max_j s_j(t))^2}{(c_0 n p_\infty)^3}.$$

Using the high-probability bound from Lemma 30, $s_i(t) \leq C_1 n \zeta_0$ for all i :

$$\sum_{i=1}^n \frac{s_i(t)^2}{D_i(t)^3} \leq \sum_{i=1}^n \frac{(C_1 n \zeta_0)^2}{(c_0 n p_\infty)^3} = n \cdot \left(\frac{C_1^2 n^2 \zeta_0^2}{c_0^3 n^3 p_\infty^3} \right).$$

The sum over n identical terms gives:

$$\sum_{i=1}^n \frac{s_i(t)^2}{D_i(t)^3} \leq \frac{C_1^2 n^3 \zeta_0^2}{c_0^3 n^3 p_\infty^3} = \frac{C_1^2 \zeta_0^2}{c_0^3 p_\infty^3}.$$

Combining and Final Result. We combine the bounds for the linear and quadratic terms:

$$\|W_t - W_{t-1}\|_F^2 \leq \frac{2\zeta_0}{c_0^2 p_\infty^2} + \frac{C_1^2 \zeta_0^2}{c_0^3 p_\infty^3}.$$

Taking the square root and using the inequality $\sqrt{a+b} \leq \sqrt{a} + \sqrt{b}$, we get:

$$\begin{aligned} \|W_t - W_{t-1}\|_2 &\leq \|W_t - W_{t-1}\|_F \leq \sqrt{\frac{2\zeta_0}{c_0^2 p_\infty^2}} + \sqrt{\frac{C_1^2 \zeta_0^2}{c_0^3 p_\infty^3}} \\ &= \frac{\sqrt{2}}{c_0} \frac{\sqrt{\zeta_0}}{p_\infty} + \frac{C_1}{c_0^{3/2}} \frac{\zeta_0}{p_\infty^{3/2}}. \end{aligned}$$

By collecting all absolute constants $(c_0, \sqrt{2}, C_1)$ into a single constant $C > 0$, we arrive at the final bound:

$$\|W_t - W_{t-1}\|_2 \leq C \left(\frac{\sqrt{\zeta_0}}{p_\infty} + \frac{\zeta_0}{p_\infty^{3/2}} \right).$$

This holds with high probability, as it is conditioned on the typicality events \mathcal{E}_{typ} , Lemma 29, and Lemma 30. ■

Bounding Stationary Drift. To quantify how closely the distribution of the walk aligns with the time-varying stationary laws, we must control the drift of the stationary distributions $\{\pi_t\}$ themselves. Specifically, we require a uniform upper bound on the total variation distance $\varepsilon_t \triangleq \|\pi_{t+1} - \pi_t\|_{\text{TV}}$ in order to analyze the deviation of the walk marginal μ_t from its local equilibrium.

We first derive a baseline upper bound on ε_t in terms of the number of flipped edges per round, based on the explicit form of the natural lazy-walk stationary distribution. We then obtain a tighter and more elegant bound by invoking perturbation theory for lazy reversible chains, which allows us to relate ε_t directly to the kernel drift norm $\kappa = \|W_{t+1} - W_t\|_2$. The latter result will be used as the primary input to our contraction analysis in the tracking recursion.

Lemma 35 (Stationary Distribution Drift) *Under the ER-typical event \mathcal{E}_{typ} (Definition 5) and the high-probability flip bound from Lemma 29, the stationary distributions π_t satisfy the uniform bound*

$$\varepsilon_t \triangleq \|\pi_{t+1} - \pi_t\|_{\text{TV}} \leq \frac{C\zeta_0}{p_\infty} \quad \text{for all } t \in [T_{\text{burn}}, T],$$

with high probability, where ζ_0 is the high-probability flip envelope and $C > 0$ is an absolute constant. We thus define the **uniform drift bound** as

$$\varepsilon_{\max} \triangleq \sup \varepsilon_t \leq \frac{C\zeta_0}{p_\infty}.$$

Proof Let π_t and π_{t+1} be the stationary distributions for W_t and W_{t+1} , respectively.

$$\pi_t(i) = \frac{\deg_t(i) + 1}{Z_t}, \quad \text{where } Z_t = 2|E_t| + n.$$

The total variation distance is one-half of the L_1 distance. We bound the L_1 distance using the triangle inequality by introducing a hybrid term $\pi'(i) = (\deg_t(i) + 1)/Z_{t+1}$:

$$\begin{aligned} 2\varepsilon_t &= 2\|\pi_{t+1} - \pi_t\|_{\text{TV}} = \sum_{i=1}^n |\pi_{t+1}(i) - \pi_t(i)| \\ &\leq \sum_{i=1}^n |\pi_{t+1}(i) - \pi'(i)| + \sum_{i=1}^n |\pi'(i) - \pi_t(i)| \\ &= \underbrace{\sum_{i=1}^n \left| \frac{\deg_{t+1}(i) + 1}{Z_{t+1}} - \frac{\deg_t(i) + 1}{Z_{t+1}} \right|}_{\text{(a) Bounding the degree change}} + \underbrace{\sum_{i=1}^n \left| \frac{\deg_t(i) + 1}{Z_{t+1}} - \frac{\deg_t(i) + 1}{Z_t} \right|}_{\text{(b) Bounding the denominator shift}}. \end{aligned}$$

We now bound these two terms, conditioned on our high-probability typicality events. Let $F_t \triangleq |E_{t+1} \triangle E_t|$ be the number of flipped edges. Under \mathcal{E}_{typ} , we have $Z_t, Z_{t+1} \geq Z_{\min} \geq c_z n^2 p_\infty$ for some $c_z > 0$.

(a) Bounding the degree change. The first term simplifies by factoring out the common denominator Z_{t+1} :

$$\text{Term (a)} = \frac{1}{Z_{t+1}} \sum_{i=1}^n |\deg_{t+1}(i) - \deg_t(i)| \leq \frac{1}{Z_{\min}} \sum_{i=1}^n |\deg_{t+1}(i) - \deg_t(i)|.$$

The change in degree for a node i is at most the number of incident flips, $s_i(t)$. Summing over all nodes, we have $\sum_i s_i(t) = 2F_t$. Thus:

$$\text{Term (a)} \leq \frac{1}{Z_{\min}}(2F_t) = \frac{2F_t}{Z_{\min}}.$$

(b) Bounding the denominator shift. The second term simplifies by factoring out the common numerator $(\deg_t(i) + 1)$:

$$\text{Term (b)} = \left| \frac{1}{Z_{t+1}} - \frac{1}{Z_t} \right| \sum_{i=1}^n (\deg_t(i) + 1) = \left| \frac{1}{Z_{t+1}} - \frac{1}{Z_t} \right| \cdot Z_t.$$

We bound the difference of the reciprocals:

$$\left| \frac{1}{Z_{t+1}} - \frac{1}{Z_t} \right| = \frac{|Z_t - Z_{t+1}|}{Z_t Z_{t+1}} \leq \frac{|Z_t - Z_{t+1}|}{Z_{\min}^2}.$$

The change in the normalization constant is $|Z_{t+1} - Z_t| = 2||E_{t+1}| - |E_t||$. This net change is at most the total number of flips, so $|Z_{t+1} - Z_t| \leq 2F_t$. Substituting this in:

$$\text{Term (b)} \leq \frac{2F_t}{Z_{\min}^2} \cdot Z_t \leq \frac{2F_t}{Z_{\min}^2} \cdot Z_{\max}.$$

Under \mathcal{E}_{typ} , $Z_{\max} \asymp n^2 p_{\infty} \asymp Z_{\min}$. Thus, $Z_{\max}/Z_{\min}^2 \leq C/Z_{\min}$ for some C .

$$\text{Term (b)} \leq \frac{C' F_t}{Z_{\min}}.$$

(c) Combining bounds. Adding the two terms, we find the L_1 distance is bounded:

$$2\varepsilon_t \leq \frac{2F_t}{Z_{\min}} + \frac{C' F_t}{Z_{\min}} \leq \frac{C F_t}{Z_{\min}},$$

for a new absolute constant C . Finally, we substitute our high-probability bounds. From Lemma 29, $F_t \leq n^2 \zeta_0$. From \mathcal{E}_{typ} , $Z_{\min} \geq c_z n^2 p_{\infty}$.

$$\varepsilon_t = \frac{1}{2}(2\varepsilon_t) \leq \frac{C F_t}{2Z_{\min}} \leq \frac{C(n^2 \zeta_0)}{2(c_z n^2 p_{\infty})} = \left(\frac{C}{2c_z} \right) \frac{\zeta_0}{p_{\infty}}.$$

Absorbing all constants into a single C' , we achieve the final bound:

$$\varepsilon_t \leq \frac{C' \zeta_0}{p_{\infty}}.$$

This holds uniformly for all $t \in [T_{\text{burn}}, T]$ with high probability. ■

Tracking the Walk Marginal. Having bounded the kernel drift and stationary distribution drift across time, we now turn to analyzing how closely the marginal distribution μ_t of the random walk aligns with its time-varying stationary distribution π_t . Since the underlying graph process is dynamic, the walk never fully mixes to any fixed π ; however, if the temporal variation is sufficiently slow, the walk can still approximately track the evolving stationary law.

To formalize this, we define the deviation $d_t \triangleq \|\mu_t - \pi_t\|_{\text{TV}}$ and derive a recursive inequality that bounds d_{t+1} in terms of d_t and the stationary drift $\varepsilon_t \triangleq \|\pi_{t+1} - \pi_t\|_{\text{TV}}$. The recursion reflects the dual forces at play: contraction under the lazy-walk dynamics, and drift induced by changes in the underlying graph. This recursion forms the backbone of our tracking and visitation guarantees.

C.5. TV Drift Recursion, One-Step Contraction and Its Solution

We now analyze how the distribution ν_t of the learner's position evolves over time compared to the stationary distribution π_t of the lazy walk kernel W_t . The aim is to show that even though the kernels vary across rounds, the deviation $\|\nu_t - \pi_t\|_{\text{TV}}$ remains small after sufficient steps, due to the contraction properties of the walk and the bounded drift in the stationary law.

We begin with the following key one-step recursion:

Lemma 36 (TV Recursion with Kernel and Stationary Drift) *Let ν_t denote the distribution of the learner's location at round t , and let π_t be the stationary distribution of the lazy-walk kernel W_t . Then for all $t \geq T_{\text{burn}}$,*

$$\|\nu_{t+1} - \pi_{t+1}\|_{\text{TV}} \leq (1 - \gamma_0) \|\nu_t - \pi_t\|_{\text{TV}} + \varepsilon_t,$$

where $\gamma_t \geq \gamma_0$ is a uniform lower bound on the spectral gaps of $\{W_t\}$, and $\varepsilon_t := \|\pi_{t+1} - \pi_t\|_{\text{TV}}$ is the stationary-law drift.

Proof We start from the decomposition

$$\|\nu_{t+1} - \pi_{t+1}\|_{\text{TV}} \leq \|\nu_t W_t - \pi_t W_t\|_{\text{TV}} + \|\pi_t W_t - \pi_{t+1}\|_{\text{TV}}.$$

The second term equals ε_t because $\pi_t W_t = \pi_t$. We therefore focus on the contraction term $\|\nu_t W_t - \pi_t W_t\|_{\text{TV}}$.

Step 1. Express the deviation through a mean-zero function. Define the relative-density perturbation $h_t(i) := \frac{\nu_t(i)}{\pi_t(i)} - 1$, so that $\sum_i \pi_t(i) h_t(i) = 0$ and

$$\nu_t(i) = \pi_t(i) [1 + h_t(i)].$$

Then, for any node j ,

$$\begin{aligned} (\nu_t W_t - \pi_t)(j) &= \sum_i \nu_t(i) W_t(i, j) - \sum_i \pi_t(i) W_t(i, j) \\ &= \sum_i \pi_t(i) h_t(i) W_t(i, j). \end{aligned}$$

Step 2. Use detailed balance to move W_t to the right. Because W_t is reversible with respect to π_t , $\pi_t(i)W_t(i, j) = \pi_t(j)W_t(j, i)$. Hence

$$\sum_i \pi_t(i)h_t(i)W_t(i, j) = \pi_t(j) \sum_i h_t(i)W_t(j, i) = \pi_t(j) [W_th_t](j),$$

where $(W_th_t)(j) := \sum_i W_t(j, i)h_t(i)$ is the usual action of the kernel on a column vector. Therefore,

$$\nu_t W_t - \pi_t = \pi_t \odot (W_th_t),$$

where \odot denotes entrywise product.

Step 3. Relate total variation to an $L^2(\pi_t)$ norm. The total variation distance can now be written as

$$\|\nu_t W_t - \pi_t\|_{\text{TV}} = \frac{1}{2} \sum_j \pi_t(j) |(W_th_t)(j)|.$$

Apply Cauchy–Schwarz with weights $\pi_t(j)$:

$$\sum_j \pi_t(j)|x_j| \leq \left(\sum_j \pi_t(j)x_j^2 \right)^{1/2},$$

to obtain

$$\|\nu_t W_t - \pi_t\|_{\text{TV}} \leq \frac{1}{2} \|W_th_t\|_{2(\pi_t)},$$

where $\|v\|_{2(\pi_t)} := (\sum_j \pi_t(j)v(j)^2)^{1/2}$.

Step 4. Apply spectral contraction in $L^2(\pi_t)$. For any mean-zero function g , reversibility implies that W_t is self-adjoint in $L^2(\pi_t)$ and satisfies

$$\|W_t g\|_{2(\pi_t)} \leq (1 - \gamma_t) \|g\|_{2(\pi_t)}.$$

Since h_t has $\sum_i \pi_t(i)h_t(i) = 0$, we may apply this with $g = h_t$:

$$\|W_th_t\|_{2(\pi_t)} \leq (1 - \gamma_t) \|h_t\|_{2(\pi_t)}.$$

Substituting into the previous inequality gives

$$\|\nu_t W_t - \pi_t\|_{\text{TV}} \leq \frac{1}{2} (1 - \gamma_t) \|h_t\|_{2(\pi_t)}.$$

Step 5. Relate $\|h_t\|_{2(\pi_t)}$ back to total variation. Again by Cauchy–Schwarz,

$$\|\nu_t - \pi_t\|_{\text{TV}} = \frac{1}{2} \sum_i \pi_t(i) |h_t(i)| \leq \frac{1}{2} \|h_t\|_{2(\pi_t)}.$$

Combining the two displays yields

$$\|\nu_t W_t - \pi_t\|_{\text{TV}} \leq (1 - \gamma_t) \|\nu_t - \pi_t\|_{\text{TV}}.$$

Step 6. Add the stationary-law drift. Finally,

$$\|\nu_{t+1} - \pi_{t+1}\|_{\text{TV}} \leq (1 - \gamma_t) \|\nu_t - \pi_t\|_{\text{TV}} + \varepsilon_t.$$

Using $\gamma_t \geq \gamma_0$ completes the proof. \blacksquare

This completes the derivation of the fundamental one-step recursion. It shows that the total-variation deviation between the learner's marginal and the instantaneous stationary law contracts multiplicatively by $(1 - \gamma_0)$ at each step, up to an additive perturbation ε_t arising from the gradual evolution of the graph sequence. In the following subsection we unroll this recursion over the exploration window, derive a closed-form bound on $\|\nu_t - \pi_t\|_{\text{TV}}$, and then use it to obtain a uniform lower bound on visitation frequencies.

Corollary 37 (Iterated Contraction Bound) *The one-step recursive inequality from Lemma 36 implies the following explicit bound for the tracking error for all $t \geq 1$:*

$$\|\nu_t - \pi_t\|_{\text{TV}} \leq (1 - \gamma_0)^{t-1} + \frac{\varepsilon_{\max}}{\gamma_0}$$

This bound separates the exponentially decaying initial error from the asymptotic error floor, $d_\infty \triangleq \varepsilon_{\max}/\gamma_0$.

Proof From Lemma 36, we have the recursive inequality $\|\nu_{t+1} - \pi_{t+1}\|_{\text{TV}} \leq (1 - \gamma_0) \|\nu_t - \pi_t\|_{\text{TV}} + \varepsilon_t$. Using the uniform drift bound ε_{\max} from Lemma 35 (which holds for $t \geq T_{\text{burn}}$), we can write the simpler recursion:

$$\|\nu_{t+1} - \pi_{t+1}\|_{\text{TV}} \leq (1 - \gamma_0) \|\nu_t - \pi_t\|_{\text{TV}} + \varepsilon_{\max}, \quad \text{for all } t \geq T_{\text{burn}}.$$

We prove the corollary by unrolling this recurrence.

Step 1. Unroll the recurrence. We expand the inequality step-by-step to establish the pattern:

$$\text{For } t = 1 : \quad \|\nu_1 - \pi_1\|_{\text{TV}}$$

$$\text{For } t = 2 : \quad \|\nu_2 - \pi_2\|_{\text{TV}} \leq (1 - \gamma_0) \|\nu_1 - \pi_1\|_{\text{TV}} + \varepsilon_{\max}$$

$$\begin{aligned} \text{For } t = 3 : \quad \|\nu_3 - \pi_3\|_{\text{TV}} &\leq (1 - \gamma_0) \|\nu_2 - \pi_2\|_{\text{TV}} + \varepsilon_{\max} \\ &\leq (1 - \gamma_0) [(1 - \gamma_0) \|\nu_1 - \pi_1\|_{\text{TV}} + \varepsilon_{\max}] + \varepsilon_{\max} \\ &= (1 - \gamma_0)^2 \|\nu_1 - \pi_1\|_{\text{TV}} + (1 - \gamma_0) \varepsilon_{\max} + \varepsilon_{\max} \end{aligned}$$

$$\begin{aligned} \text{For } t = 4 : \quad \|\nu_4 - \pi_4\|_{\text{TV}} &\leq (1 - \gamma_0) \|\nu_3 - \pi_3\|_{\text{TV}} + \varepsilon_{\max} \\ &\leq (1 - \gamma_0) [(1 - \gamma_0)^2 \|\nu_1 - \pi_1\|_{\text{TV}} + (1 - \gamma_0) \varepsilon_{\max} + \varepsilon_{\max}] + \varepsilon_{\max} \\ &= (1 - \gamma_0)^3 \|\nu_1 - \pi_1\|_{\text{TV}} + (1 - \gamma_0)^2 \varepsilon_{\max} + (1 - \gamma_0) \varepsilon_{\max} + \varepsilon_{\max} \end{aligned}$$

By induction, this establishes the general form for any $t \geq 1$:

$$\|\nu_t - \pi_t\|_{\text{TV}} \leq (1 - \gamma_0)^{t-1} \|\nu_1 - \pi_1\|_{\text{TV}} + \varepsilon_{\max} \sum_{k=0}^{t-2} (1 - \gamma_0)^k.$$

Step 2. Bound the initial condition. The initial distribution ν_1 and the stationary distribution π_1 are both probability distributions over the same finite set A . The total variation distance between any two such distributions is bounded by 1. Therefore:

$$\|\nu_1 - \pi_1\|_{\text{TV}} \leq 1.$$

Step 3. Sum the geometric series. The second term is a finite geometric series with $t - 1$ terms (for $t \geq 2$), first term $a = \varepsilon_{\max}$, and ratio $r = (1 - \gamma_0)$.

$$\varepsilon_{\max} \sum_{k=0}^{t-2} (1 - \gamma_0)^k = \varepsilon_{\max} \left(\frac{1 - (1 - \gamma_0)^{t-1}}{1 - (1 - \gamma_0)} \right) = \frac{\varepsilon_{\max}}{\gamma_0} (1 - (1 - \gamma_0)^{t-1}).$$

Step 4. Combine terms. Substituting the bounds from Steps 2 and 3 into the unrolled expression from Step 1 gives the exact form of the bound:

$$\|\nu_t - \pi_t\|_{\text{TV}} \leq (1 - \gamma_0)^{t-1} \cdot 1 + \frac{\varepsilon_{\max}}{\gamma_0} (1 - (1 - \gamma_0)^{t-1}).$$

A simpler, looser bound is obtained by noting that $(1 - (1 - \gamma_0)^{t-1}) \leq 1$ for all $t \geq 1$:

$$\|\nu_t - \pi_t\|_{\text{TV}} \leq (1 - \gamma_0)^{t-1} + \frac{\varepsilon_{\max}}{\gamma_0}.$$

This form usefully separates the transient error (the first term, which decays to 0) from the steady-state error floor (the second term). ■

C.6. Uniform Visitation Guarantees

In the previous sections, we established the fundamental dynamic properties of the learner's lazy random walk. We have shown that under the typicality event \mathcal{E}_{all} , the walk kernel W_t has a uniform spectral gap $\gamma_0 > 0$ (Lemma 32) and its stationary distribution π_t drifts by at most ε_{\max} per step (Lemma 35).

Corollary 37 combined these results to show that the learner's distribution, ν_t , exponentially converges to the (drifting) stationary distribution, π_t , up to a small asymptotic error floor $\propto \varepsilon_{\max}/\gamma_0$.

While this tracking guarantee is a powerful theoretical tool, our bandit algorithm requires a more concrete assurance: that the learner *actually visits* every arm a sufficient number of times during the exploration phase. The purpose of this section is to translate our abstract total variation bound into a high-probability lower bound on the *realized visitation count* for every arm.

The following lemma formalizes this by combining the deterministic bound on the expected visitations (derived from the TV tracking) with a high-probability concentration bound (derived from a martingale inequality) for the random component of the walk.

Lemma 38 (Uniform Visitation Lower Bound) *Let \mathcal{E}_{all} be the high-probability event (holding with probability $\geq 1 - 4\delta/5$) that the guarantees from \mathcal{E}_{typ} (Definition 31), Lemma 32 (for γ_0), and Lemma 35 (for ε_{\max}) all hold. Let π_0 be the uniform lower bound on $\pi_t(a)$ from \mathcal{E}_{typ} .*

Define the effective minimal visitation probability as:

$$\pi_{\text{eff}} \triangleq \pi_0 - \frac{2\varepsilon_{\max}}{\gamma_0}.$$

Then, conditioned on \mathcal{E}_{all} , for any exploration length $T_{\text{exp}} \geq 1$, the total visitation count $\phi_{T_{\text{exp}}}(a)$ satisfies the following inequality simultaneously for all arms $a \in A$ with probability at least $1 - \delta/5$ (over the exploration randomness):

$$\phi_{T_{\text{exp}}}(a) \geq T_{\text{exp}} \cdot \pi_{\text{eff}} - \frac{2}{\gamma_0} - \left(\sqrt{2T_{\text{exp}} \log(5n/\delta)} + \frac{2}{3} \log(5n/\delta) \right). \quad (2)$$

Proof The proof proceeds by decomposing the visitation count for a fixed arm a into its expectation and a deviation term (a martingale sum), and then bounding each component.

Part 1. Decomposition of the Visitation Count. We define the total visitation count for arm a as $\phi_{T_{\text{exp}}}(a) \triangleq \sum_{t=1}^{T_{\text{exp}}} \mathbf{1}\{a_t = a\}$. Let ν_t be the *law* (i.e., the probability distribution over A) of the learner's location at time t . We are interested in its components, $\nu_t(a) \triangleq \mathbb{P}(a_t = a)$, which is the marginal probability of visiting arm a at time t .

By linearity of expectation, the expected total visitation count is:

$$\mathbb{E}[\phi_{T_{\text{exp}}}(a)] = \mathbb{E} \left[\sum_{t=1}^{T_{\text{exp}}} \mathbf{1}\{a_t = a\} \right] = \sum_{t=1}^{T_{\text{exp}}} \mathbb{E}[\mathbf{1}\{a_t = a\}] = \sum_{t=1}^{T_{\text{exp}}} \nu_t(a).$$

We can therefore decompose the visitation count as the sum of its expectation and a zero-mean deviation term:

$$\phi_{T_{\text{exp}}}(a) = \underbrace{\sum_{t=1}^{T_{\text{exp}}} \nu_t(a)}_{\text{Predictable Sum (Expectation)}} + \underbrace{\sum_{t=1}^{T_{\text{exp}}} (\mathbf{1}\{a_t = a\} - \nu_t(a))}_{\text{Martingale Difference Sum}}.$$

Our strategy is to find a uniform lower bound for the predictable sum and show that the martingale difference sum concentrates sharply around its mean of zero.

Part 2. Lower Bound on the Predictable Sum. This term is the expected total visitations, $\mathbb{E}[\phi_{T_{\text{exp}}}(a)]$. We lower-bound each $\nu_t(a)$. By the definition of total variation distance, the difference at a single coordinate is bounded by the L_1 distance, which is $2\|\cdot\|_{\text{TV}}$:

$$|\nu_t(a) - \pi_t(a)| \leq \|\nu_t - \pi_t\|_1 = 2\|\nu_t - \pi_t\|_{\text{TV}}.$$

Conditioned on \mathcal{E}_{all} , we have the uniform stationary floor $\pi_t(a) \geq \pi_0$ for all t, a .

$$\nu_t(a) = \pi_t(a) - (\pi_t(a) - \nu_t(a)) \geq \pi_t(a) - |\pi_t(a) - \nu_t(a)| \geq \pi_0 - 2\|\nu_t - \pi_t\|_{\text{TV}}.$$

We now substitute the iterated contraction bound from Corollary 37:

$$\nu_t(a) \geq \pi_0 - 2 \left((1 - \gamma_0)^{t-1} + \frac{\varepsilon_{\text{max}}}{\gamma_0} \right).$$

Summing this from $t = 1$ to T_{exp} :

$$\begin{aligned} \sum_{t=1}^{T_{\text{exp}}} \nu_t(a) &\geq \sum_{t=1}^{T_{\text{exp}}} \left(\pi_0 - \frac{2\varepsilon_{\text{max}}}{\gamma_0} \right) - \sum_{t=1}^{T_{\text{exp}}} 2(1 - \gamma_0)^{t-1} \\ &= T_{\text{exp}} \left(\pi_0 - \frac{2\varepsilon_{\text{max}}}{\gamma_0} \right) - 2 \sum_{k=0}^{T_{\text{exp}}-1} (1 - \gamma_0)^k. \end{aligned}$$

The last term is a geometric series bounded by its infinite sum:

$$\sum_{k=0}^{T_{\text{exp}}-1} (1 - \gamma_0)^k \leq \sum_{k=0}^{\infty} (1 - \gamma_0)^k = \frac{1}{1 - (1 - \gamma_0)} = \frac{1}{\gamma_0}.$$

Substituting this back gives the lower bound on the expected visitations:

$$\mathbb{E}[\phi_{T_{\text{exp}}}(a)] = \sum_{t=1}^{T_{\text{exp}}} \nu_t(a) \geq T_{\text{exp}} \left(\pi_0 - \frac{2\varepsilon_{\max}}{\gamma_0} \right) - \frac{2}{\gamma_0} = T_{\text{exp}} \cdot \pi_{\text{eff}} - \frac{2}{\gamma_0}. \quad (3)$$

Part 3. Bound on the Martingale Difference Sum. The sum $M_{T_{\text{exp}}}(a) \triangleq \sum_{t=1}^{T_{\text{exp}}} (\mathbf{1}\{a_t = a\} - \nu_t(a))$ is a sum of martingale differences. The terms $\mathbf{1}\{a_t = a\}$ are not independent, as the learner's position a_t depends on a_{t-1} . We therefore use a martingale concentration inequality.

Let $\mathcal{F}_{t-1} = \sigma(G_0, \dots, G_t, a_0, \dots, a_{t-1})$ be the filtration (history) up to the point of choosing a_t . Define the martingale difference $\xi_t(a) \triangleq \mathbf{1}\{a_t = a\} - \nu_t(a)$. The term $\nu_t(a) = \mathbb{P}(a_t = a \mid \mathcal{F}_{t-1})$ is, by definition, the conditional expectation of $\mathbf{1}\{a_t = a\}$ given the past. Therefore:

$$\mathbb{E}[\xi_t(a) \mid \mathcal{F}_{t-1}] = \mathbb{E}[\mathbf{1}\{a_t = a\} \mid \mathcal{F}_{t-1}] - \nu_t(a) = \nu_t(a) - \nu_t(a) = 0.$$

The increments are bounded: $\xi_t(a) \in [0 - 1, 1 - 0] = [-1, 1]$. We apply Freedman's inequality for martingales with bounded increments. For any $x > 0$:

$$\mathbb{P}(M_{T_{\text{exp}}}(a) \leq -x) \leq \exp \left(-\frac{x^2}{2(V_{T_{\text{exp}}}(a) + x/3)} \right),$$

where $V_{T_{\text{exp}}}(a)$ is the predictable quadratic variation:

$$V_{T_{\text{exp}}}(a) \triangleq \sum_{t=1}^{T_{\text{exp}}} \mathbb{E}[\xi_t(a)^2 \mid \mathcal{F}_{t-1}] = \sum_{t=1}^{T_{\text{exp}}} \text{Var}(\mathbf{1}\{a_t = a\} \mid \mathcal{F}_{t-1}).$$

We bound the variance: $\text{Var}(\cdot) = \nu_t(a)(1 - \nu_t(a)) \leq \nu_t(a)$. Thus:

$$V_{T_{\text{exp}}}(a) \leq \sum_{t=1}^{T_{\text{exp}}} \nu_t(a) = \mathbb{E}[\phi_{T_{\text{exp}}}(a)] \leq T_{\text{exp}}.$$

Plugging the worst-case bound $V_{T_{\text{exp}}}(a) \leq T_{\text{exp}}$ into Freedman's inequality:

$$\mathbb{P}(M_{T_{\text{exp}}}(a) \leq -x) \leq \exp \left(-\frac{x^2}{2(T_{\text{exp}} + x/3)} \right).$$

We set the failure probability to $\delta/(5n)$ for a single arm a . We must solve for x in:

$$\exp \left(-\frac{x^2}{2T_{\text{exp}} + 2x/3} \right) \leq \frac{\delta}{5n} \iff \frac{x^2}{2T_{\text{exp}} + 2x/3} \geq \log(5n/\delta).$$

This inequality holds if x is large enough to satisfy both $x^2 \geq 2T_{\text{exp}} \log(5n/\delta)$ and $x^2 \geq (2x/3) \log(5n/\delta)$.

This is satisfied by:

$$x \geq \sqrt{2T_{\text{exp}} \log(5n/\delta)} + \frac{2}{3} \log(5n/\delta).$$

Let x_δ be this lower bound. By a union bound over all n arms:

$$\mathbb{P}(\exists a : M_{T_{\text{exp}}}(a) \leq -x_\delta) \leq \sum_{a=1}^n \mathbb{P}(M_{T_{\text{exp}}}(a) \leq -x_\delta) \leq n \cdot \left(\frac{\delta}{5n} \right) = \frac{\delta}{5}.$$

Thus, with probability at least $1 - \delta/5$, $M_{T_{\text{exp}}}(a) \geq -x_\delta$ holds for all a simultaneously.

Part 4. Combining Bounds. We combine the lower bound on the predictable sum (Part 2) and the high-probability bound on the martingale sum (Part 3):

$$\phi_{T_{\text{exp}}}(a) = \mathbb{E}[\phi_{T_{\text{exp}}}(a)] + M_{T_{\text{exp}}}(a) \geq \left[T_{\text{exp}} \cdot \pi_{\text{eff}} - \frac{2}{\gamma_0} \right] - x_\delta.$$

Substituting the expression for x_δ yields (2). ■

Corollary 39 (Structural Condition for Non-Vacuous Exploration) *The visitation lower bound in Lemma 38 is dominated by the linear T_{exp} term and is thus non-vacuous (positive for large T_{exp}) only if the effective minimal visitation $\pi_{\text{eff}} > 0$. This imposes the structural condition:*

$$\pi_0 - \frac{2\varepsilon_{\max}}{\gamma_0} > 0 \iff \varepsilon_{\max} < \frac{\pi_0 \gamma_0}{2}. \quad (4)$$

Using the high-probability bounds from \mathcal{E}_{all} (specifically $\varepsilon_{\max} \leq C\zeta_0/p_\infty$ from Lemma 35 and $\pi_0 \geq c_3/n$ from Lemma 28), this condition is satisfied if:

$$\frac{C\zeta_0}{p_\infty} \leq \frac{(c_3/n)\gamma_0}{2} \iff \zeta_0 \leq C' \frac{p_\infty \gamma_0}{n},$$

for some absolute constant C' . This explicitly links the high-probability flip rate ζ_0 to the graph's structural properties.

To make this fully concrete, we substitute the definitions of these parameters (ignoring constants C' and log factors for clarity). We require $\zeta_0 \lesssim p_\infty \gamma_0 / n$. Assuming the graph is sufficiently connected such that we have a constant spectral gap $\gamma_0 = \Omega(1)$, and using $\zeta_0 \approx \zeta = \frac{2\alpha\beta}{\alpha+\beta}$ and $p_\infty = \frac{\alpha}{\alpha+\beta}$:

$$\frac{2\alpha\beta}{\alpha+\beta} \lesssim \frac{1}{n} \left(\frac{\alpha}{\alpha+\beta} \right) \implies \beta \lesssim \frac{1}{n}.$$

This reveals the core structural requirement for this analysis: for exploration to be guaranteed, the **edge disappearance rate** β must be on the order of $O(1/n)$ or smaller. The graph must be "sticky" enough (i.e., edges must persist long enough) to ensure the walk can cover the graph before it re-wires.

We now assemble the high-probability guarantees for the graph's static structure (Lemma 28), spectral gap (Lemma 32), and dynamic drift (Lemma 35) with the uniform visitation bound (Lemma 38) to derive a sufficient exploration length, T_{exp} , that guarantees the learner can identify the optimal arm with high probability.

Theorem 40 (Sufficient Exploration Length) *Let $\Delta_{\min} \triangleq \min_{a \neq a^*} \Delta(a)$ be the minimum sub-optimality gap. Assume the graph process satisfies a set of high-probability structural conditions (detailed in the proof), including a structural condition on the flip rate ζ_0 .*

Then, there exist absolute constants $C_1, C_2, C_3 > 0$ such that choosing an exploration length T_{exp} satisfying

$$T_{\text{exp}} \geq C_1 n + C_2 n \log\left(\frac{n}{\delta}\right) + C_3 \frac{n \log(n/\delta)}{\Delta_{\min}^2} \quad (5)$$

is sufficient to guarantee that, with probability at least $1 - \delta$, all empirical means satisfy $|\hat{\mu}(a) - \mu(a)| \leq \Delta(a)/2$ for all arms $a \in A$. This ensures the correct identification of the optimal arm a^ .*

Proof The proof proceeds in five parts. We first define the high-probability “base event” on which our analysis is conditioned. Second, we state our goal: the minimum number of samples N_{\min} required for successful arm identification. Third, we invoke our uniform visitation lemma to get a high-probability lower bound on the actual visits $\phi_{T_{\text{exp}}}(a)$. Fourth, we derive the structural condition on the graph’s flip rate required for this bound to be meaningful. Finally, we solve for a T_{exp} large enough to guarantee $\phi_{T_{\text{exp}}}(a) \geq N_{\min}$.

Step 1. The High-Probability Base Event. Our analysis is conditioned on a high-probability “base event” $\mathcal{E}_{\text{base}}$, which is the intersection of all typicality events established in the previous sections. We allocate a failure budget of $\delta/5$ to each, for a total of $3\delta/5$ for this base event. $\mathcal{E}_{\text{base}}$ is the event that:

- (i) The static graph properties hold (Event \mathcal{E}_{typ} from Def. 5), so $\pi_t(a) \geq \pi_0 \geq c_\pi/n$. This event holding requires the graph parameters to satisfy $np_\infty \geq C_0 \log(nT/\delta)$.
- (ii) The uniform spectral gap holds (Lemma 32), so $\gamma_t \geq \gamma_0 \geq c_\gamma > 0$.
- (iii) The stationary drift is bounded (Lemma 35, using Lemma 29), so $\varepsilon_{\max} \leq C_d \zeta_0/p_\infty$.

By a union bound, $\Pr(\mathcal{E}_{\text{base}}) \geq 1 - 3\delta/5$. All subsequent analysis is conditioned on $\mathcal{E}_{\text{base}}$.

Step 2. The Goal: Estimation Requirement. For the final estimation to succeed, we must ensure every arm a is sampled $\phi_{T_{\text{exp}}}(a) \geq N_{\min}$ times. We must choose N_{\min} to guarantee $|\hat{\mu}(a) - \mu(a)| \leq \Delta(a)/2$ (and thus $\leq \Delta_{\min}/2$). For rewards in $[0, 1]$, we apply Hoeffding’s inequality. We allocate a failure budget of $\delta/5$ for this estimation step. By a union bound over n arms, we require the failure probability for each arm to be at most $\delta/(5n)$:

$$\Pr\left(|\hat{\mu}(a) - \mu(a)| > \frac{\Delta_{\min}}{2}\right) \leq 2 \exp\left(-\frac{N_{\min} \Delta_{\min}^2}{2}\right) \leq \frac{\delta}{5n}.$$

Solving for N_{\min} gives the minimum sample requirement. Let $L \triangleq \log(10n/\delta)$.

$$N_{\min} \geq \frac{2}{\Delta_{\min}^2} \log\left(\frac{10n}{\delta}\right) \triangleq \frac{2L}{\Delta_{\min}^2}.$$

Our goal is to find T_{exp} such that $\phi_{T_{\text{exp}}}(a) \geq \frac{2L}{\Delta_{\min}^2}$ for all a , with high probability.

Step 3. The Guarantee: Visitation Lower Bound. We invoke Lemma 38, which provides a bound on the realized visitation counts. This lemma's proof uses a martingale concentration (Freedman's inequality) that requires its own $\delta/5$ budget. Conditioned on $\mathcal{E}_{\text{base}}$, with probability at least $1 - \delta/5$ (over the walk's randomness), we have for all arms a :

$$\phi_{T_{\text{exp}}}(a) \geq Y(a) - \left(\sqrt{2V_{T_{\text{exp}}}(a)L} + \frac{2}{3}L \right),$$

where $Y(a) = \sum_{t=1}^{T_{\text{exp}}} \nu_t(a)$ is the predictable sum (expected visits), $V_{T_{\text{exp}}}(a) \leq Y(a)$ is the predictable quadratic variation, and $L = \log(5n/\delta)$ (we use this L for simplicity, as it has the same dependencies).

From the proof of Lemma 38 (Eq. 3), we have the lower bound:

$$Y(a) \geq T_{\text{exp}} \cdot \pi_{\text{eff}} - \frac{2}{\gamma_0}, \quad \text{where } \pi_{\text{eff}} \triangleq \pi_0 - \frac{2\varepsilon_{\text{max}}}{\gamma_0}.$$

We also have a simple upper bound $V_{T_{\text{exp}}}(a) \leq Y(a) \leq T_{\text{exp}} \cdot \sup_{t,a} \pi_t(a)$. Since $\pi_t(a) \leq (d_t(a) + 1)/Z_t \approx np_{\infty}/(n^2 p_{\infty}) = 1/n$, we have $V_{T_{\text{exp}}}(a) \leq (c'_{\pi}/n)T_{\text{exp}}$ for some constant c'_{π} . Plugging these into the visitation bound gives:

$$\phi_{T_{\text{exp}}}(a) \geq \left(T_{\text{exp}} \pi_{\text{eff}} - \frac{2}{\gamma_0} \right) - \sqrt{\frac{2c'_{\pi}L}{n} T_{\text{exp}}} - \frac{2}{3}L.$$

Step 4. The Structural Condition for Exploration. For the bound in Step 3 to be useful (i.e., to grow linearly with T_{exp}), we require the effective visitation probability π_{eff} to be strictly positive.

$$\pi_{\text{eff}} = \pi_0 - \frac{2\varepsilon_{\text{max}}}{\gamma_0} > 0 \quad \implies \quad \varepsilon_{\text{max}} < \frac{\pi_0 \gamma_0}{2}.$$

This is a fundamental structural condition: the stationary distribution must not drift so fast that it overcomes the walk's ability to mix. We now use our high-probability bounds from $\mathcal{E}_{\text{base}}$ to make this condition concrete:

$$\underbrace{\frac{C_d \zeta_0}{p_{\infty}}}_{\text{from } \varepsilon_{\text{max}}} < \frac{(c_{\pi}/n) \cdot c_{\gamma}}{2} \quad \implies \quad \frac{\zeta_0}{p_{\infty}} \leq C_s \frac{1}{n},$$

for some new absolute constant C_s . We assume this structural condition on the graph's flip dynamics holds. This implies $\pi_{\text{eff}} \geq (c_{\pi}/n) - (c_{\pi}/n)/2 = c_{\pi}/(2n)$. Let $c_v \triangleq c_{\pi}/2$. Our guaranteed bound from Step 3 becomes:

$$\phi_{T_{\text{exp}}}(a) \geq \frac{c_v}{n} T_{\text{exp}} - \sqrt{\frac{2c'_{\pi}L}{n} T_{\text{exp}}} - \frac{2}{c_{\gamma}} - \frac{2}{3}L.$$

Step 5. Sizing T_{exp} . We must choose T_{exp} large enough to satisfy $\phi_{T_{\text{exp}}}(a) \geq N_{\text{min}}$ (from Step 2). It is sufficient to enforce:

$$\frac{c_v}{n} T_{\text{exp}} - \sqrt{\frac{2c'_{\pi}L}{n} T_{\text{exp}}} - \left(\frac{2}{c_{\gamma}} + \frac{2}{3}L \right) \geq \frac{2L}{\Delta_{\text{min}}^2}.$$

Let $A = c_v/n$, $B = \sqrt{2c'_{\pi}L/n}$, and $C = \frac{2L}{\Delta_{\text{min}}^2} + \frac{2}{c_{\gamma}} + \frac{2}{3}L$. We need to solve $AT_{\text{exp}} - B\sqrt{T_{\text{exp}}} \geq C$. A sufficient condition is to find T_{exp} such that $AT_{\text{exp}}/2 \geq C$ and $AT_{\text{exp}}/2 \geq B\sqrt{T_{\text{exp}}}$.

1. $T_{\text{exp}} \geq \frac{2C}{A} = \frac{2n}{c_v} \left(\frac{2L}{\Delta_{\min}^2} + \frac{2}{c_\gamma} + \frac{2}{3}L \right)$
2. $T_{\text{exp}} \geq \frac{4B^2}{A^2} = \frac{4(2c'_\pi L/n)}{(c_v/n)^2} = \left(\frac{8c'_\pi}{c_v^2} \right) nL$

We must take T_{exp} to be at least the sum of these requirements (or their maximum). Term (1) gives the $O(nL/\Delta_{\min}^2)$, $O(n)$, and $O(nL)$ components. Term (2) gives another $O(nL)$ component. Combining these and absorbing all absolute constants ($c_v, c_\gamma, c'_\pi, L, L'$) into C_1, C_2, C_3 and $L = O(\log(n/\delta))$ gives the final form:

$$T_{\text{exp}} \geq C_1 n + C_2 n \log\left(\frac{n}{\delta}\right) + C_3 \frac{n \log(n/\delta)}{\Delta_{\min}^2}.$$

Step 6. Total Success Probability. The overall success of the exploration phase requires $\mathcal{E}_{\text{base}}$ to hold, the visitation concentration (Step 3) to hold, and the estimation concentration (Step 2) to hold.

$$\begin{aligned} \Pr(\text{Success}) &= \Pr(\mathcal{E}_{\text{base}} \cap \text{Visit} \cap \text{Estimate}) \\ &= \Pr(\mathcal{E}_{\text{base}}) \cdot \Pr(\text{Visit} \mid \mathcal{E}_{\text{base}}) \cdot \Pr(\text{Estimate} \mid \text{Visit}, \mathcal{E}_{\text{base}}) \\ &\geq (1 - 3\delta/5) \cdot (1 - \delta/5) \cdot (1 - \delta/5) \\ &\geq 1 - 3\delta/5 - \delta/5 - \delta/5 = 1 - \delta. \end{aligned}$$

Thus, the algorithm succeeds with total probability at least $1 - \delta$. ■

C.7. Post-Exploration Cost and Final Regret

Lemma 41 (Post-exploration navigation cost to a^*) Fix an overall confidence level $\delta \in (0, 1)$ and let the navigation tail budget be $\delta_{\text{nav}} := \delta/5$. Work on the base high-probability event $\mathcal{E}_{\text{base}}$ (typicality, spectral gap, and kernel drift), which holds with probability at least $1 - 3\delta/5$, where: (i) $\pi_t(a) \geq \pi_0$ for all t, a with $\pi_0 \geq c_\pi/n$; (ii) $\gamma_0 \geq c_\gamma$ (absolute constant via the Cheeger bound); (iii) the per-step TV recursion holds:

$$\|\nu_{t+1} - \pi_{t+1}\|_{\text{TV}} \leq (1 - \gamma_0) \|\nu_t - \pi_t\|_{\text{TV}} + \varepsilon_{\max} \quad \forall t \geq 1.$$

Assume the stickiness choice (in outer parameters) is such that

$$\frac{\varepsilon_{\max}}{\gamma_0} \leq \frac{\pi_0}{8}. \tag{6}$$

Define

$$t_{\text{mix}} := \min \left\{ s \geq 1 : (1 - \gamma_0)^{s-1} \leq \frac{\pi_0}{8} \right\} \leq 1 + \frac{1}{\gamma_0} \log \frac{8}{\pi_0}, \quad t_{\text{hit}} := \left\lceil \frac{2}{\pi_0} \log \frac{5}{\delta} \right\rceil.$$

Then, starting from the (arbitrary) state at commit time, the lazy walk reaches a^* within

$$T_{\text{nav}} := t_{\text{mix}} + t_{\text{hit}}$$

steps with probability at least $1 - \delta_{\text{nav}} = 1 - \delta/5$, conditional on $\mathcal{E}_{\text{base}}$. In particular, using $\pi_0 \geq c_\pi/n$ and $\gamma_0 \geq c_\gamma$,

$$t_{\text{mix}} \leq \frac{1}{c_\gamma} \log \frac{8n}{c_\pi} = O(\log n), \quad t_{\text{hit}} \leq \frac{2n}{c_\pi} \log \frac{5}{\delta} = O(n \log \frac{1}{\delta}),$$

so $T_{\text{nav}} = O(\log n + n \log(1/\delta))$ in outer parameters.

Proof Unrolling the recursion gives $\|\nu_s - \pi_s\|_{\text{TV}} \leq (1 - \gamma_0)^{s-1} + \varepsilon_{\max}/\gamma_0$. By the choice of t_{mix} and (6), $\|\nu_{t_{\text{mix}}} - \pi_{t_{\text{mix}}}\|_{\text{TV}} \leq \pi_0/8 + \pi_0/8 = \pi_0/4$. Hence for all $t \geq t_{\text{mix}}$,

$$\Pr(a_t = a^* \mid \mathcal{F}_{t-1}) = \nu_t(a^*) \geq \pi_t(a^*) - 2\|\nu_t - \pi_t\|_{\text{TV}} \geq \pi_0 - 2 \cdot \frac{\pi_0}{4} = \frac{\pi_0}{2}.$$

Let $\tau := \inf\{t \geq t_{\text{mix}} : a_t = a^*\}$. Iterated conditioning yields $\Pr(\tau > t_{\text{mix}} + L \mid \mathcal{F}_{t_{\text{mix}}}) \leq (1 - \pi_0/2)^L \leq \exp(-(\pi_0/2)L)$. Choosing $L = \lceil (2/\pi_0) \log(5/\delta) \rceil$ makes this tail $\leq \delta/5$. Finally substitute $\gamma_0 \geq c_\gamma$ and $\pi_0 \geq c_\pi/n$ for the outer-parameter bounds on t_{mix} and t_{hit} . \blacksquare

Theorem 42 (High-probability final regret) Fix a horizon $T \geq 1$ and confidence $\delta \in (0, 1)$. Rewards are bounded in $[0, 1]$. Assume the edge-flip model at stationary edge density $p_\infty \in (0, 1)$ with per-step flip envelope ζ_0 (from the kernel-drift lemma). Suppose the outer-parameter conditions hold (as in the exploration theorem):

- **Typicality & spectral gap (time-uniform).** There exists $C_{\text{typ}} > 0$ such that $np_\infty \geq C_{\text{typ}} \log \frac{nT}{\delta}$ and, on the corresponding ER-typical event, the lazy-walk kernels $\{M_t\}$ satisfy $\gamma_0 \geq c_\gamma$ (a positive absolute constant from the Cheeger bound) and the stationary floor $\pi_t(a) \geq \pi_0 \geq c_\pi/n$ for all t, a , with absolute $c_\gamma, c_\pi \in (0, 1)$.
- **Stickiness (slow flips, outer form).** There exists an absolute $\kappa > 0$ such that $\frac{\zeta_0}{p_\infty} \leq \frac{\kappa}{n}$, chosen so that the visitation slope is positive (equivalently, $\pi_0 - 2\varepsilon_{\max}/\gamma_0 \geq c_v/n$ for an absolute $c_v > 0$).

Let $\Delta_{\min} := \min_{a \neq a^*} \Delta(a)$. Then there exist absolute constants $C_{\text{burn}}, C_0, \dots, C_4 > 0$ such that, with probability at least $1 - \delta$,

$$R(T) \leq \underbrace{\frac{C_{\text{burn}}}{\alpha + \beta} \log \frac{nT}{\delta}}_{\text{burn-in}} + \underbrace{C_0 n + C_1 n \log \frac{5n}{\delta} + C_2 \frac{n \log \frac{5n}{\delta}}{\Delta_{\min}^2}}_{\text{exploration}} + \underbrace{C_3 \log n + C_4 n \log \frac{5}{\delta}}_{\text{navigation}}. \quad (7)$$

Proof Split δ evenly across the five buckets: typicality, spectral gap, drift, visitation, estimation/navigation (each at level $\delta/5$). By the burn-in lemma (time-uniform typicality for the window up to T), after $T_{\text{burn}} \leq \frac{C_{\text{burn}}}{\alpha + \beta} \log \frac{nT}{\delta}$ steps the base event $\mathcal{E}_{\text{base}}$ holds with probability at least $1 - 3\delta/5$ and yields: (i) $\pi_t(a) \geq c_\pi/n$ for all t, a ; (ii) $\gamma_0 \geq c_\gamma$; (iii) the TV recursion with finite ε_{\max} from the kernel-drift lemma. Under the stickiness condition, $\pi_0 - 2\varepsilon_{\max}/\gamma_0 \geq c_v/n$.

Exploration. On $\mathcal{E}_{\text{base}}$, the exploration-length theorem (self-normalized Freedman + Hoeffding with visitation/estimation budgets $\delta/5$) implies that choosing $T_{\text{exp}} \leq C_0 n + C_1 n \log \frac{5n}{\delta} + C_2 \frac{n \log \frac{5n}{\delta}}{\Delta_{\min}^2}$ suffices to identify a^* with probability at least $1 - \delta/5$.

Navigation. Conditional on $\mathcal{E}_{\text{base}}$ and successful identification, the navigation lemma with tail $\delta/5$ gives a path to a^* in $T_{\text{nav}} \leq C_3 \log n + C_4 n \log \frac{5}{\delta}$ steps with probability at least $1 - \delta/5$.

On the intersection of these events (probability at least $1 - \delta$ by a union bound), exploitation incurs zero regret thereafter, hence $R(T) \leq T_{\text{burn}} + T_{\text{exp}} + T_{\text{nav}}$, which is exactly (7). \blacksquare

Corollary 43 ((Restated) Expected Regret Bound) *Under the same structural conditions as Theorem 42, by setting the failure probability $\delta = 1/T$, the expected cumulative regret $\mathbb{E}[R(T)]$ for the Explore-then-Commit strategy is bounded by:*

$$\mathbb{E}[R(T)] \leq O\left(\frac{n \log(nT)}{\Delta_{\min}^2}\right).$$

Proof We use the law of total expectation, decomposing the regret based on the high-probability success event from the proof of Theorem 42. Let $\mathcal{E}_{\text{success}}$ be the event that all high-probability bounds hold and the optimal arm is correctly identified. From the theorem's proof (Step 6), we know $\Pr(\mathcal{E}_{\text{success}}) \geq 1 - \delta$.

$$\mathbb{E}[R(T)] = \mathbb{E}[R(T) \mid \mathcal{E}_{\text{success}}] \Pr(\mathcal{E}_{\text{success}}) + \mathbb{E}[R(T) \mid \mathcal{E}_{\text{success}}^c] \Pr(\mathcal{E}_{\text{success}}^c).$$

We bound the two terms in this decomposition:

- **On the "success" event $\mathcal{E}_{\text{success}}$:** The algorithm's regret is incurred entirely during the exploration phase, $t \in [1, T_{\text{exp}}]$. During this phase, the per-round regret is at most 1, contributing a total of T_{exp} . During the subsequent exploitation phase, $t \in (T_{\text{exp}}, T]$, $\mathcal{E}_{\text{success}}$ guarantees that the optimal arm a^* is selected, incurring 0 regret. Thus:

$$\mathbb{E}[R(T) \mid \mathcal{E}_{\text{success}}] \leq T_{\text{exp}}.$$

- **On the "failure" event $\mathcal{E}_{\text{success}}^c$:** This event occurs with probability at most δ . In the worst case, the algorithm incurs a regret of 1 on every single round. Thus, the maximum possible regret is T .

$$\mathbb{E}[R(T) \mid \mathcal{E}_{\text{success}}^c] \leq T.$$

Combining these bounds and using $\Pr(\mathcal{E}_{\text{success}}) \leq 1$ and $\Pr(\mathcal{E}_{\text{success}}^c) \leq \delta$:

$$\mathbb{E}[R(T)] \leq (T_{\text{exp}}) \cdot (1) + (T) \cdot (\delta).$$

To obtain a sublinear bound, we follow standard practice and set the failure probability $\delta = 1/T$. This gives:

$$\mathbb{E}[R(T)] \leq T_{\text{exp}} + T \cdot \left(\frac{1}{T}\right) = T_{\text{exp}} + 1.$$

The asymptotic form for T_{exp} follows by substituting $\delta = 1/T$ into the expression from Theorem 40, noting that $\log(n/\delta) = \log(nT)$, which leads us to the final bound. \blacksquare

Appendix D. Intrinsic Hardness of Identification Under Local Moves

This appendix gives a self-contained derivation of the model-agnostic, fixed-confidence *identification-time* lower bound that follows solely from the *local move* constraint. Throughout, rewards are bounded in $[0, 1]$, and the best arm a^* is unique.

Notation. Let $A = \{1, \dots, n\}$ with means $\{\mu(a)\}_{a \in A}$ and gaps $\Delta(a) \triangleq \mu(a^*) - \mu(a) > 0$ for $a \neq a^*$. A (possibly randomized) policy π interacts over rounds $t = 1, 2, \dots$ as follows: at the start of round t the learner is at $a_{t-1} \in A$, the environment reveals a feasible set $L_t(a_{t-1}) \subseteq A$ with $a_{t-1} \in L_t(a_{t-1})$, the learner chooses $a_t \in L_t(a_{t-1})$, receives a reward $Y_t \in [0, 1]$ with $\mathbb{E}[Y_t \mid \mathcal{F}_{t-1}, a_t] = \mu(a_t)$, and moves to a_t (which becomes a_{t-1} for the next round). Let $N_a(t)$ denote the number of times arm a was pulled up to (and including) round t , and write $N_a \equiv N_a(\tau)$ for the number of pulls up to a stopping time τ . For distributions P, Q , $\text{KL}(P \parallel Q)$ denotes Kullback–Leibler divergence, and for $p, q \in (0, 1)$, $\text{kl}(p, q) \triangleq p \log \frac{p}{q} + (1-p) \log \frac{1-p}{1-q}$.

Definition 44 (Local move feasibility) A feasible-set process $\{L_t(\cdot)\}_{t \geq 1}$ is valid if for all t and all $a \in A$, $a \in L_t(a) \subseteq A$. No additional structure (stochastic or otherwise) is assumed.

Definition 45 (Fixed-confidence identification time) Given $\delta \in (0, 1/2)$, define the (policy-dependent) stopping time

$$T_{\text{ID}}^\pi(\delta) \triangleq \inf \left\{ t \geq 1 : \pi \text{ outputs } \hat{a}_t \text{ s.t. } \sup_{\text{valid } \{L_t\}, \text{ reward inst.}} \mathbb{P}(\hat{a}_t \neq a^*) \leq \delta \right\}.$$

Equivalently, the policy is δ -correct at time t if, for every valid feasible-set process and every $[0, 1]$ -bounded reward instance in the model class, the recommendation is correct with probability $\geq 1 - \delta$.

One observation per round. Because exactly one arm is pulled each round,

$$T_{\text{ID}}^\pi(\delta) = \sum_{a \in A} N_a \quad (\text{deterministically, on every sample path}). \quad (8)$$

D.1. Per-arm fixed-confidence sample requirement

For $[0, 1]$ -bounded rewards it suffices to work with Bernoulli instances via the standard reduction. Our proof relies on a divergence decomposition (Lattimore and Szepesvári, 2020; Garivier and Cappé, 2011) inequality that relates the number of arm pulls to the difficulty of distinguishing between two bandit instances.

Lemma 46 (Stopping-Time Version of Divergence decomposition) Fix two bandit instances $\nu = (\nu_a)_{a \in A}$ and $\nu' = (\nu'_a)_{a \in A}$, where ν_a is the reward law of arm a . Let π be any policy with a stopping time τ . Let \mathbb{P}_ν (resp. $\mathbb{P}_{\nu'}$) denote the law of the entire transcript (actions, rewards up to τ) under ν (resp. ν'). Then, for any event E measurable w.r.t. the transcript,

$$\sum_{a \in A} \mathbb{E}_\nu[N_a(\tau)] \text{KL}(\nu_a \parallel \nu'_a) \geq \text{kl}(\mathbb{P}_\nu(E), \mathbb{P}_{\nu'}(E)).$$

Lemma 47 (Per-arm lower bound (Bernoulli reduction)) Fix $\delta \in (0, 1/2)$. Consider the Bernoulli subclass: $\nu_a = \text{Bernoulli}(p_a)$ with $p_a \in (0, 1)$ and a unique best arm a^* . Let π be any policy that is δ -correct at time $T_{\text{ID}}^\pi(\delta)$. Then, for each $a \neq a^*$,

$$\mathbb{E}[N_a] \geq \frac{\text{kl}(1 - \delta, \delta)}{\text{KL}(\text{Bern}(p_a) \parallel \text{Bern}(p_a + 2\Delta(a)))}. \quad (9)$$

In particular, if $p_a = \frac{1}{2} - \Delta(a)$ (so $\mu(a) = \frac{1}{2} - \Delta(a)$ and $\mu(a^*) = \frac{1}{2}$), then

$$\mathbb{E}[N_a] \geq \frac{\text{kl}(1 - \delta, \delta)}{2\Delta(a) \log \frac{1+2\Delta(a)}{1-2\Delta(a)}} \geq \frac{3}{32} \frac{\text{kl}(1 - \delta, \delta)}{\Delta(a)^2} \quad \text{for all } \Delta(a) \in \left(0, \frac{1}{4}\right], \quad (10)$$

where the last inequality uses $\log \frac{1+x}{1-x} \leq \frac{2x}{1-x^2}$ with $x = 2\Delta(a)$.

Proof Fix $a \neq a^*$. Work with Bernoulli rewards. Let ν be the instance with means $\mu(a^*) = p_{a^*}$ and $\mu(a) = p_a$, with gap $\Delta(a) = p_{a^*} - p_a > 0$. Define the alternative instance ν' by modifying only arm a : $\nu'_a = \text{Bernoulli}(p_a + 2\Delta(a))$ and $\nu'_b = \nu_b$ for $b \neq a$. Under ν' , arm a is the unique best arm. Let $\tau \equiv T_{\text{ID}}^\pi(\delta)$ and $E \equiv \{\pi \text{ recommends } a^* \text{ at time } \tau\}$. By δ -correctness, $\mathbb{P}_\nu(E) \geq 1 - \delta$, whereas under ν' recommending a^* is an error, so $\mathbb{P}_{\nu'}(E) \leq \delta$. Applying Lemma 46 with this E and noting that only arm a differs between ν and ν' gives

$$\mathbb{E}[N_a] \cdot \text{KL}(\text{Bern}(p_a) \parallel \text{Bern}(p_a + 2\Delta(a))) \geq \text{kl}(1 - \delta, \delta),$$

which is (9). If in addition $p_a = \frac{1}{2} - \Delta(a)$ so that $p_a + 2\Delta(a) = \frac{1}{2} + \Delta(a)$, the Bernoulli KL has the closed form

$$\text{KL}(\text{Bern}(\tfrac{1}{2} - \Delta) \parallel \text{Bern}(\tfrac{1}{2} + \Delta)) = 2\Delta \log \frac{1 + 2\Delta}{1 - 2\Delta},$$

and the elementary inequality $\log \frac{1+x}{1-x} \leq \frac{2x}{1-x^2}$ for $x \in (0, 1)$ yields

$$2\Delta \log \frac{1 + 2\Delta}{1 - 2\Delta} \leq \frac{8\Delta^2}{1 - 4\Delta^2} \leq \frac{32}{3} \Delta^2 \quad (\Delta \leq \tfrac{1}{4}),$$

hence $\frac{1}{2\Delta \log \frac{1+2\Delta}{1-2\Delta}} \geq \frac{3}{32} \cdot \frac{1}{\Delta^2}$, which gives (10). ■

Remark 48 (Why Bernoulli suffices for bounded rewards) Given $[0, 1]$ -bounded rewards with mean μ , by the standard data-processing argument (apply a mean-preserving thresholding), distinguishing means μ vs. $\mu + \varepsilon$ is no easier than for $\text{Bernoulli}(\mu)$ vs. $\text{Bernoulli}(\mu + \varepsilon)$. Thus the Bernoulli subclass yields valid lower bounds for the full $[0, 1]$ -bounded model.

D.2. Traversal baseline

The next lemma isolates a pure traversal effect of locality. It is not needed once the statistical term already scales with n (e.g., equal gaps), but we include it for completeness.

Lemma 49 (Traversal lower bound under local moves) For any policy and any $n \geq 2$, there exists a valid feasible-set process such that the time to visit all n arms at least once is deterministically at least $n - 1$.

Proof Consider the time-homogeneous process with $L_t(i) = \{i, i+1\}$ for $i < n$ and $L_t(n) = \{n\}$, starting at $a_0 = 1$. Let $\tau_k = \inf\{t \geq 1 : a_t = k\}$; then $\tau_{k+1} \geq \tau_k + 1$ for $k < n$, hence $\tau_n \geq n - 1$. ■

Remark 50 (Movement and sampling are not additive in time) *Since each round yields a single observation, $T_{\text{ID}} = \sum_a N_a$ by (8). The identification time is therefore at least the sampling budget $\sum_{a \neq a^*} \mathbb{E}[N_a]$, and it may also be lower-bounded by the traversal time when many arms need negligible sampling. In equal-gap or small- δ regimes, $\sum_{a \neq a^*} \mathbb{E}[N_a]$ already scales like n , so the traversal baseline is dominated and can be omitted.*

D.3. Identification-time lower bound and consequences

Theorem 51 (Identification-time lower bound under local moves) *Let π be any policy that is δ -correct at time $T_{\text{ID}}^\pi(\delta)$ for some $\delta \in (0, 1/2)$. For $[0, 1]$ -bounded rewards, working through the Bernoulli subclass,*

$$\mathbb{E} T_{\text{ID}}^\pi(\delta) \stackrel{(8)}{=} \sum_{a \in A} \mathbb{E}[N_a] \geq \sum_{a \neq a^*} \frac{\text{kl}(1 - \delta, \delta)}{2\Delta(a) \log \frac{1+2\Delta(a)}{1-2\Delta(a)}}. \quad (11)$$

In particular, for all $\Delta(a) \in (0, 1/4]$,

$$\mathbb{E} T_{\text{ID}}^\pi(\delta) \geq \frac{3}{32} \sum_{a \neq a^*} \frac{\text{kl}(1 - \delta, \delta)}{\Delta(a)^2}. \quad (12)$$

If, moreover, $\Delta(a) \equiv \Delta$ (equal-gap instance), then

$$\mathbb{E} T_{\text{ID}}^\pi(\delta) \geq \frac{3}{32} \frac{(n-1) \text{kl}(1 - \delta, \delta)}{\Delta^2}. \quad (13)$$

Proof Equation (8) is deterministic. Apply Lemma 47 to each $a \neq a^*$ and sum the inequalities to obtain (11). Using the bound in (10) gives (12). The equal-gap statement (13) follows immediately. ■

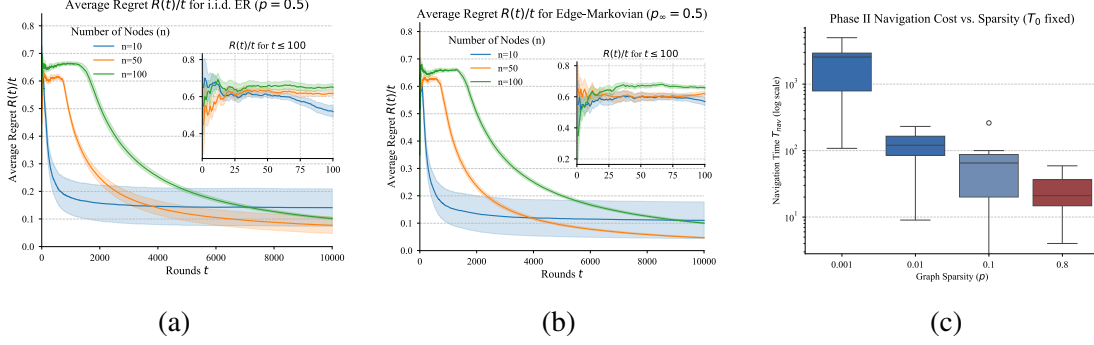


Figure 4: (a) Average cumulative regret $R(t)/t$ over time for i.i.d ER case. The main plot and the inset (showing the initial $t \leq 200$ rounds) demonstrate the algorithm’s rapid convergence as it quickly learns to identify high-utility locations. (b) Same plot for the Edge-Markovian Case. (c) Box plot for the navigation cost for ER case with respect to the sparsity.

Appendix E. Numerical Simulations

We conduct two sets of validation experiments. The first set (Figure E(a), E(b)) confirms the algorithm’s fundamental guarantee of sublinear regret in both i.i.d. and evolving environments. The second experiment (Figure 4(c)) isolates and validates the theoretical navigation cost.

Regret Validation. We run simulations for both the i.i.d. ER model and the Edge-Markovian model with $T = 10,000$ and a well-connected stationary density ($p = 0.5$). We test on graphs of increasing size, $n \in \{10, 50, 100\}$. Crucially, we allow the exploration phase T_0 to scale with n and Δ_{\min} as prescribed by our theoretical bound, ensuring a fair comparison. As shown in Figures 4(a) and 4(b), the average regret $R(t)/t$ clearly converges towards zero for all values of n in both graph models. This empirically confirms our theoretical sublinear regret guarantees.

Navigation Cost. Figure 4(c) isolates the Phase II navigation cost. For this experiment, we set a large, fixed $T_0 = 5000$ to ensure exploration and identification succeed, thereby decoupling the navigation cost from the exploration cost. We then plot the navigation time T_{nav} , the time required to first hit the target arm \hat{a}^* in Phase II, against the graph sparsity p for the i.i.d. ER model. The box plot shows a clear monotonic trend: as the graph becomes sparser (smaller p), the median navigation time increases significantly. For instance, the median T_{nav} for $p = 0.8$ is ≈ 21 , while for $p = 0.01$ it is ≈ 120 . This result empirically validates the $O(1/p)$ navigation cost component of our regret bound.