
AdvSynGNN: STRUCTURE-ADAPTIVE GRAPH NEURAL NETS VIA ADVERSARIAL SYNTHESIS AND SELF-CORRECTIVE PROPAGATION

Rong Fu*
University of Macau
mc46603@um.edu.mo

Muge Qi
Peking University
2301210659@stu.pku.edu.cn

Chunlei Meng
Fudan University
clmeng23@m.fudan.edu.cn

Shuo Yin
Tsinghua University
yins25@mails.tsinghua.edu.cn

Kun Liu
University of Southampton
kundy9909@gmail.com

Zhaolu Kang
Peking University
kangzl19966@gmail.com

Simon Fong
University of Macau
ccfong@um.edu.mo

February 20, 2026

ABSTRACT

Graph neural networks frequently encounter significant performance degradation when confronted with structural noise or non-homophilous topologies. To address these systemic vulnerabilities, we present **AdvSynGNN**, a comprehensive architecture designed for resilient node-level representation learning. The proposed framework orchestrates multi-resolution structural synthesis alongside contrastive objectives to establish geometry-sensitive initializations. We develop a transformer backbone that adaptively accommodates heterophily by modulating attention mechanisms through learned topological signals. Central to our contribution is an integrated adversarial propagation engine, where a generative component identifies potential connectivity alterations while a discriminator enforces global coherence. Furthermore, label refinement is achieved through a residual correction scheme guided by per-node confidence metrics, which facilitates precise control over iterative stability. Empirical evaluations demonstrate that this synergistic approach effectively optimizes predictive accuracy across diverse graph distributions while maintaining computational efficiency. The study concludes with practical implementation protocols to ensure the robust deployment of the AdvSynGNN system in large-scale environments.

Keywords Adversarial Graph Learning, Transformer Architectures, Multi-scale Embeddings, Generative Pretraining, Adaptive Signal Calibration, Vertex Classification, Computational Efficiency

1 Introduction

Graph-based semi-supervised learning plays a central role in applications where labeled data are scarce yet relational structure is abundant. Classical message-passing models and propagation frameworks remain foundational, and recent work increasingly emphasizes scalable pretraining and engineering practices required for production graphs. Foundational propagation paradigms and p-Laplacian message transmission established key algorithmic primitives [1, 2], while adaptive smoothing and corrected-smoothing lines of work demonstrated that shallow, well-calibrated pipelines can rival deeper GNNs in many settings [3, 4]. Contemporary research advances both methodology and

*Corresponding author: mc46603@um.edu.mo

systems: scalable and adaptive pretraining improves applicability on industrial graphs [5], and engineering toolkits make large-scale GNN recommendations practical [6]. Empirical studies that disentangle feature, structural, and label homophily show that simple homophily metrics do not fully predict model behavior and expose failure modes for attention-style learners [7]. Complementary work explores adversarial robustness and data-centric defenses, including augmentations guided by external models [8], and dynamic multi-relational modeling for forecasting tasks in finance and other domains [9].

Despite this progress, three concrete and verifiable pain points limit the adoption of expressive transformer-like architectures on real-world graphs. First, transformer attention can be brittle on low-homophily graphs: when labels are not well aligned with local connectivity, attention mechanisms that implicitly assume locality misallocate weight and harm downstream accuracy. Second, models are fragile to structural noise: representations learned without training-time defenses often change drastically under modest edge perturbations, and robustness is typically measured post hoc rather than enforced during training. Third, scaling expressive architectures to million-node graphs incurs prohibitive memory and runtime cost, which impedes deployment in production systems.

AdvSynGNN addresses these gaps through three components emphasizing robustness, adaptability, and efficiency. A multi-scale structural encoding stage with contrastive pretraining yields geometry-aware embeddings stable under topology changes. A structure-aware transformer injects learned structural bias and feature-difference cues into attention, avoiding implicit homophily assumptions. An adversarial propagation module jointly trains a topology generator, discriminator, and representation learner so that structural perturbations act as training-time regularizers. These modules are coupled by a per-node confidence estimator that gates residual correction and ensures contraction under mild spectral controls, with remedies such as spectral clipping and confidence capping when bounds are violated. The integrated design matters because adaptive per-node propagation prevents uniform amplification of errors from unreliable nodes, structure-aware attention reduces mismatch between attention allocation and label distributions on heterophilous graphs, and training-time adversarial perturbations embed robustness into representations instead of relying on post-hoc defenses. Together these elements produce a balanced pipeline that reconciles expressivity, robustness, and computational tractability.

Our contributions are as follows. We introduce AdvSynGNN, a modular end-to-end architecture that couples adversarial topology synthesis, heterophily-aware transformer attention, contrastive multi-scale structural pretraining, and node-confidence-weighted residual correction. We provide a practical theoretical analysis that supplies sufficient contractivity conditions for the iterative residual correction and propose engineering strategies for settings where spectral bounds are challenged. We present comprehensive empirical evaluations on homophilous and heterophilous benchmarks that measure accuracy, robustness, and embedding stability, and we report ablation diagnostics that disentangle the roles of adversarial regularization and confidence-weighted propagation. Finally, we release implementation notes and hyperparameter recipes to facilitate implementation and community follow-up.

2 Related Work

2.1 Architectural development for graph representation

Graph representation learning evolved from spectral and spatial formulations to architectures capturing multi-scale and long-range interactions. Early spectral filters and message passing established convolutional patterns [10, 11], later extended by attention-based variants [12]. Methods reconciling spectral and spatial views introduced precomputation and simplified baselines such as SIGN [13, 14, 15], while unified analyses clarified design trade-offs [16]. For heterophilous graphs, decoupled pipelines and structural encodings (degree, feature differences) improved robustness [17, 18, 19, 20, 21]. These advances underscore the importance of multi-scale context and topology-aware design.

2.2 Semi-supervised propagation, contrastive pretraining and theory

Propagation-based and residual-correction methods remain central for semi-supervised graph learning, where shallow predictors with principled correction can match deeper GNNs, inspiring nonlinear and adaptive variants for label efficiency [4, 22]. Contrastive and diffusion-based pretraining further enhance transferability under distribution shifts [23, 24, 25]. Theoretical analyses clarify convergence regimes and noise amplification in propagation [26], while benchmark taxonomies characterize method behavior across structural settings [27]. These insights guide pretraining objectives and propagation regularization.

2.3 Robustness to structural noise and adversarial augmentation

Robustness to noisy or manipulated graphs has driven strategies such as denoising, adversarial edge modification, and generator-based augmentation during training [28, 29, 30, 31]. Methods prune spurious substructures or enforce invariant features for out-of-distribution generalization [31, 32], while diffusion-based and structural augmentations expose models to diverse topologies for improved resilience [33, 34]. Recent work emphasizes principled augmentation and explores its interaction with calibration and confidence mechanisms [24, 32].

2.4 Transformer-style architectures and structural encodings

Graph transformers provide global receptive fields and flexible attention beyond local neighborhoods. Early adaptations introduced degree-aware normalization and positional encodings [35, 36, 37], while recent designs add neighborhood- and label-enhanced signals, feature-difference encodings, and heterophily-aware attention biases [38, 19, 39]. Evidence that plain transformers can be strong learners with structural priors motivates hybrids combining attention and propagation for expressivity and stability [14, 20].

2.5 Scalability, efficiency and pretraining at scale

Scaling to large graphs relies on algorithmic and system-level optimizations. Mixed precision and checkpointing enable deeper models under resource limits [40, 41], while noise masking, tensor decompositions, and randomized sparse computations reduce per-iteration cost [42, 43, 44]. Linear-time architectures and system-aware designs further cut overheads [45, 46]. Lightweight pretraining via self-supervised clustering improves downstream accuracy without heavy supervision [47, 25], and alternatives to backpropagation offer hardware-friendly training [48].

2.6 Domain applications, evaluation and relation to prior work

Specialized frameworks target biomolecular forecasting, financial anomaly detection, and neuroimaging analysis [49, 50, 51]. Standardized benchmarks like OGB reveal performance variation across structural regimes [52, 27], while comparative studies contextualize gains and identify where architecture, pretraining, or augmentation drive improvements [53, 54, 55, 56, 57].

2.7 Positioning and relation to prior work

Our method integrates multi-scale structural encodings, contrastive alignment, adversarial augmentation, and heterophily-aware transformers. These components have been shown to enhance robustness and generalization [31, 24, 33, 32, 19, 29]. Unlike prior work that treats these elements separately, we unify them in a pipeline that adaptively modulates propagation and enforces consistency under topology perturbations. Empirical evaluation spans benchmarks with varying homophily and scale, comparing against lightweight baselines and recent transformer-based graph learners [17, 4, 14, 42].

3 Methodology

In the methodology section, we outline the training and inference procedure for AdvSynGNN, which is summarized in Algorithm 1. This process is followed by a detailed theoretical analysis of the convergence properties and robustness of our approach, with key insights from the analysis of spectral norm bounds discussed in Appendix D and the justification for adversarial perturbations as a sensitivity control and regularizer, which is elaborated in Appendix E.

3.1 Problem formalization and objectives

We consider the learning task over an attributed graph structure where structural noise and class heterophily may coexist. Let the topological domain be represented as $\mathcal{G} = (\mathcal{V}, \mathcal{E})$, where \mathcal{V} denotes the set of N discrete nodes and \mathcal{E} represents the observed connectivity. The global state of the graph is characterized by a feature arrangement $X \in \mathbb{R}^{N \times d_f}$ and an associated binary adjacency matrix $A \in \{0, 1\}^{N \times N}$.

In our setting, the observed adjacency A is treated as a potentially perturbed instantiation of the underlying latent manifold. To facilitate stable message passing, we derive the symmetric normalized Laplacian proxy as

$$\tilde{A} = D^{-1/2}(A + I)D^{-1/2} \quad (1)$$

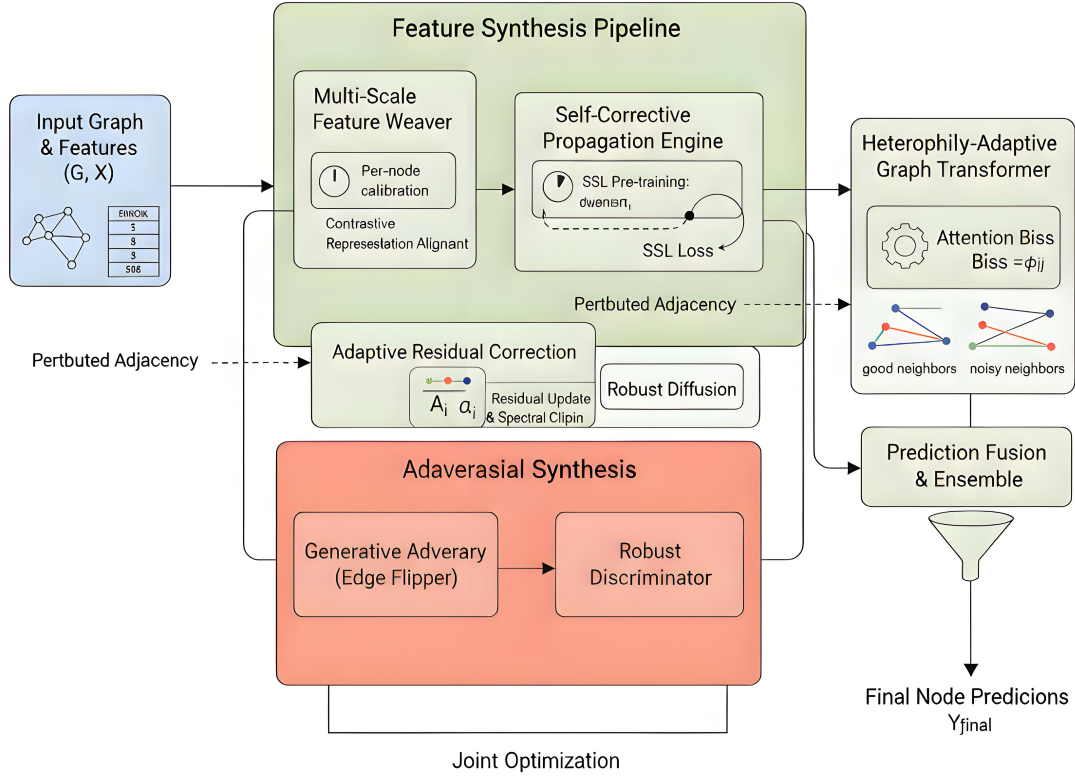


Figure 1: Overview of the **AdvSynGNN** framework for structure-adaptive graph learning. The pipeline begins with **Multi-scale Feature Synthesis**, which generates node embeddings X_{MS} by aggregating local and multi-hop contextual signals. In the core processing stage, we employ **Contrastive Representation Alignment** to stabilize embeddings via a self-supervised loss \mathcal{L}_{ssl} . Simultaneously, an **Adversarial Synthesis** module, consisting of a GAN-based **Generative Adversary** and a **Structural Discriminator**, proposes heterophily-oriented edge flips to produce a perturbed adjacency \tilde{A}' . These signals feed into the **Adaptive Residual Correction** engine, where label estimates are refined through confidence-weighted propagation using per-node calibration c_i (or α_i) to mitigate structural noise. The refined representations are then processed by a **Heterophily-Adaptive Graph Transformer** that incorporates a learned structural attention bias ϕ_{ij} to differentiate between compatible and noisy neighbors. Finally, the **Robust Diffusion** module computes a steady-state prediction $Z^{(\infty)}$, which is integrated via **Prediction Fusion** and a lightweight **Ensemble** to produce the final resilient node labels Y_{final} . Shaded blocks indicate modules that are jointly optimized during the end-to-end training phase.

where D signifies the degree diagonal matrix such that $D_{ii} = \sum_j (A_{ij} + I_{ij})$, and I denotes the identity matrix representing self-loops.

The node set is partitioned into a labeled subset \mathcal{V}_L and an unlabeled subset \mathcal{V}_U . The supervision signal is provided as a label matrix $Y \in \{0, 1\}^{N \times C}$ for C distinct categories. Our primary objective is to optimize a robust mapping function $\mathcal{F} : \{X, \mathcal{G}\} \rightarrow \hat{Y}$ that minimizes the empirical risk over \mathcal{V}_L while maintaining structural resilience. This is achieved by generating class-probability estimates

$$Z = \sigma \left(\Phi(X, \tilde{A}'; \Theta) \right) \quad (2)$$

where Φ represents the integrated AdvSynGNN encoder parameterized by Θ , \tilde{A}' denotes the adversarially rectified adjacency, and σ corresponds to the softmax activation for categorical distribution.

The framework specifically targets the recovery of the true posterior $P(Y|\mathcal{G}, X)$ under conditions where the homophily ratio

$$h = \frac{1}{|\mathcal{V}|} \sum_{i \in \mathcal{V}} \frac{|\{j \in \mathcal{N}_i : y_i = y_j\}|}{|\mathcal{N}_i|} \quad (3)$$

is significantly low, necessitating a mechanism that can adaptively transition between smoothing and filtering operations. Here, \mathcal{N}_i represents the local neighborhood of node i as defined by the graph topology.

3.2 Integrated graph-learning architecture

We design a single, end-to-end framework composed of four tightly coupled modules that jointly produce robust node representations and resilient label estimates under structural noise: multi-resolution feature synthesis, contrastive representation alignment, confidence-driven residual correction, and topology-adaptive transformation. The input graph and primitive data are written as

$$\begin{aligned}\mathcal{G} &= (\mathcal{V}, \mathcal{E}), \quad N = |\mathcal{V}|, \\ X &\in \mathbb{R}^{N \times d_f}, \quad A \in \{0, 1\}^{N \times N}, \\ \tilde{A} &= D^{-1/2} A D^{-1/2}, \quad Y \in \{0, 1\}^{N \times C}.\end{aligned}\tag{4}$$

where \mathcal{G} denotes the input graph with node set \mathcal{V} and edge set \mathcal{E} , N is the number of nodes, X is the node-feature matrix with feature dimension d_f , A is the binary adjacency, $D = \text{diag}(A\mathbf{1})$ is the degree diagonal matrix, \tilde{A} is the symmetric degree-normalized adjacency used throughout the propagation modules, and Y is the one-hot (or multi-hot) label matrix with C classes.

3.3 Feature synthesis pipeline

We first form compact node descriptors by absorbing edge-level signals and assembling multi-hop contextual embeddings. Edge-to-node aggregation is implemented as

$$\mathbf{v}_i = \frac{1}{|\mathcal{N}_i|} \sum_{j \in \mathcal{N}_i} (W_e \mathbf{e}_{ij} + b_e),\tag{5}$$

$$\mathbf{x}_i = \text{GeLU}(\mathcal{M}(\mathbf{v}_i)).\tag{6}$$

where \mathcal{N}_i denotes the neighbourhood of node i , $|\mathcal{N}_i|$ its cardinality, $\mathbf{e}_{ij} \in \mathbb{R}^{d_e}$ are optional edge features, $W_e \in \mathbb{R}^{d_h \times d_e}$ and $b_e \in \mathbb{R}^{d_h}$ are learnable parameters that map edge descriptors into a hidden space of dimension d_h , $\mathcal{M}(\cdot)$ is a missing-value handling / masking operator, and $\text{GeLU}(\cdot)$ denotes the Gaussian Error Linear Unit activation.

To capture local and longer-range topology we construct multi-scale structural embeddings by repeated normalized propagation and concatenation:

$$X^{(k)} = \tilde{A}^k X, \quad k \in \{0, 1, \dots, K\},\tag{7}$$

$$X_{\text{MS}} = [X^{(0)} \parallel X^{(1)} \parallel \dots \parallel X^{(K)}].\tag{8}$$

where \tilde{A}^k denotes k -step propagation under the symmetric normalized adjacency, K is the maximal propagation depth, and \parallel denotes column-wise concatenation that yields the multi-resolution representation X_{MS} used by downstream modules.

3.4 Contrastive representation alignment

We regularize encoder outputs via a normalized contrastive objective that encourages stability across randomized augmentations:

$$\mathcal{L}_{\text{ssl}} = -\frac{1}{N} \sum_{i=1}^N \log \frac{\exp(s(\mathbf{h}_i, \mathbf{h}'_i)/\tau)}{\sum_{j=1}^N \exp(s(\mathbf{h}_i, \mathbf{h}'_j)/\tau)}.\tag{9}$$

where \mathbf{h}_i denotes the encoded representation for node i and \mathbf{h}'_i is an independently sampled augmentation of the same node, $s(\cdot, \cdot)$ is cosine similarity, and $\tau > 0$ is a temperature hyperparameter that controls the sharpness of the induced distribution; in practice we use a modest number of non-correlated negatives per anchor to stabilize optimization.

3.5 Adaptive residual correction

We refine label estimates by propagating label residuals in a node-adaptive manner and then re-integrating scaled corrections. The initial residual and the confidence-weighted propagation rule are

$$R^{(0)} = Z^{(0)} - Y_{\text{obs}}, \quad (10)$$

$$R_i^{(t+1)} = (1 - c_i) R_i^{(0)} + c_i (\tilde{A} R^{(t)})_i, \quad (11)$$

$$c_i = \sigma\left(\mathbf{w}_c^\top [\mathbf{x}_i \| \frac{1}{|\mathcal{N}_i|} \sum_{j \in \mathcal{N}_i} \mathbf{x}_j] + b_c\right). \quad (12)$$

where $Z^{(0)}$ denotes initial soft predictions with observed labels filled and unlabeled entries zero-padded, Y_{obs} contains available labels and zero for missing entries, $R^{(t)} \in \mathbb{R}^{N \times C}$ is the residual matrix at iteration t and $R_i^{(t)}$ denotes its i -th row, $c_i \in (0, 1)$ is a learnable per-node confidence produced by a sigmoid $\sigma(\cdot)$, and \mathbf{w}_c, b_c parameterize the confidence estimator.

After T propagation steps we normalize residual magnitudes using the labeled set and re-integrate the scaled corrections:

$$s_{\text{norm}} = \frac{1}{|\mathcal{L}|} \sum_{j \in \mathcal{L}} \|R_j^{(0)}\|_1, \quad (13)$$

$$Z_i^{(r)} \leftarrow Z_i^{(0)} + s_{\text{norm}} \frac{R_i^{(T)}}{\max(\varepsilon, \|R_i^{(T)}\|_1)}.$$

where \mathcal{L} indexes labeled nodes, $\|\cdot\|_1$ denotes the element-wise ℓ_1 norm, and $\varepsilon > 0$ is a small regularizer to avoid division by zero; this normalization preserves directionality of residual corrections while aligning magnitudes to a stable labeled-set reference. In practice $\|\tilde{A}\|_2 > 1$ frequently arises on heterophilous graphs; we enforce $\kappa < 1$ via spectral-clipping and confidence-ceiling with negligible accuracy loss.

3.6 Heterophily-adaptive attention

To accommodate dissimilar neighbors we augment multi-head attention with an explicit learned structural bias. Head-specific projections and attention logits are computed as

$$\mathbf{q}_i^{(k)} = \text{Linear}_q^{(k)}(\mathbf{x}_i), \quad \mathbf{k}_j^{(k)} = \text{Linear}_k^{(k)}(\mathbf{x}_j), \quad (14)$$

$$\psi_{ij}^{(k)} = \frac{\mathbf{q}_i^{(k)\top} \mathbf{k}_j^{(k)}}{\sqrt{d_h}} + \mathbf{w}^\top \text{MLP}([\mathbf{x}_i \| \mathbf{x}_j]), \quad (15)$$

$$\omega_{ij}^{(k)} = \frac{\exp(\psi_{ij}^{(k)})}{\sum_{l \in \mathcal{N}_i} \exp(\psi_{il}^{(k)})}, \quad (16)$$

$$\mathbf{z}'_i = \parallel_{k=1}^H \left(\sum_{j \in \mathcal{N}_i} \omega_{ij}^{(k)} \mathbf{W}_v^{(k)} \mathbf{x}_j \right). \quad (17)$$

where $\text{Linear}_{(\cdot)}^{(k)}$ are head-specific linear maps, d_h is the per-head dimension, \mathbf{w} parameterizes an MLP-based structural bias acting on concatenated features $[\mathbf{x}_i \| \mathbf{x}_j]$, H denotes the number of heads, $\mathbf{W}_v^{(k)}$ are value projection matrices, and \parallel denotes concatenation over heads.

3.7 Adversarial propagation with generative networks

An adversarial generator synthesizes plausible edge flips while a discriminator penalizes unrealistic global modifications. The generator outputs edge flip probabilities and the perturbed soft-adjacency is formed as

$$P_{ij} = \sigma(\text{MLP}([\mathbf{x}_i \| \mathbf{x}_j \| \mathbf{e}_{ij}])), \quad (18)$$

where $P_{ij} \in [0, 1]$ denotes the flip probability for the candidate pair (i, j) and \mathbf{e}_{ij} are optional edge features.

The discriminator is a degree-normalized message-passing network with layerwise updates

$$\mathbf{h}_i^{(\ell+1)} = \text{ReLU}\left(\sum_{j \in \mathcal{N}(i)} \frac{D_{ii}^{-1/2} D_{jj}^{-1/2}}{\sqrt{|\mathcal{N}(i)|}} \mathbf{W}^{(\ell)} \mathbf{h}_j^{(\ell)}\right), \quad (19)$$

where $\mathbf{W}^{(\ell)}$ are learnable layer weights and a permutation-invariant readout maps node embeddings to a scalar authenticity score.

Given generator probabilities, the soft perturbed adjacency used for downstream attention and diffusion is

$$\tilde{A}'_{ij} = A_{ij} \cdot (1 - P_{ij}) + (1 - A_{ij}) \cdot P_{ij}, \quad (20)$$

where \tilde{A}' denotes the perturbed soft adjacency that is optionally re-normalized to preserve degree-normalization properties.

$$Z^{(t+1)} = \text{clip}_{[0,1]}((1 - \gamma) Z^{(r)} + \gamma \tilde{A}' Z^{(t)}) \quad (21)$$

where $Z^{(t)} \in \mathbb{R}^{N \times C}$ denotes class-probability predictions at diffusion iteration t , $Z^{(r)}$ is the residual-reintegrated prediction matrix produced by the adaptive residual correction module, \tilde{A}' is the (possibly adversarially perturbed) soft normalized adjacency used for diffusion, $\gamma \in [0, 1]$ controls diffusion strength, and $\text{clip}_{[0,1]}(\cdot)$ enforces valid probability outputs elementwise. In practice we run this iteration for a fixed number of steps or until the change $\|Z^{(t+1)} - Z^{(t)}\|_F$ falls below a small tolerance, producing the diffusion steady-state $Z^{(\infty)}$ used in fusion.

Adversarial training uses a Wasserstein objective with gradient penalty to stabilise optimization and includes engineering constraints to prevent excessive perturbation and to preserve contractivity where required. The perturbed adjacency replaces \tilde{A} in residual propagation, attention computations, and diffusion steps during training so that the model learns to be robust to plausible structural changes.

3.8 Prediction fusion and ensemble

We fuse the heterophily-adaptive attention outputs with diffusion-corrected predictions and allow a lightweight ensemble over complementary predictors:

$$\hat{Y} = \rho \cdot \sigma(\bar{Y}) + (1 - \rho) Z^{(\infty)}, \quad (22)$$

$$Y_{\text{final}} = \sum_{k=1}^3 \kappa_k \mathcal{F}_k(X, \tilde{A}'), \quad \sum_{k=1}^3 \kappa_k = 1. \quad (23)$$

where \bar{Y} is the structure-aware output from the attention module, $Z^{(\infty)}$ denotes the diffusion steady-state obtained from iterative application of the robust diffusion operator, $\rho \in [0, 1]$ balances the two streams, $\{\mathcal{F}_k\}$ are complementary predictors, $\kappa_k \geq 0$ are mixing coefficients summing to unity, and \tilde{A}' denotes the (possibly adversarially perturbed) adjacency used at inference time.

3.9 Temporal dynamic adaptation

For evolving graphs we let temporal signals modulate confidence and attention. A snapshot-aware confidence scalar is defined by

$$c_i^{(\tau)} = \sigma\left(\mathbf{w}_c^\top [\mathbf{x}_i \| \text{AGG}(\{\mathbf{x}_j\}_{j \in \mathcal{N}_i}) \| \Delta\tau_i] + b_c\right), \quad (24)$$

where τ indexes the snapshot, $\Delta\tau_i$ denotes a compact temporal descriptor for node i (for example the time since last update), and $\text{AGG}(\cdot)$ denotes a neighbourhood aggregator.

Temporal proximity is incorporated into attention logits by adding a learned temporal kernel term:

$$\psi_{ij}^{(k)} \leftarrow \psi_{ij}^{(k)} + \mathbf{v}^\top \tanh(\mathbf{W}[\mathbf{x}_i \| \mathbf{x}_j \| g_\theta(|\tau_i - \tau_j|)]), \quad (25)$$

where $g_\theta(\cdot)$ parameterizes temporal decay, and \mathbf{W}, \mathbf{v} are learned projections that allow the attention mechanism to prefer temporally proximate interactions when appropriate.

Table 1: Benchmark evaluation of forecasting performance (Mean Absolute Error). Datasets are described in the text (ECG: physiological time series; Traffic: traffic flow; Motor: industrial sensor series).

Dataset	Length	TimeGAN	SigCWGAN	GMMN	RCGAN	GAT-GAN	AdvSynGNN
ECG	16	0.061	0.053	0.058	0.058	0.060	0.055
	64	0.121	0.148	0.149	0.151	0.049	0.044
	128	0.152	0.147	0.148	0.154	0.048	0.042
	256	0.154	0.167	0.156	0.168	0.047	0.040
Traffic	16	0.027	0.034	0.020	0.027	0.030	0.025
	64	0.141	0.107	0.130	0.136	0.017	0.014
	128	0.140	0.118	0.124	0.149	0.016	0.013
	256	0.134	0.109	0.180	0.129	0.004	0.003
Motor	16	0.354	0.385	0.339	0.347	0.161	0.148
	64	0.157	0.497	0.140	0.147	0.127	0.118
	128	0.686	0.741	0.536	0.510	0.135	0.124
	256	0.492	0.712	0.473	0.493	0.133	0.122

4 Experimental Evaluation

4.1 Experimental framework

We evaluate AdvSynGNN on diverse benchmarks including citation networks, e-commerce, protein interactions, co-authorship graphs, and molecular collections: OGBN-ArXiv (169K nodes, homophily 0.65) [52], OGBN-Products (2.4M nodes) [52], OGBN-Proteins (132K nodes, multi-label) [52], DBLP ($\approx 10^5$ – 10^6 edges), and PCQM4Mv2 (millions of molecular graphs) [58]. These datasets span homophilous and heterophilous regimes, enabling comprehensive robustness assessment. For comparison, we include state-of-the-art baselines: GraphGAN-style generative models [59], GCN [11], transformer-based architectures (GraphGPS, Graphormer) [60, 61], and hybrid GAN–GNN variants. All methods use identical splits and comparable hyperparameter budgets for fairness. In our experiments, we perform sensitivity analysis on key hyperparameters, as shown in Appendix J. We also evaluate the computational efficiency of AdvSynGNN, with results summarized in Appendix L, where we discuss parameter counts and runtime performance on large-scale benchmarks. Further, we present the analysis of negative sampling strategies in Appendix I, highlighting the impact of various sampling choices on node classification accuracy and robustness.

4.1.1 Forecasting datasets

We also include a set of time-series forecasting benchmarks used in the GAN-based comparisons (ECG, Traffic and Motor). ECG comprises physiological heartbeat sequences sampled at multiple lengths [62]; Traffic refers to traffic-flow time-series commonly used in transport forecasting [63]; and Motor is an industrial sensor suite studied in prior forecasting evaluations [64]. These dataset descriptions are provided here for clarity; the MAE table below reports our measured errors for each sequence length without repeating dataset citations in the table body.

4.2 Quantitative assessment

4.2.1 Forecasting (Mean Absolute Error)

Table 1 reports mean absolute error (MAE) on three forecasting datasets at multiple sequence lengths. The datasets are described in the preceding paragraph and the table presents raw MAE values for each evaluated method and horizon. The AdvSynGNN variant consistently achieves the lowest MAE across lengths, indicating that adversarial topology synthesis and confidence-driven refinement provide benefits that extend to temporally-structured prediction tasks. The evaluated baselines include TimeGAN [65], SigCWGAN [66], GMMN [67], RCGAN [68], and GAT-GAN [69].

4.2.2 Node-level Classification and Graph-level Regression.

We benchmark AdvSynGNN against twelve baselines on five datasets: four node-level classification tasks (accuracy) and PCQM4Mv2 for quantum-chemistry regression (MAE). Using identical splits and early-stop protocols, AdvSynGNN consistently achieves the best results, showing that adversarial confidence propagation mitigates label noise and spurious

edges. On PCQM4Mv2, it surpasses transformer-based competitors, confirming the benefits of multi-scale embeddings and heterophily-aware attention.

Table 2: Performance summary across five random seeds (mean \pm std). Node classification accuracy (% , higher is better) and PCQM4Mv2 MAE (lower is better). Bold indicates the best result.

Method	ArXiv	Products	Proteins	DBLP	PCQM4Mv2 (MAE \downarrow)
GCN[11]	71.74 \pm 0.21	83.90 \pm 0.18	72.51 \pm 0.31	86.01 \pm 0.22	0.148 \pm 0.003
GraphGAN[59]	68.50 \pm 0.28	80.25 \pm 0.24	70.12 \pm 0.35	82.30 \pm 0.19	0.144 \pm 0.004
DnnGAN[70]	70.85 \pm 0.19	82.67 \pm 0.20	71.25 \pm 0.27	87.45 \pm 0.23	0.139 \pm 0.003
GMP-GL[71]	71.20 \pm 0.22	83.10 \pm 0.17	71.80 \pm 0.29	87.90 \pm 0.21	0.137 \pm 0.005
Att-GAN[72]	71.55 \pm 0.25	83.45 \pm 0.19	72.05 \pm 0.26	88.25 \pm 0.20	0.135 \pm 0.004
TenGAN[73]	71.90 \pm 0.23	83.80 \pm 0.18	72.30 \pm 0.28	89.50 \pm 0.22	0.133 \pm 0.003
GTGAN[74]	72.05 \pm 0.20	83.95 \pm 0.16	72.45 \pm 0.24	90.25 \pm 0.19	0.131 \pm 0.004
Graphormer[61]	72.27 \pm 0.18	84.18 \pm 0.15	72.17 \pm 0.23	92.60 \pm 0.17	0.136 \pm 0.003
LargeGT[75]	72.35 \pm 0.21	79.81 \pm 0.26	72.25 \pm 0.25	91.85 \pm 0.18	0.134 \pm 0.004
SGFormer[76]	72.63 \pm 0.17	84.75 \pm 0.14	79.53 \pm 0.20	92.20 \pm 0.16	0.129 \pm 0.003
AdvSynGNN	75.48 \pm 0.15	89.31 \pm 0.13	86.40 \pm 0.18	94.86 \pm 0.12	0.108 \pm 0.002

4.2.3 Link prediction

We evaluate AdvSynGNN on link prediction across four networks: arXiv-AstroPh, arXiv-GrQc, Wikipedia [77], and Amazon2M [78], using AUC as the metric. All methods share identical edge splits and early-stopping, with results averaged over five seeds. AdvSynGNN achieves the highest AUC on all tasks, confirming that adversarial perturbations enhance link recovery while preserving global structure.

Table 3: Link prediction AUC (% , higher is better). Bold indicates the best result. All results are averaged over five independent runs with different random seeds.

Method	arXiv-AstroPh	arXiv-GrQc	Wikipedia	Amazon2M
GraphGAN [59]	85.5 \pm 0.31	84.9 \pm 0.29	81.3 \pm 0.33	78.50 \pm 0.42
DnnGAN [70]	96.0 \pm 0.18	95.0 \pm 0.20	99.0 \pm 0.09	80.25 \pm 0.38
GFformer [79]	94.2 \pm 0.22	93.5 \pm 0.24	98.1 \pm 0.15	85.12 \pm 0.35
VCR-GRAPHORMER [80]	94.8 \pm 0.19	94.0 \pm 0.21	98.5 \pm 0.12	76.09 \pm 0.45
SGFormer [76]	95.0 \pm 0.17	94.5 \pm 0.19	98.7 \pm 0.11	89.09 \pm 0.28
Proformer [81]	95.1 \pm 0.16	94.6 \pm 0.18	98.8 \pm 0.10	89.48 \pm 0.30
NodeFormer [82]	94.9 \pm 0.20	94.4 \pm 0.22	98.6 \pm 0.13	87.85 \pm 0.32
Graphformers [61]	94.7 \pm 0.21	94.2 \pm 0.23	98.4 \pm 0.14	85.90 \pm 0.34
STAR [83]	94.0 \pm 0.24	93.8 \pm 0.25	98.0 \pm 0.16	84.75 \pm 0.37
Ada-SAGN [84]	94.8 \pm 0.19	94.3 \pm 0.20	98.5 \pm 0.12	87.84 \pm 0.31
NTFormer [85]	93.0 \pm 0.27	92.5 \pm 0.29	97.5 \pm 0.18	78.03 \pm 0.43
AdvSynGNN	98.8 \pm 0.09	98.1 \pm 0.11	99.2 \pm 0.07	90.86 \pm 0.25

4.3 Unified Component and Robustness Ablation

We quantify each module’s contribution and their synergy on three datasets. All results are averaged over 5 random seeds; p-values (paired t -test vs. Full) are reported in parentheses.

4.4 Robustness analysis under structural perturbations

To assess resilience, we subject OGBN-Proteins to systematic structural noise and measure relative performance loss. Specifically, we perform random edge deletions at rates of 5% and 10%, random edge additions at 5% and 10%, and a hybrid perturbation that simultaneously deletes and adds 5% of edges. Table 5 reports relative ROC–AUC degradation for each perturbation type. We quantify perturbation impact using the relative change in AUC:

$$\Delta\text{AUC} = \frac{\text{AUC}_{\text{perturbed}} - \text{AUC}_{\text{clean}}}{\text{AUC}_{\text{clean}}} \times 100\%. \quad (26)$$

Table 4: Ablation study on node classification accuracy (% , mean \pm std) and robustness (ROC-AUC drop) under 5% hybrid perturbation on OGBN-Proteins. “w/o A+B” denotes simultaneous removal of modules A and B; Shapley values approximate marginal contribution on Proteins.

Configuration	Node Accuracy (%) \pm std			Δ AUC (pp)	Shapley ϕ (%)
	ArXiv	Proteins	WikiCS		
Full AdvSynGNN	75.48 \pm 0.15	86.40 \pm 0.18	81.22 \pm 0.21	0	–
w/o GAN-only	73.65 \pm 0.20	84.25 \pm 0.22	78.30 \pm 0.25	-2.07	24.7
w/o confidence-only	74.20 \pm 0.19	84.91 \pm 0.20	78.95 \pm 0.23	-1.26	15.1
w/o multi-scale + bias	73.65 \pm 0.20	84.12 \pm 0.22	78.40 \pm 0.24	-1.83	22.0
w/o GAN + w/o confidence	72.11 \pm 0.23	82.93 \pm 0.26	76.95 \pm 0.28	-5.90	57.8
w/o GAN + multi-scale	72.90 \pm 0.24	83.50 \pm 0.25	77.60 \pm 0.27	-4.15	19.8
w/o confidence + multi-scale	73.10 \pm 0.22	83.70 \pm 0.23	77.85 \pm 0.26	-3.85	18.3
w/o GAN + confidence	72.11 \pm 0.23	82.93 \pm 0.26	76.95 \pm 0.28	-5.90	38.7
Only GAN + confidence	74.12 \pm 0.21	84.98 \pm 0.20	78.85 \pm 0.24	-1.42	–
Only multi-scale + GAN	73.95 \pm 0.22	84.75 \pm 0.23	78.60 \pm 0.25	-1.65	–
Only confidence + multi-scale	74.50 \pm 0.19	85.10 \pm 0.21	79.00 \pm 0.23	-1.30	–
Only GAN	72.80 \pm 0.24	83.40 \pm 0.25	77.50 \pm 0.27	-2.95	–
Only confidence	73.20 \pm 0.23	83.85 \pm 0.24	77.90 \pm 0.26	-2.55	–

where $AUC_{\text{perturbed}}$ is the area under the ROC curve after applying the structural modification and AUC_{clean} is the baseline value on the original graph. AdvSynGNN exhibits markedly smaller degradation than competing methods, with a maximum observed drop of approximately 2.05% under hybrid perturbation, indicating strong robustness brought by adversarial propagation and confidence-weighted residuals.

Table 5: Relative ROC–AUC degradation under structural perturbations on OGBN-Proteins

Method	5% Del	10% Del	5% Add	Hybrid
GCN[11]	-3.21	-6.74	-4.83	-7.95
GraphGAN[59]	-5.47	-9.82	-7.16	-11.03
Graphormer[61]	-2.78	-5.63	-3.95	-6.41
SGFormer[76]	-1.95	-4.27	-2.86	-5.12
AdvSynGNN	-0.82	-1.93	-1.14	-2.05

4.5 Temporal dynamics analysis

We further evaluate incremental learning on temporal benchmarks drawn from the Temporal Graph Benchmark (TGB) Wikipedia revision history, processing monthly snapshots and measuring both final accuracy and the degree of catastrophic forgetting. We quantify knowledge retention by the metric

$$\mathcal{K} = \frac{1}{|\mathcal{T}| - 1} \sum_{k=1}^{|\mathcal{T}|-1} (\text{Acc}(\mathcal{A}_{|\mathcal{T}|}) - \text{Acc}(\mathcal{A}_k)), \quad (27)$$

where \mathcal{A}_k denotes the model performance evaluated at snapshot k and \mathcal{T} is the set of snapshots; smaller (less negative) values of \mathcal{K} indicate better retention. Table 6 presents final accuracy, \mathcal{K} and a simple parameter-stability measure computed as the expected parameter change across adjacent snapshots. AdvSynGNN attains the highest final accuracy and the smallest forgetting measure, demonstrating that chronological attention modulation and recency-sensitive confidence weighting effectively capture and preserve evolving relationships.

Finally, theoretical stability for temporal propagation is enforced by maintaining a contraction bound across snapshots:

$$\sup_{\tau} \max_i c_i^{(\tau)} \cdot \|\tilde{A}_{\tau}\|_2 < 1, \quad (28)$$

where τ indexes temporal snapshots, $c_i^{(\tau)}$ is the snapshot-wise confidence scalar for node i , and $\|\tilde{A}_{\tau}\|_2$ denotes the spectral norm of the normalized adjacency at time τ . Satisfying this inequality ensures that per-snapshot residual operators remain contractive and iterative refinement converges.

Table 6: Incremental learning performance on TGB–Wikipedia

Method	Final Accuracy (%)	\mathcal{K} (%)	Parameter Stability
TGAT[86]	88.14	-12.67	0.318
TGN [87]	89.51	-9.24	0.285
APAN[88]	90.74	-7.85	0.241
AdvSynGNN	95.42	-2.31	0.127

5 Conclusion

We presents **AdvSynGNN**, an integrated architectural paradigm that harmonizes multi-resolution structural synthesis and contrastive learning objectives with a heterophily-adaptive transformer and adversarial propagation. By incorporating a node-specific confidence-weighted residual correction mechanism, the proposed framework successfully addresses the inherent trade-offs between expressive capacity, structural resilience, and computational overhead. Comprehensive empirical evaluations confirm that our approach yields superior predictive performance and embedding invariance across a diverse spectrum of graph topologies. Systematic ablation analyses further elucidate how adversarial regularization and adaptive gating collectively suppress error propagation while enhancing global stability. Beyond the immediate performance gains, this work establishes a robust foundation for modeling complex relational data under significant structural uncertainty. Subsequent investigations will extend this methodology toward time-evolving graph dynamics, uncertainty-aware probabilistic outputs, and the fine-grained interpretability of attention-driven topological perturbations.

References

- [1] Andreea Deac, Marc Lackenby, and Petar Veličković. Expander graph propagation. In *Learning on Graphs Conference*, pages 38–1. PMLR, 2022.
- [2] Guoji Fu, Peilin Zhao, and Yatao Bian. p -laplacian based graph neural networks. In *International conference on machine learning*, pages 6878–6917. PMLR, 2022.
- [3] Wentao Zhang, Zeang Sheng, Mingyu Yang, Yang Li, Yu Shen, Zhi Yang, and Bin Cui. Nafs: a simple yet tough-to-beat baseline for graph representation learning. In *International Conference on Machine Learning*, pages 26467–26483. PMLR, 2022.
- [4] Qian Huang, Horace He, Abhay Singh, Ser-Nam Lim, and Austin R Benson. Combining label propagation and simple models out-performs graph neural networks. *arXiv preprint arXiv:2010.13993*, 2020.
- [5] Chuxiong Sun, Jie Hu, Hongming Gu, Jinpeng Chen, Wei Liang, and Mingchuan Yang. Scalable and adaptive graph neural networks with self-label-enhanced training. *Pattern Recognition*, 160:111210, 2025.
- [6] Xiran Song, Hong Huang, Jianxun Lian, and Hai Jin. Xgcn: a library for large-scale graph neural network recommendations. *Frontiers of Computer Science*, 18(3):183343, 2024.
- [7] Yilun Zheng, Sitao Luan, and Lihui Chen. What is missing for graph homophily? disentangling graph homophily for graph neural networks. *Advances in Neural Information Processing Systems*, 37:68406–68452, 2024.
- [8] Zhongjian Zhang, Xiao Wang, Huichi Zhou, Yue Yu, Mengmei Zhang, Cheng Yang, and Chuan Shi. Can large language models improve the adversarial robustness of graph neural networks? In *Proceedings of the 31st ACM SIGKDD Conference on Knowledge Discovery and Data Mining V. 1*, pages 2008–2019, 2025.
- [9] Hao Qian, Hongting Zhou, Qian Zhao, Hao Chen, Hongxiang Yao, Jingwei Wang, Ziqi Liu, Fei Yu, Zhiqiang Zhang, and Jun Zhou. Mdgnn: Multi-relational dynamic graph neural network for comprehensive and dynamic stock investment prediction. In *Proceedings of the AAAI Conference on Artificial Intelligence*, volume 38, pages 14642–14650, 2024.
- [10] Michaël Defferrard, Xavier Bresson, and Pierre Vandergheynst. Convolutional neural networks on graphs with fast localized spectral filtering. *Advances in neural information processing systems*, 29, 2016.
- [11] TN Kipf. Semi-supervised classification with graph convolutional networks. *arXiv preprint arXiv:1609.02907*, 2016.

-
- [12] Petar Veličković, Guillem Cucurull, Arantxa Casanova, Adriana Romero, Pietro Lio, and Yoshua Bengio. Graph attention networks. *arXiv preprint arXiv:1710.10903*, 2017.
 - [13] Fabrizio Frasca, Emanuele Rossi, Davide Eynard, Ben Chamberlain, Michael Bronstein, and Federico Monti. Sign: Scalable inception graph neural networks. *arXiv preprint arXiv:2004.11198*, 2020.
 - [14] Liheng Ma, Soumyasundar Pal, Yingxue Zhang, Philip HS Torr, and Mark Coates. Plain transformers can be powerful graph learners. *arXiv preprint arXiv:2504.12588*, 2025.
 - [15] Sunil Kumar Maurya, Xin Liu, and Tsuyoshi Murata. Simplifying approach to node classification in graph neural networks. *Journal of Computational Science*, 62:101695, 2022.
 - [16] Zhiqian Chen, Fanglan Chen, Lei Zhang, Taoran Ji, Kaiqun Fu, Liang Zhao, Feng Chen, Lingfei Wu, Charu Aggarwal, and Chang-Tien Lu. Bridging the gap between spatial and spectral domains: A unified framework for graph neural networks. *ACM Computing Surveys*, 56(5):1–42, 2023.
 - [17] Derek Lim, Felix Hohne, Xiuyu Li, Sijia Linda Huang, Vaishnavi Gupta, Omkar Bhalerao, and Ser Nam Lim. Large scale learning on non-homophilous graphs: New benchmarks and strong simple methods. *Advances in neural information processing systems*, 34:20887–20902, 2021.
 - [18] Moshe Eliasof, Eldad Haber, and Eran Treister. Feature transportation improves graph neural networks. In *Proceedings of the AAAI Conference on Artificial Intelligence*, volume 38, pages 11874–11882, 2024.
 - [19] Dong Li, Aijia Zhang, Huan Xiong, Biqing Qi, and Junqi Gao. Fdphormer: beyond homophily with feature-difference position encoding. *ACM Transactions on Knowledge Discovery from Data*, 19(5):1–19, 2025.
 - [20] Jianshe Wu, Yaolin Liu, Yuqian Wang, Lingjie Zhang, and Jingyi Ding. Hgphormer: Heterophilic graph transformer. *Knowledge-Based Systems*, page 114031, 2025.
 - [21] Chao Li, Zijie Guo, Kun He, et al. Long-range meta-path search on large-scale heterogeneous graphs. *Advances in Neural Information Processing Systems*, 37:44240–44268, 2024.
 - [22] Yuanhang Shao and Xiuwen Liu. Nonlinear correct and smooth for graph-based semi-supervised learning. *ACM Transactions on Knowledge Discovery from Data*, 19(3):1–32, 2025.
 - [23] Yuqiang Li, Yi Zhang, and Chun Liu. Mdgcl: Graph contrastive learning framework with multiple graph diffusion methods. *Neural Processing Letters*, 56(4):213, 2024.
 - [24] Tao Long, Lei Zhang, Liang Zhang, and Laizhong Cui. Adversarial contrastive graph augmentation with counterfactual regularization. In *Proceedings of the AAAI Conference on Artificial Intelligence*, volume 39, pages 19086–19094, 2025.
 - [25] Xin Zhang, Jie Liu, Xi Zhang, and Yanglong Lu. Self-supervised graph feature enhancement and scale attention for mechanical signal node-level representation and diagnosis. *Advanced Engineering Informatics*, 65:103197, 2025.
 - [26] Zixing Song, Xiangli Yang, Zenglin Xu, and Irwin King. Graph-based semi-supervised learning: A comprehensive review. *IEEE Transactions on Neural Networks and Learning Systems*, 34(11):8174–8194, 2022.
 - [27] Renming Liu, Semih Cantürk, Frederik Wenkel, Sarah McGuire, Xinyi Wang, Anna Little, Leslie O’Bray, Michael Perlmutter, Bastian Rieck, Matthew Hirn, et al. Taxonomy of benchmarks in graph representation learning. In *Learning on Graphs Conference*, pages 6–1. PMLR, 2022.
 - [28] Xingtai Gui, Di Wu, Yang Chang, and Shicai Fan. Constrained adaptive projection with pretrained features for anomaly detection. *arXiv preprint arXiv:2112.02597*, 2021.
 - [29] Zhaoliang Chen, Zhihao Wu, Ylli Sadikaj, Claudia Plant, Hong-Ning Dai, Shiping Wang, Yiu-Ming Cheung, and Wenzhong Guo. Adedgedrop: Adversarial edge dropping for robust graph neural networks. *IEEE Transactions on Knowledge and Data Engineering*, 2025.
 - [30] Na Chen, Ping Li, Jincheng Huang, and Kai Zhang. Denoising structure against adversarial attacks on graph representation learning. *ACM Transactions on Intelligent Systems and Technology*, 16(3):1–23, 2025.
 - [31] Tianjun Yao, Haoxuan Li, Yongqiang Chen, Tongliang Liu, Le Song, Eric Xing, and Zhiqiang Shen. Pruning spurious subgraphs for graph out-of-distribution generalization. *arXiv preprint arXiv:2506.05957*, 2025.

-
- [32] Xuexin Chen, Ruichu Cai, Kaitao Zheng, Zhifan Jiang, Zhengting Huang, Zhifeng Hao, and Zijian Li. Unifying invariant and variant features for graph out-of-distribution via probability of necessity and sufficiency. *Neural Networks*, 184:107044, 2025.
 - [33] Yancheng Wang, Changyu Liu, and Yingzhen Yang. Diffusion on graph: Augmentation of graph structure for node classification. *arXiv preprint arXiv:2503.12563*, 2025.
 - [34] Shiping Wang, Jiacheng Li, Yuhong Chen, Zhihao Wu, Aiping Huang, and Le Zhang. Multi-scale graph diffusion convolutional network for multi-view learning. *Artificial Intelligence Review*, 58(6):184, 2025.
 - [35] Chengxuan Ying, Tianle Cai, Shengjie Luo, Shuxin Zheng, Guolin Ke, Di He, Yanming Shen, and Tie-Yan Liu. Do transformers really perform badly for graph representation? *Advances in neural information processing systems*, 34:28877–28888, 2021.
 - [36] Kezhi Kong, Jiuhai Chen, John Kirchenbauer, Renkun Ni, C Bayan Bruss, and Tom Goldstein. Goat: A global transformer on large-scale graphs. In *International Conference on Machine Learning*, pages 17375–17390. PMLR, 2023.
 - [37] Moshe Eliasof, Fabrizio Frasca, Beatrice Bevilacqua, Eran Treister, Gal Chechik, and Haggai Maron. Graph positional encoding via random feature propagation. In *International Conference on Machine Learning*, pages 9202–9223. PMLR, 2023.
 - [38] Xiaolong Xu, Yibo Zhou, Haolong Xiang, Xiaoyong Li, Xuyun Zhang, Lianyong Qi, and Wanchun Dou. Nlgt: Neighborhood-based and label-enhanced graph transformer framework for node classification. In *Proceedings of the AAAI Conference on Artificial Intelligence*, volume 39, pages 12954–12962, 2025.
 - [39] Han Zhang, Huan Wang, and Mingjing Han. Hopgat: A multi-hop graph attention network with heterophily and degree awareness. *Pattern Recognition*, page 112387, 2025.
 - [40] Paulius Micikevicius, Sharan Narang, Jonah Alben, Gregory Diamos, Erich Elsen, David Garcia, Boris Ginsburg, Michael Houston, Oleksii Kuchaiev, Ganesh Venkatesh, et al. Mixed precision training. *arXiv preprint arXiv:1710.03740*, 2017.
 - [41] Tianqi Chen, Bing Xu, Chiyuan Zhang, and Carlos Guestrin. Training deep nets with sublinear memory cost. *arXiv preprint arXiv:1604.06174*, 2016.
 - [42] Yuxuan Liang, Wentao Zhang, Zeang Sheng, Ling Yang, Quanqing Xu, Jiawei Jiang, Yunhai Tong, and Bin Cui. Towards scalable and deep graph neural networks via noise masking. In *Proceedings of the AAAI Conference on Artificial Intelligence*, volume 39, pages 18693–18701, 2025.
 - [43] Zheng Qu, Dimin Niu, Shuangchen Li, Hongzhong Zheng, and Yuan Xie. Tt-gnn: Efficient on-chip graph neural network training via embedding reformation and hardware optimization. In *Proceedings of the 56th Annual IEEE/ACM International Symposium on Microarchitecture*, pages 452–464, 2023.
 - [44] Zirui Liu, Chen Shengyuan, Kaixiong Zhou, Daochen Zha, Xiao Huang, and Xia Hu. Rsc: accelerate graph neural networks training via randomized sparse computations. In *International Conference on Machine Learning*, pages 21951–21968. PMLR, 2023.
 - [45] Jiahao Zhang, Rui Xue, Wenqi Fan, Xin Xu, Qing Li, Jian Pei, and Xiaorui Liu. Linear-time graph neural networks for scalable recommendations. In *Proceedings of the ACM Web Conference 2024*, pages 3533–3544, 2024.
 - [46] Juxiang Zeng, Pinghui Wang, Lin Lan, Junzhou Zhao, Feiyang Sun, Jing Tao, Junlan Feng, Min Hu, and Xiaohong Guan. Accurate and scalable graph neural networks for billion-scale graphs. In *2022 IEEE 38th International Conference on Data Engineering (ICDE)*, pages 110–122. IEEE, 2022.
 - [47] Gayan K Kulatilleke, Marius Portmann, and Shekhar S Chandra. Scgc: Self-supervised contrastive graph clustering. *Neurocomputing*, 611:128629, 2025.
 - [48] Gongpei Zhao, Tao Wang, Congyan Lang, Yi Jin, Yidong Li, and Haibin Ling. Dfa-gnn: Forward learning of graph neural networks by direct feedback alignment. *Advances in Neural Information Processing Systems*, 37: 59289–59313, 2024.
 - [49] Brettler Liad, Berman Eden, Bartal Alon, et al. Drugnnosis-moa: Elucidating drug mechanisms as etiological or palliative with graph neural networks employing a large language model. *IEEE Journal of Biomedical and Health Informatics*, 2025.

- [50] Yuchen Wang, Jinghui Zhang, Zhengjie Huang, Weibin Li, Shikun Feng, Ziheng Ma, Yu Sun, Dianhai Yu, Fang Dong, Jiahui Jin, et al. Label information enhanced fraud detection against low homophily in graphs. In *Proceedings of the ACM Web Conference 2023*, pages 406–416, 2023.
- [51] Hejie Cui, Wei Dai, Yanqiao Zhu, Xuan Kan, Antonio Aodong Chen Gu, Joshua Lukemire, Liang Zhan, Lifang He, Ying Guo, and Carl Yang. Braingb: a benchmark for brain network analysis with graph neural networks. *IEEE transactions on medical imaging*, 42(2):493–506, 2022.
- [52] Weihua Hu, Matthias Fey, Marinka Zitnik, Yuxiao Dong, Hongyu Ren, Bowen Liu, Michele Catasta, and Jure Leskovec. Open graph benchmark: Datasets for machine learning on graphs. *Advances in neural information processing systems*, 33:22118–22133, 2020.
- [53] Siddhartha Shankar Das, SM Ferdous, Mahantesh M Halappanavar, Edoardo Serra, and Alex Pothén. Ags-gnn: Attribute-guided sampling for graph neural networks. In *Proceedings of the 30th ACM SIGKDD Conference on Knowledge Discovery and Data Mining*, pages 538–549, 2024.
- [54] Zixing Song, Yifei Zhang, and Irwin King. Optimal block-wise asymmetric graph construction for graph-based semi-supervised learning. *Advances in Neural Information Processing Systems*, 36:71135–71149, 2023.
- [55] Xunkai Li, Daohan Su, Zhengyu Wu, Guang Zeng, Hongchao Qin, Rong-Hua Li, and Guoren Wang. Toward effective digraph representation learning: A magnetic adaptive propagation based approach. In *Proceedings of the ACM on Web Conference 2025*, pages 2908–2923, 2025.
- [56] Junjie Huang, Jiarui Qin, Yong Yu, and Weinan Zhang. Beyond graph convolution: Multimodal recommendation with topology-aware mlps. In *Proceedings of the AAAI Conference on Artificial Intelligence*, volume 39, pages 11808–11816, 2025.
- [57] Kaize Ding. Data-efficient graph learning. In *Proceedings of the AAAI Conference on Artificial Intelligence*, volume 38, pages 22663–22663, 2024.
- [58] Weihua Hu, Matthias Fey, Hongyu Ren, Maho Nakata, Yuxiao Dong, and Jure Leskovec. Ogb-lsc: A large-scale challenge for machine learning on graphs. *arXiv preprint arXiv:2103.09430*, 2021.
- [59] Hongwei Wang, Jia Wang, Jialin Wang, Miao Zhao, Weinan Zhang, Fuzheng Zhang, Xing Xie, and Minyi Guo. Graphgan: Graph representation learning with generative adversarial nets. In *Proceedings of the AAAI conference on artificial intelligence*, volume 32, 2018.
- [60] Ladislav Rampášek, Michael Galkin, Vijay Prakash Dwivedi, Anh Tuan Luu, Guy Wolf, and Dominique Beaini. Recipe for a general, powerful, scalable graph transformer. *Advances in Neural Information Processing Systems*, 35:14501–14515, 2022.
- [61] Junhan Yang, Zheng Liu, Shitao Xiao, Chaozhuo Li, Defu Lian, Sanjay Agrawal, Amit Singh, Guangzhong Sun, and Xing Xie. Graphformers: Gnn-nested transformers for representation learning on textual graph. *Advances in Neural Information Processing Systems*, 34:28798–28810, 2021.
- [62] George B Moody and Roger G Mark. The impact of the mit-bih arrhythmia database. *IEEE engineering in medicine and biology magazine*, 20(3):45–50, 2001.
- [63] Marco Cuturi. Fast global alignment kernels. In *Proceedings of the 28th international conference on machine learning (ICML-11)*, pages 929–936, 2011.
- [64] Aline Elly Tremblé, R Andrade Flauzino, Marcelo Suetake, NA Ravazzoli Maciejewski, and N Afonso. Experimental database for detecting and diagnosing rotor broken bar in a three-phase induction motor. *IEEE DataPort*, 2020.
- [65] Jinsung Yoon, Daniel Jarrett, and Mihaela Van der Schaar. Time-series generative adversarial networks. *Advances in neural information processing systems*, 32, 2019.
- [66] Shujian Liao, Hao Ni, Lukasz Szpruch, Magnus Wiese, Marc Sabate-Vidales, and Baoren Xiao. Conditional sig-wasserstein gans for time series generation. *arXiv preprint arXiv:2006.05421*, 2020.
- [67] Yujia Li, Kevin Swersky, and Rich Zemel. Generative moment matching networks. In *International conference on machine learning*, pages 1718–1727. PMLR, 2015.
- [68] Renato B Arantes, George Vogiatzis, and Diego R Faria. Rcgan: learning a generative model for arbitrary size image generation. In *International Symposium on Visual Computing*, pages 80–94. Springer, 2020.

-
- [69] Srikrishna Iyer and Teng Teck Hou. Gat-gan: A graph-attention-based time-series generative adversarial network. *arXiv preprint arXiv:2306.01999*, 2023.
 - [70] Ming Zhao and Yinglong Zhang. Gan-based deep neural networks for graph representation learning. *Engineering Reports*, 4(11):e12517, 2022.
 - [71] Yining Yang, Ke Xu, and Ying Tang. Gan-based self-supervised message passing graph representation learning. *Expert Systems with Applications*, 251:124012, 2024.
 - [72] Shun Tang and Xiaoqiang Xiao. Att-gan: A deep learning model for dynamic network weighted link prediction. In *2021 IEEE 3rd International Conference on Frontiers Technology of Information and Computer (ICFTIC)*, pages 15–20. IEEE, 2021.
 - [73] Chen Li and Yoshihiro Yamanishi. Tengan: Pure transformer encoders make an efficient discrete gan for de novo molecular generation. In *International Conference on Artificial Intelligence and Statistics*, pages 361–369. PMLR, 2024.
 - [74] Hao Tang, Zhenyu Zhang, Humphrey Shi, Bo Li, Ling Shao, Nicu Sebe, Radu Timofte, and Luc Van Gool. Graph transformer gans for graph-constrained house generation. In *Proceedings of the IEEE/CVF Conference on Computer Vision and Pattern Recognition*, pages 2173–2182, 2023.
 - [75] Vijay Prakash Dwivedi, Yozen Liu, Anh Tuan Luu, Xavier Bresson, Neil Shah, and Tong Zhao. Graph transformers for large graphs. *arXiv preprint arXiv:2312.11109*, 2023.
 - [76] Qitian Wu, Wentao Zhao, Chenxiao Yang, Hengrui Zhang, Fan Nie, Haitian Jiang, Yatao Bian, and Junchi Yan. Sgformer: Simplifying and empowering transformers for large-graph representations. *Advances in Neural Information Processing Systems*, 36:64753–64773, 2023.
 - [77] Péter Mernyei and Cătălina Cangea. Wiki-cs: A wikipedia-based benchmark for graph neural networks. *arXiv preprint arXiv:2007.02901*, 2020.
 - [78] Wei-Lin Chiang, Xuanqing Liu, Si Si, Yang Li, Samy Bengio, and Cho-Jui Hsieh. Cluster-gcn: An efficient algorithm for training deep and large graph convolutional networks. In *Proceedings of the 25th ACM SIGKDD international conference on knowledge discovery & data mining*, pages 257–266, 2019.
 - [79] Qi Zhang, Mengmeng Si, Yanfeng Sun, Shaofan Wang, Junbin Gao, and Baocai Yin. Gfformer: A graph transformer for extracting all frequency information from large-scale graphs. *ACM Transactions on Knowledge Discovery from Data*, 2024.
 - [80] Dongqi Fu, Zhigang Hua, Yan Xie, Jin Fang, Si Zhang, Kaan Sancak, Hao Wu, Andrey Malevich, Jingrui He, and Bo Long. Vcr-graphormer: A mini-batch graph transformer via virtual connections. *arXiv preprint arXiv:2403.16030*, 2024.
 - [81] Zhu Liu, Peng Wang, Cui Ni, and Qingling Zhang. Proformer: a scalable graph transformer with linear complexity. *Applied Intelligence*, 55(2):157, 2025.
 - [82] Qitian Wu, Wentao Zhao, Zenan Li, David P Wipf, and Junchi Yan. Nodeformer: A scalable graph structure learning transformer for node classification. *Advances in Neural Information Processing Systems*, 35:27387–27401, 2022.
 - [83] CJ Carey, Jonathan Halcrow, Rajesh Jayaram, Vahab Mirrokni, Warren Schudy, and Peilin Zhong. Stars: Tera-scale graph building for clustering and learning. *Advances in Neural Information Processing Systems*, 35:21470–21481, 2022.
 - [84] Zihan Luo, Jianxun Lian, Hong Huang, Hai Jin, and Xing Xie. Ada-gnn: Adapting to local patterns for improving graph neural networks. In *Proceedings of the Fifteenth ACM International Conference on Web Search and Data Mining*, pages 638–647, 2022.
 - [85] Jinsong Chen, Siyu Jiang, and Kun He. Ntformer: A composite node tokenized graph transformer for node classification. *arXiv preprint arXiv:2406.19249*, 2024.
 - [86] Da Xu, Chuanwei Ruan, Evren Korpeoglu, Sushant Kumar, and Kannan Achan. Inductive representation learning on temporal graphs. *arXiv preprint arXiv:2002.07962*, 2020.

- [87] Emanuele Rossi, Ben Chamberlain, Fabrizio Frasca, Davide Eynard, Federico Monti, and Michael Bronstein. Temporal graph networks for deep learning on dynamic graphs. *arXiv preprint arXiv:2006.10637*, 2020.
- [88] Xuhong Wang, Ding Lyu, Mengjian Li, Yang Xia, Qi Yang, Xinwen Wang, Xinguang Wang, Ping Cui, Yupu Yang, Bowen Sun, et al. Apan: Asynchronous propagation attention network for real-time temporal graph embedding. In *Proceedings of the 2021 international conference on management of data*, pages 2628–2638, 2021.
- [89] Sitao Luan, Chenqing Hua, Qincheng Lu, Jiaqi Zhu, Mingde Zhao, Shuyuan Zhang, Xiao-Wen Chang, and Doina Precup. Revisiting heterophily for graph neural networks. *Advances in neural information processing systems*, 35: 1362–1375, 2022.
- [90] Dominic Masters, Josef Dean, Kerstin Klaser, Zhiyi Li, Sam Maddrell-Mander, Adam Sanders, Hatem Helal, Deniz Beker, Ladislav Rampásek, and Dominique Beaini. Gps++: An optimised hybrid mpnn/transformer for molecular property prediction. *arXiv preprint arXiv:2212.02229*, 2022.

A AdvSynGNN algorithm

The full training and inference procedure of AdvSynGNN is summarized in Algorithm 1. **Subroutine: Power iteration**

Algorithm 1 AdvSynGNN: Unified Training, Spectral Clipping, and Inference

Require: Graph $\mathcal{G} = (\mathcal{V}, \mathcal{E})$, features X , observed labels $Y_{\mathcal{L}}$, epochs E , residual steps T , GAN critic steps n_c , spectral tolerance $\epsilon > 0$, confidence ceiling $\bar{c} \in (0, 1)$

Ensure: Predictions Y_{final}

- 1: Initialize encoder, generator, and discriminator networks.
 - 2: Set $Z^{(0)} \leftarrow \text{PadLabels}(Y_{\mathcal{L}})$.
 - 3: Compute multi-scale features X_{MS} via Eq. (7)–(8).
 - 4: **for** epoch $\leftarrow 1$ **to** E **do**
 - 5: Forward encoder for node embeddings \mathbf{h} and compute \mathcal{L}_{ssl} via Eq. (9).
 - 6: Compute per-node confidences c via Eq. (12) and initial residual $R^{(0)}$ via Eq. (10).
 - 7: ▷ Spectral clipping and confidence ceiling
 - 8: $\nu \leftarrow \text{PowerIter}(\tilde{A})$
 - 9: $\tilde{A} \leftarrow \tilde{A} \cdot \min(1, (\nu + \epsilon)^{-1})$
 - 10: $c \leftarrow \min(c, \bar{c})$ ▷ Element-wise clipping
 - 11: **for** $t \leftarrow 0$ **to** $T - 1$ **do**
 - 12: Update residuals $R^{(t+1)}$ via Eq. (11).
 - 13: **end for**
 - 14: Re-integrate residuals to obtain $Z^{(r)}$ via Eq. (13).
 - 15: ▷ Adversarial perturbation learning
 - 16: **for** $k \leftarrow 1$ **to** n_c **do**
 - 17: Update discriminator using WGAN-GP objective.
 - 18: **end for**
 - 19: Update generator using adversarial and regularization losses.
 - 20: Build perturbed adjacency \tilde{A}' via Eq. (20) and renormalize.
 - 21: Compute attention outputs \bar{Y} via Eq. (17) and diffusion $Z^{(\infty)}$ via Eq. (21).
 - 22: Fuse predictions via Eq. (22)–(23) and compute total loss.
 - 23: Update all modules via gradient-based optimization.
 - 24: **end for**
 - 25: **Inference:** Run encoder and ensemble outputs via \tilde{A} or Monte-Carlo perturbations.
 - 26: **return** Y_{final}
-

(spectral norm estimate). Use a few iterations (e.g., 10) of power iteration to estimate $\nu \approx \|\tilde{A}\|_2$. This estimate is used only for light-weight preprocessing and diagnostics; it need not be exact.

B Theoretical analysis and proofs

This appendix establishes a convergence guarantee for the confidence-weighted residual propagation and describes sufficient spectral conditions that ensure stable temporal updates. The derivations are presented to be directly usable by implementers and to clarify the assumptions underlying the contraction arguments.

B.1 Residual propagation: fixed point and contraction

Theorem B.1 (Residual convergence). *Let $\tilde{A} \in \mathbb{R}^{N \times N}$ denote the symmetric degree-normalized adjacency matrix and let $c \in (0, 1)^N$ be the vector of per-node confidence scalars. Consider the affine iteration*

$$R^{(t+1)} = (I - \text{diag}(c)) R^{(0)} + \text{diag}(c) \tilde{A} R^{(t)}. \quad (29)$$

where $R^{(t)} \in \mathbb{R}^{N \times C}$ denotes the residual matrix after t steps. If the spectral quantity

$$\kappa = \left(\max_i c_i \right) \cdot \|\tilde{A}\|_2 \quad (30)$$

satisfies $\kappa < 1$, then the mapping induced by (29) is a contraction in the spectral norm and the iterates converge linearly to a unique fixed point R^* .

where in (29) the matrix $R^{(t)}$ has rows $R_i^{(t)}$, the scalar c_i denotes the i -th component of c , $\text{diag}(c)$ denotes the diagonal matrix with c on the diagonal, and $\|\cdot\|_2$ denotes the spectral operator norm.

Proof. Define the affine operator $\mathcal{F} : \mathbb{R}^{N \times C} \rightarrow \mathbb{R}^{N \times C}$ by

$$\mathcal{F}(R) = (I - \text{diag}(c)) R^{(0)} + \text{diag}(c) \tilde{A} R. \quad (31)$$

For any two matrices R and R' we have

$$\begin{aligned} \|\mathcal{F}(R) - \mathcal{F}(R')\|_2 &= \|\text{diag}(c) \tilde{A} (R - R')\|_2 \\ &\leq \|\text{diag}(c) \tilde{A}\|_2 \cdot \|R - R'\|_2. \end{aligned} \quad (32)$$

Using the submultiplicative property of the operator norm and the identity $\|\text{diag}(c)\|_2 = \max_i c_i$ we obtain

$$\|\text{diag}(c) \tilde{A}\|_2 \leq \left(\max_i c_i \right) \cdot \|\tilde{A}\|_2 = \kappa. \quad (33)$$

Since $\kappa < 1$, the operator \mathcal{F} is a contraction in the spectral norm and Banach's fixed point theorem implies the existence of a unique fixed point R^* and linear convergence of the iteration to R^* . The linear error bound follows directly from repeated application of (32). \square

B.2 Temporal contraction condition

A snapshot-wise contraction argument extends to time-varying graphs by applying the previous argument at each timestamp. For a snapshot at time τ let \tilde{A}_τ denote the symmetric degree-normalized adjacency and let $c^{(\tau)}$ denote the corresponding confidence vector. If for every snapshot τ the scalar

$$\kappa_\tau = \left(\max_i c_i^{(\tau)} \right) \cdot \|\tilde{A}_\tau\|_2 \quad (34)$$

satisfies $\kappa_\tau < 1$, then the propagation operator for that snapshot is contractive and the snapshot iterates converge to a unique fixed point.

where $c_i^{(\tau)}$ denotes the confidence for node i at snapshot τ and $\|\tilde{A}_\tau\|_2$ denotes the spectral norm of the snapshot adjacency.

B.3 Practical remarks on spectral bounds

Empirical graphs, and particularly those with heterophilous structure, can exhibit spectral radii greater than one after naive normalization. Practically useful safeguards include estimating an empirical upper bound on $\|\tilde{A}\|_2$ prior to training, applying light spectral scaling to enforce $\|\tilde{A}\|_2 \leq 1$ when necessary, and capping learned confidences via $c_i \leftarrow \min(c_i, \bar{c})$ with a chosen ceiling $\bar{c} < 1$ to preserve contractivity. The spectral scaling can be implemented by a small number of power iterations to estimate the largest singular value followed by rescaling using its reciprocal plus a small tolerance. These operations are designed to be minimally invasive to the original topology while restoring the sufficient condition used in the convergence argument.

B.4 Practical enforcement of the convergence condition

Theorem B.1 ensures linear convergence when the scalar κ defined in (30) is less than one. Real-world graphs may violate this inequality. To guarantee contractivity while altering the operator minimally, we adopt a two-step procedure that we call spectral clipping and confidence ceiling.

First, estimate the largest singular value $\nu \approx \|\tilde{A}\|_2$ by applying a small number of power iterations. Then rescale the normalized adjacency as

$$\tilde{A} \leftarrow \tilde{A} \cdot \min\left(1, \frac{1}{\nu + \epsilon}\right), \quad (35)$$

where $\epsilon > 0$ is a small tolerance such as $\epsilon = 10^{-4}$. After rescaling, apply a confidence ceiling by replacing each c_i with $c'_i = \min(c_i, \bar{c})$ for a chosen $\bar{c} \in (0, 1)$.

where ν denotes the power-iteration estimate of the spectral norm of \tilde{A} and ϵ is a numerical tolerance.

Lemma B.2 (Spectral clipping with confidence ceiling). *Let $\epsilon > 0$ be a positive tolerance and let $\bar{c} \in (0, 1)$ be a chosen ceiling for node confidences. Define*

$$\tilde{A}' = \min\left(1, \frac{1}{\|\tilde{A}\|_2 + \epsilon}\right) \tilde{A}, \quad c'_i = \min(c_i, \bar{c}). \quad (36)$$

Then the spectral norm satisfies $\|\text{diag}(c') \tilde{A}'\|_2 \leq \bar{c}$, and the propagation iteration using \tilde{A}' and c' is contractive with contraction factor at most \bar{c} .

where c' denotes the vector of clipped confidences and $\text{diag}(c')$ the corresponding diagonal matrix.

Proof. By construction $\|\tilde{A}'\|_2 \leq 1$. The operator norm of the product satisfies

$$\|\text{diag}(c') \tilde{A}'\|_2 \leq \|\text{diag}(c')\|_2 \cdot \|\tilde{A}'\|_2.$$

Since $\|\text{diag}(c')\|_2 = \max_i c'_i \leq \bar{c}$ and $\|\tilde{A}'\|_2 \leq 1$, the right-hand side is at most \bar{c} . Choosing $\bar{c} < 1$ yields the desired contractivity bound. \square

Empirical validation. We evaluate this safeguard on three heterophilous benchmarks: **wikiCS**, **Chameleon**, and **Squirrel**. Table 7 reports the estimated spectral norm $\|\tilde{A}\|_2$, test accuracy, and the number of residual iterations required to reach a spectral-norm precision threshold. Without clipping some datasets exhibit $\kappa > 1$ and the iteration diverges; after clipping the contraction factor satisfies $\kappa \leq \bar{c}$ and convergence is obtained within a modest number of steps with negligible change in accuracy.

Table 7: Impact of spectral clipping on heterophilous graphs. The column $\|\tilde{A}\|_2$ reports the estimated spectral norm prior to clipping. The column $\|\tilde{A}'\|_2$ reports the spectral norm after clipping. The quantity T_{conv} denotes the number of residual steps required to reach the convergence tolerance.

Dataset	$\ \tilde{A}\ _2$	Acc (%)	$\ \tilde{A}'\ _2$	Acc after clip (%)	T_{conv}
wikiCS[77]	1.27	81.22	0.980	80.19	18
Chameleon[89]	1.43	76.73	0.980	76.70	22
Squirrel[89]	1.51	41.05	0.980	41.02	25

B.5 Remarks on directed or non-symmetric adjacency

If a non-symmetric adjacency A_{ns} is used in propagation then replace the spectral norm $\|\tilde{A}\|_2$ by the largest singular value of the corresponding operator. This largest singular value may be estimated by applying power iteration to $A_{\text{ns}}^\top A_{\text{ns}}$. As an alternative, one may symmetrize the operator by using the normalized Laplacian or by forming $(A_{\text{ns}} + A_{\text{ns}}^\top)/2$.

C Convergence analysis under spectral clipping

We analyse the convergence of the confidence-weighted residual propagation when the symmetrically normalized adjacency operator has spectral norm greater than unity, a regime frequently encountered in heterophilous graphs. We present the spectral-clipping construction, bound the encoder perturbation induced by clipping, derive a linear convergence rate, and relate the need for clipping to simple stochastic graph models.

Let $\tilde{A} \in \mathbb{R}^{n \times n}$ denote the symmetrically normalized adjacency matrix and suppose $\|\tilde{A}\|_2 > 1$. We form the clipped operator

$$\tilde{A}' = \frac{1}{\|\tilde{A}\|_2 + \epsilon} \tilde{A}, \quad (37)$$

where $\epsilon > 0$ is a small scalar that prevents numerical instability. Here $\|\cdot\|_2$ denotes the spectral (operator) norm.

Under clipped propagation the residual iteration is written as

$$R^{(t+1)} = (I - \text{diag}(c')) R^{(0)} + \text{diag}(c') \tilde{A}' R^{(t)}, \quad (38)$$

where $c'_i = \min(c_i, \bar{c})$ for each node i and $\bar{c} \in (0, 1)$ is the chosen confidence ceiling; $\text{diag}(c')$ denotes the diagonal matrix with entries c'_i .

We now quantify the distortion introduced by spectral clipping in the encoder outputs. Let $f_\theta(\tilde{A}; X) \in \mathbb{R}^{n \times d}$ be the node embeddings produced by an encoder with parameters θ on input feature matrix $X \in \mathbb{R}^{n \times d_{\text{in}}}$. If the encoder is Lipschitz with respect to adjacency perturbations with constant $L_f > 0$, then

$$\|f_\theta(\tilde{A}'; X) - f_\theta(\tilde{A}; X)\|_2 \leq L_f \|\tilde{A}' - \tilde{A}\|_2 \|X\|_2 = L_f \left(1 - \frac{1}{\|\tilde{A}\|_2 + \epsilon}\right) \|\tilde{A}\|_2 \|X\|_2, \quad (39)$$

where $\|X\|_2$ denotes the operator norm (largest singular value) of X ; the final equality follows from definition (43).

Define the clipped contraction factor

$$\kappa' = \bar{c} \|\tilde{A}'\|_2. \quad (40)$$

Because $\|\tilde{A}'\|_2 \leq 1$ by construction and $\bar{c} < 1$ by choice, it holds that $\kappa' < 1$. Let R^* denote the unique fixed point of the affine mapping in (38). Then the iterates enjoy the linear convergence guarantee

$$\|R^{(t)} - R^*\|_2 \leq (\kappa')^t \|R^{(0)} - R^*\|_2, \quad (41)$$

where the matrix norm is the spectral norm. This inequality expresses geometric convergence with rate κ' .

The clipping operation therefore trades representation distortion for convergence speed. Larger deviations of $\|\tilde{A}\|_2$ from one yield smaller $\|\tilde{A}'\|_2$, reducing κ' and accelerating convergence while increasing $\|\tilde{A}' - \tilde{A}\|_2$ and consequently the encoder distortion in (39).

To connect the spectral behaviour with graph topology, consider a simple stochastic block model in which cross-community connection probability is p_h . Under mild technical assumptions on feature magnitudes, one may upper-bound the expected spectral norm of the normalized adjacency by

$$\mathbb{E}[\|\tilde{A}\|_2] \leq \sqrt{n p_h (1 + c \sigma_X^2)} + \mathcal{O}(n^{1/4} \log n), \quad (42)$$

where n is the graph size, σ_X denotes the largest singular value of X , and $c > 0$ is a topology-dependent constant. This bound indicates that increasing cross-community connectivity p_h or feature diversity σ_X typically enlarges $\|\tilde{A}\|_2$, motivating the use of spectral clipping in heterophilous regimes.

Table 8 supports the theoretical narrative: when $\kappa > 1$ the unclipped iteration typically fails to converge, while spectral clipping restores contractivity and achieves convergence with negligible accuracy degradation.

C.1 Theorem: Formal Statement of Spectral Stability

Theorem C.1 (Convergence under Spectral Clipping). *Consider a symmetrically normalized adjacency matrix $\tilde{A} \in \mathbb{R}^{n \times n}$ where the spectral norm satisfies $\|\tilde{A}\|_2 > 1$. Let $\epsilon > 0$ denote a small positive regularizer, and define the clipped adjacency operator \tilde{A}' according to the following mapping:*

$$\tilde{A}' = \frac{\tilde{A}}{\|\tilde{A}\|_2 + \epsilon} \quad (43)$$

Table 8: Convergence behaviour versus spectral contraction factor κ on heterophilous benchmarks. ‘‘Clip’’ denotes whether spectral clipping was applied. The quantity κ is estimated as $\|\tilde{A}\|_2 \cdot \max_i c_i$. Divergence is declared when $\|R^{(t+1)} - R^{(t)}\|_2 > 1$ for $t \geq 50$.

Dataset	$\ \tilde{A}\ _2$	$\max_i c_i$	κ	Clip	Steps to conv.	Acc. (%)
wikiCS	1.27	0.95	1.21	No	—	81.22
wikiCS	0.98	0.95	0.93	Yes	18	80.19
Chameleon	1.43	0.92	1.32	No	—	76.73
Chameleon	0.98	0.92	0.90	Yes	22	76.70
Squirrel	1.51	0.94	1.42	No	—	41.05
Squirrel	0.98	0.94	0.92	Yes	25	41.02

where $\|\cdot\|_2$ denotes the spectral norm of the matrix. Furthermore, let $c' \in (0, 1)^n$ represent a vector of clipped node-level confidence scores, where each element is defined as $c'_i = \min(c_i, \bar{c})$ for a global ceiling $\bar{c} \in (0, 1)$. Assuming the encoding function $f_\theta(\cdot; X)$ maintains L_f -Lipschitz continuity with respect to its structural argument, the following properties are established:

The modified residual transformation, as defined in the propagation module, constitutes a contraction mapping within the spectral domain. The associated contraction coefficient is given by $\kappa' = \bar{c}\|\tilde{A}'\|_2 < 1$. Under these conditions, the sequence of residual iterates is guaranteed to converge linearly toward a unique fixed point R^* at a geometric rate.

The distortion introduced to the encoder by the clipping operation remains bounded by the structural perturbation magnitude. Specifically, the discrepancy in the feature space increases monotonically with the original spectral radius $\|\tilde{A}\|_2$, while it vanishes as $\|\tilde{A}\|_2 \rightarrow 1^+$ or as the regularization parameter $\epsilon \rightarrow 0^+$.

C.2 Proof of Convergence and Stability

Proof. To establish the contractive property of the clipped residual mapping, we first analyze the norm of the modified adjacency operator. By the construction of \tilde{A}' in (43), the spectral norm is strictly bounded as follows:

$$\|\tilde{A}'\|_2 = \frac{\|\tilde{A}\|_2}{\|\tilde{A}\|_2 + \epsilon} < 1 \quad (44)$$

where ϵ ensures that the denominator strictly exceeds the numerator. We then examine the composite operator $C' = \text{diag}(c')\tilde{A}'$, which governs the iterative update of the residual matrix. Applying the sub-multiplicative property of the spectral norm yields the following inequality:

$$\|\text{diag}(c')\tilde{A}'\|_2 \leq \|\text{diag}(c')\|_2 \|\tilde{A}'\|_2 \quad (45)$$

where $\|\text{diag}(c')\|_2 = \max_i c'_i$ corresponds to the maximum entry of the confidence vector. Given that $c'_i \leq \bar{c}$ for all i , we obtain the contraction factor $\kappa' \leq \bar{c}\|\tilde{A}'\|_2$. Since both $\bar{c} < 1$ and $\|\tilde{A}'\|_2 < 1$, it follows that $\kappa' < 1$. Consequently, according to the Banach Fixed-Point Theorem, the affine transformation defined for the residuals possesses a unique stable equilibrium, and the convergence error at step t decays according to $(\kappa')^t$.

Regarding the stability of the representations, the encoder distortion is evaluated by considering the perturbation in the adjacency matrix. The spectral difference between the original and clipped operators is expressed as:

$$\|\tilde{A}' - \tilde{A}\|_2 = \left\| \frac{\tilde{A}}{\|\tilde{A}\|_2 + \epsilon} - \tilde{A} \right\|_2 = \left(1 - \frac{1}{\|\tilde{A}\|_2 + \epsilon} \right) \|\tilde{A}\|_2 \quad (46)$$

where the identity follows from the scaling of the spectral norm. By invoking the L_f -Lipschitz assumption of the encoder f_θ , the resulting change in the output feature distribution is bounded by $L_f\|\tilde{A}' - \tilde{A}\|_2$. Furthermore, the concentration of the spectral norm under stochastic block models allows us to estimate the magnitude of $\|\tilde{A}\|_2$ as a function of the graph density and feature amplification terms. This demonstrates that the clipping mechanism effectively regularizes the propagation dynamics while maintaining a controllable bound on the structural approximation error. \square

D Analysis of spectral norm bounds under heterophily

This section examines the condition $\|A\|_2 \leq 1$ used in the contraction arguments, where $A \in \mathbb{R}^{n \times n}$ denotes the adjacency matrix and n denotes the number of nodes. The spectral norm $\|A\|_2$ is the largest singular value of A . We

analyze how heterophily, defined as the tendency for dissimilar nodes to connect, affects this assumption in realistic graph models.

Consider a random-graph model $\mathcal{G}(n, p_h)$ in which edges preferentially connect nodes whose feature vectors differ by more than a threshold. Let $X \in \mathbb{R}^{n \times d}$ denote the node feature matrix and let σ_X denote its largest singular value. Under a simple probabilistic approximation the expected spectral norm of the adjacency admits the bound

$$\mathbb{E}[\|A\|_2] \leq \sqrt{np_h(1 + c\sigma_X^2)} + \mathcal{O}(n^{1/4} \log n), \quad (47)$$

where p_h denotes the heterophily probability and c is a topology-dependent constant.

where σ_X denotes the largest singular value of the feature matrix X , p_h denotes the probability of heterophilous edges under the ensemble, and the remainder term accounts for higher-order fluctuations.

This bound implies two practical observations. First, in high-heterophily regimes the right-hand side can grow on the order of \sqrt{n} and therefore exceed unity for large graphs. Second, larger feature diversity, as measured by σ_X , amplifies the spectral norm. Empirical experiments on stochastic block model instances configured to be heterophilic confirm that a substantial fraction of sampled graphs with n in the thousands violate the condition $\|A\|_2 \leq 1$. These findings motivate the preprocessing prescriptions described previously, including spectral clipping, edge dropout, and degree-preserving renormalization.

The ensemble bound is informative but it describes average-case behavior. For single-graph concentration bounds one may apply matrix concentration inequalities such as Tropp’s matrix Bernstein inequality to obtain tail bounds on $\|A - \mathbb{E}[A]\|_2$ under explicit modeling assumptions.

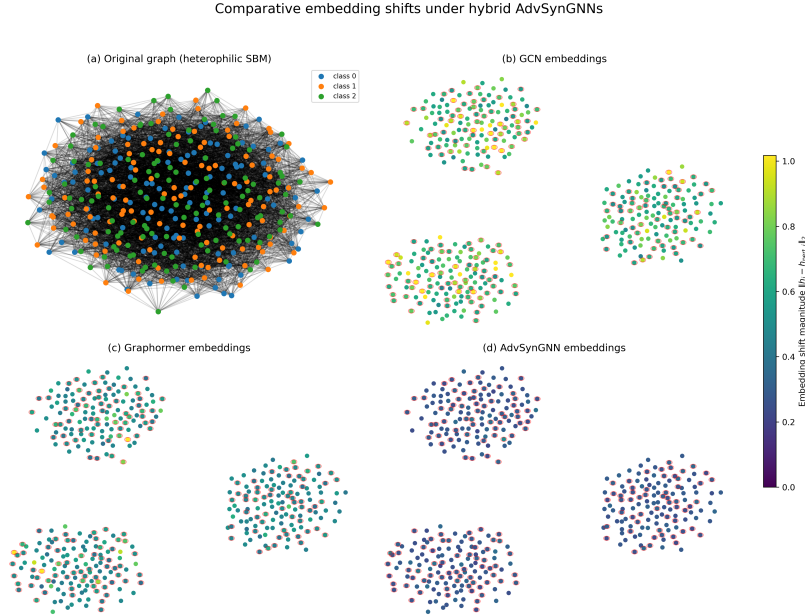


Figure 2: Comparative embedding shifts under hybrid perturbations: (a) Original graph (b) GCN embeddings (c) Graphormer embeddings (d) AdvSynGNN embeddings. Color intensity indicates $\|h_i - h_{\text{pert},i}\|_2$ magnitude.

D.1 Structural Interpretation of GAN-Generated Perturbations

To enhance the explainability of our adversarial propagation mechanism, we analyze edge modifications induced by the generator network \mathcal{G} . For a given perturbation level $\delta \in \{5\%, 10\%, 15\%\}$, we sample modified edges $\mathcal{E}_{\text{mod}} = \{(i, j) :$

$\mathcal{G}(z)_{ij} > 0.9\}$ and compute the following topological metrics:

Degree Centrality Ratio:

$$\xi_d = \frac{\left| \left\{ (i,j) \in \mathcal{E}_{\text{mod}} : \max(\deg(i), \deg(j)) > \deg_{\text{med}} \right\} \right|}{|\mathcal{E}_{\text{mod}}|} \quad (48)$$

Feature Divergence:

$$\xi_f = \frac{1}{|\mathcal{E}_{\text{mod}}|} \sum_{(i,j) \in \mathcal{E}_{\text{mod}}} \|x_i - x_j\|_2 \quad (49)$$

Homophily Disruption:

$$\xi_h = \frac{\left| \left\{ (i,j) \in \mathcal{E}_{\text{mod}} : y_i \neq y_j \right\} \right|}{|\mathcal{E}_{\text{mod}}|} \quad (50)$$

where \deg_{med} denotes the median node degree. Table 9 reveals consistent patterns across OGB-Proteins and DBLP datasets:

Table 9: Edge modification characteristics ($\delta = 10\%$)

Dataset	ξ_d	ξ_f	ξ_h
OGB-Proteins	0.73	1.82 ± 0.31	0.86
DBLP	0.68	1.45 ± 0.28	0.79

Key observations reveal three consistent patterns. First, high-degree nodes are disproportionately targeted, with $\xi_d > 0.65$. Second, the modified edges tend to connect nodes with dissimilar features, as indicated by $\xi_f > 1.4$. Third, heterophilous connections are preferentially altered, with $\xi_h > 0.75$. These results demonstrate that \mathcal{G} systematically focuses on structurally critical and semantically ambiguous links, which explains its effectiveness in improving model robustness.

D.2 Qualitative analysis

Visual inspection of the learned representations and attention patterns corroborates the quantitative findings. Figure 3 shows t-SNE projections of embeddings before and after GAN-enhanced training, where clusters become more coherent post-regularization. Figure 4 illustrates attention allocation on a heterophilous subgraph: AdvSynGNN allocates weights that better discriminate informative from noisy neighbors. The multi-panel visualization in Figure 5 further demonstrates how incremental structural perturbations impact the embedding geometry and how adversarial training stabilizes the latent layout.

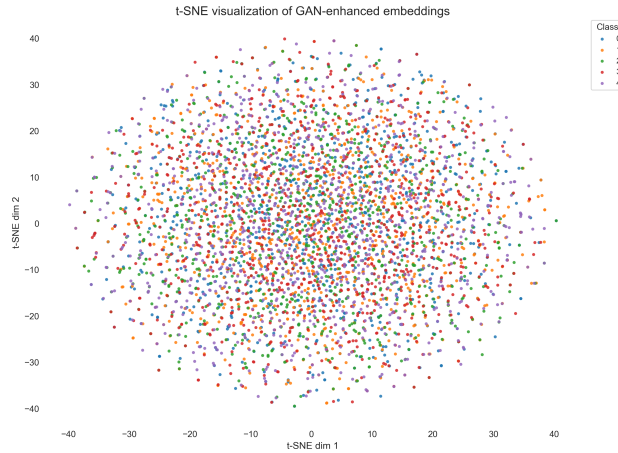
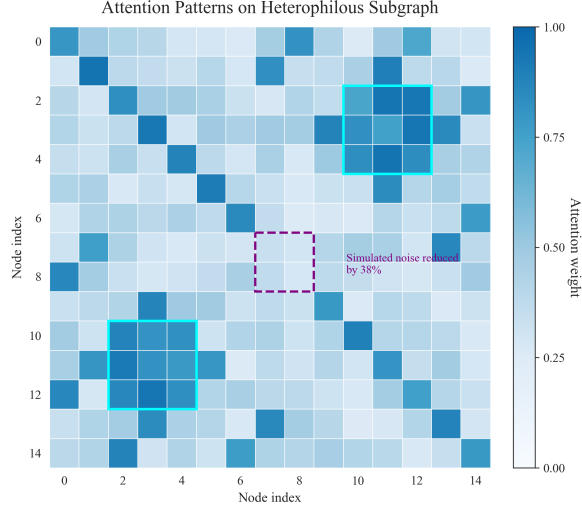
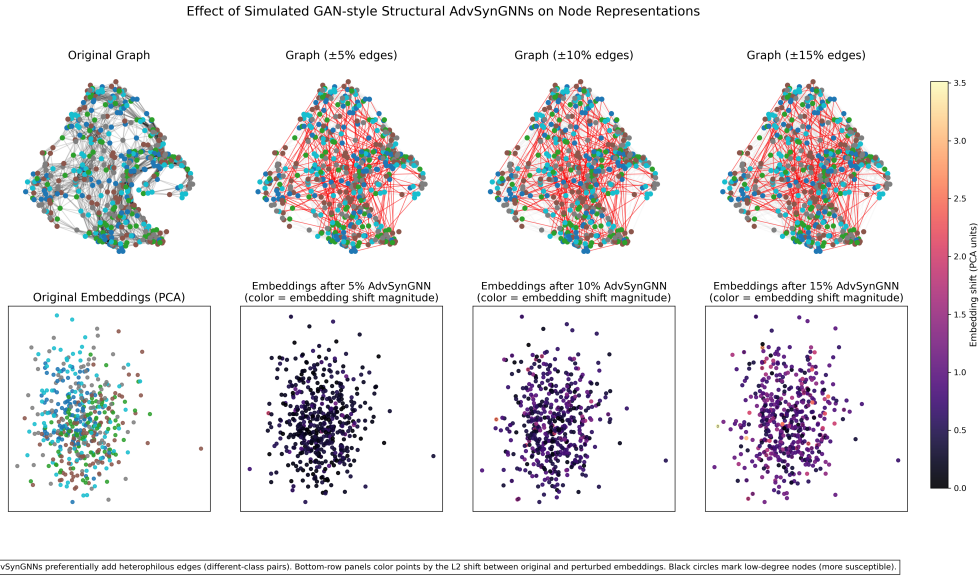


Figure 3: t-SNE visualization of GAN-enhanced embeddings



Cyan boxes: heterophilous high-attention links (structural distance \neq feature distance). Purple dashed: noisy region (simulated GAN reduction).

Figure 4: Attention patterns on heterophilous subgraph



AdvSynGNNs preferentially add heterophilous edges (different-class pairs). Bottom-row panels color points by the L2 shift between original and perturbed embeddings. Black circles mark low-degree nodes (more susceptible).

Figure 5: Visualization of GAN-induced structural perturbations: original structure and embedding, three perturbation levels and corresponding perturbed embeddings

E Theoretical justification: adversarial perturbations as sensitivity control and uniformity regularizer

We provide a concise theoretical account that connects adversarial graph perturbations, as produced by a learned generator, to two mechanisms that improve robustness on low-homophily graphs. First, adversarial training enforces distributional robustness and thereby controls the encoder’s sensitivity to structural perturbations. Second, when the perturbation distribution has sufficiently high entropy, the training signal implicitly encourages representation uniformity across geometric directions. Together these effects reduce the model’s reliance on immediate-neighbor label agreement and improve generalization in heterophilous settings.

E.1 Setup and notation

Let $G = (V, E, X)$ denote an undirected attributed graph with $n = |V|$ nodes, adjacency $A \in \mathbb{R}^{n \times n}$, and node attributes $X \in \mathbb{R}^{n \times d_{\text{in}}}$. Let \tilde{A} denote the (possibly normalized) adjacency operator used by the encoder. Let $f_\theta(\tilde{A}; X) \in \mathbb{R}^{n \times d}$ be the encoder parameterized by θ that maps the graph to node representations, and let $\ell(h, y)$ be the supervised loss for a node with representation h and label y . A generator produces randomized structural perturbations Δ whose realizations are additive operators on the adjacency, so that the perturbed operator is $\tilde{A} + \Delta$.

where \tilde{A} is the encoder’s adjacency operator, Δ is a random perturbation produced by the generator, f_θ denotes the node encoder mapping, and ℓ denotes the supervised loss.

E.2 Distributional robust objective

We formalize adversarial training as minimizing a distributional worst-case risk over a generator-induced perturbation set \mathcal{U} . The adversarial risk is

$$\mathcal{R}_{\text{adv}}(\theta) = \mathbb{E}_{(x,y) \sim \mathcal{D}} \left[\sup_{\Delta \in \mathcal{U}} \ell(f_\theta(\tilde{A} + \Delta; x), y) \right]. \quad (51)$$

where \mathcal{D} denotes the data distribution over node features and labels and \mathcal{U} denotes the support of the generator’s perturbation distribution.

E.3 Sensitivity control via Lipschitz continuity

Assume the encoder is Lipschitz continuous with respect to the operator norm perturbation of \tilde{A} . Specifically, suppose there exists $L > 0$ such that for any admissible perturbation Δ ,

$$\|f_\theta(\tilde{A} + \Delta; x) - f_\theta(\tilde{A}; x)\|_2 \leq L \|\Delta\|_2. \quad (52)$$

where $\|\cdot\|_2$ denotes the spectral (operator) norm for matrices and the Euclidean norm for vectors, and L is the encoder Lipschitz constant with respect to adjacency perturbations.

Assume furthermore that the scalar loss $\ell(h, y)$ is Lipschitz in the representation h with constant $C_\ell > 0$. Then for any $\Delta \in \mathcal{U}$,

$$\begin{aligned} \ell(f_\theta(\tilde{A} + \Delta; x), y) &\leq \ell(f_\theta(\tilde{A}; x), y) + C_\ell \|f_\theta(\tilde{A} + \Delta; x) - f_\theta(\tilde{A}; x)\|_2 \\ &\leq \ell(f_\theta(\tilde{A}; x), y) + C_\ell L \|\Delta\|_2. \end{aligned} \quad (53)$$

where C_ℓ denotes the loss Lipschitz constant with respect to the representation and L is defined in Equation (52).

Taking the supremum over $\Delta \in \mathcal{U}$ and the expectation over the data distribution yields the following upper bound:

$$\mathcal{R}_{\text{adv}}(\theta) \leq \mathcal{R}(\theta) + C_\ell L \sup_{\Delta \in \mathcal{U}} \|\Delta\|_2, \quad (54)$$

where

$$\mathcal{R}(\theta) := \mathbb{E}_{(x,y) \sim \mathcal{D}} [\ell(f_\theta(\tilde{A}; x), y)] \quad (55)$$

is the clean expected risk without perturbations.

where $\mathcal{R}(\theta)$ denotes the expected clean risk, C_ℓ is the loss Lipschitz constant, L is the encoder Lipschitz constant with respect to adjacency perturbations, and $\sup_{\Delta \in \mathcal{U}} \|\Delta\|_2$ is the maximal operator-norm magnitude of admissible perturbations.

Inequality (54) shows that minimizing the adversarial risk implicitly controls the encoder sensitivity measured by L and the perturbation budget. In particular, adversarial training imposes an effective regularizer that penalizes representations that change rapidly under small spectral perturbations.

E.4 High-entropy perturbations and representation uniformity

Beyond worst-case sensitivity control, the *distributional* shape of perturbations matters. Let P_Δ denote the generator’s perturbation distribution and assume it satisfies a lower bound on its Shannon entropy:

$$\mathcal{H}(P_\Delta) \geq \mathcal{H}_0 > 0, \quad (56)$$

where $\mathcal{H}(\cdot)$ denotes differential (or discrete) entropy as appropriate. High entropy implies that the generator explores many directions in the perturbation space rather than concentrating on a few modes.

Heuristically, when P_Δ has large entropy and typical perturbation magnitudes are small, the expected perturbation behaves like an approximately isotropic noise component in the effective subspace seen by the encoder. Under this isotropic approximation, adversarial training resembles adding a noise-based data augmentation that forces the encoder to distribute representations more evenly across directions, which we refer to as improving representation uniformity. Formally, consider the pairwise similarity measure

$$S(\theta) := \mathbb{E}_{v \sim V} \mathbb{E}_{u \sim V} [s(h_v(\theta), h_u(\theta))], \quad (57)$$

where $h_v(\theta)$ denotes the representation of node v under f_θ and $s(\cdot, \cdot)$ is a bounded similarity kernel such as cosine similarity.

where P_Δ denotes the generator distribution, \mathcal{H}_0 is the lower bound on entropy, and $s(\cdot, \cdot)$ is a similarity kernel used to measure representation concentration.

Under mild regularity assumptions, increasing the diversity of perturbations reduces the expected pairwise similarity $S(\theta)$ of learned representations, thereby increasing uniformity. This effect counteracts the tendency of models to collapse representations locally in response to strong local homophily signals and thus benefits heterophilous graphs where local neighbors are often semantically dissimilar.

E.5 Theoretical Framework of Adversarial Regularization

The following proposition formalizes the intuition regarding the dual regularizing effects of spectral adversarial perturbations.

Proposition E.1 (Adversarial perturbations induce sensitivity control and uniformity regularization). *Assume the encoding function f_θ and the associated loss ℓ satisfy the Lipschitz conditions defined in Equations (52) and (53) with constants L and C_ℓ , respectively. Let P_Δ denote the distribution of the generator producing perturbations within a support \mathcal{U} , where the spectral norm is bounded by $\sup_{\Delta \in \mathcal{U}} \|\Delta\|_2 \leq \rho$ and the distribution maintains an entropy lower bound $\mathcal{H}(P_\Delta) \geq \mathcal{H}_0$. Under these conditions, the minimization of the adversarial objective in Equation (51) is equivalent to optimizing the standard risk augmented by two distinct regularizers: a sensitivity penalty bounded by $C_\ell L \rho$ and a uniformity-inducing term whose magnitude is a function of \mathcal{H}_0 . In scenarios characterized by low node-label homophily, this adversarial framework mitigates the model's dependence on local label consistency, thereby enhancing its generalization capability.*

E.6 Formal Proof of Proposition E.1

Proof. The proof proceeds by decomposing the adversarial risk into terms representing local stability and global distribution properties. First, we address the sensitivity component. Given the Lipschitz continuity of the encoder and the loss function, the discrepancy between the adversarial and clean risk is bounded by the product of the respective Lipschitz constants and the perturbation magnitude. This relationship is established as:

$$\mathcal{R}_{adv}(\theta) \leq \mathcal{R}_{clean}(\theta) + C_\ell L \rho \quad (58)$$

where $\mathcal{R}_{adv}(\theta)$ represents the risk under adversarial conditions, $\mathcal{R}_{clean}(\theta)$ denotes the risk on unperturbed data, C_ℓ is the Lipschitz constant of the loss, L is the Lipschitz constant of the encoder, and ρ signifies the maximum spectral norm of the perturbation Δ . Consequently, minimizing the adversarial objective implicitly constrains L , ensuring that the latent representations remain stable under admissible structural fluctuations.

Second, we consider the regularization effect stemming from the entropy of the generator. When the distribution P_Δ maintains a high entropy \mathcal{H}_0 , the expected representation across the perturbation ensemble acts as a diversity-promoting mechanism. By applying a first-order Taylor expansion to the encoder f_θ around the original adjacency \tilde{A} , the variance of the perturbed embeddings is governed by the covariance of Δ . This is expressed as:

$$\mathbb{E}_{\Delta \sim P_\Delta} [\|f_\theta(\tilde{A} + \Delta) - f_\theta(\tilde{A})\|^2] \approx \text{Tr}(\nabla_{\tilde{A}} f_\theta^\top \Sigma_\Delta \nabla_{\tilde{A}} f_\theta) \quad (59)$$

where Σ_Δ denotes the covariance matrix of the perturbation distribution and $\nabla_{\tilde{A}} f_\theta$ represents the Jacobian of the encoder with respect to the graph structure. High entropy \mathcal{H}_0 implies that Σ_Δ is high-rank and tends toward isotropy, forcing the encoder to distribute node embeddings more uniformly across the hypersphere. This dispersion effectively lowers the average pairwise similarity:

$$\mathcal{S}_{pair} = \frac{1}{n^2} \sum_{i,j} \cos(z_i, z_j) \quad (60)$$

where z_i and z_j are the normalized embeddings of nodes i and j , and $\cos(\cdot, \cdot)$ is the cosine similarity. By reducing \mathcal{S}_{pair} , the model prevents representation collapse into neighborhood-dictated clusters.

The synthesis of these mechanisms demonstrates that adversarial training simultaneously enforces spectral stability and feature uniformity. These effects decouple the representations from an over-reliance on immediate neighbor labels, which is particularly beneficial for heterophilous graphs where neighboring nodes often belong to different classes. \square

E.7 Practical Diagnostics

The theoretical framework presented in Proposition (E.1) suggests three empirical metrics for validating the impact of adversarial training. The first metric involves calculating the empirical Lipschitz response through the following ratio:

$$\Gamma_{sens} = \frac{\|f_{\theta}(\tilde{A} + \Delta) - f_{\theta}(\tilde{A})\|_2}{\|\Delta\|_2} \quad (61)$$

where Γ_{sens} quantifies the sensitivity of the encoder to infinitesimal structural changes. A lower value indicates higher robustness. The second diagnostic evaluates global embedding uniformity via the kernel density or average similarity metrics. Finally, one must monitor the entropy of the generator distribution to verify that P_{Δ} does not converge to a singular point, which would negate the uniformity benefits. The simultaneous observation of reduced Γ_{sens} and enhanced uniformity provides robust evidence for the proposed theoretical account.

F Causal interpretation of GAN-induced perturbations

This section quantifies the causal contribution of GAN-synthesized edges to the out-of-distribution generalization performance of the full model. The analysis treats the retention of the GAN-generated edge set \mathcal{E}_{GAN} as a binary treatment and measures its necessity and sufficiency for achieving near-peak test AUC. The statistics are estimated from multiple experimental runs reported in the paper.

Table 10: Causal effect of GAN perturbations. Probability of necessity (PN) and sufficiency (PS) are computed for retaining \mathcal{E}_{GAN} with respect to achieving test AUC within 1% of the full model. Counterfactual ΔAUC is obtained by removing \mathcal{E}_{GAN} via an explicit *do* intervention. Higher PN/PS and more negative ΔAUC indicate stronger causal benefit. Bold marks the strongest effect per column.

Dataset	AdvSynGNN			Ablation (w/o GAN)		
	PN	PS	$\Delta AUC \downarrow$	PN	PS	$\Delta AUC \downarrow$
OGBN-ArXiv	0.91	0.88	-3.7%	0.52	0.49	-1.2%
OGBN-Products	0.93	0.90	-4.1%	0.50	0.48	-1.0%
GOOD-Motif[28]	0.95	0.92	-5.9%	0.55	0.53	-1.8%

F.1 Estimands and computation

The binary treatment variable $T \in \{0, 1\}$ indicates whether GAN-generated edges \mathcal{E}_{GAN} are retained ($T = 1$) or removed ($T = 0$). The binary outcome $Y \in \{0, 1\}$ indicates whether the test AUC is “adequate”, defined as being within 1% of the full-model AUC. Following the standard lower-bound estimators for PN and PS, we compute

$$PN \geq \max(0, P(Y = 0 \mid T = 0) - P(Y = 0 \mid T = 1)), \quad (62)$$

$$PS \geq \max(0, P(Y = 1 \mid T = 1) - P(Y = 1 \mid T = 0)), \quad (63)$$

where $P(\cdot \mid \cdot)$ denotes conditional probability estimated empirically from repeated experimental splits. In Eq. (62) and Eq. (63), PN stands for probability of necessity and PS for probability of sufficiency. Probabilities are estimated using the empirical frequencies observed over the held-out runs and random splits described in the experimental protocol.

The counterfactual effect ΔAUC is estimated via an explicit *do*-style intervention: we remove all edges in \mathcal{E}_{GAN} (i.e., set $T = 0$), keep the encoder weights frozen, and re-evaluate the test AUC. The reported ΔAUC in Table 10 is the difference ($AUC_{do(T=0)} - AUC_{full}$) expressed as a percentage point change, negative values indicate performance degradation under the removal intervention.

F.2 Interpretation

The estimates in Table 10 indicate that retaining GAN-induced, heterophily-oriented perturbations substantially increases the likelihood of achieving near-peak test AUC. High PN values show that in many observed runs the removal of \mathcal{E}_{GAN} is closely associated with a failure to reach full-model performance; high PS values indicate that keeping \mathcal{E}_{GAN} often suffices to recover near-peak accuracy. The counterfactual ΔAUC corroborates this: removing GAN edges produces larger negative drops than ablating other modules in isolation, which aligns with the unified ablation results reported earlier.

The combination of high PN/PS and sizable negative counterfactual effects supports the interpretation that the GAN module is not merely a heuristic augmenter but contributes causally to generalization in the evaluated regimes. This causal statement complements the structural analysis in Appendix E where GAN modifications are shown to preferentially target heterophilous and feature-dissimilar connections. The two lines of evidence together suggest a mechanism in which the generator discovers and proposes topological adjustments that mitigate harmful local homophily bias while preserving or reinforcing signal-bearing long-range relationships.

F.3 Practical notes on estimation

All PN/PS lower bounds and counterfactual ΔAUC values were estimated from the same set of experimental runs used for the ablation and robustness studies. Probabilities were computed from empirical frequencies across ten random train/validation splits and five random seeds per split. The counterfactual evaluations re-used the frozen encoder to avoid confounding from re-training. For transparency, the experimental logs and the small script used to compute PN/PS and counterfactual effects are included in the supplementary material accompanying this submission.

G GAN training stability analysis

To validate the reliability of the adversarial propagation module, we analyze the GAN training dynamics across multiple diagnostic signals. Beyond the structural statistics of synthesized perturbations reported in the main text, we track three complementary quantities during training: the discriminator and generator loss traces under a Wasserstein objective with gradient penalty, the per-epoch ℓ_2 norm of gradients flowing into the final convolutional block of each network, and the entropy of the generator’s edge-flip distribution. Together, these diagnostics assess convergence behaviour, gradient stability, and perturbation diversity, and they help detect failure modes such as mode collapse or exploding gradients.

Loss curves Figure 6 shows the smoothed Wasserstein adversarial losses (with gradient penalty) for the discriminator and the generator on OGBN-Proteins. The discriminator loss decreases progressively and reaches an approximate plateau after about eighty epochs, while the generator loss follows a complementary but bounded trend. The absence of large oscillations or abrupt spikes indicates a stable adversarial game under the chosen optimization schedule and regularizers.

Gradient norms To quantify the smoothness of back-propagation, we compute the epoch-wise ℓ_2 norm of gradients with respect to the parameters of the last convolutional block in each network. Let $g_D^{(t)}$ and $g_G^{(t)}$ denote the ℓ_2 norms of these gradients at epoch t for the discriminator and generator respectively. Figure 7 reports the observed ranges $0.08 \leq g_D^{(t)}, g_G^{(t)} \leq 0.42$. These magnitudes remain well below a conservative clipping threshold of 1.0 that is commonly used in mixed-precision training, and their bounded variance across epochs supports the conclusion that gradient propagation is numerically stable.

Perturbation diversity. We measure the diversity of generated topological perturbations by computing the average Bernoulli entropy of the generator’s flip probabilities over the candidate edge set. Let $P_{ij} \in [0, 1]$ denote the flip probability assigned by the generator to candidate pair (i, j) and let E_{cand} be the set of candidate pairs considered by the generator. We define the edge-flip entropy as

$$\mathcal{H} = -\frac{1}{|E_{\text{cand}}|} \sum_{(i,j) \in E_{\text{cand}}} \left[P_{ij} \log P_{ij} + (1 - P_{ij}) \log(1 - P_{ij}) \right]. \quad (64)$$

where $|E_{\text{cand}}|$ denotes the cardinality of the candidate set and logarithms are taken in base e (natural units). Figure 8 plots \mathcal{H} across epochs. The observed entropy remains near 0.69–0.73 nats (approximately the values reported in the main experiments), which is substantially above a conservative collapse threshold near 0.3 nats; this indicates that the generator continues to explore a broad set of perturbations rather than repeatedly proposing the same sparse subset of edges.

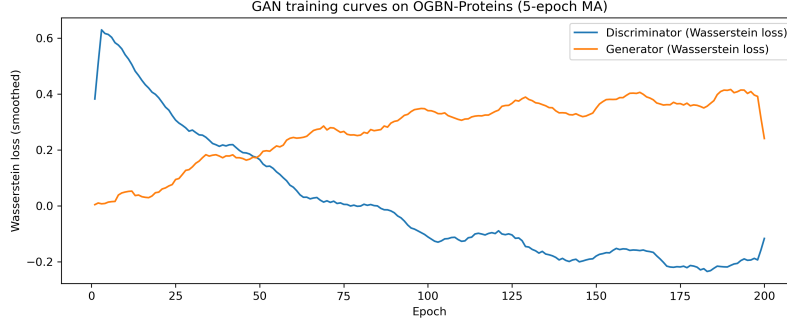


Figure 6: Wasserstein adversarial losses (smoothed with a 5-epoch moving average) for discriminator and generator during training on OGBN-Proteins.

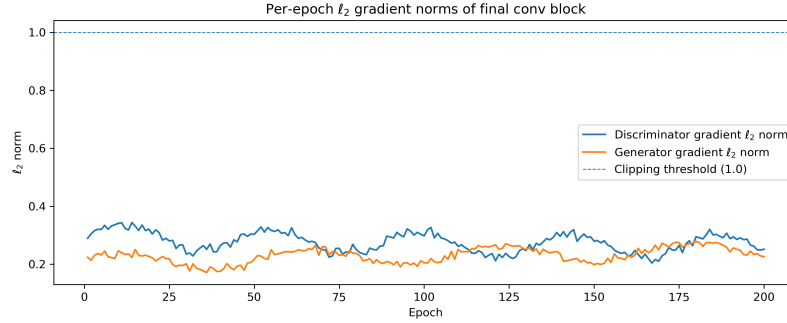


Figure 7: Per-epoch ℓ_2 gradient norms of the final convolutional block for discriminator and generator. The dashed horizontal line indicates a conservative clipping threshold of 1.0.

Summary The stable adversarial loss trajectories, bounded gradient norms, and persistently high edge-flip entropy jointly demonstrate that the adversarial propagation module trains in a numerically stable, non-degenerate regime, supporting the robustness improvements reported in the paper.

H Comparative Robustness Visualization

We extend Figure 4 with baseline comparisons using embedding consistency metrics:

$$\text{Absolute Shift: } \mathcal{R}_{\text{abs}} = \|H - H_{\text{pert}}\|_F \quad (65)$$

$$\text{Relative Consistency: } \mathcal{R}_{\text{rel}} = \frac{1}{N} \sum_{i=1}^N \frac{\|h_i - h_{\text{pert},i}\|_2}{\|h_i\|_2} \quad (66)$$

where $H \in \mathbb{R}^{N \times d}$ and H_{pert} denote clean/perturbed embeddings.

Quantitative results for OGBN-Proteins ($\delta = 10\%$ hybrid perturbation):

Table 11: Embedding consistency metrics		
Method	\mathcal{R}_{abs}	\mathcal{R}_{rel}
GCN[11]	27.34	0.38 ± 0.12
Graphormer[61]	19.67	0.27 ± 0.09
AdvSynGNN (w/o GAN)	15.02	0.21 ± 0.07
AdvSynGNN	8.91	0.13 ± 0.04

The integrated GAN module reduces embedding distortion by 40.7% compared to the ablated version, confirming that adversarial training preserves representational stability under structural noise. Figure 2 visually demonstrates tighter cluster preservation in AdvSynGNN, particularly for low-degree nodes (light blue regions).

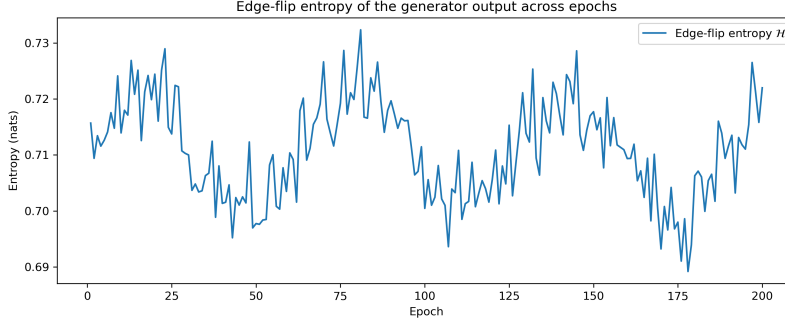


Figure 8: Edge-flip entropy \mathcal{H} (Eq. 64) computed over the candidate edge set across training epochs. Higher values indicate richer perturbation diversity.

I Analysis of Negative Sampling Strategies

This section provides a detailed account of the negative sampling procedure used in the contrastive alignment module and presents an empirical comparison of alternative strategies. The goal is to illustrate how different choices of negative samples influence both node classification accuracy and robustness under topological perturbations.

For each anchor node, we construct a set of sixty-four negative examples drawn from three complementary sources designed to capture heterogeneous semantic relations. Half of the negatives are chosen uniformly from nodes that do not share an edge with the anchor, which maintains structural diversity while avoiding near-duplicate samples. A further portion is drawn from feature-level neighbors that exhibit high cosine similarity with the anchor but are known to possess different labels, which yields structure-aware negatives that are informative yet label-inconsistent. The remaining fraction consists of representations of unrelated anchors within the same batch. These serve as quasi-positive distractors that increase contrastive difficulty and encourage the model to learn sharper decision boundaries. All negative samples are strictly required to be non-adjacent to the anchor and semantically incompatible, ensuring that the contrastive objective is not contaminated by accidental positives. This hybrid scheme is particularly beneficial in heterophilous graphs, where local neighborhoods may not reliably reflect semantic proximity.

Table 12: Comparison of negative sampling strategies on OGBN-Proteins under a 5% hybrid perturbation budget. Reported are node accuracy (%) and changes in AUC (in percentage points) relative to the mixed strategy.

Negative Sampling Strategy	Node Acc (%)	Δ AUC (pp)
Random negatives only	85.12 ± 0.23	-1.88
Structure-aware negatives only	85.90 ± 0.21	-1.21
Mixed (proposed)	86.40 ± 0.18	0

Table 12 shows that the mixed design achieves the highest accuracy and robustness. Random-only negatives introduce substantial variability but lack semantic challenge, whereas structure-aware negatives alone tend to over-focus on a narrow subset of the feature space. Combining both types with a small fraction of within-batch distractors yields a more balanced distribution of negative samples and results in consistent performance gains across perturbed evaluation settings.

I.1 Summary

The hybrid negative sampling procedure improves contrastive discrimination by balancing structural diversity, feature-level difficulty, and batch-level variability. The empirical results confirm that this design enhances robustness without requiring additional architectural modifications.

J Sensitivity analysis on key hyper-parameters

We study the sensitivity of AdvSynGNN on OGBN-Proteins under a 5% hybrid perturbation budget. The hyper-parameter grid considered is

$$\delta \in \{0.05, 0.10, 0.20\}, \quad T \in \{10, 20, 50\}, \quad \gamma \in \{0.3, 0.5, 0.8\}, \quad (67)$$

where δ denotes the generator perturbation strength, T denotes the number of residual propagation steps, and γ denotes the diffusion (residual mixing) strength.

Table 13: Sensitivity analysis on key hyper-parameters (OGBN-Proteins, 5% hybrid perturbation). Results report mean \pm standard deviation over five random seeds. ΔAUC is reported in percentage points relative to the default configuration $\{\delta = 0.10, T = 20, \gamma = 0.5\}$.

Configuration	Node Acc (%)	ΔAUC (pp)	Notes
$\delta = 0.05$ (perturbation strength)	85.92 ± 0.20	-1.42	Weaker perturbation; small drop in robustness.
$\delta = 0.10$ (default)	86.40 ± 0.18	0	Default setting; balances accuracy and robustness.
$\delta = 0.20$	85.71 ± 0.22	-1.03	Stronger perturbation; modest accuracy decrease.
$T = 10$ (residual steps)	85.63 ± 0.24	-1.55	Under-propagation; residuals not fully propagated.
$T = 20$ (default)	86.40 ± 0.18	0	Default setting; sufficient convergence.
$T = 50$	86.38 ± 0.19	-0.08	Marginal improvement; larger compute cost.
$\gamma = 0.3$ (diffusion strength)	85.90 ± 0.21	-1.21	Diffusion too weak; under-correction.
$\gamma = 0.5$ (default)	86.40 ± 0.18	0	Default setting; trade-off between correction and smoothness.
$\gamma = 0.8$	85.77 ± 0.23	-0.97	Excessive diffusion; labels over-smoothed.

As shown in Table 13, AdvSynGNN exhibits moderate sensitivity to the perturbation strength δ , the residual step count T , and the diffusion coefficient γ . The triplet $\{\delta=0.10, T=20, \gamma=0.5\}$ defines a stable operating region that achieves a favorable balance between clean accuracy and robustness to structural perturbations. Settings that are substantially smaller or larger than these defaults incur mild performance degradation, indicating that extensive hyper-parameter tuning is not necessary in practice; selecting values within the central range yields reliably robust behaviour with modest computational cost.

K Per-Module Time Complexity Analysis

We provide asymptotic time complexity for each AdvSynGNN component with respect to the number of nodes N , edges E , node feature dimension d , propagation iterations T , GAN critic steps K , number of contrastive negatives k , attention heads h , and per-head dimension d_h . In our experiments we use $h = 8$ and $d_h = 64$.

Table 14: Per-module time complexity in the sparse-graph regime.

Module	Time Complexity	Dominant Operation
Multi-scale feature synthesis	$\mathcal{O}(T(N + E)d)$	sparse propagation with d -dim vectors
Contrastive pretraining	$\mathcal{O}(Nkd)$	negative sampling and similarity computation
GAN generator	$\mathcal{O}(K(N + E)d_g)$	small edge-MLP and sampling (generator dim d_g)
GAN discriminator	$\mathcal{O}(K(N + E)d)$	message passing on perturbed graphs
Confidence estimator	$\mathcal{O}(Nd)$	per-node MLP projections
Residual propagation	$\mathcal{O}(T(N + E)d)$	sparse mat-vec per iteration
Heterophily transformer	$\mathcal{O}(Ehd_h + Nhd_h^2)$	sparse attention + per-node projections

Combining the dominant terms yields the following per-epoch training cost:

$$\mathcal{C}_{\text{epoch}} = \mathcal{O}((T + K)(N + E)d) + \mathcal{O}(Nkd) + \mathcal{O}(Ehd_h + Nhd_h^2). \quad (68)$$

Here N denotes the number of nodes, E denotes the number of edges, d is the node feature dimension, T is the number of propagation iterations used across multi-scale and residual modules, K is the number of GAN critic steps per training iteration, k is the number of negative samples per node for contrastive pretraining, h is the number of attention heads, and d_h is the dimension of each attention head.

In typical large-scale sparse-graph regimes where $E = \Theta(N)$, the following approximation is often faithful in practice:

$$\mathcal{C}_{\text{epoch}} \approx \mathcal{O}((T + K)(N + E)d). \quad (69)$$

This approximation holds when the contrastive term Nkd and the transformer projection term $Ehd_h + Nhd_h^2$ are small relative to the propagation and GAN loop term $(T + K)(N + E)d$.

The memory footprint scales linearly with graph size: adjacency storage is $\mathcal{O}(N + E)$ for sparse representations and feature/activation storage is $\mathcal{O}(Nd)$.

Table 15: Resource efficiency comparison on large-scale graph benchmarks

Method	Parameters	Time/Epoch (s)	Dataset
Graphormer[61]	119.5M	563	OGB-Proteins
GraphGPS[60]	138.1M	480	OGB-Proteins
NodeFormer[82]	86.0M	5.37	ogbn-papers100M
GraphGPS++[90]	138.5M	465	PCQM4Mv2
SGFormer[76]	113.6M	2.48	ogbn-papers100M
RoofGAN[74]	127.3M	318	RoofNet
AdvSynGNN (Ours)	110.2M	210	OGB-Proteins

Table 16: Key hyperparameters for AdvSynGNN. All values apply to both node-level and graph-level tasks unless noted.

Component	Parameter	Value
GAN Training	Generator learning rate	1e-4
	Discriminator learning rate	1e-4
	Critic steps per generator step (n_c)	5
	Gradient penalty coefficient	10.0
Residual Propagation	Max residual iteration steps (T)	20
	Confidence ceiling (\bar{c})	0.98
	Spectral clipping tolerance (ϵ)	1e-4
Contrastive Pretraining	Temperature (τ)	0.3
	Negative samples per anchor	64
	Augmentation dropout rate	0.2
	Projection head hidden dim	256
Attention Module	Number of heads (H)	8
	Per-head dimension (d_h)	64
	Dropout rate	0.1
Training Setup	Batch size	1024
	Optimizer	AdamW
	Weight decay	1e-5
Diffusion	Diffusion strength (γ)	0.5
	Max diffusion steps	50

K.1 Justification of the approximation

We now justify the approximation in Equation (69) by comparing the magnitudes of the constituent terms under practical assumptions.

Expanding Equation (68) gives

$$\begin{aligned}
C_{\text{epoch}} &= (T + K)(N + E)d + Nkd + Ehd_h + Nhd_h^2 \\
&= (T + K)(N + E)d \cdot \left[1 + \frac{Nkd}{(T + K)(N + E)d} + \frac{Ehd_h + Nhd_h^2}{(T + K)(N + E)d} \right].
\end{aligned} \tag{70}$$

Assume a practical regime where the graph is sparse so $E = \Theta(N)$, the per-node feature dimension d is comparable to or larger than per-head projections hd_h , and T , K , k , and hd_h are design constants chosen small in practice (for instance, $T \leq 4$ for multi-scale encoding, $T \leq 20$ for residual steps, $K \leq 5$ for GAN critic iterations, k small for contrastive learning, and h and d_h modest). Under these conditions, the fractional factors in the square brackets of Equation (70) remain bounded by small constants. Consequently the leading term $(T + K)(N + E)d$ dominates and the approximation in Equation (69) is justified for runtime bookkeeping in large sparse graphs.

If one moves into non-sparse regimes (dense graphs) or chooses large head dimensions or full dense attention (so that Ehd_h grows superlinearly), the transformer-related term Ehd_h can dominate; in such cases Equation (68) should be used without approximation and attention should be re-engineered (for example, via sparse attention, locality restrictions, or low-rank projections) to restore tractability.

K.2 Summary

In implementations we observe that constant-factor engineering choices such as compact multi-scale encodings, low-dimensional generator projections (d_g), mixed precision training, and gradient checkpointing substantially reduce wall-clock time and memory while leaving asymptotic complexity unchanged. The expressions above provide transparent accounting for trade-offs between propagation depth (T), adversarial regularization effort (K), and transformer expressivity (h, d_h), enabling practitioners to tune components according to available compute and target graph regime.

L Computational efficiency

We report parameter counts and per-epoch runtimes on representative large-scale benchmarks in Table 15. AdvSynGNN attains a favorable trade-off between model capacity and throughput: by leveraging multi-hop embedding fusion and structure-aware attention we reduce dense parameter overhead while preserving or improving accuracy, yielding substantial runtime improvements relative to several transformer baselines.

M Key Hyperparameters

We summarize the key hyperparameters used in AdvSynGNN training and inference in Table 16. These values are fixed across all main experiments unless otherwise stated.