

Signum-Gordon spectral mass from nonlinear Fourier mode mixing

J. S. Streibel^{1,*} and P. Klimas^{1,†}

¹*Departamento de Física, Universidade Federal de Santa Catarina,
Campus Trindade, 88040-900, Florianópolis, Brazil*

We investigate the concept of mass in the Signum-Gordon (SG) model, a nonlinear field theory with a non-analytic potential where the perturbative mass is undefined. Using two complementary numerical methods, we map the field's dispersion relation (amplitude vs. wavenumber and frequency). We find the field's evolution depends critically on the product of its amplitude and squared wavenumber, revealing a massless regime at large values and an ultra-massive regime with dominant nonlinear Fourier mode mixing near unity. By comparing the resulting dispersion map to the massive Klein-Gordon equation, we introduce a spectral mass. We demonstrate that a specific input amplitude value induces a spectral mass of unity, effectively characterizing the massive-like behavior arising from the initial wave configuration.

I. INTRODUCTION

Scalar field models with nonlinear field equations find broad applications in various fields of physics, ranging from particle physics to cosmology [1, 2]. Nonlinearity profoundly impacts the properties of physical models, including topological features [3, 4], integrability [5–7], and the compactness of field solutions [8–10]. The fundamental dynamics of field configurations, such as internal modes and energy transfer between these modes, continues to be a subject of intense investigation in field theory [11–18]. In particular, the concept of mass plays a crucial role in these studies. Even within classical field theory, the meaning of mass can vary depending on the specific context. For instance, the mass attributed to field configurations like kinks, Q-balls, and oscillons typically represents their *energy*. The mass parameter can also be introduced through the field's self-interaction potential, $V(\phi)$. Specifically, the *perturbative mass* is defined as the second derivative of the potential evaluated at its minimum, ϕ_{\min} :

$$m_0^2 := \left. \frac{d^2 V}{d\phi^2} \right|_{\phi_{\min}}. \quad (1)$$

For instance, this mass plays a crucial role in determining the dispersion relation between wavenumber k and frequency ω in the Klein-Gordon (KG) model. Consequently, a nonzero perturbative mass implies a discrepancy between the phase velocity and the group velocity, both of which are functions of the wavenumber, k . In certain contexts within field theory, the perturbative mass alone is insufficient to fully understand the system's behavior. For instance, to explain the existence of oscillons in theories with $m^2 = 0$, the concept of an *effective mass* (or smashed mass) was introduced in [19]. This mass is defined through the integral

$$m_{\text{eff}}^2 := \int_{-\infty}^{\infty} d\phi w_{\sigma}(\phi) \frac{d^2 V}{d\phi^2} \quad (2)$$

* jstreibel@gmail.com

† pawel.klimas@ufsc.br

where the weight function $w_\sigma(\phi)$ isolates the behavior of $\frac{d^2V}{d\phi^2}$ near the potential minimum. This mass incorporates the effects of field oscillations around the vacuum state. The weight function can be chosen with a degree of flexibility without significantly affecting the qualitative behavior of the perturbative mass. One possible choice for the weight function is the Heaviside step function:

$$w_\sigma(\phi) = \frac{1}{2\sigma} \theta\left(1 - \frac{|\phi - \phi_{\min}|}{\sigma}\right).$$

The problem of mass must be treated with caution in models with non-analytic potentials, where the classical definition of the perturbative mass is inapplicable due to the inconsistent behavior of side derivatives at the potential minimum [20]. In such cases, the perturbative mass can only be represented by a generalized function, such as the Dirac delta distribution.

In this paper, we will analyze the mass problem within the simplest model of this kind, the signum-Gordon (SG) model [21]. By analyzing the Fourier modes of the SG field and examining its dispersion relation, we will introduce the concept of a *spectral mass*. The paper is organized as follows. In Section II, we briefly present the most characteristic properties of the SG model. Subsequently, in Section III, we discuss the massless and massive sectors of the model as a function of the incident wave amplitude. The characteristic mass is obtained through comparison with the nonlinear Klein-Gordon (KG) model.

II. CHARACTERISTIC FEATURES OF THE SIGNUM-GORDON MODEL

The signum-Gordon (SG) model is a piecewise linear field theory with the potential $V(\phi) = \lambda_0|\phi|$, where the scalar field ϕ can be either real-valued or complex. The nonlinear character of the model arises from the non-analytic behavior of the potential at its minimum, $\phi_0 = 0$. The derivative term is considered a standard quadratic function of the field's four-gradient, resulting in the following Lagrangian density:

$$\mathcal{L} = \frac{1}{2}(\partial_\mu\phi)^2 - |\phi| \quad (3)$$

where the coupling constant λ_0 has been absorbed into a redefinition of the dimensionless coordinates x^μ , $\mu = 0, 1, 2, 3$. Here $\phi \in \mathbb{R}$. The Euler-Lagrange equation, given by

$$\partial_\mu\partial^\mu\phi + \text{sgn}\,\phi = 0 \quad (4)$$

contains the signum function, which gives rise to the model's name.

The first important fact is that $\phi_0 = 0$ is a vacuum solution of the model and a minimizer of the energy-momentum tensor. This solution does not automatically satisfy the Euler-Lagrange equations derived for the sectors $\frac{dV}{d\phi} = \pm 1$. To simplify the analysis and include this physical state within the class of solutions, we define the signum function at $\phi = 0$ to be zero.

The second characteristic property is the absence of a linear sector for small-amplitude field excitations. Unlike many field models where the potential can be approximated by a quadratic function near the minimum, the SG potential retains its form regardless of the field's amplitude. The SG model breaks the harmonic oscillator paradigm. Its nonlinearity cannot be scaled away.

Furthermore, the SG equation is invariant under the scaling transformation $x^\mu \rightarrow \lambda x^\mu$, $\phi \rightarrow \lambda^{-2}\phi$. In other words, if $\phi(t, \vec{x})$ is a solution to (4), then

$$\phi_\lambda(t, \vec{x}) = \lambda^{-2}\phi(\lambda t, \lambda \vec{x}) \quad (5)$$

is also a solution. This scaling transformation is a universal property of the model. While it is exact for the SG model, it is approximate for models with non-analytic potentials that exhibit behavior similar to $|\phi|$ near their minima. For instance, small-amplitude perturbations around the vacua $\phi_{\text{vac}} = \pm 1$ in a model with the double-well potential $V(\phi) = \frac{1}{2}|\phi^2 - 1|$ are governed by the SG equation.

The SG model (and related models featuring non-analytic potentials) is relevant in diverse physical contexts. Its genesis lies in the discretized version, which historically first appeared in the description of a chain of coupled pendulums [8]. Subsequently, a chain of impacting pendulums was proposed as a physical system capable of supporting compact topological kinks [10, 22, 23]. Another intriguing possibility is the emergence of the model from other physical models through symmetry reduction. This is the case of submodels of the Skyrme model, where a 1+1 dimensional effective SG model was obtained as a result of such a reduction [24].

The SG model is a crucial framework for investigating the hyper-massive behavior of field excitations. This behavior has been observed in recent numerical simulations of compact kink and oscillon scattering [25–27]. This hyper-massive behavior is linked to the threshold force effect, a characteristic of V-shaped potentials. A clear example of this effect can be seen in a system of inverted coupled pendulums constrained by rigid barriers in a gravitational field [10]. If these pendulums are initially at rest at an angle ϕ_0 to the vertical, lifting them infinitesimally requires a finite force. As a result, the propagation of impulses is suppressed compared to standard models like the KG model, where infinitesimal displacements can be achieved with infinitesimal forces. Consequently, the SG model emits less radiation than the KG model. Moreover, the emitted radiation is discrete, taking the form of compact oscillons, whose exact shape is known for the SG model. Following [19] and [28], we find that the square of the perturbative mass for the signum-Gordon model is $m_0 = 2\delta(\phi)$, which results in an effective mass of

$$m_{\text{eff}}^2 = \int_{-\infty}^{\infty} 2\delta(\phi)w_\sigma(\phi) = \frac{1}{\sigma}. \quad (6)$$

To physically interpret this mass, we first need to identify solutions that will provide meaning to the parameter σ . This is achieved by considering the propagation of a wave train and analyzing its dispersion relation.

III. EVOLUTION OF WAVE TRAINS

A. Massive and massless regime

A wave train, represented in (1+1) dimensions by the monochromatic plane wave expression:

$$\varphi(t, x) = A_0 \cos(k_0 x - \omega_0 t) \quad (7)$$

would exhibit differing propagation characteristics within a massless compared to a massive field theory model. Here ω_0 denotes the angular frequency, k_0 is the wavenumber, and A_0 represents the wave amplitude. The relationship connecting k_0 and ω_0 is defined as the dispersion relation. In the elementary case of the free-wave model and the Klein-Gordon model, the expression (7) constitutes a solution, with the only constraint on the wave train being imposed on k_0 and ω_0 through the dispersion relation. The wave amplitude A_0 remains an arbitrary parameter.

This situation, however, changes significantly for nonlinear field models. Notably, in the Sine-Gordon (SG) model, the initial amplitude A_0 plays a crucial role in determining the behavior of the resulting solution. It is evident that expression (7) does not constitute a solution to the governing equation:

$$-\partial_t^2 \phi = -\partial_x^2 \phi + V'(\phi), \quad (8)$$

where $V'(\phi) = \text{sgn}(\phi)$ is a piecewise constant term. Therefore, the expression (7) can only serve as an initial field configuration.

A fundamental distinction arises because for expression (7) the signum term $\text{sgn}(\varphi)$ is bounded to ± 1 , while the second-derivative terms ($\partial_t^2 \varphi$ and $\partial_x^2 \varphi$) are proportional to the unconstrained amplitude A_0 . Consequently, the significance of the nonlinear term $V'(\phi)$ and its effect on the solution depend substantially on the magnitude of A_0 .

To illustrate this dependence, we substitute expression (7) into the dynamic balance equation:

$$\omega_0^2 \varphi = k_0^2 \varphi + V'(\varphi).$$

When the solution's amplitude is small relative to the scale of the signum term, the SG nonlinearity exerts a considerable effect on the solution dynamics. Conversely, for exceptionally large amplitudes, the signum term's influence is reduced to that of a minor perturbation.

This derived relationship would be equivalent to a standard dispersion relation if φ could be factored out. This factorization is permissible in the Klein-Gordon (KG) equation, where $V'(\phi)$ is proportional to ϕ . However, due to the inherently nonlinear nature of $V'(\phi)$ in the SG equation, such a relationship can only be achieved approximately when the signum term is negligible compared to the spatial second-derivative term, $-\partial_x^2 \varphi$. This condition is expressed as:

$$|V'(\varphi)| \ll |k_0^2 \varphi|. \quad (9)$$

Under this condition, the approximate dispersion relation closely resembles that of the free wave equation, specifically $\omega_0^2 = k_0^2$. The condition (9) is relaxed in regions where the field, φ , is negligible. In these areas, the potential term, $V'(\varphi)$, may dominate over $k_0^2 \varphi$. However, in most other regions, Equation (8) effectively reduces to the massless wave equation. In this high-amplitude limit, the condition

$$A_0 k_0^2 \gg 1 \quad (10)$$

provides a more suitable representation of the relevant physical behavior than Equation (8) itself, as it directly captures the dynamics. It is important to note that the criterion (10) remains invariant

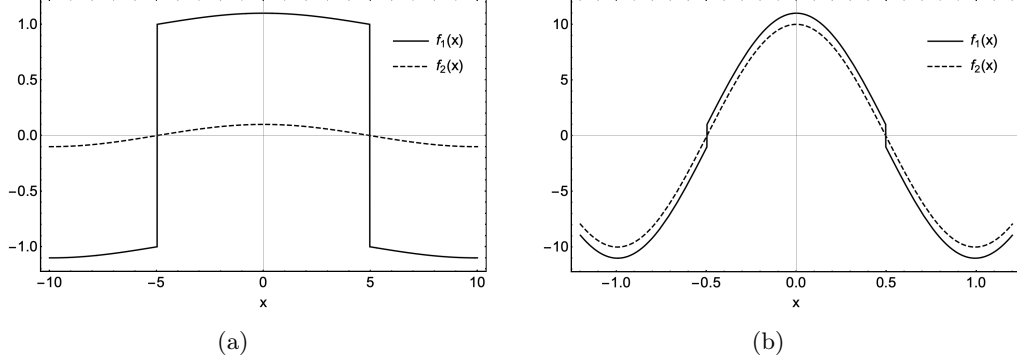


FIG. 1. Comparative Analysis of the field equation's right-hand side. The function $f(x) := -\partial_x^2 \varphi + V'(\varphi)$ is plotted at $t = 0$ for the field configuration (7) ($A_0 = 1$). Solid lines show the SG expression, $f_1(x) = A_0 k_0^2 \cos(k_0 x) + \text{sgn}(\cos(k_0 x))$, and dashed lines show the free wave case, $f_2(x) = A_0 k_0^2 \cos(k_0 x)$. (a) $A_0 k_0^2 = 10^{-1}$ (Low-Amplitude/Wavenumber). (b) $A_0 k_0^2 = 10$ (High-Amplitude/Wavenumber). The enhanced alignment between the two curves for greater values of $A_0 k_0^2$ confirms the convergence to the massless limit (free propagation with $\omega_0 \simeq \pm k_0$). Note that the linear behavior, $f_2(x)$, already dominates when $A_0 k_0^2 = 10$.

under the global scaling transformation (5), which is also a symmetry of the SG equation. Under this transformation, A_0 scales as $\lambda^{-2} A_0$ and k_0 scales as λk_0 , thereby preserving the quantity $A_0 k_0^2$.

Figure 1 presents a comparative analysis of the right-hand sides of Equation (8) for two distinct cases: the SG equation (where condition (10) is not satisfied) and the free wave equation ($V = 0$, where the condition holds). Both terms are evaluated at $t = 0$ using the initial field configuration provided by Equation (7).

B. Fourier modes evolution

The distinction between the massless and (ultra-)massive regimes of the SG model is particularly evident in the evolution of its Fourier modes. To illustrate this phenomenon, the SG equation was numerically integrated using the initial field configuration provided by Equation (7) at $t = 0$. The parameters were established as $\omega_0 = k_0 = 10\pi$, and the system was evolved up to a final time of $t = 30$. Periodic boundary conditions were imposed on a spatial domain of length $L = 1$, which was discretized using $N = 1000$ grid points. The time evolution utilized a 4th-order Runge-Kutta method with a fixed timestep of $\delta t = 10^{-4}$.

Figure 2 presents the final field profiles and their corresponding Fourier mode amplitudes at time $t = 30$. The amplitude modes, $A(k)$, are plotted as a function of the wavenumber k . For cases where the condition $A_0 k_0^2 \gg 1$ is satisfied (the massless limit), the solution is dominated by a single Fourier mode. Consequently, the field evolution closely approximates the propagation of a monochromatic plane wave governed by the linear wave equation, which is consistent with the approximation developed previously. Conversely, when $A_0 k_0^2$ approaches unity (the non-linear, ultra-massive regime), multiple Fourier modes are excited. This excitation leads to a significantly irregular field profile, as visibly demonstrated in Figure 2(c).

We also examined the case of intermediate values of the parameter $A_0 k_0^2$. The results are shown

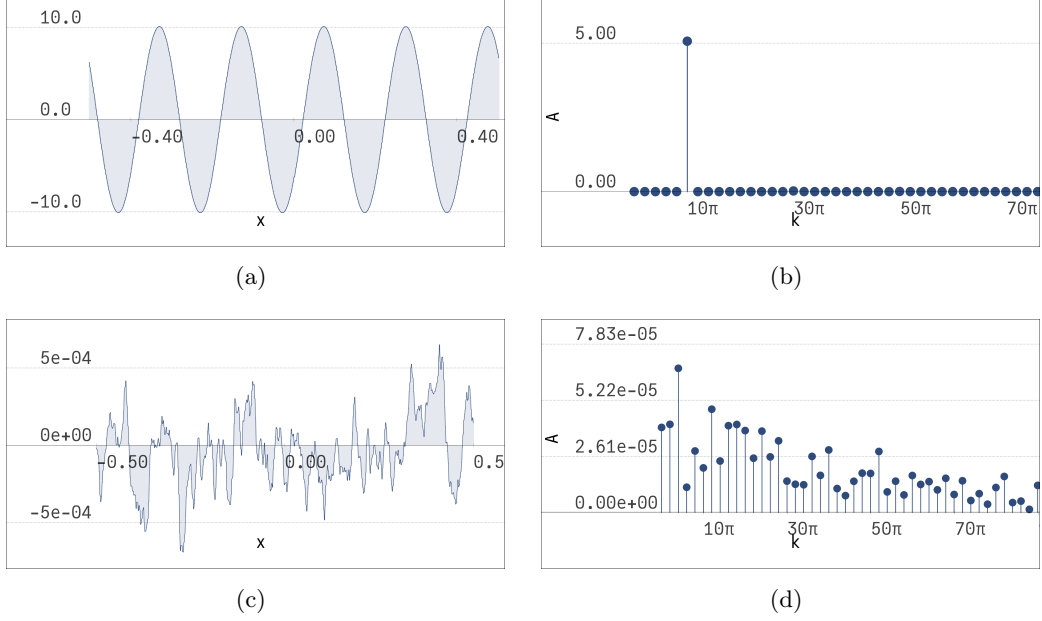


FIG. 2. Field and Fourier amplitudes for two regimes. Final field profiles $\phi(x, t = 30)$ and Fourier mode amplitudes $A(k)$ resulting from the numerical solution of the SG equation, initialized by Equation (7). (a) and (b) Field value and spectrum, respectively, for the free-wave (massless) regime ($A_0 k_0^2 = 10^4$). (c) and (d) Corresponding results for the ultra-massive regime ($A_0 k_0^2 = 1$). The transition from single-mode dominance at high $A_0 k_0^2$ to multi-mode excitation at low $A_0 k_0^2$ is clearly demonstrated.

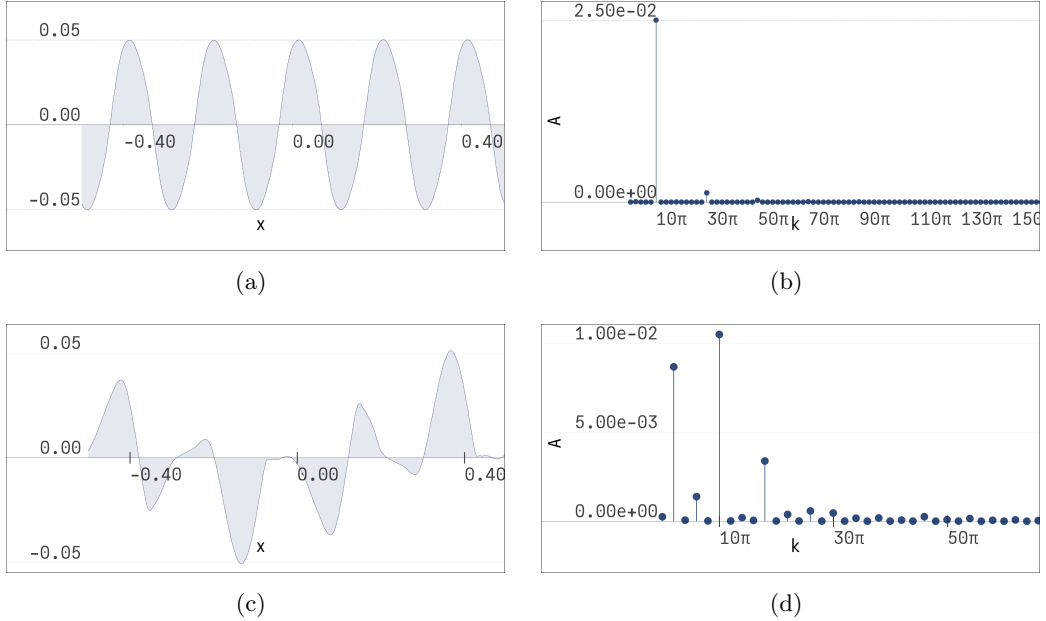


FIG. 3. Field and Fourier amplitudes at $t = 30$ for SG evolution. Field configuration (a, c) and Fourier mode spectrum (b, d) at the final time $t = 30$. The simulation was initialized using (7). Top row (a, b): Results for $A_0 k_0^2 = 50$ (approaching massless limit). Bottom row (c, d): Results for $A_0 k_0^2 = 25$ (transitional regime). The Fourier spectrum in (d) demonstrates nonlinear mode mixing; however, the initial wavenumber $k = 10\pi$ persists as the overwhelmingly dominant component.

in Figure 3. For $A_0 k_0^2 = 50$, the amplitude of the initial mode k_0 remains dominant, although the emergence of odd harmonics $k = \{3k_0, 5k_0, 7k_0, \dots\}$ becomes noticeable. For a smaller value of the parameter, $A_0 k_0^2 = 25$, a broader spectrum of Fourier modes is activated, encompassing not only multiples of k_0 but also modes with wavenumbers $k < k_0$.

C. Nonlinear Fourier mode mixing

1. Nonlinear Klein-Gordon equation

To study the phenomenon of nonlinear mode generation, we consider a Klein-Gordon (KG) equation augmented by an additional quartic term in the field potential. This potential is defined as:

$$V_3(\phi) = \frac{1}{2}m_0^2\phi^2 + \frac{1}{4}\lambda\phi^4,$$

where the index 3 highlights the highest power of the nonlinear term present in the resulting field equation:

$$(\partial_t^2 - \partial_x^2)\phi + m_0^2\phi + \lambda\phi^3 = 0.$$

This model, commonly known as ϕ^4 field theory, is notable for possessing kink-type topological solutions. In our specific approach, the quartic term is treated as a nonlinear perturbation of the linear KG model (where $\lambda = 0$). Henceforth, we shall refer to this system as the Nonlinear Klein-Gordon (NKG) model.

In the case of the linear Klein-Gordon (KG) equation ($\lambda = 0$), the Fourier modes evolve independently. Their dynamics are governed solely by the dispersion relation $\omega_k^2 = k^2 + m_0^2$, where ω_k and k are the frequency and wavenumber of each respective mode. The parameter m_0^2 corresponds to the perturbative mass defined in Equation (1).

The nonlinear term $\lambda\phi^3$ breaks the independence of the Fourier modes, thereby creating inter-modal coupling. We utilize the Fourier transform, $\hat{\phi}(t, k)$, as a mathematical tool to explicitly examine the resulting mode coupling. This allows us to represent the field $\phi(t, x)$ as the inverse Fourier transform:

$$\phi(t, x) = \mathcal{F}^{-1}[\hat{\phi}(t, k)] \equiv \frac{1}{2\pi} \int_{-\infty}^{\infty} dk \hat{\phi}(t, k) e^{ikx}. \quad (11)$$

Expressions involving powers of the function $\phi(t, x)$ can be represented using the inverse Fourier transform of convolutions. Specifically, the product of two functions, $\phi(t, x)$ and $\psi(t, x)$, is expressed as:

$$\phi(t, x)\psi(t, x) = \mathcal{F}^{-1}[\hat{\phi}(t, k')]\mathcal{F}^{-1}[\hat{\psi}(t, k'')].$$

This product is equivalent to the inverse Fourier transform of the convolution of their respective Fourier transforms, as demonstrated by the convolution theorem:

$$\phi(t, x)\psi(t, x) = \frac{1}{2\pi} \mathcal{F}^{-1}[(\hat{\phi} * \hat{\psi})(t, k)].$$

The convolution of the Fourier transforms of the two functions, $\hat{\phi}(t, k')$ and $\hat{\psi}(t, k'')$, denoted by $(\hat{\phi} * \hat{\psi})(t, k)$, is formally defined by the integral:

$$(\hat{\phi} * \hat{\psi})(t, k) := \int_{-\infty}^{\infty} dk' \hat{\phi}(t, k') \hat{\psi}(t, k - k').$$

The preceding concept can be systematically extended to the product of three or more functions. For the third power (or product of three identical functions), the expression becomes:

$$\phi^3(t, x) = \frac{1}{(2\pi)^2} \mathcal{F}^{-1}[(\hat{\phi} * (\hat{\phi} * \hat{\phi}))(t, k)]. \quad (12)$$

Here, the term $(\hat{\phi} * (\hat{\phi} * \hat{\phi}))(t, k)$ represents the two-fold convolution of the Fourier transform $\hat{\phi}(t, k)$, which is explicitly defined by the double integral:

$$(\hat{\phi} * (\hat{\phi} * \hat{\phi}))(t, k) = \int_{\mathbb{R}^2} dk' dk'' \hat{\phi}(t, k') \hat{\phi}(t, k'') \hat{\phi}(t, k - k' - k'').$$

This integral generalizes the convolution operation to three functions in the frequency domain, maintaining the relationship with the product in the spatial domain via the inverse Fourier transform.

The nonlinear terms within the NKG equation are responsible for the generation of higher-frequency harmonics. To illustrate this mechanism, consider an initial field configuration restricted to a single fundamental wavenumber, k_0 , in the Fourier domain:

$$\hat{\phi}(0, k) = \pi \left(\delta(k - k_0) + \delta(k + k_0) \right). \quad (13)$$

Applying the generalized convolution formula for the third power (as previously established in (12)) to this initial configuration, the cubic term $\phi^3(0, x)$ yields the expression:

$$\phi^3(0, x) = \frac{1}{4} \left(3 \cos(k_0 x) + \cos(3k_0 x) \right) = \cos^3(k_0 x)$$

This resulting expression contains an additional wavenumber, $3k_0$, which indicates the generation of a higher harmonic. This is in direct contrast to the linear term $\phi(0, x)$, which contains only the fundamental mode:

$$\phi(0, x) = \mathcal{F}^{-1}[\hat{\phi}(0, k)] = \cos(k_0 x).$$

Thus, the presence of the cubic nonlinearity directly translates the interaction of the fundamental mode into the creation of frequency components that are integer multiples of the initial wavenumber.

The mechanism for generating higher harmonics, as previously described, can be generalized to the case involving higher powers of the scalar field in the field equation. This generalization yields a more complex spectrum of frequencies within the resulting field configuration. When generalizing the NKG model to incorporate a potential of the form:

$$V_N(\phi) = \sum_{n=1,3,5,\dots}^N \frac{\lambda_n}{n+1} \phi^{n+1} \quad (14)$$

we introduce higher-order terms proportional to $\lambda_n \phi^n$ (where $n = 1, 3, 5, \dots, N$) into the governing field equations. Consequently, the prescribed initial condition (referenced in Equation (13)) would

generate higher powers of cosine functions. These higher powers, in turn, introduce higher harmonics as expressed by the following trigonometric identity:

$$\cos^n(k_0 x) = \begin{cases} \frac{1}{2^{n-1}} \sum_{j=1,3,\dots}^n C_{\frac{n+j}{2}}^n \cos(jk_0 x), & n = 1, 3, 5, \dots \\ \frac{1}{2^n} \left(1 + 2 \sum_{j=2,4,\dots}^n C_{\frac{n+j}{2}}^n \cos(jk_0 x) \right), & n = 2, 4, 6, \dots \end{cases}, \quad (15)$$

where C_j^n represents the binomial coefficient, $C_k^n \equiv \binom{n}{k} = \frac{n!}{k!(n-k)!}$. It is important to note that nonlinear terms of the form ϕ^n with odd n give rise to $n - 2$ additional harmonics. Although the case for even n is included in the identity for completeness, the subsequent analysis will be primarily focused on the implications of odd values of n .

When examining the temporal evolution of the system of two first-order equations, which is equivalent to the second-order field equation (8), we find that the initial field configuration inherently contains higher harmonic modes that significantly influence the system's subsequent dynamics. To illustrate this, we express the second-order field equation (8) as the following coupled system of first-order equations for the field $\phi(t, x)$ and its conjugate momentum $\Pi(t, x)$:

$$\begin{cases} \Pi(t, x) = \frac{\partial \phi(t, x)}{\partial t} \\ \frac{\partial \Pi}{\partial t} = \frac{\partial^2 \phi(t, x)}{\partial x^2} - V'(\phi(t, x)) \end{cases}. \quad (16)$$

Integrating this system with respect to time yields the integral forms for the fields:

$$\begin{aligned} \phi(t, x) &= \phi(0, x) + \int_0^t \Pi(t', x) dt' \\ \Pi(t, x) &= \Pi(0, x) + \int_0^t \left(\frac{\partial^2 \phi(t', x)}{\partial x^2} - V'(\phi(t', x)) \right) dt'. \end{aligned}$$

Assuming that the integrands are well-behaved over an infinitesimal time step ε , we can approximate these integrals by using a simple, first-order approximation based on the initial values (analogous to the Euler method):

$$\phi(\varepsilon, x) = \phi(0, x) + \varepsilon \Pi(0, x) \quad (17)$$

$$\Pi(\varepsilon, x) = \Pi(0, x) + \varepsilon \left(\frac{\partial^2 \phi(0, x)}{\partial x^2} - V'(\phi(0, x)) \right). \quad (18)$$

Equation (18) explicitly shows that the change in the momentum Π depends on the spatial derivative $\left(\frac{\partial^2 \phi(0, x)}{\partial x^2} \right)$ and the derivative of the potential $(-V'(\phi(0, x)))$, both evaluated at $t = 0$. If the initial field $\phi(0, x)$ is composed primarily of a fundamental wavenumber, k_0 , the subsequent action of the nonlinear term, $V'(\phi(0, x))$, will inherently introduce higher harmonics (i.e., multiples of k_0). Consequently, the nonlinear terms present in the original field equation are directly responsible for the phenomenon where energy is transferred between different wavenumbers, which we term *nonlinear Fourier mode mixing*.

2. The signum-Gordon model

The SG model is characterized by a potential that is non-analytic, meaning it cannot be accurately represented by a Taylor series expansion around its minimum. This constraint complicates direct comparison with models derived from analytic potentials, such as the NKG model.

To establish a connection between the SG and NKG models, we analyze the effect of the potential derivative, $V'(\phi)$, when evaluated using a specific initial wave configuration (7).

We consider the linear, infinitesimal time advancement of the field configurations $\phi(\tau_i, x)$ and $\Pi(\tau_i, x)$ using a small time step $\delta\tau$ (where $\tau_i := i\delta\tau$), which is equivalent to a first-order Euler numerical scheme. The iterative evolution is defined by:

$$\begin{cases} \phi(\tau_{i+1}, x) = \phi(\tau_i, x) + \delta\tau \Pi(\tau_i, x) \\ \Pi(\tau_{i+1}, x) = \Pi(\tau_i, x) + \delta\tau \left[\frac{\partial^2 \phi(\tau_i, x)}{\partial x^2} - V'(\phi(\tau_i, x)) \right] \end{cases}.$$

When the initial configuration (7) (representing a free wave solution) is substituted into this numerical scheme, the terms associated with the potential derivative must vanish for both the SG and NKG equations in the linear regime. This requirement effectively recovers the free wave condition (9) for the initial step. Consequently, during the initial stages of the temporal evolution, the potential term $V'(\phi)$ acts as a perturbation to the dynamics described by the linear wave equation, which governs the field's underlying temporal evolution.

The fundamental distinction between the NKG and SG models is rooted entirely in their respective field potentials, $V_N(\phi)$ and $V_{SG}(\phi)$. To directly compare the dynamical effects of these differences, we employ the nonlinear potential V_N within the established perturbative integration framework. This allows us to assess its influence on an initial sinusoidal wave and directly compare these effects to those produced by the SG potential. Crucially, when evaluated on a sinusoidal initial field configuration, both potential derivatives, $V'_N(\phi(0, x))$ and $V'_{SG}(\phi(0, x))$, can be represented as Fourier series. These series are composed exclusively of positive odd harmonics of the fundamental wavenumber k . This shared harmonic structure facilitates a direct analysis of nonlinear Fourier mode mixing and allows us to quantify the generation of higher harmonics in the temporal evolution of both the NKG and SG models.

For the NKG model, the potential term introduces a first-order perturbation (proportional to the time step, δt) to the time evolution. This perturbation is directly related to the derivative of the nonlinear potential, $V'_N(\phi(0, x))$, evaluated at the initial field configuration $\phi(0, x)$. The initial perturbation in the momentum evolution is given by:

$$\begin{aligned} \delta t V'_N(\phi(0, x)) &= \delta t \sum_{n=1,3,5,\dots}^N \lambda_n A_0^n \cos^n(k_0 x) \\ &= \delta t \sum_{j=1,3,5,\dots}^N A_j \cos(jk_0 x). \end{aligned} \tag{19}$$

The first line represents the perturbation using the polynomial expansion of the potential derivative, where λ_n are the expansion coefficients. The second line represents the decomposition of this term

into a Fourier cosine series of odd harmonics, jk_0x . This transformation reveals the instantaneous generation of higher harmonic modes ($j = 3, 5, \dots$) due to the nonlinearity.

The Fourier coefficients A_j for each harmonic mode are determined by the cumulative effect of the original polynomial coefficients λ_n . Utilizing the identity (15) to decompose powers of cosine, the coefficients A_j are expressed as:

$$A_j = 2 \sum_{n=j, j+2, \dots}^N \lambda_n \left(\frac{A_0}{2} \right)^n C_{\frac{j+n}{2}}^n. \quad (20)$$

This formula demonstrates how the individual nonlinear terms (indexed by n) contribute to the amplitude of a specific harmonic (indexed by j), thus quantifying the Fourier mode mixing.

To ensure that the infinite series expansion for $V'_N(\phi)$ is mathematically sound and that the resulting harmonic amplitudes A_j converge as the truncation limit $N \rightarrow \infty$, we apply the ratio test. The convergence of A_j is determined by the ratio of successive terms in the summation (which differ in n by 2):

$$r = \lim_{n \rightarrow \infty} \left| \frac{\lambda_n (A_0/2)^n C_{\frac{j+n}{2}}^n}{\lambda_{n-2} (A_0/2)^{n-2} C_{\frac{j+n-2}{2}}^{n-2}} \right| = A_0^2 \lim_{n \rightarrow \infty} \left| \frac{\lambda_n}{\lambda_{n-2}} \right|.$$

For the series to converge, we require $r < 1$. This leads directly to the amplitude convergence criterion for the initial field amplitude A_0 :

$$\lim_{n \rightarrow \infty} \left| \frac{\lambda_{n-2}}{\lambda_n} \right| > A_0^2. \quad (21)$$

This condition places an upper bound on the initial amplitude A_0 that can be used while maintaining the validity of the NKG polynomial expansion.

In contrast to the complex, amplitude-dependent expansion of the NKG model, the SG perturbation term takes a remarkably simple, non-analytic form. When the SG potential derivative, $V'_{SG}(\varphi)$, is evaluated using the initial sinusoidal wave $\varphi(0, x) = A_0 \cos(kx)$, the result is not a continuous polynomial but a square wave. Specifically, the derivative of the SG potential (proportional to $\text{sgn}(\varphi)$ for a certain field range) evaluates to the sign function of the cosine wave $V'_{SG}(\varphi(0, x)) = \text{sgn}(\cos(kx))$. This square wave can be precisely represented as a Fourier series, which is an infinite sum of sinusoidal functions containing only odd harmonics of the fundamental wavenumber k . The first-order perturbation (proportional to δt) is thus given by the following Fourier series:

$$\begin{aligned} \delta t V'_{SG}(\varphi(0, x)) &= \delta t \text{sgn}(\cos(kx)) \\ &= \delta t \frac{4}{\pi} \sum_{j=1, 3, 5, \dots}^{\infty} \frac{(-1)^{\frac{j-1}{2}}}{j} \cos(j(kx)). \end{aligned} \quad (22)$$

This explicit series provides the harmonic amplitudes directly, showing that the SG nonlinearity instantly generates all higher odd harmonics with an amplitude that decreases algebraically as $1/j$.

Both the NKG perturbation (19) and the SG perturbation (22) are expressed as Fourier series involving the same set of cosine functions, $\cos(jkx)$, where j is restricted to odd integers.

To enable a direct quantitative comparison between the analytic NKG model (with its potential convergence issues) and the non-analytic SG model, we employ a regularization scheme. This involves truncating the infinite SG Fourier series (22) at a finite harmonic index N . By truncating the index j at N , we ensure that the two perturbation terms, $\delta t V'_N(\phi(0, x))$ and $\delta t V'_{SG}(\phi(0, x))$, are represented by an equal number of corresponding cosine functions. This allows us to equate the coefficients A_j of the NKG expansion (from (20)) with the known, fixed coefficients of the SG expansion. Equating the j -th harmonic amplitudes yields the following system of linear equations for the NKG potential coefficients, λ_n :

$$\sum_{n=j, j+2, \dots}^N \lambda_n \left(\frac{A_0}{2}\right)^n \binom{n}{\frac{j+n}{2}} = \frac{2}{j\pi} (-1)^{\frac{j-1}{2}} \quad (23)$$

where the index $j = 1, 3, 5, \dots$ up to N defines the equations.

The system of equations (23) can be recast into a standard linear matrix system by introducing the re-indexed variables $\alpha = \frac{j-1}{2}$ and $\beta = \frac{N-1}{2}$ (where $\alpha \in \{0, 1, \dots, \beta\}$). The system then takes the form:

$$\sum_{\gamma=0, 1, 2, \dots}^{\beta-\alpha} \mathcal{A}_{\alpha\gamma} \lambda_{2\alpha+2\gamma+1} = \mathcal{B}_\alpha, \quad \alpha \leq \beta.$$

The system's matrix coefficients are explicitly defined as:

$$\mathcal{A}_{\alpha\gamma} \equiv \left(\frac{A_0}{2}\right)^{2\alpha+2\gamma+1} \binom{2\alpha+2\gamma+2}{2\alpha+\gamma+1}, \quad \mathcal{B}_\alpha \equiv \frac{2(-1)^\alpha}{(2\alpha+1)\pi}$$

Since the upper summation limit for γ is $(\beta - \alpha)$, which depends on α , the coefficient matrix $\mathcal{A}_{\alpha\gamma}$ forms a triangular matrix. This structure is highly advantageous, as it allows the system to be solved sequentially for the coefficients $\lambda_{2\alpha+1}$ (i.e., $\lambda_1, \lambda_3, \lambda_5, \dots$) through a straightforward process of back-substitution.

The coefficients λ_n of the NKG potential, derived by matching the Fourier expansion of the SG perturbation, inherently depend on the truncation parameter N used in the regularization scheme. To explicitly denote this dependency, we introduce the notation $\lambda_n^{(N)}$.

For the maximum index $n = N$ (the last coefficient solved for in the triangular system), the solution is found directly:

$$\lambda_N \equiv \lambda_{2\beta+1} = \frac{\mathcal{B}_\beta}{\mathcal{A}_{\beta 0}} = (-1)^{\frac{N-1}{2}} \frac{2}{N\pi} \left(\frac{2}{A_0}\right)^N.$$

More generally, the explicit solution for any odd index $n \leq N$ is given by:

$$\lambda_n^{(N)} = (-1)^{\frac{n-1}{2}} \frac{2}{n\pi} \left(\frac{\frac{N+n}{2}}{\frac{N-n}{2}}\right) \left(\frac{2}{A_0}\right)^n. \quad (24)$$

This formula effectively defines the analytic potential V_N whose perturbative effects on the initial sinusoidal wave exactly mimic those of the non-analytic SG potential up to the order N .

The derived expression (24) must satisfy the amplitude convergence criterion (21) established earlier:

$$\lim_{n \rightarrow \infty} \left| \frac{\lambda_{n-2}}{\lambda_n} \right| > A_0^2.$$

Substituting the explicit form of $\lambda_n^{(N)}$ into the ratio test (using the relationship λ_{n-2}/λ_n) yields the condition:

$$\frac{n^2(n-1)}{(n-2)(N+n)(N-n+2)} > 1.$$

This condition must hold for the coefficients to converge as n increases for a fixed N . In the limit case where $n = N$, considering the ratio of the last two coefficients, $\lambda_{N-2}^{(N)}/\lambda_N^{(N)}$, the convergence condition simplifies and is satisfied for any $N > 2$. More generally, the condition for general convergence is satisfied for all indices $n \leq N$ when N is sufficiently large. This verification confirms that the constructed NKG potential inherits the convergence properties required for an analytic field theory while remaining perturbatively equivalent to the non-analytic SG model in the initial time step.

The lowest-order coefficient, $\lambda_1^{(N)}$ (where the index 1 corresponds to the linear term in the potential derivative), exhibits a clear linear dependence on the truncation parameter N . This term is directly identified with the perturbative mass squared (m_0^2) of the equivalent NKG model:

$$m_0^2 \equiv \lambda_1^{(N)} = \frac{2}{A_0\pi}(N+1). \quad (25)$$

This formula reveals a crucial dependency: two identical wave trains with the same initial amplitude A_0 will exhibit a difference in their perturbative mass based on the parameter N . Since N is associated with the inclusion of $\frac{N+1}{2}$ coupling constants $\lambda_n^{(N)}$, the perturbative mass m_0^2 is directly proportional to the number of coupling constants used in the NKG approximation. The absolute lowest perturbative mass corresponds to the $N = 1$ truncation, where $m_0^2 = \frac{4}{A_0\pi}$.

We can establish a connection between this perturbative mass m_0^2 and the intrinsic effective mass m_{eff}^2 of the SG model (6). By identifying the wave amplitude parameter A_0 with the size of the SG perturbation σ , the relationship becomes:

$$m_{\text{eff}}^2 = \frac{1}{A_0} = \frac{\pi}{2(N+1)} m_0^2. \quad (26)$$

This equation explicitly links the mass scale of the SG model (determined by A_0) to the mass derived from the NKG approximation (determined by N).

To analyze the behavior of the remaining coupling constants $\lambda_n^{(N)}$, we consider the asymptotic limit as the truncation parameter $N \rightarrow \infty$. We examine the expression $\lim_{N \rightarrow \infty} \frac{2}{N} \ln |\lambda_n^{(N)}|$. By applying Stirling's approximation for the factorials within the combinatorial term $\left(\frac{N+n}{2}\right)$ (specifically: $\ln k! = (k + \frac{1}{2}) \ln k - k + \frac{1}{2} \ln(2\pi)$), we obtain the asymptotic behavior in terms of the continuous ratio $\nu \equiv n/N$:

$$\lim_{N \rightarrow \infty} \frac{2}{N} \ln |\lambda^{(N)} n| = \ln \lambda(\nu) \quad (27)$$

where the function $\lambda(\nu)$ is defined as:

$$\lambda(\nu) \equiv \frac{1+\nu}{1-\nu} \left(\frac{1-\nu^2}{A_0^2 \nu^2} \right)^\nu. \quad (28)$$

This allows us to approximate the general coupling constant $\lambda_n^{(N)}$ in the large N limit as:

$$\lambda_n^{(N)} \simeq (-1)^{\frac{n-1}{2}} \left[\lambda \left(\frac{n}{N} \right) \right]^{N/2}. \quad (29)$$

This asymptotic expression is crucial as it reveals the functional dependence of the higher-order coefficients on the ratio of the harmonic index n to the truncation index N , effectively describing the profile of the NKG potential in the continuum limit.

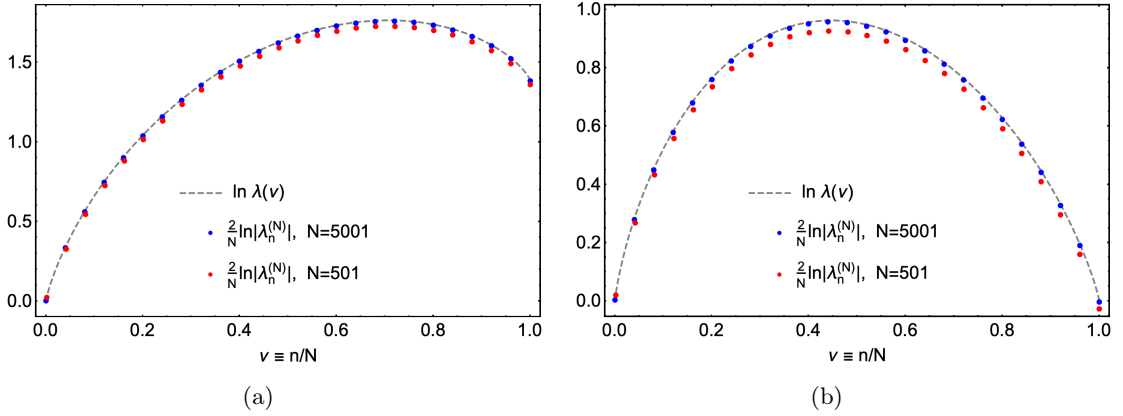


FIG. 4. Comparison of the asymptotic function $\lambda(\nu)$ (dashed line) with the scaled explicit coefficients $\frac{2}{N} \ln |\lambda_n^{(N)}|$ (points) for initial wave amplitudes (a) $A_0 = 1$ and (b) $A_0 = 2$. This demonstrates the rapid convergence of the NKG potential coefficients to their large- N limit.

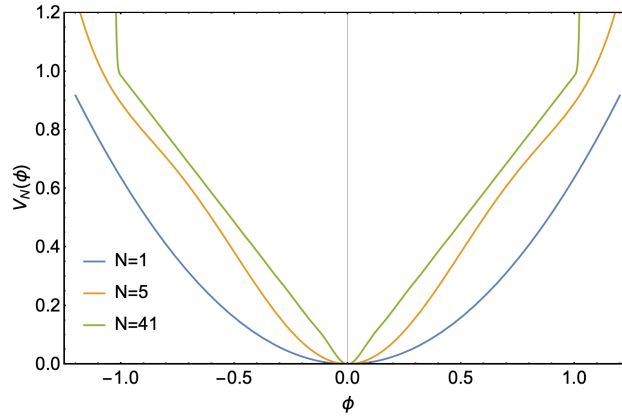


FIG. 5. The potential (14) is plotted with an initial amplitude $A_0 = 1$ for truncation parameters $N = 1$, $N = 5$, and $N = 41$. The effect of including higher-order coupling constants (increasing N) on the potential shape is clearly visible.

Figures 4(a) and 4(b) provide a comparison between the asymptotic function $\lambda(\nu)$, defined by Equation (28), and the scaled absolute values of the explicit coefficients $\frac{2}{N} |\lambda_n^{(N)}|$ derived in Equation

(24). These figures demonstrate that as the truncation parameter N increases (specifically for $N = \{501, 5001\}$), the explicit coefficients rapidly converge to the asymptotic function $\lambda(\nu)$. This convergence confirms that the truncated series offers an arbitrarily good approximation to the magnitude of the underlying field $|\phi|$ in the large- N limit.

Figure 5 displays the potential expansion as a function of the number N . As N increases, the potential's profile in the region $|\phi| < 1$ increasingly resembles the V-shaped profile.

3. Harmonics dispersion relation

We have established the theoretical basis for the massless and quasi-massless SG propagation of Fourier modes. Given that the potential demonstrably generates harmonic wavelengths from an original input wavelength, k_0 , under the condition $A_0 k_0^2 \gg 1$, a natural and requisite inquiry is: What are the corresponding frequencies of these propagating modes?

The initial configuration used in our previous analysis (Equation 7) does not explicitly define the relationship between the parameters k_0 (wavenumber) and ω_0 (angular frequency). This relationship is inherently specified by the underlying physical model or, equivalently, by the governing field equation, which dictates the system's dispersion relation. For instance, in a linear KG model with mass m (governed by a quadratic potential), an on-shell initial condition requires the standard dispersion relation:

$$\omega_0 = \sqrt{k_0^2 + m^2}.$$

Here, the sign of k_0 only determines the direction of wave propagation but does not impact the wave's frequency. Since the perturbative mass m_0 for the input parameters (A_0, k_0) has been calculated (see result 25), the dominant angular frequency (ω_0) in the time domain for the SG system is consequently expected to follow a modified dispersion relation derived from the mass term:

$$\omega_0 = \sqrt{k_0^2 + \frac{4}{\pi A_0}}.$$

Indeed, an initial configuration satisfying this modified dispersion relation leads to very stable wave propagation. The generated harmonics, k_n , appear to follow an approximately linear dispersion relation with respect to their corresponding angular frequencies, $\omega_n \simeq k_n$. The higher-order modes $k_n = n\pi$ (where $n = 1, 3, 5, \dots$) are generated through the perturbative effects of the nonlinear term (Equation 22). Figure 6 illustrates the time evolution of these modes. By performing a time-domain discrete Fourier transform on the data presented in Figure 6(a) and identifying the dominant amplitudes for each (k_n, ω_n) pair (where $n = 1, 3, 5, \dots$), we obtain Figure 7. This figure graphically depicts the dominant mode along with the five generated odd harmonics.

4. Mass measurement methods

This section details a method for extracting information from a field's effective potential, specifically the mass term and higher-order corrections, directly from the numerical field dynamics. This

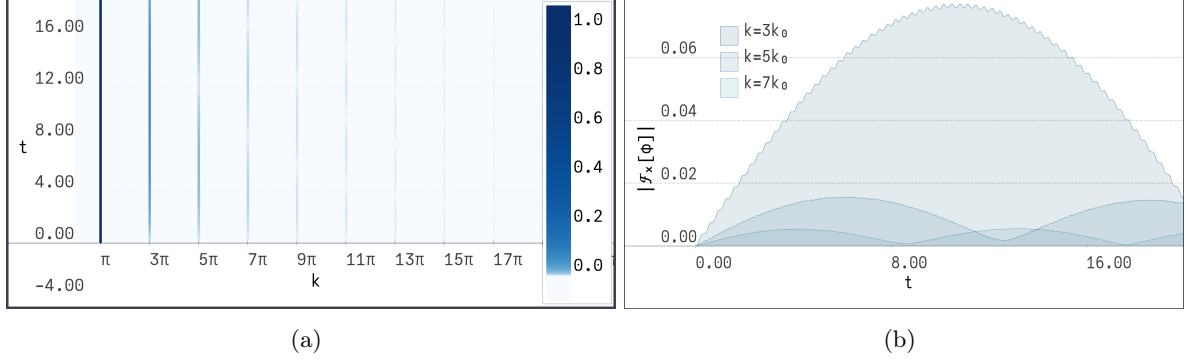


FIG. 6. (a) Time evolution of the magnitude of the Fourier transform of the Sine-Gordon (SG) field's spatial component, $|\mathcal{F}_x[\phi](t, k)|$. (b) Temporal profiles of the magnitudes $|\mathcal{F}_x[\phi](k_n, t)|$ extracted from panel (a) at the harmonic wavenumbers $k_n = \{3k_0, 5k_0, 7k_0\}$, where $k_0 = \pi$.

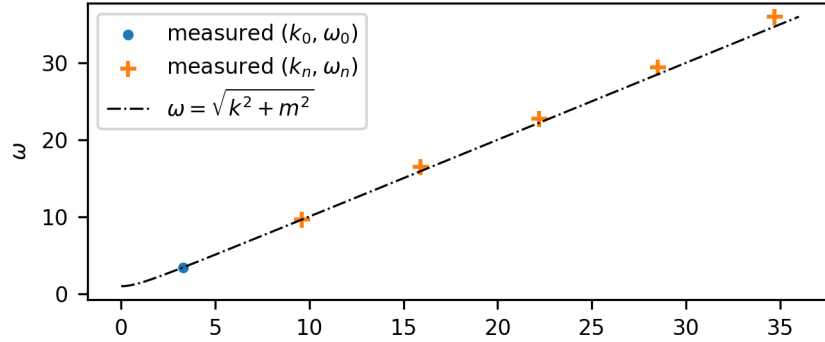


FIG. 7. Dispersion relation illustrating the dominant mode ($n = 1$, blue circle) and the five generated odd harmonics ($n = \{3, 5, 7, 9, 11\}$, light crosses). These data points were obtained via a two-dimensional Fourier transform in the time-space domain. The dot-dashed line represents a standard Klein-Gordon dispersion relation with a mass $m = 1$.

approach shifts focus from previous perturbative methods to an analysis of the complete field equation.

The core of the method involves generating and analyzing monochromatic signals within the field and constructing an amplitude map, $A(k, \omega)$, in energy-momentum space. This map is central to identifying the system's dispersion branches and, consequently, inferring information about the effective field-dependent potential. This process is conceptually analogous to an inverse propagation problem.

We concentrate on two key approaches for measuring the effective mass: one involves analyzing a system initiated with a monochromatic field configuration under periodic boundary conditions, and the other entails analyzing the field's response to an external monochromatic drive (signal production).

1. Initial field configuration ($k_0 \rightarrow \omega$) method.

We establish an initial "quasi-on-shell" field condition using a monochromatic wave, as defined

in equation (7), and employ periodic boundary conditions. This selection of boundary conditions is utilized to simulate an infinite spatial domain and eliminate edge effects. The initial condition corresponds to controlling the input wavenumber k and subsequently measuring the resultant frequency distribution $\{\omega\}$. Within this method, the field is initialized with a specific wavenumber k and permitted to propagate for a defined duration. The evolution of the angular frequency ω and the distribution of the generated signal across frequencies are monitored by computing time Fourier modes over the propagation period.

When executed as a single simulation, this procedure yields the time-domain Fourier transform of the field at a chosen spatial location x , which we set to $x = 0$. To construct the complete dispersion map, we execute numerous such simulations for a set of equally-spaced values of k and then aggregate these results into the map. To further guarantee smoothness at the boundaries under periodic boundary conditions, the input wavenumbers are constrained such that $k = L/(2\pi n)$, where L denotes the spatial length of the simulation domain and n is an integer. This methodology, applied to both the KG and SG equations, facilitates the numerical confirmation of the expected dispersion relations and the extraction of information pertaining to the effective potential, including the mass term.

The amplitude spectra presented in Figures 8 and 9 were generated using this method. For each wavenumber k (horizontal axis), a simulation is performed, evolved temporally, and a spatial Fourier transform of the final time step provides the wavelength distributions (vertical axis). Figure 8 displays the reference computation, which is the resulting map and inferred mass as a function of the input wavenumber k , obtained from the procedure applied to the KG equation. Figure 9(a) presents a comparable map for the SG field, while Figure 9(b) illustrates its principal modes superimposed on the KG dispersion relation for $m = 1$. Their close correspondence, particularly for $k > \pi/2$, is consistent with the hypothesis of massive behavior for monochromatic waves in the signum-Gordon field.

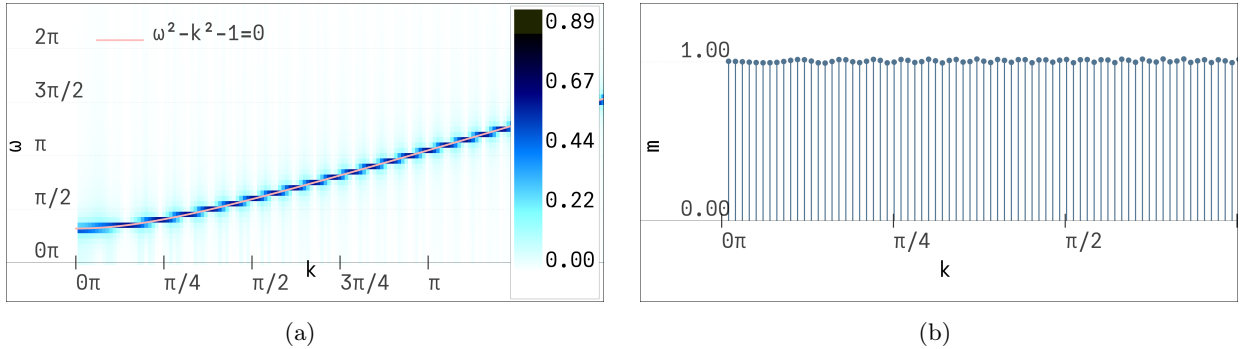


FIG. 8. The “on-shell” KG dispersion relation in energy momentum space is presented in Fig. (a), as computed by the signal production method, with the actual $m = 1$ KG dispersion relation superimposed. Data was generated for the positive k branch only, with KG mass set to $m = 1$. Figure (b) shows the inferred field’s mass m from this data, which is, of course, constant (in this case $m = 1$) for the linear KG field.

2. Signal generated at $x = 0$ ($\omega_0 \rightarrow k$ method).

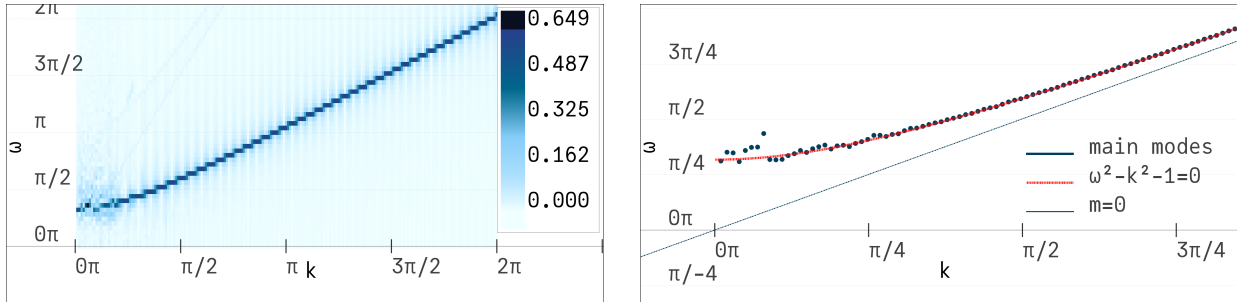


FIG. 9. SG dispersion relation for simulation with initial data $A = \frac{4}{\pi} \implies m = 1$ and varying k . Figure (a) shows the a set of energy space of a simulated field in the timespan $t \in [0, 40]$ (which for the simulation conditions is considered a short time). In Figure (b) the peak (main) modes have been extracted from the dispersion map in Figure (a) and plotted as bright dots, while the KG dispersion relation $\omega = +\sqrt{k^2 + m^2}$ with $m = 1$ is superposed to that and the same dispersion relation for $m = 0$ is also shown for comparison. Notice the good quality of the matching, in special for $k > \pi/4$.

This approach involves generating a monochromatic signal at one of the field's boundaries—for example, by imposing a specific time dependence on the field $\phi(t, 0)$ —and permitting the signal to propagate spatially up to a final time t_f .

Given an input frequency $f_0 = \omega_0/2\pi$, the propagating field is expected to select a suitable distribution of amplitudes as a function of wavenumbers, $A(\omega_0, k) = A(k)$. For instance, the theoretical result for the KG equation would be $A_{KG} = A_0 \delta(\omega_0^2 - m^2)$, where $\delta(x)$ represents the Dirac delta distribution. This theoretical outcome indicates a sharp, predictable relationship between the input frequency and the resulting wavenumber.

The procedure is executed by applying a spatial Fourier transform, \mathcal{F}_x , to the field at the final time step to obtain the wavenumber distributions $A(\omega_0, k)$. Following the logic of the previous method, this process is repeated across a range of input frequencies ω_0 to construct the complete amplitude map $A(k, \omega_0)$. Figure 10(a) presents this resultant amplitude map. Figure 10(b) displays the extracted magnitude peaks, $\max[A(\omega_0, k)]$, plotted alongside two reference lines: the positive branch of the massive Klein-Gordon dispersion relation ($m = 1$) and the massless dispersion relation ($m = 0$).

IV. SUMMARY

We address the problem of mass in nonlinear scalar field models with non-analytic potentials, focusing on the SG model ($\mathcal{L} = \frac{1}{2}(\partial_\mu \phi)^2 - |\phi|$). This model is characterized by the absence of a linear sector and a fundamental scaling invariance, making the standard perturbative mass definition inapplicable. Our goal is to introduce and quantify a *spectral mass* by analyzing the field's dispersion relation and Fourier modes through two complementary numerical methods.

We employ two methods to map the dispersion relation (ω vs. k): the initial field configuration ($k_0 \rightarrow \omega$) method and the signal generation ($\omega_0 \rightarrow k$) method. The $k_0 \rightarrow \omega$ method initializes the

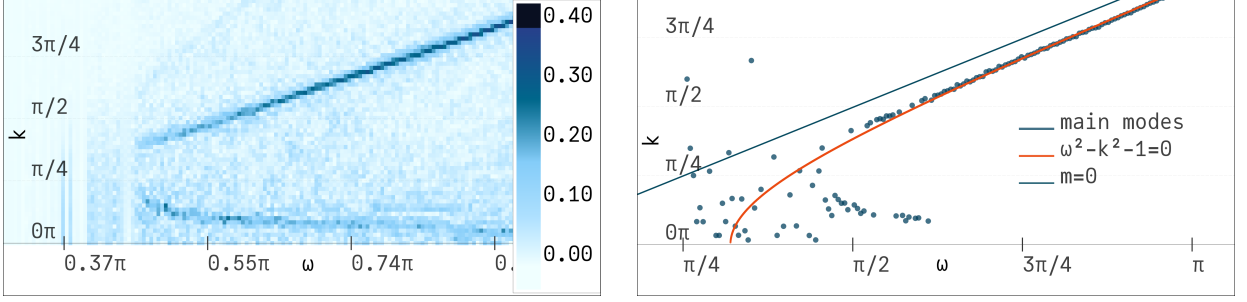


FIG. 10. The inferred amplitude spectrum of the Sigm-Gordon (SG) field generated by boundary signals with an amplitude of $A_0 = 4/\pi$. This specific input amplitude results in an effective mass of $m_{\text{eff}} = 1$. (a) The raw amplitude map $A(k, \omega_0)$ obtained using the $\omega_0 \rightarrow k$ method. (b) The extracted magnitude peaks (represented by circles) from the map in (a). These peaks are shown alongside the dispersion relations for the Klein-Gordon (KG) equation with a massive term ($m = 1$) and a massless term ($m = 0$) for reference.

field with a monochromatic wave of a specific wavenumber k and tracks the resulting frequency distribution ω over time via a time Fourier transform. The $\omega_0 \rightarrow k$ method generates a signal at a boundary with a specific frequency ω and tracks the resulting wavenumber distribution k over space via a spatial Fourier transform. Both methods are repeated across a range of input values to construct a full amplitude map $A(k, \omega)$.

Analysis of the initial monochromatic wave $\varphi(t, x) = A_0 \cos(k_0 x - \omega_0 t)$ reveals two distinct regimes based on the parameter $A_0 k_0^2$. In the massless regime ($A_0 k_0^2 \gg 1$), linear terms dominate, yielding an approximate massless dispersion relation ($\omega_0^2 \approx k_0^2$) dominated by a single Fourier mode. Conversely, in the ultra-massive/nonlinear regime ($A_0 k_0^2 \approx 1$), the SG nonlinearity dominates, exciting multiple Fourier modes and producing a complex, massive-like behavior.

This excitation of multiple modes – or nonlinear Fourier mode mixing – is the mechanism for defining the spectral mass. We use the NKG model as a benchmark, showing that the nonlinear term $V'(\phi)$ instantly generates higher odd harmonics. The SG potential derivative, $V'_{SG}(\phi) = \text{sgn}(\phi)$, is shown to share this same harmonic structure. By quantifying the strength of the generated harmonics and comparing the resulting dispersion map's peaks to the massive KG dispersion relation ($\omega^2 = k^2 + m_{\text{eff}}^2$), we extract the spectral mass.

The numerical results confirm that the SG field exhibits massive behavior, and the spectral mass is a function of the input wave's amplitude, A_0 . The key finding is that a specific input amplitude, $A_0 = 4/\pi$, results in a spectral mass that precisely matches the unit mass of the massive Klein-Gordon equation, $m_{\text{eff}} = 1$. This confirms that a massive-like dispersion relation, $\omega^2 = k^2 + 1$, can be induced in the massless SG model purely through the strength of the initial wave configuration, thus fully characterizing the spectral mass.

The establishment of a *spectral mass* through nonlinear Fourier mode mixing in the classical SG model opens several significant directions for future investigation, both through numerical extension and theoretical generalization.

The initial investigation of the spectral mass is typically conducted in (1+1) dimensions. A critical extension involves studying scalar field models in higher spatial dimensions ($D > 1$). In

this case, the scalar wavenumber k is replaced by the vector \vec{k} with components k_x, k_y, \dots . This generalization will inherently increase the complexity of the dispersion map (Fourier amplitude) $\mathbf{A}(\vec{k}, \omega)$, but it is necessary to understand the role of the spectral mass in driving the dynamics of higher-dimensional structures, such as the shock waves recently reported in the SG model in $(2 + 1)$ and $(3 + 1)$ dimensions [29].

The methodology should be extended to complex scalar field models, where the field ϕ is complex. The complex SG model is a promising candidate for such an investigation. Alternatively, the CP^N complex models featuring V-shaped potentials that support compact Q-balls and Q-shells are also prominent fields of investigation. Applying spectral analysis here may help in understanding the complex internal dynamics of these compact solutions and their interaction processes.

A key open question is the long-term stability and persistence of the spectral mass. Future studies must track the dispersion map over long timescales to determine if the massive-like dispersion peak damps down toward the massless dispersion relation, or if the spectral mass is a genuinely stable, characteristic feature of the wave's initial configuration.

The universality of the spectral mass concept should be tested by applying the methodology to other nonlinear theories, particularly those where perturbative mass definitions are challenging or ill-defined, such as models with hard threshold potentials or specific non-analytic fractional field theories.

Furthermore, representing the V-shaped potential through a finite (yet arbitrarily extendable) harmonic decomposition provides a novel regularization of its non-analytic structure. Although increasing the number of terms leads to a larger coefficient of the quadratic contribution, the rapidly growing and alternating higher-order terms efficiently compensate this growth, preserving an essentially unit slope away from the origin within a chosen convergence radius. The resulting potential therefore localizes infinite curvature at the origin while maintaining vanishing curvature elsewhere, closely mimicking the absolute value interaction. The model can thus be formulated in the functional integral as a Gaussian reference measure dressed by a local non-Gaussian weight, in accordance with standard treatments of interacting scalar field theories.

ACKNOWLEDGEMENTS

JSS would like to thank the support by CAPES (Coordenação de Aperfeiçoamento de Pessoal de Nível Superior a Brasil (CAPES)) Scholarship during part of the production of this article.

-
- [1] V. A. Rubakov, *Classical theory of gauge fields* (Princeton University Press, Princeton, New Jersey, 2002).
 - [2] Henryk Arodz, J. Dziarmaga, and Wojciech H. Zurek, “Patterns of symmetry breaking,” (2003).
 - [3] N. S. Manton and P. Sutcliffe, *Topological solitons*, Cambridge Monographs on Mathematical Physics (Cambridge University Press, 2004).
 - [4] Yakov M. Shnir, *Topological and Non-Topological Solitons in Scalar Field Theories* (Cambridge University Press, 2018).

- [5] Orlando Alvarez, Luiz A. Ferreira, and J. Sanchez Guillen, “A New approach to integrable theories in any dimension,” *Nucl. Phys. B* **529**, 689–736 (1998), [arXiv:hep-th/9710147](#).
- [6] Orlando Alvarez, L. A. Ferreira, and Joaquin Sanchez-Guillen, “Integrable theories and loop spaces: Fundamentals, applications and new developments,” *International Journal of Modern Physics A* **24**, 1825–1888 (2009).
- [7] Maciej Dunajski, *Solitons, instantons, and twistors* (2010).
- [8] Philip Rosenau and James M. Hyman, “Compactons: Solitons with finite wavelength,” *Phys. Rev. Lett.* **70**, 564–567 (1993).
- [9] S. Dusuel, P. Michaux, and M. Remoissenet, “From kinks to compactonlike kinks,” *Phys. Rev. E* **57**, 2320–2326 (1998).
- [10] H. Arodz, “Topological compactons,” *Acta Phys. Polon. B* **33**, 1241–1252 (2002), [arXiv:nlin/0201001](#).
- [11] Christoph Adam, Chris Halcrow, Katarzyna Oles, Tomasz Romanczukiewicz, and Andrzej Wereszczynski, “Moduli Space for Kink Collisions with Moving Center of Mass,” *SIGMA* **19**, 054 (2023), [arXiv:2304.07895 \[hep-th\]](#).
- [12] C. Adam, D. Ciurla, K. Oles, T. Romanczukiewicz, and A. Wereszczynski, “Relativistic moduli space and critical velocity in kink collisions,” *Phys. Rev. E* **108**, 024221 (2023), [arXiv:2304.14076 \[hep-th\]](#).
- [13] K. Oles, J. Queiruga, T. Romanczukiewicz, and A. Wereszczynski, “Sphaleron without shape mode and its oscillon,” *Phys. Lett. B* **847**, 138300 (2023), [arXiv:2309.11167 \[hep-th\]](#).
- [14] F. Blaschke, T. Romańczukiewicz, K. Sławińska, and A. Wereszczyński, “Amplitude modulations and resonant decay of excited oscillons,” *Phys. Rev. E* **110**, 014203 (2024), [arXiv:2403.00443 \[hep-th\]](#).
- [15] A. Alonso Izquierdo, N. S. Manton, J. Mateos Guilarte, and A. Wereszczynski, “Collective coordinate models for 2-vortex shape mode dynamics,” *Phys. Rev. D* **110**, 085006 (2024), [arXiv:2405.20249 \[hep-th\]](#).
- [16] Aliakbar Moradi Marjaneh, Fabiano C. Simas, and D. Bazeia, “Scattering of kinks in scalar-field models with higher-order self-interactions,” *Annals Phys.* **470**, 169777 (2024), [arXiv:2402.00270 \[hep-th\]](#).
- [17] Fabiano C. Simas and E. da Hora, “Generation of kink-antikink pairs through the excitation of an oscillon in the ϕ^4 model,” (2024), [arXiv:2404.17848 \[hep-th\]](#).
- [18] A. Alonso-Izquierdo, D. Miguélez-Caballero, and L. M. Nieto, “Scattering between orthogonally wobbling kinks,” (2024), [arXiv:2407.09131 \[hep-th\]](#).
- [19] P. Dorey, T. Romanczukiewicz, Y. Shnir, and A. Wereszczynski, “Oscillons in gapless theories,” *Phys. Rev. D* **109**, 085017 (2024), [arXiv:2312.05308 \[hep-th\]](#).
- [20] H. Arodz, P. Klimas, and T. Tyranowski, “Field-theoretic models with V-shaped potentials,” *Acta Phys. Polon. B* **36**, 3861–3876 (2005), [arXiv:hep-th/0510204](#).
- [21] H. Arodz, P. Klimas, and T. Tyranowski, “Signum-Gordon wave equation and its self-similar solutions,” *Acta Phys. Polon. B* **38**, 3099–3118 (2007), [arXiv:hep-th/0701148](#).
- [22] H. Arodz, “Symmetry breaking transition and appearance of compactons in a mechanical system,” *Acta Phys. Polon. B* **35**, 625–638 (2004).
- [23] H. Arodz and P. Klimas, “Chain of impacting pendulums as non-analytically perturbed sine-Gordon system,” *Acta Phys. Polon. B* **36**, 787–799 (2005).
- [24] C. Adam, D. Foster, S. Krusch, and A. Wereszczynski, “BPS sectors of the Skyrme model and their non-BPS extensions,” *Phys. Rev. D* **97**, 036002 (2018), [arXiv:1709.06583 \[hep-th\]](#).
- [25] F. M. Hahne and P. Klimas, “Scattering of compact kinks,” *JHEP* **01**, 067 (2024), [arXiv:2311.09494 \[hep-th\]](#).
- [26] F. M. Hahne, P. Klimas, J. S. Streibel, and W. J. Zakrzewski, “Scattering of compact oscillons,” *JHEP* **01**, 006 (2020), [arXiv:1909.01992 \[hep-th\]](#).
- [27] F. M. Hahne and P. Klimas, “Compact kink and its interaction with compact oscillons,” *JHEP* **09**, 100 (2022), [arXiv:2207.07064 \[hep-th\]](#).

- [28] F. M. Hahne and P. Klimas, “Kink-antikink collisions in hyper-massive models,” (2024), [10.1007/JHEP10\(2024\)162](#), [arXiv:2408.06991 \[hep-th\]](#).
- [29] Pawel Klimas and João Saldanha Streibel, “Signum-gordon shock waves with spherical symmetry in (2+1) and (3+1) dimensions,” *Phys. Scripta* **100**, 025238 (2025), [arXiv:2308.02087 \[hep-th\]](#).