

Fault-tolerant interfaces for quantum LDPC codes

Matthias Christandl¹, Omar Fawzi², and Ashutosh Goswami¹

¹Department of Mathematical Sciences, University of Copenhagen, Denmark

²Université de Lyon, Inria, ENS de Lyon, UCBL, LIP, France

christandl@math.ku.dk, omar.fawzi@ens-lyon.fr, akg@math.ku.dk

Abstract

The preparation of a quantum state using a noisy quantum computer (gate noise strength δ), will necessarily affect an $O(\delta)$ -fraction of the qubits, no matter which protocol is used. Here, we show that fault-tolerant quantum state preparation can be achieved with constant space overhead improving on previous constructions requiring polylogarithmic overhead.

To achieve this, we add to the toolbox of fault-tolerant schemes for circuits with quantum input and output. More specifically, we construct fault-tolerant interfaces that decrease the level of protection for quantum low-density parity-check (LDPC) codes. When information is encoded in multiple code blocks, our interfaces have constant space overhead.

In our decoder construction that change the level of protection by an arbitrary amount, we circumvent bottlenecks to error pileup and overhead by gradual lowering of the level of encoding at the same time as we increase the number of blocks on which decoding is carried out simultaneously.

Contents

1	Introduction	2
2	Preliminaries	7
2.1	Quantum Codes	8
2.2	Noise model	11
2.3	Fault-tolerant quantum state preparation	17
3	Quantum LDPC codes	17
3.1	Rates of QLDPC codes	17
3.2	Fault-tolerant error correction	19
4	Fault-tolerant interfaces	21
4.1	Main result	21
4.2	Partial decoding interfaces for QLDPC codes	22
4.3	Description of the partial decoding interfaces	24
4.4	Error analysis of partial decoding interfaces	26
4.5	Partial decoding interfaces for multiple code blocks	29

4.6	Decoding interfaces for QLDPC codes	31
4.7	Construction of the interface for Lemma 30	36
5	Error analysis of decoding interfaces	40
5.1	Error analysis of the effective interface	41
5.2	Doubly-exponential decrease of error probability of the partial interface	41
5.3	Block error pattern: error analysis of the effective interface	42
5.4	Block error pattern on a binary tree	47
6	Fault-tolerant quantum state preparation with constant overhead	56
6.1	Construction and main statement	56
6.2	Applications	58

1 Introduction

Fault-tolerant quantum computation is typically motivated from the perspective of realizing quantum computations that have classical input and output, e.g. in the computation of a function. One of the main results in the field of fault-tolerant quantum computation is the *threshold theorem*, which states that any quantum circuit with classical input and output can be performed reliably, using a fault-tolerant circuit, provided that the noise rate is below a constant, i.e., an error rate not depending on the number of locations (gates) in the (original) circuit [AB97; Kit97; Pre98; AGP06].

While the threshold theorem addresses quantum computations with classical input and output, many important quantum-information tasks involve circuits with quantum input/output. Examples include quantum communication protocols, quantum learning tasks, and, more generally, information processing tasks that involve interactions with black boxes. Such black boxes may have inputs and outputs that are quantum and encoded in a way that we do not control. In such settings, the notion of fault-tolerance must be adapted. In particular, a fault-tolerant implementation must preserve the original circuit’s input/output relation in the encoding fixed by the black boxes. As the quantum inputs and outputs are affected by noise, the natural guarantee to aim for is that the fault-tolerant circuit realizes the original one up to a weak noise applied on input and output systems.

A framework for fault-tolerant circuits with quantum input/output was presented in Ref. [CFG26] based on the fault-tolerance formalism of [Kit97]. This framework builds on the fault-tolerance literature and unifies and improves on previous specific results such as state preparation circuits [Got14] and preparation and measurement interfaces [CM22; BCM24]. The framework was used to construct a constant-overhead fault-tolerant scheme for general noise [CFG25] and to construct a fault-tolerant QRAM [Dal+25].

An important primitive in fault-tolerant quantum input/output is the fault-tolerant preparation of an n -qubit quantum state described by a circuit. This primitive was achieved in [Got14; CM22; BCM24; CFG26] using concatenated codes and thus incurs a qubit overhead that grows polylogarithmically with n .

In this work, we ask whether it is possible to achieve fault-tolerant realization of state preparation circuits, with constant overhead. It is worth emphasizing that the fault-tolerant circuit must preserve the same input-output relation as the original circuit, i.e, it should

prepare the target state up to a weak noise acting on it, rather than an encoded version of that state in a quantum error-correcting code.

We answer this question positively in the model of circuit-level stochastic noise, where the noise acts independently on each gate. The noisy version of a gate g , under circuit-level stochastic noise with error rate $\delta \in [0, 1]$, realizes the gate g with probability $(1 - \delta)$, while with probability δ , it realizes an arbitrary quantum gate \tilde{g} with same input and output dimension g . In our first main result, we show that any state preparation circuit can be realized fault-tolerantly up to a local stochastic noise, while incurring only a constant qubit overhead. Our state preparation is according to the following theorem.

Theorem 1 (Informal version of Theorem 43). *There exists a threshold value $\delta_{th} > 0$ and a constant $\kappa > 0$ such that the following holds. Consider a state preparation circuit Φ , with x qubit output and operating on $O(x)$ qubits and having size $|\Phi| = \text{poly}(x)$. Then, there exists a quantum circuit $\bar{\Phi}$, with the same input and output systems as Φ and working on $O(x)$ qubits, such that its noisy realization $\tilde{T}_{\bar{\Phi}}$ under circuit level stochastic noise with parameter $\delta < \delta_{th}$ approximately simulates Φ up to a layer of local stochastic noise with strength $\delta' = O(\delta^\kappa)$ applied at the output.*

In order to establish this result, we consider quantum low-density parity-check (QLDPC) codes. The reason for this is as follows: first, they encode logical qubits at constant rate, *i.e.*, with a constant overhead, and have good error correction performance and efficient decoders [TZ13; LTZ15; FGL18; BE21a; BE21b]. Moreover, there are families of QLDPC codes with a minimum distance scaling linearly with the code length [LZ22; PK22]. Second, a constant overhead scheme for fault-tolerant computation has been constructed using QLDPC codes [Got14; FGL20; CFG25]. Moreover, progress in recent years have made QLDPC codes a leading path towards fault-tolerant quantum computing [Yod+25; He+25; Cro+24; Xu+25; Bon+25; WSC25; Web+26].

Concretely, we construct a decoding interface circuit, which fault-tolerantly maps logical information encoded in multiple blocks of a QLDPC code into bare physical qubits, up to a local stochastic noise. Moreover, if the number of blocks is sufficiently large, the qubit overhead of the decoding interface circuit is constant. Our decoding interface is according to the following theorem.

Theorem 2 (Informal version of Theorem 24). *For certain families of QLDPC codes $C_r, r = 1, 2, \dots$, where C_r encodes m_r logical qubits in n_r physical qubits, the following holds. There exists a polynomial $p(\cdot)$, constants $\mu, \kappa > 0$ and a threshold value $\delta_{th} > 0$, such that for all encoding levels r , quantum information encoded in h blocks of C_r can be decoded into bare physical qubits with a decoding interface circuit affected by circuit-level stochastic noise of strength δ . The error on the output is local stochastic channel with strength $\delta' = O(\delta^\kappa)$ if the input has at most μn_r errors in each block. The qubit overhead of the decoding interface is constant for $h \geq p(m_r)$.*

We emphasize that our methods to obtain Theorem 1 and Theorem 2 are significantly different from methods used in [Got14] to obtain constant overhead fault-tolerant quantum computing. In fact, a straightforward generalization of the protocols in [Got14] will not lead to a fault-tolerant decoding interface. To highlight this difference, we below first describe the construction due to [Got14] and outline the challenges in generalizing it to state preparation circuits. We then present our own construction and highlight the main innovations.

Description of Gottesman’s constant overhead scheme for quantum computation:

The fault-tolerant construction in [Got14] considers sequential circuits, such that at any layer only one or a few non-trivial gates are applied on a selected set of logical qubits, while the idle gate is applied on the remaining logical qubits. Any quantum circuit Φ , operating on x' qubits, can be turned into a sequential circuit Φ_{seq} by incurring only a $O(x')$ overhead in the size (i.e., total number of locations) and depth of the circuit. We note that this sequentialization is key to ensuring constant overhead.

Consider the sequential circuit Φ_{seq} , operating on x' logical qubits. Consider a QLDPC code family $\mathcal{C}_r, r = 1, \dots$, encoding m_r logical qubits in n_r physical qubits such that the encoding rate $\frac{m_r}{n_r}$ is constant. We first divide x' logical qubits into $h = \frac{x'}{m_r}$ blocks, each containing m_r logical qubits. For the fault-tolerant circuit Φ_{FT} , we encode each block of m_r logical qubits in a code block of QLDPC code \mathcal{C}_r , containing n_r physical qubits. We replace a layer of gates in Φ_{seq} by a logical layer in Φ_{FT} as follows:

If the idle gate is applied on a block in Φ_{seq} , we apply the error correction on the corresponding block in Φ_{FT} . If a non-trivial gate is applied on some of the qubits in a block in Φ_{seq} , we apply the corresponding logic gate on the corresponding block in Φ_{FT} . A logic gate on a QLDPC code block is applied using *gate teleportation* technique on the corresponding logical block [Got14; FGL20; Gro19].

The error correction circuit for QLDPC codes operates on $O(m_r)$ qubits; therefore, the qubit overhead of Φ_{EC^r} is constant for the blocks on which error correction is applied. However, for the logic gate implementation using gate teleportation, the overhead is not constant with respect to the block on which it is applied. But since we only need one non-trivial gate, by choosing m_r to be sub-linearly growing with x' , for example $m_r = \sqrt{x'}$, the total overhead can be made constant with respect to the total number of qubits x' .

Challenges in generalizing constant overhead scheme to state preparation:

As mentioned before, we need a decoding interface to extend constant overhead scheme to state preparation. We note that in principle, a teleportation based decoding interface can be obtained using teleportation as depicted in Fig 1. Let V_r be the encoding isometry of \mathcal{C}_r mapping m_r qubits into n_r qubits. One can teleport any code state of \mathcal{C}_r out of the code space by using the entangled state

$$|\Psi\rangle_r := (V_r \otimes \mathbb{1}_{m_r}) \left(\frac{|0\rangle|0\rangle + |1\rangle|1\rangle}{\sqrt{2}} \right)^{\otimes m_r}, \quad (1)$$

where V_r acts on m_r qubits corresponding to the first half of m_r -EPR pairs.

Two main challenges in generalizing constant overhead scheme to decoding interface are:

- (i) the teleportation-based interface is not fault-tolerant itself,
- (ii) the sequentialization procedure is not robust for the decoding interface.

We note that teleportation involves logical Bell measurement on two code blocks of the code \mathcal{C}_r (see Fig. 1). Logical Bell measurements corresponds to transversal Bell measurements on physical qubits of the two code blocks [Gro19, Chapter 6]. The outcome of the physical Bell measurements are further classically processed to get the outcome of logical Bell measurement, based on which a Pauli correction is applied on the teleported, unencoded state.

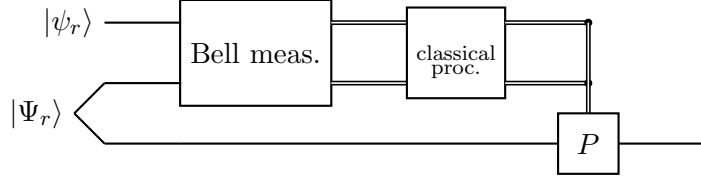


Figure 1: Teleportation-based decoding interface. A code state is teleported out of the code space by performing a logical Bell measurement between the input state $|\psi_r\rangle$ and one half of the entangled resource state $|\Psi_r\rangle$ as defined in Eq. (1). Based on the two classical outcomes of the Bell measurement a Pauli correction P is applied to the remaining half of $|\Psi_r\rangle$.

The main obstacle here is that the time complexity of this classical processing depends on the code length n_r of \mathcal{C}_r . For QLDPC codes, the algorithms for classical processing scales $O(\text{polylog}(n_r))$ [FGL18; Gro19; Gu+24; LZ23]. This implies that teleported unencoded qubits need to wait for $O(\text{polylog}(n_r))$ time steps. Since there is no active error correction on the unencoded qubits, the quantum information will eventually be garbled up as $r \rightarrow \infty$. We emphasize that for a fixed r , the waiting time is not a problem as long δ is sufficiently small; the problem arises only when considering a sequence of codes $\mathcal{C}_r, r = 1, 2, \dots$, and a fixed error rate δ .

We note that the teleportation based interface does not have a constant overhead due to fault-tolerant preparation of the state $|\Psi_r\rangle$, which is done using concatenated codes as in gate teleportation.

We now consider challenge (ii).

We suppose that there is an interface circuit Γ_r (not necessarily using teleportation) that maps logical information encoded in \mathcal{C}_r onto bare physical qubits fault-tolerantly (i.e., up to a weak noise on the output), but requires a qubit overhead that grows with n_r , i.e., the number of physical qubits in \mathcal{C}_r . Suppose further that we want to upgrade the interface to a constant overhead interface using sequentialization technique used for logic gate implementation in Gottesman's scheme.

As depicted in Fig. 2, we consider h code blocks of \mathcal{C}_r , and apply the interface Γ_r on only one (or a few) of the chosen blocks in a layer, and continue in this way until the interface has been applied on all h blocks. We choose the code parameter r such that m_r grows sub-linearly with respect to x' , i.e., the total number of logical qubits. This in turn implies that $h = \frac{x'}{m_r}$ grows (i.e., not constant) with respect to x' . This sequentialization procedure does not lead to a fault-tolerant decoding interface, as we now explain:

Once the decoding interface is applied on a block, the logical qubits therein are not anymore protected by the code. However, such an unprotected block needs to wait until the interface has been applied on the remaining blocks. Since h is growing with x' , the unprotected block of m_r qubits needs to wait for t time steps that grows with x' for the remaining blocks to complete. As t is not constant, the logical information encoded in the unprotected block will be completely lost as $x' \rightarrow \infty$.

We now present our construction.

Fault-tolerant decoding interface with constant overhead: Consider h code blocks of \mathcal{C}_r . Instead of mapping the information completely out of a given code block, we consider

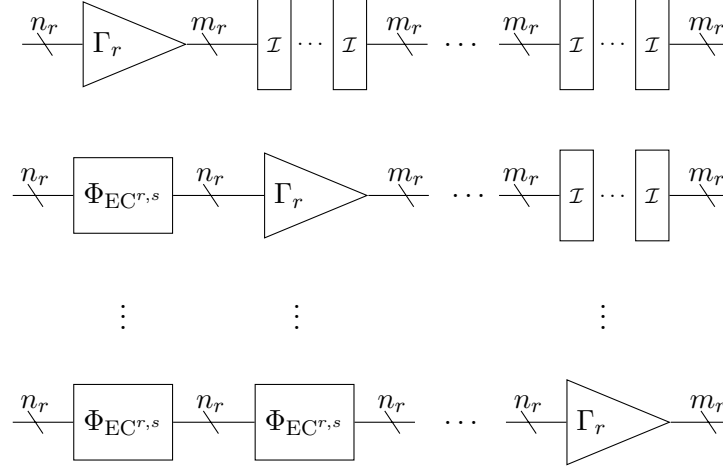


Figure 2: The figure represents the construction of a constant overhead interface using sequential implementation of a non-constant overhead interface Γ_r . Each horizontal wire represents either a block of n_r qubits or a block of m_r qubits as written on top of the wire. In the first layer, Γ_r is applied on the first wire mapping n_r qubits to m_r qubits. While Γ_r is being applied on the first wire, error correction steps are applied on the remaining wires. On the second layer, Γ_r is applied on the second wire, while on the first wire multiple layers of idle gate is applied, and on the wires $i = 3, 4, \dots$ correction steps are applied. Similarly, on j^{th} layer for $j \leq h$, where h is the total number of wires, Γ_r is applied on the j^{th} wire, and on all the wires before it $i = 1, \dots, j - 1$, idle gates are applied and on all the wires after it $i = j + 1, \dots, h$ error correction steps are applied.

a partial decoding interface $\Gamma_{r,r-1}$, which maps logical qubits encoded in one block of \mathcal{C}_r into two blocks of \mathcal{C}_{r-1} . The interface $\Gamma_{r,r-1}$ is based on teleportation; therefore, requires fault-tolerant preparation of an entangled resource state. Hence, $\Gamma_{r,r-1}$ does not have a constant overhead. We note that the interface $\Gamma_{r,r-1}$ avoids challenge (i) from above since the teleported information is still encoded in the code space of \mathcal{C}_{r-1} on which error correction is applied while the classical processing is done on physical Bell measurements. To achieve constant overhead, we consider a different sequentialization procedure as explained below (see also Fig. 3).

Consider h blocks of \mathcal{C}_r . To keep the overhead constant, we choose a small fraction of blocks of \mathcal{C}_r on which the circuit $\Gamma_{r,r-1}$ is applied in parallel, while performing error correction on the remaining blocks. This procedure is repeated until $\Gamma_{r,r-1}$ has been applied on all h blocks, after which we obtain $2h$ blocks of \mathcal{C}_{r-1} . Since $\Gamma_{r-1,r-2}$ has a smaller qubit overhead than $\Gamma_{r,r-1}$, we may choose a larger fraction of blocks on which to apply $\Gamma_{r-1,r-2}$ in parallel, and repeat it until $\Gamma_{r-1,r-2}$ has been applied on all the blocks.

Iterating the above procedure, we decrease the level of QLDPC code through sequence $r, r-1, r-2, \dots$. The fraction of blocks on which $\Gamma_{r-y,r-y-1}$ is applied in parallel increases with y ; hence the processing time at level $r-y$, i.e., time it takes to apply $\Gamma_{r-y,r-y-1}$ on all $2^y h$ blocks, decreases with $y = 0, 1, 2, \dots$. This property is crucial for fault-tolerance since the logical error rate of \mathcal{C}_{r-y} increases with y and the decreasing processing time prevents errors from accumulating excessively. We stop the iteration $r, r-1, r-2, \dots$, at some fixed

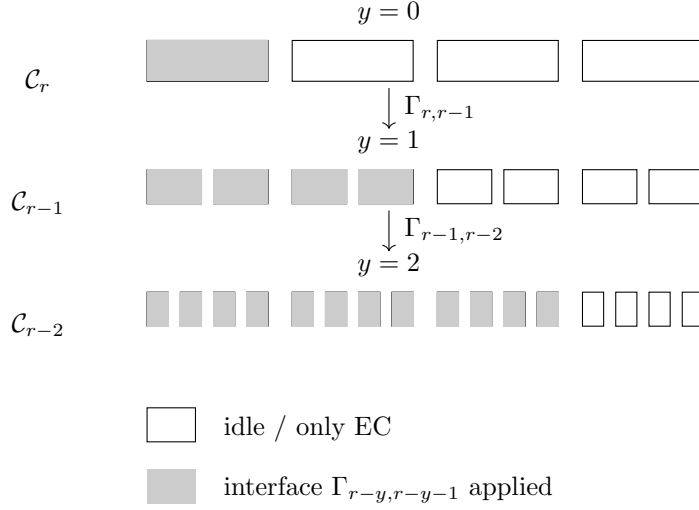


Figure 3: Constant overhead interface: sequential application of the partial interfaces $\Gamma_{r-y,r-y-1}$ for $y = 0, 1, 2$ and $h = 4$. As the level decreases from r to $r - 1$ to $r - 2$, the number of blocks increases (4, 8, 16), and the fraction of blocks on which the interface is applied in parallel (shaded) also grows ($1/4, 1/2, 3/4$).

level r' . Since r' is fixed, we can map from level r' to 1 by applying $\Gamma_{r'}$ on all the blocks in parallel, and only blowing up the overhead by a constant factor.

It is worth emphasizing that fault-tolerant state preparation and decoding interface with constant overhead have several potential applications. We remark on its applications in fault-tolerant computation and communication in Section 6.2.

Structure of manuscript The manuscript is structured as follows. After some preliminary notation, which is presented in Section 2, we discuss properties of QLDPC codes in Section 3. In Section 4, we present and discuss our main results on fault-tolerant interfaces. The error analysis of the interfaces will be presented in a separate section, Section 5. In Section 6, we derive constant-overhead fault-tolerant state preparation and discuss its applications.

Related work We note that in independent concurrent work, constructions in the fault-tolerant quantum input/output paradigm have been developed using constant rate concatenated codes [BY26].

2 Preliminaries

Notation. We denote the single-qubit Hilbert space by \mathbb{C}^2 . The set of linear operators on \mathbb{C}^2 is denoted by $\mathbf{L}(\mathbb{C}^2)$. Quantum channels are denoted by calligraphic letters such as $\mathcal{N}, \mathcal{T}, \mathcal{V}, \mathcal{W}, \mathcal{U}$, etc. For any positive integer n , we write $[n] := \{1, \dots, n\}$. We shall denote the identity operator as $\mathbb{1}$ and identity channel as \mathcal{I} .

In the following, we recall the necessary background from quantum codes, noise models in the context of fault-tolerant quantum computing. In the last subsection, we recall a recent

statement on fault-tolerant state preparation, with a growing qubit overhead from [CFG26].

2.1 Quantum Codes

Let $[n] := \{1, \dots, n\}$ be a set of labels for n -qubits. We define weight of operators as follows.

Definition 3 (Weight of an operator). *An operator $E \in \mathbf{L}((\mathbb{C}^2)^{\otimes n} \otimes R)$, with R being a reference system, is said to have weight $z \leq n$ with respect to the n qubit system if it can be written as linear combination of the operators of following type for a subset $A \subseteq [n]$, $|A| \leq z$*

$$E = (\otimes_{i \in [n] \setminus A} \mathbb{1}_i) \otimes E'[A] \otimes Z[R], \quad (2)$$

where $E'[A]$ and $Z[R]$ are arbitrary operator acting on A on R , respectively. The subset $A \subseteq [n]$ can be different for each term in the linear combination.

We note that for two copies of a n -qubit system, Def. 3 allows to define weight with respect to each copy by considering the other system as part of the reference.

Definition 4 (Weight of a quantum channel). *A quantum channel \mathcal{N} acting on a n -qubit system and a reference system R is said to have weight $z \leq n$ with respect to the n -qubit system if there exists a Kraus representation $\mathcal{N} = \sum_i E_i(\cdot) E_i^\dagger$, where all the operators $E_i \in \mathbf{L}((\mathbb{C}^2)^{\otimes n} \otimes R)$ have weight z with respect to the n -qubit system.*

We will use the diamond norm as a measure of distance between two superoperators [Kit97; Wat09; KSW08].

Definition 5 (Diamond norm). *For any superoperator $\mathcal{T} : \mathbf{L}(M) \rightarrow \mathbf{L}(N)$, the diamond norm $\|\mathcal{T}\|_\diamond$ is defined as,*

$$\|\mathcal{T}\|_\diamond := \sup_G \|\mathcal{I}_G \otimes \mathcal{T}\|_1, \quad (3)$$

where G is a reference system and the one-norm is given by,

$$\|\mathcal{T}\|_1 := \sup_{\substack{\|\rho\|_1 \leq 1 \\ \rho \in \mathbf{L}(M)}} \|\mathcal{T}(\rho)\|_1. \quad (4)$$

Quantum codes A quantum code \mathcal{C} of type (n, m) , that is, encoding m logical qubits in n physical qubits is defined by an isometry $V : (\mathbb{C}^2)^{\otimes m} \rightarrow (\mathbb{C}^2)^{\otimes n}$, embedding m qubit Hilbert space into n qubit Hilbert space. The $\text{Im}(V) \subseteq (\mathbb{C}^2)^{\otimes n}$ is referred to as the corresponding code space. In this work, we will consider a particular family of quantum codes called *Calderbank-Shor-Steane (CSS)* codes, which are a subset of a larger family of codes known as *stabilizer codes* [Got97; CS96; Ste96].

Pauli group: Pauli operators on a single qubit correspond to the set of matrices $P_1 := \{\pm 1, \pm i\} \times \{\mathbb{1}, X, Y, Z\}$, where

$$\mathbb{1} = \begin{pmatrix} 1 & 0 \\ 0 & 1 \end{pmatrix}, \quad X = \begin{pmatrix} 0 & 1 \\ 1 & 0 \end{pmatrix}, \quad Y = \begin{pmatrix} 0 & -i \\ i & 0 \end{pmatrix}, \quad Z = \begin{pmatrix} 1 & 0 \\ 0 & -1 \end{pmatrix}.$$

The set P_1 is a group under matrix multiplication. Pauli operators on n -qubits are obtained by taking n -fold tensor product of single qubit Pauli operators. The Pauli group on n -qubits corresponds to the set $P_n := \{g_1 \otimes g_2 \otimes \cdots \otimes g_n \mid g_i \in P_1, \forall i \in [n]\}$. Using the identity $Y = iXZ$, any n -qubit Pauli operator g can be written as follows,

$$g = \phi X^{u_1} Z^{v_1} \otimes X^{u_2} Z^{v_2} \otimes \cdots \otimes X^{u_n} Z^{v_n}, \text{ where } \phi \in \{\pm 1, \pm i\}. \quad (5)$$

where $u_1, v_1, u_2, v_2, \dots, u_n, v_n \in \{0, 1\}$. Therefore, ignoring multiplicative phase factor in $\{\pm 1, \pm i\}$, we can uniquely identify Pauli operators by their X and Z binary vectors $\mathbf{u} = (u_1, u_2, \dots, u_n)$ and $\mathbf{v} = (v_1, v_2, \dots, v_n)$. If \mathbf{v} is a zero vector, we refer to g as a Pauli operator of X type. Similarly, if \mathbf{u} is a zero vector, we refer to g as Pauli operator of Z type.

Stabilizer codes. A stabilizer code of type (n, m) is defined by a subgroup S of n qubit Pauli group P_n , such that elements in S pairwise commute with each other and $-\mathbb{1}_n \notin S$, where $\mathbb{1}_n = \mathbb{1} \otimes \cdots \otimes \mathbb{1}$, with $\mathbb{1}$ being the identity operator on \mathbb{C}^2 . The subgroup S is described an independent generating set $\mathcal{G} := \{g_1, \dots, g_m\} \in S$, containing m pairwise commuting Pauli operators.

CSS codes. A stabilizer code \mathcal{C} with generating set \mathcal{G} is referred to as CSS if there exist sets $\mathcal{G}_X \subseteq P_n$, containing only X type Pauli operators and $\mathcal{G}_Z \subseteq P_n$, containing only Z type Pauli operators such that $\mathcal{G} = \mathcal{G}_X \cup \mathcal{G}_Z$. In other words, the generating set can be partitioned into sets containing only X and Z type Pauli operators. The sets \mathcal{G}_X and \mathcal{G}_Z are referred to as the X and Z type generating sets, respectively.

We associate with \mathcal{G}_X a binary matrix H_X of dimension $|\mathcal{G}_X| \times n$, such that rows of H_X correspond to binary representations of the Pauli operator in \mathcal{G}_X . Similarly, we associate with \mathcal{G}_Z a binary matrices H_Z of dimension $|\mathcal{G}_Z| \otimes n$. The pairwise commutativity of elements in $\mathcal{G} = \mathcal{G}_X \cup \mathcal{G}_Z$ implies that $H_X H_Z^\top = [0]_{|\mathcal{G}_X| \times |\mathcal{G}_Z|}$.

Note that the CSS code \mathcal{C} corresponding to H_X and H_Z encode $m := n - |\mathcal{G}_X| - |\mathcal{G}_Z|$ logical qubits into n physical qubits. One can define classical codes \mathcal{C}_X and \mathcal{C}_Z by taking binary matrices H_X and H_Z as their parity check matrices, respectively. Let \mathcal{C}_X^\perp and \mathcal{C}_Z^\perp be dual codes of \mathcal{C}_X and \mathcal{C}_Z , respectively¹. The condition $H_X H_Z^\top = 0$ implies that $\mathcal{C}_X^\perp \subseteq \mathcal{C}_Z$ and $\mathcal{C}_Z^\perp \subseteq \mathcal{C}_X$. Therefore, one can define quotient groups $\mathcal{C}_Z/\mathcal{C}_X^\perp$. Note that dimension of the space $\dim(\mathcal{C}_Z/\mathcal{C}_X^\perp)$, i.e., the number of independent element in it, is equal to m .

Consider a $m \times n$ matrix G_q defined by taking a set of m independent vectors in $\mathcal{C}_Z/\mathcal{C}_X^\perp$. Then, the logical basis state $|\mathbf{u}_L\rangle$ of the code \mathcal{C} corresponding to $\mathbf{u} \in \{0, 1\}^m$ is given by,

$$|\mathbf{u}_L\rangle := \sum_{\mathbf{y} \in \mathcal{C}_X^\perp} |\bar{\mathbf{u}} \oplus \mathbf{y}\rangle, \text{ for } \bar{\mathbf{u}} = G_q \mathbf{u} \in \mathcal{C}_Z/\mathcal{C}_X^\perp. \quad (6)$$

The encoding isometry V of \mathcal{C} is given by,

$$V |\mathbf{u}\rangle = |\mathbf{u}_L\rangle, \forall \mathbf{u} \in \{0, 1\}^m. \quad (7)$$

¹The dual code \mathcal{C}_X^\perp of a binary code $\mathcal{C}_X \subseteq \{0, 1\}^n$ is defined as $\mathcal{C}_X^\perp := \{\mathbf{u} \in \{0, 1\}^n \mid \mathbf{u} \cdot \mathbf{v} = 0, \forall \mathbf{v} \in \mathcal{C}_X\}$.

Minimum Distance: Let $d_{\min}^X := \min_{x \in \mathcal{C}_X \setminus \{(0,0,\dots,0)\}} \text{wt}(x)$, where $\text{wt}(x)$ denotes the Hamming weight of the bit string x , be the minimum distance of $\mathcal{C}_X/\mathcal{C}_Z^\perp$. Let d_{\min}^Z be the minimum distance of $\mathcal{C}_Z/\mathcal{C}_X^\perp$. Then the minimum distance of the CSS code \mathcal{C} , corresponding to classical codes \mathcal{C}_X and \mathcal{C}_Z is defined as,

$$d_{\min} = \min(d_{\min}^X, d_{\min}^Z) \quad (8)$$

Error correction procedure for CSS codes. Given a Pauli error $E = X^{\mathbf{e}_X} Z^{\mathbf{e}_Z}$, where $\mathbf{e}_X, \mathbf{e}_Z \in \{0, 1\}^n$, the corresponding error syndromes are given by $(H_X \mathbf{e}_Z, H_Z \mathbf{e}_X)$. The error syndromes can be obtained by performing Pauli measurements corresponding to the stabilizer generators of the CSS code. Then, using classical decoders for the codes \mathcal{C}_X and \mathcal{C}_Z , the Z and X errors are estimated to be $\hat{\mathbf{e}}_Z$ and $\hat{\mathbf{e}}_X$, respectively. The errors $\mathbf{e}_X, \mathbf{e}_Z$ are *correctable* if the residual errors $\hat{\mathbf{e}}_X + \mathbf{e}_X$ and $\hat{\mathbf{e}}_Z + \mathbf{e}_Z$ are equivalent to identity up to a stabilizer, that is, $\hat{\mathbf{e}}_X + \mathbf{e}_X \in \mathcal{C}_X^\perp$ and $\hat{\mathbf{e}}_Z + \mathbf{e}_Z \in \mathcal{C}_Z^\perp$.

The notion of correctability extends by linearity beyond Pauli operators. Any linear operator $E \in \mathbf{L}((\mathbb{C}^2)^{\otimes n})$ is said to be correctable if it can be written as linear combination of correctable errors, i.e., $E = \sum_{\mathbf{e}_X, \mathbf{e}_Z \text{ correctable}} \alpha_{\mathbf{e}_X, \mathbf{e}_Z} X^{\mathbf{e}_X} Z^{\mathbf{e}_Z}$. In the same spirit, a superoperator $\mathcal{V} : \mathbf{L}((\mathbb{C}^2)^{\otimes n}) \rightarrow \mathbf{L}((\mathbb{C}^2)^{\otimes n})$ is correctable if it admits a decomposition as $\mathcal{V}(\cdot) = \sum_i E_i(\cdot) E'_i$, where E_i, E'_i are correctable errors for all i .

Let $\mathcal{E} := V(\cdot) V^\dagger$ be the encoding channel of \mathcal{C} . Let \mathcal{D} be the ideal error correction procedure of \mathcal{C} , including syndrome extraction, classical decoding and applying the error estimates. Then for any correctable superoperator \mathcal{V} , we have

$$\mathcal{D} \circ \mathcal{V} \circ \mathcal{E} = \kappa(\mathcal{V}) \mathcal{E}, \quad (9)$$

where $\kappa(\mathcal{V})$ is a constant depending only on \mathcal{V} . In particular, $\kappa(\mathcal{V}) = 1$ when \mathcal{V} is a quantum channel.

Minimum distance and error correction: The minimum distance of a quantum code is connected with its ability to correct errors. In order to state this connection, we need a notion of reduced stabilizer weight as given in Def. 6, Def. 7 and Def. 8.

Definition 6 (Stabilizer reduced error weight of a Pauli operator [Gu+24]). *Consider a CSS code of type (n, m) , and let $X^{\mathbf{e}_x}, \mathbf{e}_x \in \{0, 1\}^n$ be a Pauli- X error. Let $|\mathbf{e}_x|$ denote the Hamming weight of \mathbf{e}_x . The stabilizer reduced weight $|\mathbf{e}_x|_{\text{red}}$ of \mathbf{e}_x is defined as,*

$$|\mathbf{e}_x|_{\text{red}} := \min\{|\mathbf{e}'_x| : X^{\mathbf{e}'_x} \text{ is equivalent to } X^{\mathbf{e}_x} \text{ up to stabilizer multiplication}\}.$$

Similarly, we can define stabilizer reduced weight for Pauli- Z errors. The stabilizer reduced weight of the total error $\mathbf{e} = (\mathbf{e}_x, \mathbf{e}_z)$ is defined as $|\mathbf{e}|_{\text{red}} := \max\{|\mathbf{e}_x|_{\text{red}}, |\mathbf{e}_z|_{\text{red}}\}$.

In Def. 7 and Def. 8, we extend the definition of the reduced error weight to linear error operators and superoperators, respectively. To this end, we consider error operators that act jointly on the n physical qubits of the code and on a \bar{n} -qubit auxiliary system. This is done keeping in mind that we will later consider error correction of multiple code blocks in parallel; therefore, we would need a notion of reduced error weight with respect to each code block.

Definition 7 (Stabilizer reduced error weight of a linear operator [CFG25]). *Consider a CSS code of type (n, m) . Let $E \in \mathbf{L}((\mathbb{C}^2)^{\otimes \bar{n}} \otimes (\mathbb{C}^2)^{\otimes n})$ be an operator, jointly acting on a code block containing n physical qubits and on an auxiliary system containing \bar{n} -qubits. We expand E as,*

$$E = \sum_{\mathbf{e}_x, \mathbf{e}_z \in \{0,1\}^n} E_{\mathbf{e}_x, \mathbf{e}_z} \otimes X^{\mathbf{e}_x} Z^{\mathbf{e}_z}, \quad (10)$$

where $E_{\mathbf{e}_x, \mathbf{e}_z} := \frac{1}{2^n} \text{Tr}_{[n]}(E(\mathbb{1}_{\bar{n}} \otimes Z^{\mathbf{e}_z} X^{\mathbf{e}_x})) \in \mathbf{L}((\mathbb{C}^2)^{\otimes \bar{n}})$, where $\text{Tr}_{[n]}$ refers to tracing out the n -qubits in the code block. The reduced weight of E with respect to the code block is defined as

$$|E|_{\text{red}} := \max\{|\mathbf{e}|_{\text{red}}, \mathbf{e} = (\mathbf{e}_x, \mathbf{e}_z) \in \{0,1\}^{2n} : E_{\mathbf{e}_x, \mathbf{e}_z} \neq 0\}.$$

Definition 8 (Stabilizer reduced error weight of a superoperator [CFG25]). *For a superoperator $\mathcal{V} : \mathbf{L}((\mathbb{C}^2)^{\otimes \bar{n}} \otimes (\mathbb{C}^2)^{\otimes n}) \rightarrow \mathbf{L}((\mathbb{C}^2)^{\otimes \bar{n}} \otimes (\mathbb{C}^2)^{\otimes n})$, we say $|\mathcal{V}|_{\text{red}} \leq t$ if there exists a decomposition,*

$$\mathcal{V} = \sum_i E_i(\cdot) E_i^\dagger, \quad (11)$$

such that $\max_i\{|E_i|_{\text{red}}, |E'_i|_{\text{red}}\} \leq t$.

We note that the Pauli errors of reduced weight strictly less than d_{\min} are detectable. Moreover, ideal error correction is guaranteed to correct all Pauli errors of stabilizer-reduced weight strictly less than $\frac{d_{\min}}{2}$. By linearity, the same guarantee extends from Pauli errors to linear operators and superoperators whose stabilizer-reduced weight is strictly less than $\frac{d_{\min}}{2}$.

2.2 Noise model

In this section, we describe the models of quantum circuits and noise used in this paper. We assume a stochastic circuit noise model, where each gate is independently affected by noise. For the purpose of error correction, however, we adopt the more general framework of local stochastic noise channels, which may introduce correlated errors across multiple qubits. This choice reflects the fact that stochastic circuit noise can induce correlated errors depending on the structure of the circuit.

Quantum circuit

We work in the circuit model of quantum computation, with a finite gate set \mathbf{A} consisting of an idle gate, initialization and measurement in the computational (Pauli- Z) basis, a universal set of unitary gates (e.g., CNOT, Hadamard H , and T), and their corresponding classically controlled versions. For any gate $g \in \mathbf{A}$, we denote by \mathcal{T}_g the quantum channel realized by g .

We shall consider the following definition of quantum circuit [Kit97; CFG26].

Definition 9 (Quantum circuit). *A quantum circuit Φ of depth d is a collection of the following objects*

- (1) *A sequence of finite sets $\Delta_0, \dots, \Delta_d$, called layers. The zeroth layer Δ_0 is called the input of the circuit, and the final layer Δ_d is the output. Each layer Δ_i (for $i = 0, \dots, d$) decomposes as $\Delta_i = \Delta_i^c \cup \Delta_i^q$, where Δ_i^c contains classical wires and Δ_i^q contains*

quantum wires. If the circuit has only classical input, then $\Delta_0^q = \emptyset$; if the circuit has no input, then $\Delta_0 = \emptyset$. We say Φ operates on x_q qubits and x_c bits, where

$$x_q := \max\{|\Delta_i^q|\}_{i=0}^d \text{ and } x_c := \max\{|\Delta_i^q|\}_{i=0}^c. \quad (12)$$

- (2) Partitions of each set Δ_{i-1} , $i = 1, \dots, d$ into ordered subsets (registers) A_{i1}, \dots, A_{is_i} , and a corresponding partition of a superset $\Delta'_i \supseteq \Delta_i$ into registers $A'_{i1}, \dots, A'_{is_i}$.
- (3) A collection of gates g_{ij} , where $j \leq s_i$, drawn from the gate set \mathbf{A} , such that register A_{ij} and A'_{ij} are input and outputs of g_{ij} , respectively. The gate g_{ij} or their numbers (i, j) are called the locations of the quantum circuit. Note that for a fixed i , $1 \leq i \leq d$, the set of locations $\{g_{ij} : 1 \leq j \leq s_i\}$ corresponds to the locations in a single layer of the quantum circuit.

A quantum circuit Φ according to Definition 9 realizes a quantum channel

$$\mathcal{T} = \mathcal{T}_d \circ \dots \circ \mathcal{T}_1, \quad (13)$$

where \mathcal{T}_i acts as follows on any $\rho \in \mathbf{L}(\mathbb{C}^{2^{\otimes |\Delta_{i-1}|}})$,

$$\mathcal{T}_i(\rho) = \text{Tr}_{\Delta'_i \setminus \Delta_i} \left[\mathcal{T}_{g_{i,1}}[A'_{i1}; A_{i1}] \otimes \dots \otimes \mathcal{T}_{g_{i,s_i}}[A'_{is_i}; A_{is_i}] \right], \quad (14)$$

where $\mathcal{T}_{g_{i,j}}[A'_{ij}; A_{ij}]$ denotes the quantum channel $\mathcal{T}_{g_{i,j}}$, applied to the register A_{ij} , whose output is stored in the register A'_{ij} .

Notation 1. For a quantum circuit Φ , we denote the set of its locations by $\text{Loc}(\Phi)$. The size of the circuit Ψ , that is, the number of locations in it is denoted by $|\Phi| := |\text{Loc}(\Phi)|$.

Circuit noise

We consider the following noise model for quantum circuits.

Definition 10 (Stochastic circuit-level noise). Consider a quantum gate g , realizing quantum channel \mathcal{T}_g . The noisy version of the gate g under the stochastic circuit-level noise with parameter $\delta > 0$ realizes the following channel,

$$\tilde{\mathcal{T}}_g = (1 - \delta)\mathcal{T}_g + \delta \mathcal{Z}, \quad (15)$$

where \mathcal{Z} is an arbitrary quantum channel, with the same input and output systems as \mathcal{T}_g . For a quantum circuit Φ , the corresponding noisy circuit, under the stochastic circuit-level noise with parameter δ refers to the quantum circuit obtained by replacing each location in Φ by the corresponding noisy location. Note that \mathcal{Z} can be different in each location.

The noisy quantum circuit corresponding to Φ under the stochastic circuit-level noise with parameter δ realizes the following quantum channel,

$$\tilde{\mathcal{T}} = \tilde{\mathcal{T}}_d \circ \dots \circ \tilde{\mathcal{T}}_1, \quad (16)$$

where $\tilde{\mathcal{T}}_i$ acts as follows on any $\rho \in \mathbf{L}(\mathbb{C}^{2^{\otimes |\Delta_{i-1}|}})$,

$$\tilde{\mathcal{T}}_i = \text{Tr}_{\Delta'_i \setminus \Delta_i} \left[\tilde{\mathcal{T}}_{g_{i,1}}[A'_{i1}; A_{i1}] \otimes \dots \otimes \tilde{\mathcal{T}}_{g_{i,s_i}}[A'_{is_i}; A_{is_i}] \right], \quad (17)$$

where $\tilde{\mathcal{T}}_{g_{i,j}}$ is according to Eq. (15).

Remark 11. We note when g is either unitary or state-preparation gate, we can push the noise in their noisy channel $\tilde{\mathcal{T}}_g = (1 - \delta)\mathcal{T}_g + \delta\mathcal{Z}$ from Eq. (15) to the left as below

$$\tilde{\mathcal{T}}_g = ((1 - \delta)\mathcal{I} + \delta\mathcal{Z}') \circ \mathcal{T}_g, \quad (18)$$

where \mathcal{I} denotes the identity channel on the output of \mathcal{T}_g . For a unitary gate g , we set $\mathcal{Z}' := \mathcal{Z} \circ \mathcal{T}_g^\dagger$, and for a state-preparation gate we set $\mathcal{Z}' := \mathcal{Z} \circ \text{Tr}$, where Tr denotes the trace over the output system of \mathcal{T}_g .

For the gate g corresponding to the computation basis measurement, we can push the noise to right as below

$$\tilde{\mathcal{T}}_g = \mathcal{T}_g \circ ((1 - \delta)\mathcal{I} + \delta\mathcal{Z}'). \quad (19)$$

We now show that Eq. (19) holds. For computational basis measurement, we have

$$\mathcal{T}_g(\cdot) = \sum_{a \in \{0,1\}} \text{Tr}(\cdot |a\rangle\langle a|) |a\rangle\langle a|. \quad (20)$$

For the noisy measurement $\tilde{\mathcal{T}}_g = (1 - \delta)\mathcal{T}_g + \delta\mathcal{Z}$, the quantum channel \mathcal{Z} is an arbitrary two-outcome quantum measurement. It can be described by positive operators $P_a \geq 0$, $a \in \{0,1\}$, with $\sum_a P_a = \mathbb{1}$, as

$$\mathcal{Z}(\cdot) = \sum_{a \in \{0,1\}} \text{Tr}(\cdot P_a) |a\rangle\langle a|. \quad (21)$$

We can write the channel \mathcal{Z} as first applying a quantum channel \mathcal{Z}' and then applying where the perfect measurement \mathcal{T}_g , that is,

$$\mathcal{Z} = \mathcal{T}_g \circ \mathcal{Z}', \quad (22)$$

where the quantum channel \mathcal{Z}' is given by

$$\mathcal{Z}'(\cdot) := \text{Tr}_A(U_{A \rightarrow AA'}(\cdot) U_{A \rightarrow AA'}^\dagger), \quad (23)$$

with A, A' being qubit systems, and $U_{A \rightarrow AA'}$ an isometry defined as

$$U_{A \rightarrow AA'} = \sum_{a \in \{0,1\}} \sqrt{P_a} \otimes |a\rangle.$$

Substituting the expression of \mathcal{Z} from Eq. (22) in $\tilde{\mathcal{T}}_g = (1 - \delta)\mathcal{T}_g + \delta\mathcal{Z}$, we have

$$\tilde{\mathcal{T}}_g = \mathcal{T}_g \circ ((1 - \delta)\mathcal{I} + \delta\mathcal{Z}').$$

Faulty circuit

We consider the following notion of fault pattern and faulty circuit as given in Def. 12. As given in Remark 13, noisy version of a circuit according to Def. 10 can be described as a probability distribution on faulty circuits.

Definition 12 (fault pattern and faulty circuit). We say a gate g is faulty if it realizes an arbitrary channel instead of the intended channel \mathcal{T}_g . Consider a quantum circuit Ψ and let $\text{Loc}(\Psi)$ be its set of locations. A fault pattern refers to a subset $\Delta \subseteq \text{Loc}(\Psi)$, and the corresponding faulty circuit (Ψ, Δ) refers to the quantum circuit obtained from Ψ by replacing gates corresponding to locations in Δ by faulty gates.

Remark 13. Note that the noisy version of a circuit Φ , under the stochastic circuit-level noise with parameter δ can be seen as a probability distribution over faulty circuits (Ψ, Δ) , where the fault pattern $\Delta \in \text{Loc}(\Psi)$ happens with probability

$$\Pr(\Delta) = (1 - \delta)^{|\Psi| - |\Delta|} \delta^{|\Delta|}. \quad (24)$$

Let \mathcal{T}_Δ denote the channel realized by the faulty circuit (Ψ, Δ) . Then, for the channel $\tilde{\mathcal{T}}_\Phi$ realized by the noisy circuit corresponding to Φ under circuit-level stochastic channel with parameter δ , according to Eq. (16) and Eq. (17), we have:

$$\tilde{\mathcal{T}}_\Psi = \sum_{\Delta \subseteq \text{Loc}(\Psi)} \Pr(\Delta) \mathcal{T}_\Delta. \quad (25)$$

Local stochastic noise

Even though we have considered circuit-level stochastic noise, which acts independently on each location, it may lead to a correlated noise on qubits, namely local stochastic noise (see also Remark 16 and Theorem 18 below). In this section, we provide definition and some useful properties of local stochastic noise.

Definition 14 (Local stochastic channel). Let B be a n -qubit quantum system. A quantum channel $\mathcal{W}[B, R]$, acting jointly on B and a reference system R , is said to be local stochastic with parameter δ with respect to B if

$$\mathcal{W}[B, R] = \sum_{A \subseteq B} \Pr_{\mathcal{W}}(A) \mathcal{I}[B \setminus A] \otimes \mathcal{N}[A, R], \quad (26)$$

where $\{\Pr_{\mathcal{W}}(A)\}_{A \subseteq B}$ is probability distribution, i.e., $\Pr_{\mathcal{W}}(A) \geq 0$ and $\sum_{A \subseteq B} \Pr_{\mathcal{W}}(A) = 1$, and $\mathcal{N}[A, R]$ is an arbitrary quantum channel, such that for any $T \subseteq B$, the probability that T is included in A is given by²

$$\Pr_{\mathcal{W}}(T \subseteq A) \leq \delta^{|T|}. \quad (27)$$

We shall drop the subscript from $\Pr_{\mathcal{W}}$, when no confusion is possible.

We also consider a definition of local stochastic channel with respect to multiple quantum systems as given in Def. 15. This will be useful when considering multiple code blocks of an error correcting code.

Definition 15. Consider quantum systems B_1, B_2, \dots, B_h , containing n_1, n_2, \dots, n_h qubits, respectively. We say a quantum channel $\mathcal{W}[B_1, B_2, \dots, B_h, R]$, where R is a reference system, is a local stochastic channel with parameter $\delta_1, \delta_2, \dots, \delta_t$, with respect to quantum systems B_1, B_2, \dots, B_h , respectively if

$$\mathcal{W}[B_1, B_2, \dots, B_h, R] = \sum_{A_i \subseteq B_i, i \in [h]} \Pr_{\mathcal{W}}(A_1, A_2, \dots, A_h) \mathcal{I}[B_1 \setminus A_1, B_2 \setminus A_2, \dots, B_h \setminus A_h] \otimes \mathcal{N}[A_1, \dots, A_h, R], \quad (28)$$

where \mathcal{N} is an arbitrary channel and for $T_i \subseteq B_i, i \in [h]$, the probability that T_i is included in A_i is given by

$$\Pr_{\mathcal{W}}(T_i \subseteq A_i) \leq \delta_i^{|T_i|}, \quad \forall i \in [h]. \quad (29)$$

²Here $\Pr_{\mathcal{W}}(T \subseteq A) := \sum_{A: T \subseteq A} \Pr_{\mathcal{W}}(A)$.

It is straightforward to see that a quantum channel \mathcal{W} , which is local stochastic with respect to B is also local stochastic with respect to any $B' \subseteq B$. Conversely, a local stochastic channel with respect to quantum systems B_1, \dots, B_h is not necessarily local stochastic with respect to the joint system $\cup_{i \in [h]} B_i$. In what follows, we will mainly care about local stochastic property with respect to a code block, as error correction is done with respect to a code block.

In the following remark, we note that the noisy version of a transversal gate under circuit-level stochastic noise is equal to the ideal gate up to a specific local stochastic noise.

Remark 16. Consider a unitary gate g acting on $t \geq 1$ qubits. Let $S_i, i \in [t]$ denote quantum systems, each containing n qubits, and let $S_{i,j}$ denote a qubit in i th block. Consider the transversal implementation of g on them, that is,

$$g_S := \otimes_{j \in [n]} g_j, \quad (30)$$

where g_j denotes a copy of g , acting on t qubits corresponding to $S_{1,j}, S_{2,j}, \dots, S_{t,j}$. The noisy realization of g_S corresponds to the noisy perfect realization of g_S followed by a local stochastic channel as follows,

$$\tilde{\mathcal{T}}_{g_S} = \mathcal{W} \circ \mathcal{T}_{g_S}, \quad (31)$$

where \mathcal{W} is a local stochastic channel with parameter δ with respect to each block S_i . This can be seen as follows:

from Remark 11, we have

$$\tilde{\mathcal{T}}_{g_S} = (\otimes_{j \in [n]} ((1 - \delta)\mathcal{I}_j + \delta\mathcal{Z}_j)) \circ \mathcal{T}_{g_S}, \quad (32)$$

where \mathcal{I}_j and \mathcal{Z}_j are identity and an arbitrary channel, respectively, on t qubits corresponding to $S_{1,j}, S_{2,j}, \dots, S_{t,j}$. We define

$$\begin{aligned} \mathcal{W} &:= \otimes_{j \in [n]} ((1 - \delta)\mathcal{I}_j + \delta\mathcal{Z}_j) \\ &= \sum_{A \subseteq [n]} (1 - \delta)^{n-|A|} \delta^{|A|} (\otimes_{j \in [n] \setminus A} \mathcal{I}_j) \otimes (\otimes_{j \in A} \mathcal{Z}_j) \end{aligned} \quad (33)$$

For any subset $T \subseteq [n]$, we have

$$\begin{aligned} \sum_{A: T \subseteq A} (1 - \delta)^{n-|A|} \delta^{|A|} &= \sum_{i=0}^{n-|T|-i} \binom{n-|T|}{i} (1 - \delta)^{n-|T|-i} \delta^{|T|+i} \\ &= \delta^{|T|} \end{aligned} \quad (34)$$

From Eq. (33) and Eq. (34), it follows that \mathcal{W} is a local stochastic channels with parameter δ , with respect to each system $S_i, i \in [t]$. However, for $t > 1$, we note that since \mathcal{Z}_j acts on t qubits, \mathcal{W} is not a local stochastic channel with parameter δ with respect to the joint system $\cup_{i=1}^t S_i$.

Additionally, for $t = 1$ and $S = S_1$, and g being a single qubit measurement, it can be seen using Remark 11 that

$$\tilde{\mathcal{T}}_{g_S} = \mathcal{T}_{g_S} \circ \mathcal{W}, \quad (35)$$

where \mathcal{W} is a local stochastic channel with parameter δ with respect to S .

In the following lemma, we consider a local stochastic channel \mathcal{W} with parameter δ with respect to a n qubit system. We show that probability that the corresponding error acts non-trivially on a set of size greater than μn decreases exponentially in n as long as δ is below a threshold depending only on μ .

Lemma 17. *Consider constant $0 < \mu < 1$ and $\delta < 2^{-\frac{h_2(\mu)}{\mu}}$, where $h_2(x) := -x \log_2 x - (1-x) \log_2 (1-x)$. Let $\mathcal{W}[B_1, \dots, B_h, R]$, with $B_i, i \in [h]$ being a n_i -qubit system and R being a reference, be a local stochastic channel with parameter δ with respect to system $B_i, i \in [h]$. Then, the following holds,*

$$\mathcal{W}[B_1, \dots, B_h, R] = (1 - \tau) \mathcal{N}[B_1, \dots, B_h, R] + \tau \mathcal{Z}[B_1, \dots, B_h, R], \quad (36)$$

where $\mathcal{N}[B_1, \dots, B_h, R]$ is a channel of weight μn_i with respect to B_i for all $i \in [h]$ and $\tau \leq h(2^{\frac{h_2(\mu)}{\mu}} \delta)^{\mu n}$, with $n := \min\{n_i \mid i \in [h]\}$ and \mathcal{Z} is an arbitrary channel.

In particular, the probability that \mathcal{W} acts non-trivially on a subset of B_i with size greater than μn_i goes to zero as $n \rightarrow \infty$.

Proof. For the local stochastic channel \mathcal{W} , we have

$$\begin{aligned} & \mathcal{W}[B_1, B_2, \dots, B_h, R] \\ &= \sum_{A_i \subseteq B_i, i \in [h]} \Pr_{\mathcal{W}}(A_1, A_2, \dots, A_h) \mathcal{I}[B_1 \setminus A_1, B_2 \setminus A_2, \dots, B_h \setminus A_h] \otimes \mathcal{N}[A_1, \dots, A_h, R], \\ &= (1 - \tau) \mathcal{N}[B_1, \dots, B_h, R] + \tau \mathcal{Z}[B_1, \dots, B_h, R], \end{aligned} \quad (37)$$

where

$$\mathcal{N}[B_1, B_2, \dots, B_h, R] = \frac{1}{1 - \tau} \sum_{i \in [h]} \sum_{A_i: |A_i| \leq \mu n} \Pr_{\mathcal{W}}(A_1, A_2, \dots, A_h) \mathcal{I}[B \setminus A] \otimes \mathcal{N}[A_1, \dots, A_h, R], \quad (38)$$

with $\tau = \Pr_{\mathcal{W}}(|A_i| > \mu n \text{ for some } i \in [h])$.

We will now give an upper bound on $\Pr_{\mathcal{W}}(|A_i| \geq \mu n)$ for any $i \in [h]$ and use this bound together with union bound to obtain an upper bound on τ . For any positive integer $0 \leq t \leq n$, we have by a union bound,

$$\begin{aligned} \Pr_{\mathcal{W}}(|A_i| \geq t) &= \sum_{A_i \subseteq B_i, |A_i| \geq t} \Pr_{\mathcal{W}}(A_i) \\ &\leq \sum_{T_i \subseteq B_i: |T_i| = t} \Pr_{\mathcal{W}}(T_i \subseteq A_i) \\ &\leq \sum_{T_i \subseteq B_i: |T_i| = t} \delta^t \\ &= \binom{n_i}{t} \delta^t, \end{aligned} \quad (39)$$

where the first inequality uses a union bound and the fact that any $A_i \subseteq B_i, |A_i| \geq t$ must contain a subset $T_i \subseteq B_i, |T_i| = t$, and the second inequality uses local stochastic property of \mathcal{W} .

Now using the entropy bound $\binom{n_i}{t} \leq 2^{n_i h_2(t/n_i)}$ and taking $t = \mu n_i$, we have

$$\Pr_{\mathcal{W}}(|A_i| \geq \mu n_i) \leq 2^{n_i h_2(\mu)} \delta^{\mu n_i} = (2^{h_2(\mu)/\mu} \delta)^{\mu n_i}. \quad (40)$$

Using Eq. (40) and a union bound, we have

$$\tau \leq \Pr(|A_i| \geq \mu n_i, \text{ for some } i \in [h]) \leq \sum_{i \in [h]} \Pr_{\mathcal{W}}(|A_i| \geq \mu n_i) \leq h (2^{h_2(\mu)/\mu} \delta)^{\mu n}, \quad (41)$$

where $n = \min\{n_i \mid i \in [h]\}$. From Eq. (37) and Eq. (41), it follows that Eq. (36) holds.

For the last claim, if $\delta < 2^{-h_2(\mu)/\mu}$ then $2^{h_2(\mu)/\mu} \delta < 1$, and therefore $(2^{h_2(\mu)/\mu} \delta)^{\mu n} \rightarrow 0$ as $n \rightarrow \infty$. \square

2.3 Fault-tolerant quantum state preparation

We recall below the state preparation theorem from [CFG26, Corollary 61].

Theorem 18 (Fault-tolerant state preparation [CFG26]). *There exists a fixed threshold value $\delta_{th} > 0$ such that the following holds:*

Let Φ be a quantum circuit with no input and quantum output, and working on x' qubits and depth d . Then, for any positive integer k , there exists another quantum circuit $\bar{\Phi}$, with the same input and output systems as Φ , working on $O(x' \text{ poly}(k))$ qubits and of depth $O(d \text{ poly}(k))$, such that for the channel $\tilde{\mathcal{T}}_{\bar{\Phi}}$ corresponding to the noisy realization of $\bar{\Phi}$ under stochastic circuit-level noise with parameter $\delta < \delta_{th}$, we have

$$\tilde{\mathcal{T}}_{\bar{\Phi}} = (1 - \tau) \mathcal{W} \circ \mathcal{T}_{\Phi} + \tau \mathcal{Z}, \quad (42)$$

where \mathcal{W} is a local stochastic channel with parameter $2c\delta$, $\tau \leq O(|\Phi|(c\delta)^k)$, and \mathcal{Z} is an arbitrary channel.

3 Quantum LDPC codes

For our constant-overhead protocols, we consider quantum low-density parity-check (quantum LDPC or QLDPC) codes of CSS type [MMM04; BE21b]. We require QLDPC codes to satisfy some additional properties, including constant encoding rate, linear minimum distance, and having efficient error correction protocols. We show that such QLDPC codes can be obtained using quantum Tanner codes [LZ22], and decoder analyses of [LZ23; Gu+24].

3.1 Rates of QLDPC codes

Below, we first provide definition of QLDPC codes.

Definition 19 (QLDPC codes). *Let $\mathcal{C}_r, r = 1, 2, \dots$ be a family of CSS codes, where \mathcal{C}_r is a code of type (n_r, m_r) , defined by the X and Z type parity check matrices H_X^r and H_Z^r , respectively. It is said to be QLDPC if the Hamming weight of any rows or column of the parity check matrices H_X^r and H_Z^r is constant, i.e., independent on r .*

Several constructions of QLDPC codes with constant rate and minimum distance growing sub-linearly have been proposed, for instance [TZ13; CDZ13; EKZ22; HHO21]. The existence of QLDPC codes with linear minimum distance remained an open problem for many years, which was settled in Refs. [PK22; LZ22], where the existence of such codes is explicitly demonstrated.

In what follows, we fix a family of QLDPC code $\{\mathcal{C}_r \mid r = 1, 2, \dots\}$, where \mathcal{C}_r is of type (n_r, m_r) and has minimum distance $d_{\min}^{(r)}$. Moreover, let $V_r : (\mathbb{C}^2)^{\otimes m_r} \rightarrow (\mathbb{C}^2)^{\otimes n_r}$ be the encoding isometry corresponding to \mathcal{C}_r and the corresponding channel by $\mathcal{E}_r := V_r(\cdot)V_r^\dagger$.

We suppose that \mathcal{C}_1 is the trivial code encoding one logical qubit into one physical qubit. We suppose that the following properties are satisfied for all $r > r_0$,

$$m_r = 2m_{r-1} \tag{43}$$

$$m_r \geq \alpha n_r \tag{44}$$

$$d_{\min}^{(r)} \geq \beta n_r, \tag{45}$$

for some constant $\alpha, \beta \in (0, 1]$. Using Eq. (43)-(45), we have that

$$n_r \leq \frac{m_r}{\alpha} = \frac{2m_{r-1}}{\alpha} \leq \frac{2n_{r-1}}{\alpha}. \tag{46}$$

Moreover, for our QLDPC code $\mathcal{C}_r, r = 1, 2, \dots$, we assume an *efficient classical decoder* that can correct a constant fraction of errors, that is, it outputs a valid correction for any Pauli error of stabilizer reduced weight (see also Def. 6) bounded by $\frac{\beta}{2}n_r - 1$, with β in Eq. (45).

In Lemma 21 below, we construct a QLDPC code family using quantum tanner codes [LZ22] that satisfies Eq. (43)-(46). The proof of Lemma 21 relies on the following theorem.

Theorem 20. *There exists an integer $C > 0$ and $\beta > 0$ and a family of QLDPC codes $\{\mathcal{C}_r\}_{r \geq 1}$ satisfying for all $r \geq 1$*

$$n_r \leq Cn_{r-1}$$

$$m_r \geq \frac{1}{4}n_r$$

$$m_r \geq 6m_{r-1}$$

$$d_{\min}^{(r)} \geq \beta n_r.$$

Moreover, there exists a parallel decoder running in time $O(\log n_r)$ that can decode a linear number of errors.

Proof. We can for instance take the construction of left-right Cayley complex for the group $\text{PSL}_2(q^r)$ for some odd prime q . This construction is described after [LZ22, Theorem 1] and comes from [Din+22]. By choosing the parameter $\rho = 1/4$, we obtain: $n_r = (q+1)^2(q^{3r}-q^r)/2$ and $m_r \geq n_r/4$ and $d_{\min}^{(r)} \geq 1/(1000(q+1)^2n_r)$. It is simple to check that for this choice $(q^3-1)n_{r-1} \leq n_r \leq q^3n_{r-1}$. As a result, $m_r \geq n_r/4 \geq (q^3-1)n_{r-1}/4 \geq 6m_{r-1}$. The decoding algorithm follows from [LZ23]. \square

Lemma 21. Consider a family of quantum codes $\mathcal{C}_r, r = 1, 2, \dots$, of type (n_r, m_r) such that the following properties hold,

$$\begin{aligned} m_r &\geq \alpha n_r \\ m_r &\geq C_2 m_{r-1} \\ d_{\min}^{(r)} &\geq \beta n_r \\ n_r &\leq C_1 n_{r-1} \end{aligned}$$

for some constant $\alpha, \beta \in (0, 1]$ and $C_1 \geq C_2 > 1$. Then, there exists a code family $\bar{\mathcal{C}}_s, s = 1, 2, \dots$, of type (\bar{n}_s, \bar{m}_s) with the following property,

$$\begin{aligned} \bar{m}_s &= 2^s \\ \bar{m}_s &\geq \frac{\alpha}{C_1} \bar{n}_s \\ \bar{d}_{\min}^{(s)} &\geq \beta \bar{n}_s \\ \bar{n}_s &\leq \frac{2C_1}{\alpha} \bar{n}_{s-1} \end{aligned}$$

Therefore, the code $\bar{\mathcal{C}}_s, s = 1, 2, \dots$ satisfies Eq. (43)-(46).

Proof. We will obtain the code family $\bar{\mathcal{C}}_s, s = 1, 2, \dots$, using the given code family $\mathcal{C}_r, r = 1, 2, \dots$. In particular, we will be using codes from $\mathcal{C}_r, r = 1, 2, \dots$, with a smaller encoding rate than they can support. It is worth noting that the decreasing encoding rate can only increase minimum distance.

The code $\bar{\mathcal{C}}_s$ for any $s > 0$ is obtained as follows: consider r such that $m_{r-1} < 2^s \leq m_r$. Since $m_r \geq C_2^{r-1} m_1$ is strictly increasing (as $C_2 > 1$), there exists an r for any s satisfying $m_{r-1} < 2^s \leq m_r$. Note that for any $s' \geq s$, the corresponding r' , such that $m_{r'-1} < 2^{s'} \leq m_{r'}$, satisfies $r' \geq r$. Let $\bar{\mathcal{C}}_s$ be the code obtained by encoding 2^s logical qubits in n_r physical qubits corresponding to \mathcal{C}_r . By construction, we have that $\bar{d}_{\min}^{(s)} \geq d_{\min}^{(r)} \geq \beta n_r$. The encoding rate of $\bar{\mathcal{C}}_s$ is given by

$$\frac{\bar{m}_s}{\bar{n}_s} > \frac{m_{r-1}}{n_r} \geq \alpha \frac{n_{r-1}}{n_r} \geq \frac{\alpha}{C_1}. \quad (47)$$

Moreover,

$$\bar{n}_s \leq \frac{C_1}{\alpha} \bar{m}_s = \frac{2C_1}{\alpha} \bar{m}_{s-1} \leq \frac{2C_1}{\alpha} \bar{n}_{s-1}. \quad (48)$$

□

3.2 Fault-tolerant error correction

For our QLDPC code $\mathcal{C}_r, r = 1, 2, \dots$, we need a fault-tolerant error correction circuit. In the fault-tolerant setting, syndrome extraction is noisy; therefore, faults in the syndrome extraction circuit can introduce additional errors on the physical qubits of the code block and, crucially, can also corrupt the syndrome bits. The goal of fault-tolerant error correction is not to eliminate all errors, but to ensure that, despite noisy syndrome extraction, the error

on the code state remains controlled. In particular, since our QLDPC codes can correct a constant fraction of errors, it suffices that fault-tolerant error correction keeps the physical qubit error below this constant fraction.

While many constructions of fault-tolerant error correction rely on multiple rounds of syndrome measurement, some code families admit *single-shot* fault-tolerant error correction, requiring only one round of noisy syndrome extraction. For quantum Tanner codes, our main candidate family in this paper (see Section 3.1), single-shot fault-tolerant error correction was established in Ref. [Gu+24]. Provided that (i) the input error is within a constant fraction and (ii) the syndrome-bit errors are themselves bounded by a constant fraction, the construction of Ref. [Gu+24] guarantees that the post-correction error on the code state remains within (slightly smaller) constant fraction.

A key property of QLDPC codes is that they admit constant-depth syndrome-extraction circuits, since their parity-check matrices have constant-weight rows and columns. Therefore, in the syndrome extraction circuit, a single fault can affect only $O(1)$ data qubits and corrupt only $O(1)$ syndrome bits. Consequently, under circuit-level stochastic noise with a fixed constant parameter, the total error introduced during a round of noisy syndrome extraction has weight with high probability at most a constant fraction of the data qubits and a constant fraction of the syndrome bits (see also [CFG25, Lemma 2]). Combining this property of syndrome extraction with the single-shot fault-tolerant error correction of Ref. [Gu+24] motivates the following definition of fault-tolerant error correction (see also [CFG25, Theorem 5]), which we will use throughout this work.

Definition 22 (Fault-tolerant error correction). *A quantum circuit Φ_{EC^r} , with n_r qubit input and output, implementing error correction on the code \mathcal{C}_r is said to be fault-tolerant if it is of constant depth $O(1)$ and requires $O(m_r)$ ancilla qubits, and the following holds for a fixed threshold value $\delta_{th} > 0$ and some constants $\beta_1, \beta_2, \kappa, c, c' > 0$:*

Let $\mathcal{N} : \mathbf{L}((\mathbb{C}^2)^{\otimes hn_r} \otimes R) \rightarrow \mathbf{L}((\mathbb{C}^2)^{\otimes hn_r} \otimes R)$, with R being a reference system, be an arbitrary quantum channel with stabilizer reduced weight $|\mathcal{N}|_{\text{red}} \leq \beta_1 n_r + \beta_2 n_r^3$, with respect to each n_r qubit system in its input. Then, the noisy realization $\tilde{\mathcal{T}}_{\Phi_{\text{EC}^r}}$ of Φ_{EC^r} under circuit-level stochastic noise with parameter $\delta < \delta_{th}$ applied in parallel to h blocks of \mathcal{C}_r gives

$$(\tilde{\mathcal{T}}_{\Phi_{\text{EC}^r}}^{\otimes h} \otimes \mathcal{I}[R]) \circ \mathcal{N} \circ (\mathcal{E}_r^{\otimes h} \otimes \mathcal{I}[R]) = (1 - \tau) \mathcal{N}' \circ (\mathcal{E}_r^{\otimes h} \otimes \mathcal{I}[R]) + \tau \mathcal{Z} \circ \mathcal{N} \circ (\mathcal{E}_r^{\otimes h} \otimes \mathcal{I}[R]), \quad (49)$$

where \mathcal{N}' is a quantum channel with stabilizer reduced weight $\beta_2 n_r + \kappa n_r \delta$ and $\tau \leq h\varepsilon(r, \delta)$, with $\varepsilon(r, \delta) = (c\delta)^{c'n_r}$. \mathcal{Z} is an arbitrary error channel. The parameter $\varepsilon(r, \delta)$ is referred to as the “fault-tolerant parameter”.

Fault-tolerant memory: Consider fault-tolerant error correction according to Def. 22. We note that by choosing $\delta < \frac{\beta_1}{\kappa}$, we can make sure that the fault-tolerant error correction suppresses the error weight from $\beta_1 n_r + \beta_2 n_r$ to $\beta_2 n_r + \beta'_1 n_r$, where $\beta'_1 := \kappa \delta < \beta_1$. The error suppression allows to create a fault-tolerant memory, where logical information can be preserved for arbitrarily long time by choosing r sufficiently big, as a function of storage duration.

³Stabilizer reduced weight of a superoperator is defined in Def. 8.

Using the fault-tolerant error correction circuit Φ_{EC^r} , we define $s > 0$ error correction steps as follows:

$$\Phi_{\text{EC}^r,s} := \Phi_{\text{EC}^r} \circ \overset{s \text{ times}}{\dots} \circ \Phi_{\text{EC}^r}. \quad (50)$$

The following result on $\Phi_{\text{EC}^r,s}$ follows using a union bound on multiple instances of fault-tolerant error correction from Def. 22.

Lemma 23 (Multiple rounds of error correction). *Assuming the fault-tolerant error correction according to Def. 22 and the threshold value $\delta_{th} > 0$ and constants $\beta_1, \beta_2, \kappa, c, c' > 0$ therein, the following holds:*

Let $\mathcal{N} : \mathbf{L}((\mathbb{C}^2)^{\otimes hn_r} \otimes R) \rightarrow \mathbf{L}((\mathbb{C}^2)^{\otimes hn_r} \otimes R)$ be an arbitrary quantum channel with stabilizer reduced weight $|\mathcal{N}|_{\text{red}} \leq \beta_1 n_r + \beta_2 n_r$. Then, for the noisy realization $\tilde{\mathcal{T}}_{\Phi_{\text{EC}^r,s}}$ of $\Phi_{\text{EC}^r,s}$ defined in Eq. (50), under circuit-level stochastic noise with parameter $\delta < \min(\delta_{th}, \frac{\beta_1}{\kappa})$, we have

$$(\tilde{\mathcal{T}}_{\Phi_{\text{EC}^r,s}}^{\otimes h} \otimes \mathcal{I}[R]) \circ \mathcal{N} \circ (\mathcal{E}_r^{\otimes h} \otimes \mathcal{I}[R]) = (1 - \tau) \mathcal{N}' \circ (\mathcal{E}_r^{\otimes h} \otimes \mathcal{I}[R]) + \tau \mathcal{Z} \circ \mathcal{N} \circ (\mathcal{E}_r^{\otimes h} \otimes \mathcal{I}[R]), \quad (51)$$

where \mathcal{N}' is a quantum channel with stabilizer reduced weight $\beta_2 n_r + \kappa n_r \delta$, and $\tau \leq sh\varepsilon(r, \delta)$, with $\varepsilon(r, \delta) = (c\delta)^{c'n_r}$. \mathcal{Z} is an arbitrary error channel.

4 Fault-tolerant interfaces

In this section, we construct fault-tolerant decoding interfaces with constant overhead for QLDPC codes. Our construction assumes QLDPC code $\mathcal{C}_r, r = 1, 2, \dots$, satisfying Eq. (43)-(45). Moreover, efficient classical decoding and fault-tolerant error correction according to Def. 22 are assumed. As shown in Section 3, quantum Tanner codes combined with the decoder analysis of Refs. [LZ23; Gu+24] satisfy these assumptions.

This section is organized as follows: In Section 4.1, we state our main result on the fault-tolerant decoding interface $\Xi_r^{[h]}$, which relies on the fault-tolerance of partial decoding interfaces $\Gamma_{r,r'}$. The remaining sections are dedicated to proving this result: In Section 4.2, we discuss the partial decoding interface and in Section 4.4 we provide its error analysis. Section 4.5 provides an extension to multiple code blocks. In Section 4.6 we present the main argument regarding the constant overhead. The error analysis is more involved and will be provided in a separate Section 5.

4.1 Main result

Our goal is to construct a decoding interface circuit $\Xi_r^{[h]}$ that maps $m_r h$ logical qubits encoded in h blocks of \mathcal{C}_r to bare physical qubits for any $r > 0$, while having a constant qubit overhead, i.e. operating on $O(m_r h)$ qubits. Moreover, for fault-tolerance, we require that the noisy version of $\Xi_r^{[h]}$ preserves the logical information encoded in h blocks of \mathcal{C}_r up to a weak local stochastic noise applied on the bare physical qubits.

Our main result is the following Theorem 24, where we provide our fault-tolerant decoding interfaces for QLDPC codes.

Theorem 24. *There exists a polynomial $p(\cdot)$, a constant $\mu > 0$, a threshold value $\delta_{th} > 0$, qubit overhead constants $\theta, \theta' > 0$, and error rate constants $\kappa_1, \kappa_2 > 0$, such that the following holds:*

For any $r, h \in \mathbb{N}$, any $\delta < \delta_{th}$, and any quantum channel

$$\mathcal{N} : \mathbf{L}((\mathbb{C}^2)^{\otimes n_r h} \otimes R) \rightarrow \mathbf{L}((\mathbb{C}^2)^{\otimes n_r h} \otimes R),$$

with stabilizer reduced weight relative to \mathcal{C}_r bounded as $|\mathcal{N}|_{\text{red}} \leq \mu n_r$ with respect to the n_r qubits in each block of the input, there exists a quantum circuit $\Xi_r^{[h]}$, with $n_r h$ qubit input and $m_r h$ qubit output and operating on fewer than $\theta p(m_r) m_r + \theta' m_r h$ qubits, such that its noisy realization under circuit level stochastic noise with parameter δ satisfies:

$$(\tilde{\mathcal{T}}_{\Xi_r^{[h]}} \otimes \mathcal{I}[R]) \circ \mathcal{N} \circ (\mathcal{E}_r^{\otimes h} \otimes \mathcal{I}[R]) = \mathcal{V}', \quad (52)$$

where $\mathcal{V}' : \mathbf{L}((\mathbb{C}^2)^{\otimes m_r h} \otimes R) \rightarrow \mathbf{L}((\mathbb{C}^2)^{\otimes m_r h} \otimes R)$ is a local stochastic channel with parameter $(\kappa_1 \delta)^{\kappa_2}$ with respect to $m_r h$ qubits in its input.

In particular, if $h \geq p(m_r)$, $\Xi_r^{[h]}$ operates on fewer than $(\theta + \theta') m_r h$ qubits; therefore, the qubit overhead is given by the constant $\theta + \theta'$.

To construct our decoding interface $\Xi_r^{[h]}$, we proceed as follows: we first construct a partial decoding interface $\Gamma_{r,r'}$ in Lemma 25 for $r > r' > 1$ such that $r - r' = O(1)$ (i.e., the interface reduces the encoding by a constant number of levels), mapping a block of \mathcal{C}_r into $2^{r-r'}$ blocks of $\mathcal{C}_{r'}$. The interface $\Gamma_{r,r'}$ does not have a constant overhead. We also construct an interface $\Gamma_{r,1}$ in Lemma 26 that works for any constant r , that is, $r = O(1)$.

We then combine $\Gamma_{\hat{r},\hat{r}-1}$ for different values of \hat{r} to construct an interface $\Xi_{r,r'}^{[h]}$ for arbitrary r, r' (Lemma 30), which maps h blocks of \mathcal{C}_r into $2^{r-r'} h$ blocks of $\mathcal{C}_{r'}$. Finally, we obtain the interface $\Xi_r^{[h]}$ for Theorem 24 (here r is arbitrary) by composing interfaces $\Xi_{r,r'}^{[h]}$ and $\Gamma_{r',1}$ for some fixed r' .

4.2 Partial decoding interfaces for QLDPC codes

In this section, we provide a partial decoding interface based on quantum teleportation, which will be used to construct the decoding interface $\Xi_r^{[h]}$ for Theorem 24 in Section 4.6.

We consider the following scenario: Let $r > r' \geq 1$, such that $r - r' = O(1)$. We want to map m_r logical qubits encoded in one block of \mathcal{C}_r consisting of n_r physical qubits to m_r logical qubits encoded in $2^{r-r'}$ blocks of $\mathcal{C}_{r'}$ each consisting of $n_{r'}$ physical qubits. In order to do so, in Lemma 25, we present a fault-tolerant interface circuit $\Gamma_{r,r'}$ for $r > r' > 1$, with n_r qubit input and $2^{r-r'} n_{r'}$ qubit output. For the special case of $r = O(1)$ and $r' = 1$, we present a fault-tolerant interface $\Gamma_{r,1}$ in Lemma 26.

We emphasize that $r - r' = O(1)$ is important for the fault-tolerance of the partial interface $\Gamma_{r,r'}$. Moreover, the overhead of $\Gamma_{r,r'}$ grows with r .

Lemma 25. *There exist polynomials $p_1(\cdot), p_2(\cdot)$, and $p_3(\cdot)$, constants $\mu, \theta, \lambda, d, c, c' > 0$, and a fixed threshold value $\delta_{th} > 0$, such that the following holds:*

Consider codes \mathcal{C}_r and $\mathcal{C}_{r'}$, where $r > r' > 1$ and $r - r' = O(1)$. Let $\mathcal{N} : \mathbf{L}((\mathbb{C}^2)^{\otimes n_r} \otimes R) \rightarrow \mathbf{L}((\mathbb{C}^2)^{\otimes n_r} \otimes R)$, with R being a reference system, be a quantum channel with stabilizer reduced weight relative to \mathcal{C}_r bounded as $|\mathcal{N}|_{\text{red}} \leq \mu n_r$ with respect to n_r qubits in its input.

Then, for any positive integer k , there exists a quantum circuit $\Gamma_{r,r'}$, with n_r qubit input and $2^{r-r'}n_{r'}$ qubit output, working on fewer than $\theta m_r p_1(m_r)$ physical qubits and of depth smaller than $dp_2(m_r)$, such that for the quantum channel $\tilde{T}_{\Gamma_{r,r'}}$ corresponding to the noisy realization of $\Gamma_{r,r'}$ under circuit-level stochastic noise with parameter $\delta < \delta_{th}$, we have⁴

$$(\tilde{T}_{\Gamma_{r,r'}} \otimes \mathcal{I}[R]) \circ \mathcal{N} \circ (\mathcal{E}_r \otimes \mathcal{I}[R]) = (1 - \tau_r) \mathcal{N}' \circ \left((\otimes_{i \in [2^{r-r'}]} \mathcal{E}_{r'}^i) \otimes \mathcal{I}[R] \right) + \tau_r (\mathcal{Z}_{r \rightarrow r'} \otimes \mathcal{I}[R]) \circ \mathcal{N} \circ (\mathcal{E}_r \otimes \mathcal{I}[R]), \quad (53)$$

where $\mathcal{N}' : \mathbf{L}((\mathbb{C}^2)^{\otimes n_{r'}} 2^{r-r'} \otimes R) \rightarrow \mathbf{L}((\mathbb{C}^2)^{\otimes n_{r'}} 2^{r-r'} \otimes R)$ is a quantum channel with weight⁵ $\mu_{n_{r'}}$ with respect to each $n_{r'}$ qubit system in its input. The parameter $\tau_r \in [0, 1]$ is given by

$$\tau_r \leq \lambda p_3(m_{r'}) (c\delta)^{c' m_{r'}}. \quad (54)$$

The map $\mathcal{Z}_{r \rightarrow r'}$ is an arbitrary channel with n_r qubit input and $2^{r-r'}n_{r'}$ qubit output.

Note that the qubit overhead of the interface $\Gamma_{r,r'}$ with respect to the number of logical qubits on which it operates scales as $p_1(m_r)$. Moreover, the noisy implementation of the interface $\Gamma_{r,r'}$ when applied on a code state of \mathcal{C}_r with a constant fraction errors on top has two possible outcomes:

- (i) With probability τ_r , the interface fails entirely, in the sense that the logical information is corrupted by an arbitrary noise channel $\mathcal{Z}_{r \rightarrow r'}$ acting on the whole block of \mathcal{C}_r . In this case, we do not control the error.
- (ii) With the remaining probability $1 - \tau_r$, the interface works as intended: the encoded information in \mathcal{C}_r is mapped into $2^{r-r'}$ smaller code blocks, each encoded in $\mathcal{C}_{r'}$ up to a constant fraction of errors, where the constant fraction is at most the input fraction.

In the following lemma, we present the partial interface $\Gamma_{r,r'}$ for the special case $r = O(1), r' = 1$. Compared to Lemma 25, we obtain a more explicit characterization of the output noise in Lemma 26, in particular, it is a local stochastic channel. Note from Lemma 17 that a local stochastic channel can be treated as low-weight noise with high probability.

Lemma 26. *There exists a fixed threshold value $\delta_{th} > 0$ and constants $\mu, c, c' > 0$ such that the following holds:*

Consider the code \mathcal{C}_r , where $r = O(1)$. Let $\mathcal{N} : \mathbf{L}((\mathbb{C}^2)^{\otimes n_r} \otimes R) \rightarrow \mathbf{L}((\mathbb{C}^2)^{\otimes n_r} \otimes R)$, with R being a reference system, be a quantum channel with stabilizer reduced weight (relative to \mathcal{C}_r) bounded as $|\mathcal{N}|_{\text{red}} \leq \mu n_r$ with respect to n_r qubits in its input.

Then, there exists a quantum circuit $\Gamma_{r,1}$ with n_r qubit input and m_r qubit output and with a qubit count and depth depending only on r , such that for the quantum channel $\tilde{T}_{\Gamma_{r,1}}$ corresponding to the noisy realization of $\Gamma_{r,1}$ under circuit-level stochastic noise with parameter $\delta < \delta_{th}$, we have

$$(\tilde{T}_{\Gamma_{r,1}} \otimes \mathcal{I}[R]) \circ \mathcal{N} \circ (\mathcal{E}_r \otimes \mathcal{I}[R]) = (1 - \tau_r) \mathcal{V} \circ (\mathcal{I}_{m_r} \otimes \mathcal{I}[R]) + \tau_r (\mathcal{Z}_{r \rightarrow 1} \otimes \mathcal{I}[R]) \circ \mathcal{N} \circ (\mathcal{E}_r \otimes \mathcal{I}[R]), \quad (55)$$

⁴Here $\mathcal{E}_{r'}^i, i \in [2^{r-r'}]$ denote $2^{r-r'}$ copies of the encoding $\mathcal{E}_{r'}$ of $\mathcal{C}_{r'}$.

⁵Note that here we have weight, not stabilizer reduced weight. A bound on the former implies a bound on the latter.

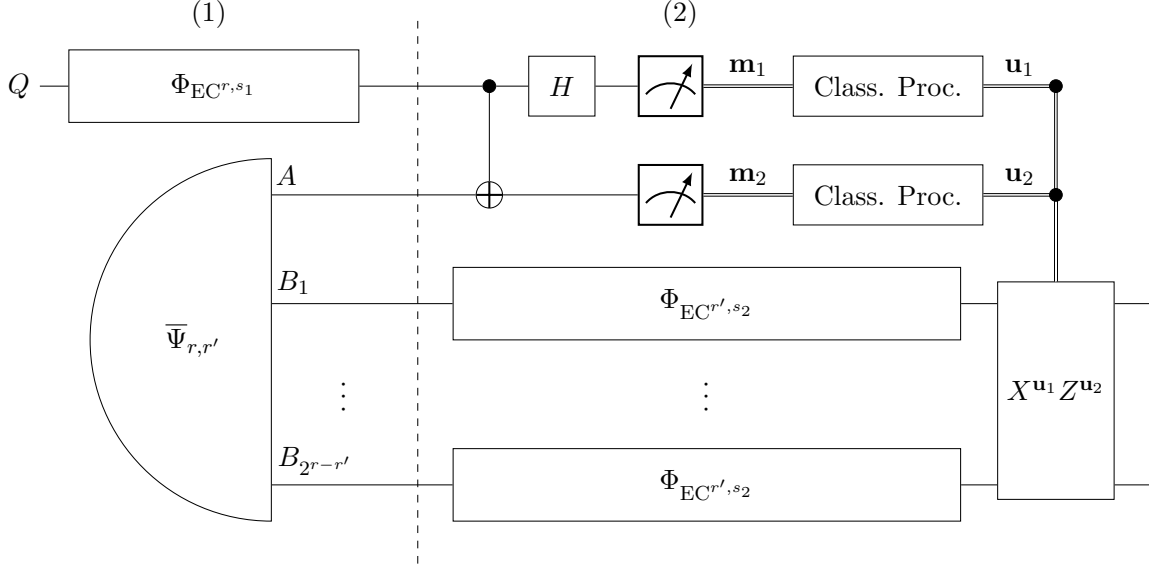


Figure 4: The quantum circuit $\Gamma_{r,r'}$. Here $s_1, s_2 = O(\text{poly}(m_r))$.

where the parameter $\tau_r \in [0, 1]$ is bounded as $\tau_r \leq \lambda_r (c\delta)^{c'm_r}$, with λ_r only depending on r . The map $\mathcal{V} : \mathbf{L}((\mathbb{C}^2)^{\otimes m_r} \otimes R) \rightarrow \mathbf{L}((\mathbb{C}^2)^{\otimes m_r} \otimes R)$ is a local stochastic channel with parameter $\delta' = \lambda'_r \delta$ with respect to m_r qubit system in its input, where $\lambda'_r > 0$ only depends on r . $\mathcal{Z}_{r \rightarrow 1}$ is an arbitrary channel with n_r qubit input and m_r qubit output.

We now describe the construction of $\Gamma_{r,r'}$ and prove Lemma 25.

4.3 Description of the partial decoding interfaces

We use quantum teleportation to construct the interface $\Gamma_{r,r'}$. To this end, we consider m_r pairs of maximally entangled states on systems $A' = \{a'_1, \dots, a'_{m_r}\}$ and $B' = \{b'_1, \dots, b'_{m_r}\}$ as follows,

$$|\psi\rangle_{A',B'} := \left(\bigotimes_{j \in [m_r]} \frac{|0\rangle_{a'_j} \otimes |0\rangle_{b'_j} + |1\rangle_{a'_j} \otimes |1\rangle_{b'_j}}{\sqrt{2}} \right). \quad (56)$$

Consider the encoding isometry $V_r : (\mathbb{C}^2)^{\otimes m_r} \rightarrow (\mathbb{C}^2)^{\otimes n_r}$ for \mathcal{C}_r . We divide B' into subsystems B'_i for $i \in [2^{r-r'}]$, each containing $m_{r'}$ qubits, as follows,

$$B'_i = \{b_{(i-1)m_{r'}+1}, \dots, b_{im_{r'}}\}$$

With the system A' , we associate an n_r qubit system A and with each B'_i , we associate an $n_{r'}$ qubit system B_i and let $B := \bigcup_{i \in [2^{r-r'}]} B_i$. We now define the following joint state on A and B ,

$$|\psi_{r,r'}\rangle_{A,B} := \left(V_r[A' \rightarrow A] \otimes \left(\bigotimes_{i \in [2^{r-r'}]} V_{r'}[B'_i \rightarrow B_i] \right) \right) |\psi\rangle_{A',B'}. \quad (57)$$

Note that in Eq. (57), the subsystem A' of $|\psi\rangle_{A',B'}$ is encoded in \mathcal{C}_r while B' is encoded in $2^{r-r'}$ code blocks of $\mathcal{C}_{r'}$.

The quantum state $|\psi\rangle_{A',B'}$ can be prepared using a circuit of constant depth (i.e., not depending on the parameter r). This corresponds to first initializing qubits in A' and B' in $|0\rangle$ state, then applying the Hadamard gate in parallel on qubits A' and then performing the CNOT gates in parallel from $a'_j \rightarrow b'_j, \forall j \in [m_r]$. Moreover, the isometry V_r can be realized by a circuit, working on $O(m_r)$ qubits and of depth $O(m_r)$ [MR18; TKY24]. Therefore, $|\psi_{r,r'}\rangle_{A,B}$ can be prepared by a quantum circuit $\Psi_{r,r'}$ of depth $O(m_r)$, operating on $O(m_r)$ qubits.

We consider the fault-tolerant circuit $\bar{\Psi}_{r,r'}$ corresponding to the state preparation circuit $\Psi_{r,r'}$ from Theorem 18, where we chose the positive integer k as

$$k = O(m_r). \quad (58)$$

The quantum circuit $\bar{\Psi}_{r,r'}$ operates on $O(m_r \text{poly}(m_r))$ qubits and has depth $O(\text{poly}(m_r))$.

We now define the interface $\Gamma_{r,r'}$, with n_r qubit input and $n_r = 2^{r-r'} n_{r'}$ qubit output, using the state preparation circuit $\bar{\Psi}_{r,r'}$ and the error correction steps $\Phi_{\text{EC}^{r,s}}$ as follows (see also Fig. 4),

- (i) Firstly, we run the state preparation circuit $\bar{\Psi}_{r,r'}$ while in parallel applying s_1 error correction steps $\Phi_{\text{EC}^{r,s_1}}$ on the input qubits $Q := \{q_1, \dots, q_{n_r}\}$, where $s_1 = O(\text{poly}(m_r))$ is given by the depth of $\bar{\Psi}_{r,r'}$.
- (ii) We then apply the logical Bell measurements on systems Q, A , which consist of transversal CNOT gates between Q and A , transversal Hadamard gates on Q , and then transversal computational basis measurements on Q and A . These measurements output classical bit strings $\mathbf{m}_1, \mathbf{m}_2 \in \{0,1\}^{n_r}$, on which a processing is applied to get logical measurement outcomes $\mathbf{u}_1, \mathbf{u}_2 \in \{0,1\}^{m_r}$. While Bell measurements and the classical processing are done, one applies in parallel error correction steps on $B_i, i \in [2^{r-r'}]$.

The classical processing needs to be efficient; it's time complexity is determined by the efficiency of the classical decoder associated with the QLDPC code. We refer to [Gro19, Chapter 6] for a detailed description of the classical processing procedure corresponding to the logical Bell measurements. As stated in Theorem 20, there exists a parallel classical decoder with complexity $O(\text{polylog}(m_r))$. However, for the sake of simplicity, we will assume the classical decoder complexity to be $O(\text{poly}(m_r))$ since then we have $s_1, s_2 = O(\text{poly}(m_r))$. Moreover, in our construction of the interface for Theorem 24, we will need to sequentially apply $\Gamma_{r,r'}, \Gamma_{r',r''), \dots$; therefore, $O(\text{poly}(m_r))$ error correction steps will in any case will be applied on $B_i, i \in [2^{r-r'}]$ after applying $\Gamma_{r,r'}$.

Using that the state preparation circuit $\bar{\Psi}_{r,r'}$ operates on $O(m_r \text{poly}(m_r))$ qubits, and the error correction circuit operates on $O(m_r)$ qubits for any r , it follows that the interface $\Gamma_{r,r'}$ operates on fewer than $\theta m_r p_1(m_r)$ qubits for some constant $\theta > 0$, and a polynomial $p_1(\cdot)$. Moreover, using that the depth of $\bar{\Psi}_{r,r'}$ is $O(\text{poly}(m_r))$, and the depth of classical processing circuit is $O(\text{poly}(m_r))$, it follows that the depth of $\Gamma_{r,r'}$ is upper bounded by $d p_2(m_r)$, where $d > 0$ is a constant and $p_2(\cdot)$ is a polynomial. Therefore, the number of qubits in $\Gamma_{r,r'}$ and its depth are according to Lemma 25. A detailed error analysis of $\Gamma_{r,r'}$ is done in Section 4.4, where it is shown that the noisy version of $\Gamma_{r,r'}$ satisfies Eq. (53) and Eq. (54), hence, completing the proof of Lemma 25.

Finally, we briefly explain the choice $r - r' = O(1)$: the failure probability of the error correction $\Phi_{\text{EC}^{r',s_2}}$ is given by $s_2\varepsilon(r', \delta)$, where $\varepsilon(r', \delta)$ is from Lemma 23, which provides the upper bound $s_2\varepsilon(r', \delta) = O(\text{poly}(m_r)(c\delta)^{n_{r'}})$. Choosing $r - r' = O(1)$ makes sure that $n_{r'} = O(m_r)$ and thus that the error probability goes to zero for large r .

Quantum circuit for $\Gamma_{r,1}$ for Lemma 26: The structure of the quantum circuit $\Gamma_{r,1}$ is same as $\Gamma_{r,r'}$ in Fig. 4 by taking $r' = 1$. Recall that the code \mathcal{C}_1 corresponds to the trivial code encoding one logical qubit in one physical qubit. Therefore, systems $B_i, i \in [2^{r-1}]$ contain only one qubit and $V_{r'}$ in Eq. (57) corresponds to the identity channel on single qubit. Moreover, the error correction step $\Phi_{\text{EC}^{r',s_2}}$ is replaced by s_2 layers of idle gate applied on the single qubit.

4.4 Error analysis of partial decoding interfaces

In this section, we provide an error analysis of the quantum circuit $\Gamma_{r,r'}$ from Fig. 4 and show that its noisy version satisfies Fig. 4 satisfies Eq. (53) and Eq. (54); hence proving Lemma 25. The error analysis of $\Gamma_{r,1}$ is similar to the analysis of $\Gamma_{r,r'}$ with one key difference. We mention this difference and sketch a proof of Lemma 26 in Remark 27 at the end of this section.

Below, we prove Lemma 25.

Proof of Lemma 25. We consider the channel $\tilde{\Gamma}_{r,r'}$ corresponding to the noisy version of $\Gamma_{r,r'}$ under circuit-level stochastic channel with parameter $\delta > 0$. We take the input state on system Q as $\mathcal{N}(|\phi_r\rangle\langle\phi_r|)$, where $|\phi_r\rangle\langle\phi_r|$ is a code state $|\phi_r\rangle := V_r|\phi\rangle$ of \mathcal{C}_r , with $|\phi\rangle$ being an arbitrary m_r qubit state, and \mathcal{N} is a quantum channel of weight μn_r .

We will show that $\tilde{\Gamma}_{r,r'}(\mathcal{N}(|\phi_r\rangle\langle\phi_r|))$ is equal to $\mathcal{N}'(|\phi_{r'}\rangle\langle\phi_{r'}|)$ with a probability $(1 - \tau_r)$, where τ_r is according to Lemma 25, $|\phi_{r'}\rangle = V_{r'}|\phi\rangle$ is the encoded version of $|\phi\rangle$ in $2^{r-r'}$ blocks of $\mathcal{C}_{r'}$ denoted by $B_1, B_2, \dots, B_{2^{r-r'}}$ and \mathcal{N}' is a quantum channel having weight $\mu n_{r'}$ with respect to each $B_1, B_2, \dots, B_{2^{r-r'}}$. We will do this in the following three steps:

- (i) This step implements the state preparation circuit $\bar{\Psi}_{r,r'}$, preparing the quantum state $|\psi_{r,r'}\rangle\langle\psi_{r,r'}|$ on systems $A, B_1, B_2, \dots, B_{2^{r-r'}}$ as defined in Eq. (57). While the state preparation circuit $\bar{\Psi}_{r,r'}$ is executed, error correction steps $\Phi_{\text{EC}^{r,s_1}}$, for $s_1 = O(\text{poly}(n_r))$ are applied on system Q .

For the noisy version, we have $\mathcal{T}_{\Phi_{\text{EC}^{r,s_1}}} \rightarrow \tilde{\mathcal{T}}_{\Phi_{\text{EC}^{r,s_1}}}$ and $\mathcal{T}_{\bar{\Psi}_{r,r'}} \rightarrow \tilde{\mathcal{T}}_{\bar{\Psi}_{r,r'}}$. Using Lemma 23 for fault-tolerant error correction, we can remove $\tilde{\mathcal{T}}_{\Phi_{\text{EC}^{r,s_1}}}$ while changing \mathcal{N} to $\mathcal{N}^{(1)}$, whose weight is also μn_r with respect to the code block of \mathcal{C}_r . The error probability associated with this is given by, $\tau_e(1) \leq s_1\varepsilon(r, \delta) \leq O(\text{poly}(m_r)(c\delta)^{c'n_r})$.

From Theorem 18, $\tilde{\mathcal{T}}_{\bar{\Psi}_{r,r'}}$ prepares the state $|\psi_{r,r'}\rangle\langle\psi_{r,r'}|$ up to a local stochastic channel \mathcal{W} with parameter $2c\delta$ applied on systems $A, B_1, \dots, B_{2^{r-r'}}$, with an error probability $\tau_s(1) = O(|\Psi_{r,r'}|(c\delta)^k) = O(\text{poly}(m_r)(c\delta)^{c'm_r})$ using $|\Psi_{r,r'}| = O(m_r)$ and $k = O(m_r)$. Since our fault-tolerant error correction provides protection against a low-weight error, we approximate the local stochastic channel \mathcal{W} as a low-weight channel using Lemma 17. In particular, we approximate \mathcal{W} by a channel \mathcal{N}_s , which has weight μn_r with respect to system A and weight $\mu n_{r'}$ with respect to each $B_1, \dots, B_{2^{r-r'}}$, with an error probability $\tau_s(2) \leq (2^{r-r'} + 1)(2^{\frac{h_2(\mu)}{\mu}} 2c\delta)^{\mu n_{r'}}$.

Therefore, the noisy version of this step realizes a quantum channel $\tilde{\mathcal{T}}_1$ as follows,

$$\tilde{\mathcal{T}}_1(\mathcal{N}(|\phi_r\rangle\langle\phi_r|)) = (1 - \tau_1)\mathcal{N}^{(1)}(|\phi_r\rangle\langle\phi_r|) \otimes \mathcal{N}_s(|\psi_{r,r'}\rangle\langle\psi_{r,r'}|) + \tau_1 \mathcal{Z}_1(\mathcal{N}(|\phi_r\rangle\langle\phi_r|)), \quad (59)$$

where \mathcal{Z}_1 is an arbitrary error channel and using a union bound, we bound the error probability as

$$\begin{aligned} \tau_1 &\leq \tau_e(1) + \tau_s(1) + \tau_s(2) \\ &\leq O(\text{poly}(m_{r'})(c\delta)^{c'm_{r'}}) + (2^{r-r'} + 1)(2^{\frac{h_2(\mu)}{\mu}} 2c\delta)^{\mu m_{r'}} \end{aligned} \quad (60)$$

where in the last line, we have used $\text{poly}(m_r) = O(\text{poly}(m_{r'}))$ using $r - r' = O(1)$ and $n_r > m_{r'}$.

- (ii) The second step corresponds to applying transversal Bell measurements on qubits in Q, A while error correction steps $\Phi_{\text{EC}^{r'}, s_2}$ for $s_2 = O(\text{polylog}(n_r))$ are applied on systems $B_1, \dots, B_{2^{r-r'}}$. Note that Bell measurements are applied by first applying transversal CNOT, then transversal Hadamard, and then transversal single qubit measurements as depicted in Fig. 4.

Below, we provide an error analysis of this step. To this end, we will post-select on the first “good” term on the right hand side of Eq. (59) in Step (i) and apply the noisy version of this step on it.

We first remove the noisy version of the error correction circuit $\Phi_{\text{EC}^{r'}, s_2}$ using Lemma 23, while changing \mathcal{N}_s to \mathcal{N}'_s , whose error weight is also μn_r with respect to A and $\mu n_{r'}$ with respect to $B_1, \dots, B_{2^{r-r'}}$. The error probability associated with this is given by $\tau(2) \leq s_2 2^{r-r'} \varepsilon(r', \delta) \leq O(\text{poly}(m_{r'})(c\delta)^{c'n_{r'}})$.

We now note that transversal Bell measurements on systems Q and A can be seen as ideal transversal Bell measurements up to a noise channel of weight μn_r with respect to each system Q and A . This can be seen as follows:

Using Remark 16, we have that noisy version of transversal gates under circuit level stochastic noise with parameter δ is equal to the ideal gate up to a local stochastic noise with parameter δ , where the local stochastic channel is applied after the ideal gate for unitary gates and before the ideal gate for measurement gates.

For a circuit layer, where only single qubit unitary gates are applied, we can propagate a local stochastic channel through it without changing its parameter. In particular, for a local stochastic channel \mathcal{W} with parameter δ with respect to a set of n qubits and U being n -fold tensor product of single qubit unitaries, $U\mathcal{W}U^\dagger$ is a local stochastic channel with parameter δ with respect to the set of n qubits. Using this fact, we can accumulate the local stochastic noise from Remark 16 associated with CNOT, Hadamard, and measurement gates just before the transversal measurements. Using the fact that the composition of two local stochastic channels is again a local stochastic channel with a parameter equal to the sum of parameters of the original channels [CFG25; Bra+20], we have that the accumulated channel is a local stochastic channel with parameter 3δ , with respect to systems Q and A .

Using Lemma 17, we can further approximate this local stochastic channel as a channel of weight μn_r with respect to each system Q and A , with an error probability $\tau_b \leq (2^{\frac{h_2(\mu)}{\mu}} 3\delta)^{\mu n_r}$.

Moreover, we can propagate channels $\mathcal{N}^{(1)}$ acting on Q and \mathcal{N}'_s acting on $A, B_1, \dots, B_{2^{r-r'}}$ through the transversal CNOT and Hadamard, yielding a joint channel $\mathcal{N}_s^{(1)}$, which has weight $2\mu n_r$ with respect to Q and weight $2\mu n_r$ with respect to A and $\mu n_{r'}$ with respect to $B_1, \dots, B_{2^{r-r'}}$.

Combining the error due to Bell measurement with $\mathcal{N}_s^{(1)}$, we have an overall channel $\overline{\mathcal{N}}$, which has weight $3\mu n_r$ with respect to Q and A , and $\mu n_{r'}$ with respect to $B_i, i \in [2^{r-r'}]$. Hence, we have a quantum circuit that corresponds to the ideal teleportation circuit up to the noise channel $\overline{\mathcal{N}}$ applied before the single qubit measurements on systems Q and A .

Using standard teleportation protocol, the state of the joint system quantum system before the Bell measurements is given by $\overline{\mathcal{N}}(|\Lambda\rangle\langle\Lambda|)$, where

$$|\Lambda\rangle := \frac{1}{4^{m_r}} \sum_{\mathbf{u}, \mathbf{v} \in \{0,1\}^{m_r}} |\mathbf{u}_r\rangle \otimes |\mathbf{v}_r\rangle \otimes P_{\mathbf{u}, \mathbf{v}}^{r'} |\phi_{r'}\rangle, \quad (61)$$

where $|\mathbf{u}_r\rangle := V_r |\mathbf{u}_r\rangle$, $|\mathbf{v}_r\rangle := V_r |\mathbf{v}_r\rangle$. $P_{\mathbf{u}, \mathbf{v}}^{r'}$ is the logical Pauli in code $\mathcal{C}_{r'}$ corresponding to the Pauli $P_{\mathbf{u}, \mathbf{v}} = X^{\mathbf{u}} Z^{\mathbf{v}}$, that is, $P_{\mathbf{u}, \mathbf{v}}^{r'} \circ V_{r'}^{\otimes 2^{r-r'}} = V_{r'}^{\otimes 2^{r-r'}} \circ P_{\mathbf{u}, \mathbf{v}}$.

Since the weight of $\overline{\mathcal{N}}$ with respect to systems Q , and A is bounded by $5\mu n_r$, we can get the correct value of the Bell measurements $\mathbf{u}, \mathbf{v} \in \{0,1\}^{m_r}$ from outcomes of (physical) Bell measurements on systems Q, A using classical error correction.

The error probability corresponding to this step is given by,

$$\begin{aligned} \tau_2 &\leq \tau_e(2) + \tau_b \\ &= O(\text{poly}(m_{r'})(c\delta)^{c'm_{r'}}) + (2^{\frac{h_2(\mu)}{\mu}} 3\delta)^{\mu m_{r'}}. \end{aligned} \quad (62)$$

- (iii) In the last step, we apply the corresponding logical Pauli correction $P_{\mathbf{u}, \mathbf{v}}^{r'}$ corresponding to logical measurement outcomes $\mathbf{u}, \mathbf{v} \in \{0,1\}^{m_r}$.

After the logical Pauli correction, we are left with the state $\mathcal{N}'(|\phi_{r'}\rangle\langle\phi_{r'}|)$, where \mathcal{N}' has weight $\mu n_{r'}$ with respect to $B_i, i \in [2^{r-r'}]$ with the overall error probability bounded as below,

$$\begin{aligned} \tau_r &\leq \tau_1 + \tau_2 \\ &\leq O(\text{poly}(m_{r'})(c\delta)^{c'm_{r'}}) + (2^{r-r'} + 1)(2^{\frac{h_2(\mu)}{\mu}} 2c\delta)^{\mu m_{r'}} + (2^{\frac{h_2(\mu)}{\mu}} 3\delta)^{\mu m_{r'}}, \end{aligned} \quad (63)$$

where the second inequality uses bound on τ_1 and τ_2 from Eq. (60) and Eq. (62), respectively.

By redefining $c \leftarrow \max(c, 2^{\frac{h_2(\mu)}{\mu}} 2c\delta, 3\delta)$ and $c' \leftarrow \max(c', \mu)$ and using $r - r' = O(1)$, we can absorb the term $(2^{r-r'} + 1)(2^{\frac{h_2(\mu)}{\mu}} \delta)^{\mu m_{r'}}$ in $O(\text{poly}(m_{r'})(c\delta)^{c' m_{r'}})$ giving us,

$$\tau_r = O(\text{poly}(m_{r'})(c\delta)^{c' m_{r'}}). \quad (64)$$

Since steps (i), (ii) and (iii) hold for arbitrary state $|\phi\rangle$, we have

$$\begin{aligned} (\tilde{T}_{\Gamma_{r,r'}} \otimes \mathcal{I}[R]) \circ \mathcal{N} \circ (\mathcal{E}_r \otimes \mathcal{I}[R]) &= (1 - \tau_r) \mathcal{N}' \circ \left((\otimes_{i \in [2^{r-r'}]} \mathcal{E}_{r'}^i) \otimes \mathcal{I}[R] \right) \\ &\quad + \tau_r (\mathcal{Z}_{r \rightarrow r'} \otimes \mathcal{I}[R]) \circ \mathcal{N} \circ (\mathcal{E}_r \otimes \mathcal{I}[R]), \end{aligned} \quad (65)$$

where τ_r is bounded as in Eq. (64).

Finally, from Eq. (65) and Eq. (64), we have that Eq. (53) and Eq. (54) in Lemma 25 hold. \square

Remark 27. The system $B_i, \forall i \in [2^{r-1}]$ in the circuit $\Gamma_{r,1}$ are single qubit systems; therefore, the idle gates are applied on them instead of error correction. The noise on them accumulates when Bell measurements and classical processing on measurement outcomes are performed. Since Bell measurement corresponds to a constant depth circuit and the time of classical processing is $O(\text{poly}(n_r))$, hence $O(\text{poly}(n_r))$ number of layers of idle gates are applied. Using the fact that r is fixed to a constant, we have a fixed number of layers of idle gate depending on r . Using Remark 16, we have that the noisy version of idle gates correspond to a local stochastic channel with parameter δ with respect to systems to the joint system of 2^{r-1} qubits corresponding to $B_1, \dots, B_{2^{r-1}}$.

Moreover, for the local stochastic channel \mathcal{W} due to the noisy realization of state preparation circuit $\tilde{\Psi}_{r,r'}$ with $r' = 1$, we only need to approximate it with a low weight error channel \mathcal{N}_s with respect to system A according to Lemma 17. The channel \mathcal{N}_s has weight μn_r with respect to system A and is local stochastic with parameter $2c\delta$ with respect to the joint system of 2^{r-1} qubits corresponding to $B_1, \dots, B_{2^{r-1}}$. Therefore, combining all the local stochastic channel on the joint system of 2^{r-1} qubits, due to state preparation and idle layers, we have a local stochastic channel with parameter $\lambda'_r \delta$ acting on it, where λ'_r is a constant depending on r .

The rest of the proof is same as Lemma 26.

4.5 Partial decoding interfaces for multiple code blocks

The statement of Lemma 25 is modular, and can be easily extended to multiple input blocks of \mathcal{C}_r as given in the following corollary.

Corollary 28. There exists a polynomial $p(\cdot)$, a fixed threshold value $\delta_{th} > 0$ and constants $\mu, \lambda, c, c', > 0$ such that the following holds:

Consider codes \mathcal{C}_r and $\mathcal{C}_{r'}$, where $r > r'$ such that $r - r' = O(1)$. Let $\mathcal{N} : \mathbf{L}((\mathbb{C}^2)^{\otimes n_r h} \otimes R) \rightarrow \mathbf{L}((\mathbb{C}^2)^{\otimes n_{r'} h} \otimes R)$, with R being a reference system, be a quantum channel with stabilizer

reduced weight (relative to \mathcal{C}_r) bounded as $|\mathcal{N}|_{\text{red}} \leq \mu n_r$ with respect to each n_r qubit in its input.

Then, for the interface circuit $\Gamma_{r,r'}$ from Lemma 25, under circuit-level stochastic channel with parameter δ , we have⁶

$$\begin{aligned} & \left((\otimes_{i \in [h]} \tilde{\mathcal{T}}_{\Gamma_{r,r'}}^i) \otimes \mathcal{I}[R] \right) \circ \mathcal{N} \circ \left((\otimes_{i \in [h]} \mathcal{E}_r^i) \otimes \mathcal{I}[R] \right) \\ &= \sum_{F \subseteq [h]} (1 - \tau_r)^{h-|F|} \tau_r^{|F|} \left((\otimes_{i \in [h] \setminus F} \mathcal{I}_r^i) \otimes (\otimes_{i \in F} \mathcal{Z}_{r \rightarrow r'}^i) \right) \circ \mathcal{N}'_F \\ & \quad \circ \left((\otimes_{i \in h \setminus F, j \in [2^{r-r'}]} \mathcal{E}_{r'}^{i,j}) \otimes (\otimes_{i \in F} \mathcal{E}_r^i) \otimes \mathcal{I}[R] \right), \quad (66) \end{aligned}$$

where⁷ $\tau_r \leq \lambda p(m_{r'}) (c\delta)^{c' m_{r'}}$. \mathcal{N}'_F is a quantum channel with weight μn_r with respect to each block of \mathcal{C}_r and $\mu n_{r'}$ with respect to each block of $\mathcal{C}_{r'}$ in its input. $\mathcal{Z}_{r \rightarrow r'}^i$ is an arbitrary channel with n_r qubit input and $2^{r-r'}$ qubit output.

Proof. We will apply Lemma 25 iteratively for $i = 1, 2, \dots, h$ and remove the interface $\tilde{\mathcal{T}}_{\Gamma_{r,r'}}^i$ from the left hand side of Eq. (66) one by one. For $i = 1$, we treat the remaining systems $2, \dots, h$ as part of the system R in Lemma 25. Then, we have

$$\begin{aligned} & (\tilde{\mathcal{T}}_{\Gamma_{r,r'}}^1 \otimes (\otimes_{i \in [2:h]} \mathcal{I}_r^i) \otimes \mathcal{I}[R]) \circ \mathcal{N} \circ ((\otimes_{i \in [h]} \mathcal{E}_r^i) \otimes \mathcal{I}[R]) \\ &= (1 - \tau_r) \mathcal{N}'^{(1)} \circ ((\otimes_{j \in [2^{r-r'}]} \mathcal{E}_{r'}^{1,j}) \otimes (\otimes_{i \in [2:h]} \mathcal{E}_r^i) \otimes \mathcal{I}[R]) \\ & \quad + \tau_r (\mathcal{Z}_{r \rightarrow r'}^1 \otimes (\otimes_{i \in [2:h]} \mathcal{I}_r^i) \otimes \mathcal{I}[R]) \circ \mathcal{N} \circ ((\otimes_{i \in [h]} \mathcal{E}_r^i) \otimes \mathcal{I}[R]), \quad (67) \end{aligned}$$

where $\mathcal{N}'^{(1)} : \mathbf{L}((\mathbb{C}^2)^{\otimes 2^{r-r'}} n_{r'} \otimes (\mathbb{C}^2)^{\otimes (h-1)n_r} \otimes R) \rightarrow \mathbf{L}((\mathbb{C}^2)^{\otimes 2^{r-r'}} n_{r'} \otimes (\mathbb{C}^2)^{\otimes (h-1)n_r} \otimes R)$ is a channel with weight $\mu n_{r'}$ with respect to each block $\mathcal{C}_{r'}$ in its input. Moreover, the weight of $(\tilde{\mathcal{T}}_{\Gamma_{r,r'}}^1 \otimes (\otimes_{i \in [2:h]} \mathcal{I}_r^i) \otimes \mathcal{I}[R]) \circ \mathcal{N}$ remains $\mu n_{r'}$ with respect to the $(h-1)$ blocks of \mathcal{C}_r labelled by $2, \dots, h$. Therefore, the weight of $\mathcal{N}'^{(1)}$ with respect to these blocks is also μn_r . Similarly, for the second term on the right hand side, the channel $(\mathcal{Z}_{r \rightarrow r'}^1 \otimes (\otimes_{i \in [2:h]} \mathcal{I}_r^i) \otimes \mathcal{I}[R]) \circ \mathcal{N}$ has weight μn_r with respect to the blocks of \mathcal{C}_r labelled by $2, \dots, h$. Obviously, the weight of this channel is not controlled on the first block of \mathcal{C}_r due to the arbitrary channel.

For the both terms on the right hand side of Eq. (67), we can apply Lemma 25 for $i = 2$, while treating systems $(1, j), j \in [2^{r-r'}]$ and $i \in [3 : h]$ as part of the reference system R . We now have

$$\begin{aligned} & ((\otimes_{i \in [2]} \tilde{\mathcal{T}}_{\Gamma_{r,r'}}^i) \otimes (\otimes_{i \in [3:h]} \mathcal{I}_r^i) \otimes \mathcal{I}[R]) \circ \mathcal{N} \circ ((\otimes_{i \in [h]} \mathcal{E}_r^i) \otimes \mathcal{I}[R]) \\ &= (1 - \tau_r)^2 \mathcal{N}^{(1,2)} \circ \left((\otimes_{i \in [2], j \in [2^{r-r'}]} \mathcal{E}_{r'}^{i,j}) \otimes (\otimes_{i \in [3:h]} \mathcal{E}_r^i) \otimes \mathcal{I}[R] \right) \\ & \quad + (1 - \tau_r) \tau_r (\mathcal{I}_r^1 \otimes \mathcal{Z}_{r \rightarrow r'}^2 \otimes (\otimes_{i \in [3:h]} \mathcal{I}_r^i)) \circ \mathcal{N}^{(1)} \circ \left((\otimes_{j \in [2^{r-r'}]} \mathcal{E}_{r'}^{1,j}) \otimes (\otimes_{i \in [2:h]} \mathcal{E}_r^i) \otimes \mathcal{I}[R] \right) \\ & \quad + \tau_r (1 - \tau_r) (\mathcal{Z}_{r \rightarrow r'}^1 \otimes (\otimes_{i \in [2:h]} \mathcal{I}_r^i) \otimes \mathcal{I}[R]) \circ \mathcal{N}^{(2)} \circ \left(\mathcal{E}_r^1 \otimes (\otimes_{j \in [2^{r-r'}]} \mathcal{E}_{r'}^{2,j}) \otimes (\otimes_{i \in [2:h]} \mathcal{E}_r^i) \otimes \mathcal{I}[R] \right) \\ & \quad + \tau_r^2 (\mathcal{Z}_{r \rightarrow r'}^1 \otimes \mathcal{Z}_{r \rightarrow r'}^2 \otimes (\otimes_{i \in [3:h]} \mathcal{I}_r^i)) \circ \mathcal{N} \circ ((\otimes_{i \in [h]} \mathcal{E}_r^i) \otimes \mathcal{I}[R]). \quad (68) \end{aligned}$$

⁶ $\tilde{\mathcal{T}}_{\Gamma_{r,r'}}^i$, \mathcal{E}_r^i and $\mathcal{E}_{r'}^{i,j}$ are copies of $\Gamma_{r,r'}$, \mathcal{E}_r and $\mathcal{E}_{r'}$, respectively.

⁷ τ_r is the same bound as in Lemma 25.

where $\mathcal{N}^{(1,2)}$, $\mathcal{N}^{(1)}$ and $\mathcal{N}^{(2)}$ are channels with weight $\mu n_{r'}$ with respect to blocks of $\mathcal{C}_{r'}$ in their input and weight μn_r with respect to blocks of \mathcal{C}_r in their input.

Continuing in the above fashion for $i = 3, 4, \dots, h$, it is easy to see that we get Eq. (66). \square

The following Corollary provides an extension of Lemma 26 to multiple blocks of \mathcal{C}_r . Since the argument follows the same steps as in Corollary 28 while using Lemma 26 instead of Lemma 25, we have omitted the proof.

Corollary 29. *There exists a fixed threshold value $\delta_{th} > 0$ and a constant $\mu, c, c' > 0$ such that the following holds:*

Consider codes \mathcal{C}_r where $r = O(1)$. Let $\mathcal{N} : \mathbf{L}((\mathbb{C}^2)^{\otimes n_r h} \otimes R) \rightarrow \mathbf{L}((\mathbb{C}^2)^{\otimes n_r h} \otimes R)$, with R being a reference system, be a quantum channel with stabilizer reduced weight relative to \mathcal{C}_r bounded as $|\mathcal{N}|_{\text{red}} \leq \mu n_r$ with respect to each n_r qubit in its input. Then, for the interface circuit $\Gamma_{r,1}$ from Lemma 26, under circuit-level stochastic channel with parameter $\delta < \delta_{th}$, we have

$$\begin{aligned} & \left((\otimes_{i \in [h]} \tilde{\mathcal{T}}_{\Gamma_{r,1}}^i) \otimes \mathcal{I}[R] \right) \circ \mathcal{N} \circ \left((\otimes_{i \in [h]} \mathcal{E}_r^i) \otimes \mathcal{I}[R] \right) \\ &= \sum_{F \subseteq [h]} (1 - \tau_r)^{h - |F|} \tau_r^{|F|} \left((\otimes_{i \in [h] \setminus F} \mathcal{I}_r^i) \otimes (\otimes_{i \in F} \mathcal{Z}_{r \rightarrow 1}^i) \right) \circ \mathcal{V}_F \\ & \quad \circ \left((\otimes_{i \in [h] \setminus F, j \in [2^{r-r'}]} \mathcal{I}_r^{i,j}) \otimes (\otimes_{i \in F} \mathcal{E}_r^i) \otimes \mathcal{I}[R] \right), \quad (69) \end{aligned}$$

where $\tau_r \leq \lambda_r (c\delta)^{c' m_r}$, with λ_r only depending on r^8 . The map \mathcal{V}_F is a local stochastic channel with parameter $\delta' = \lambda_r' \delta$ with respect to joint systems of blocks of m_r corresponding to the set $\{(i, j) \mid i \in [h] \setminus F, j \in [2^{r-r'}]\}$, with $\lambda_r' > 0$ only depending on r . $\mathcal{Z}_{r \rightarrow 1}^i$ is an arbitrary channel with n_r qubit input and m_r qubit output.

4.6 Decoding interfaces for QLDPC codes

In this section, we provide the constant overhead decoding interface $\Xi_r^{[h]}$ for Theorem 24. To do this, we first provide a decoding interface in Lemma 30, denoted by $\Xi_{r,r'}^{[h]}$ for arbitrary $r' < r$ ($r - r' = O(1)$ is not needed anymore), mapping h blocks of \mathcal{C}_r into $2^{r-r'} h$ blocks of $\mathcal{C}_{r'}$. The interface $\Xi_r^{[h]}$ is then obtained using $\Xi_{r,r'}^{[h]}$.

Notation: Consider codes \mathcal{C}_r and $\mathcal{C}_{r'}$, $r > r'$. For a positive integer h , consider h quantum systems, labelled by $i \in [h]$, each containing m_r qubits. Further, group each system of m_r qubits into $2^{r-r'}$ subsystems, labelled by (i, j) , $i \in [h]$, $j \in [2^{r-r'}]$, each containing $m_{r'}$ qubits. For each system $i \in [h]$, we consider the encoding isometry \mathcal{E}_r^i of \mathcal{C}_r , mapping m_r qubits to n_r qubits. Similarly for the system (i, j) , we consider the encoding isometry $\mathcal{E}_{r'}^{i,j}$, mapping system $m_{r'}$ qubits to $n_{r'}$ qubits. We denote by $\mathcal{I}_{n_r}^i$ and $\mathcal{I}_{n_{r'}}^{i,j}$, the identity channel on systems i and (i, j) , respectively.

Lemma 30. *There exists a polynomial $p(\cdot)$, a constant $\mu > 0$, a threshold value $\delta_{th} > 0$, qubit overhead constants $\theta, \theta' > 0$, such that the following holds:*

⁸It is the same bound as in Lemma 26.

Consider circuit-level stochastic noise with parameter $\delta < \delta_{th}$. For $h \geq 1$, let $\mathcal{N} : \mathbf{L}((\mathbb{C}^2)^{\otimes n_r h} \otimes R) \rightarrow \mathbf{L}((\mathbb{C}^2)^{\otimes n_r h} \otimes R)$, with R being a reference system, be a channel with weight μn_r with respect to each n_r qubit system in its input. Then, for any target error rate $\bar{\delta}$, there is a decreasing function⁹ $\bar{r}(\bar{\delta}) > 0$, such for any $r > r' \geq \bar{r}$, the following holds:

There exists a circuit $\Xi_{r,r'}^{[h]}$, with $n_r h$ qubit input and $2^{r-r'} n_{r'} h$ qubit output, and working on fewer than $\theta p(m_r) m_r + \theta' m_r h$ qubits, such that its noisy realization $\tilde{\mathcal{T}}_{\Xi_{r,r'}^{[h]}}$ satisfies

$$\tilde{\mathcal{T}}_{\Xi_{r,r'}^{[h]}} \circ \mathcal{W}' \circ ((\otimes_{i \in [h]} \mathcal{E}_r^i) \otimes \mathcal{I}[R]) = \sum_{F \subseteq \{(i,j) | i \in [h], j \in [2^{r-r'}]\}} \sum_{\omega \in \Omega_F} \Pr(F, \omega) \mathcal{T}_{F, \omega}, \quad (70)$$

where Ω_F is a finite set depending on F ¹⁰ and

$$\mathcal{T}_{F, \omega} := \left((\otimes_{(i,j) \notin F} \mathcal{I}_{n_{r'}}^{i,j}) \otimes \mathcal{Z}_{F, \omega} \otimes \mathcal{I}[R] \right) \circ \mathcal{N}_{F, \omega} \circ \left((\otimes_{(i,j) \notin F} \mathcal{E}_{r'}^{i,j}) \otimes \mathcal{E}_{F, \omega} \otimes \mathcal{I}[R] \right), \quad (71)$$

with $\mathcal{E}_{F, \omega}$ being a quantum channel from $|F| m_{r'}$ qubits to a larger system.¹¹ $\mathcal{Z}_{F, \omega}$ is an arbitrary channel from this larger system to $|F| n_{r'}$ qubits. $\mathcal{N}_{F, \omega}$ being a channel with weight $\mu n_{r'}$ with respect to $n_{r'}$ qubit systems corresponding to encoding maps applied on $(i, j) \notin F$ in its input.

Importantly, $\Pr(F) = \sum_{\omega \in \Omega_F} \Pr(F, \omega)$ is such that for any $T \subseteq \{(i, j) \mid i \in [h], j \in [2^{r-r'}]\}$, we have

$$\Pr(T \subseteq F) \leq \bar{\delta}^{|T|}. \quad (72)$$

Before giving the construction of the interface $\Xi_{r,r'}^{[h]}$, for Lemma 30, we first show how the lemma can be used in order to construct the interface $\Xi_r^{[h]}$ for Theorem 24.

Proof of Theorem 24. For a fixed $r' \geq \bar{r}$ (i.e., $r' = O(1)$), consider the interface $\Gamma_{r',1}$ from Lemma 25 for $k = m_{r'}$. Recall that $\Gamma_{r',1}$ maps m_r logical qubits encoded in $\mathcal{C}_{r'}$ to m_r logical qubits that are encoded in m_r blocks of \mathcal{C}_1 , with \mathcal{C}_1 being the trivial code, encoding a logical qubit in a physical qubit, i.e., $\mathcal{E}_1 = \mathcal{I}_{\mathbb{C}^2}$.

Moreover, consider the interface $\Xi_{r,r'}^{[h]}$, from Lemma 30, mapping h blocks of \mathcal{C}_r into $2^{r-r'} h$ blocks of $\mathcal{C}_{r'}$. For any $r > 0$, we obtain the interface $\Xi_r^{[h]}$ by first applying $\Xi_{r,r'}^{[h]}$ on h blocks of \mathcal{C}_r and then applying $\Gamma_{r',1}$ on each block of $\mathcal{C}_{r'}$ corresponding to the output of $\Xi_{r,r'}^{[h]}$ as follow (see also Fig. 5)

$$\Xi_r^{[h]} := (\otimes_{i \in [h], j \in [2^{r-r'}]} \Gamma_{r',1}^{i,j}) \circ \Xi_{r,r'}^{[h]} \quad (73)$$

From Lemma 30, we know that $\Xi_{r,r'}^{[h]}$ operates on fewer than $\theta p(m_r) m_r + \theta' m_r h$ qubits, where $p(\cdot)$ is a polynomial. Note that $\Gamma_{r',1}^{i,j}$ operates on a fixed number of qubits θ'' , only depending on r' (see also Lemma 26). Therefore, $h 2^{r-r'}$ copies of $\Gamma_{r',1}^{i,j}$ operate on total $\theta'' h 2^{r-r'} \leq \theta'' h m_r$

⁹i.e., for larger target error $\bar{\delta}$, the level of protection \bar{r} is smaller.

¹⁰The set Ω_F arises from the error analysis, where its elements ω correspond to different ways in which a block F can become erroneous.

¹¹More precisely: $\mathcal{E}_{F, \omega} : \mathbf{L}((\mathbb{C}^2)^{\otimes |F| m_{r'}}) \rightarrow \mathbf{L}((\mathbb{C}^2)^{\otimes \sum_{r''=r'}^r g_{r''} n_{r''}})$ for some integers $g_{r''} \in \mathbb{Z}_{\geq 0}$, $r' \leq r'' \leq r$ such that $\sum_{r''=r'}^r g_{r''} 2^{r''-r'} = |F|$. Regrouping the blocks in F (each of which contain $m_{r'}$ qubits) into $g_{r''}$ blocks of $m_{r''}$ qubits for all $r' \leq r'' \leq r$, the channel $\mathcal{E}_{F, \omega}$ is given by $\mathcal{E}_{F, \omega} := \otimes_{r''=r'}^r \mathcal{E}_{r''}^{\otimes g_{r''}}$.

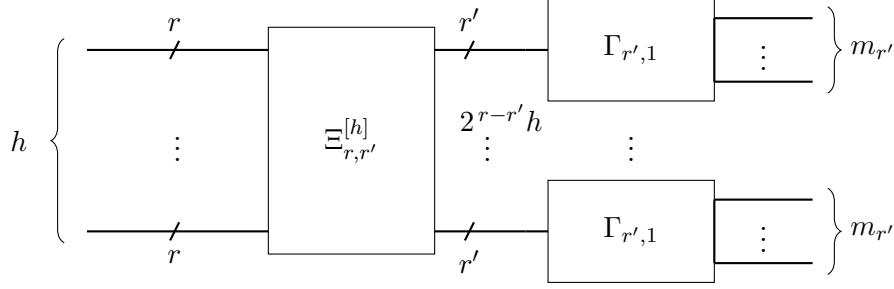


Figure 5: Construction of the interface $\Xi_{r,r'}^{[h]}$: for a fixed r' , we first apply $\Xi_{r,r'}^{[h]}$ and then apply $\Gamma_{r',1}$ to each $\mathcal{C}_{r'}$ block.

(using $m_r = 2^{r-r'}m_{r'}$) qubits. By redefining $\theta' \leftarrow \max(\theta', \theta'')$, we have that $\Xi_r^{[h]}$ operates on less than $\theta p(m_r)m_r + \theta' m_r h$ qubits.

We will now show that $\mathcal{V}' := \tilde{\mathcal{T}}_{\Xi_r^{[h]}} \circ \mathcal{W}' \circ ((\otimes_{i \in [h]} \mathcal{E}_r^i) \otimes \mathcal{I}[R])$, which is a channel acting on $m_r h$ qubits and a reference system R , is local stochastic with parameter $\bar{\delta}^\kappa$ with respect to $m_r h$ qubit, with $\bar{\delta} = O(\delta)$ and some constant $\kappa > 0$. To do this, we will use Corollary 29 and Lemma 30.

From Lemma 30 and Eq. (73), we have

$$\mathcal{V}' = \sum_F \sum_{\omega \in \Omega_F} \Pr(F, \omega) (\otimes_{i \in [h], j \in [2^{r-r'}]} \tilde{\mathcal{T}}_{\Gamma_{r',1}^{i,j}}) \circ \mathcal{T}_{F,w}, \quad (74)$$

where $\mathcal{T}_{F,w}$ is from Eq. (71) and $\Pr(F) = \sum_{\omega \in \Omega_F} \Pr(F, \omega)$ satisfies Eq. (72).

We have

$$\begin{aligned} & (\otimes_{i \in [h], j \in [2^{r-r'}]} \tilde{\mathcal{T}}_{\Gamma_{r',1}^{i,j}}) \circ \mathcal{T}_{F,w} \\ &= \left((\otimes_{(i,j) \notin F} \tilde{\mathcal{T}}_{\Gamma_{r',1}^{i,j}}) \otimes \bar{\mathcal{Z}}_{F,\omega} \otimes \mathcal{I}[R] \right) \circ \mathcal{N}_{F,\omega} \circ \left((\otimes_{(i,j) \notin F} \mathcal{E}_{r'}^{i,j}) \otimes \mathcal{E}_{F,\omega} \otimes \mathcal{I}[R] \right) \\ &= \sum_{F' \subseteq \{(i,j) | i \in [h], j \in [2^{r-r'}]\} \setminus F} \Pr(F' | F) \left((\otimes_{(i,j) \notin F \cup F'} \mathcal{I}_{m_{r'}}^{i,j}) \otimes \mathcal{Z}_{F'} \otimes \bar{\mathcal{Z}}_{F,\omega} \otimes \mathcal{I}[R] \right) \\ & \quad \circ \mathcal{V}_{F \cup F', \omega}^{(1)} \circ \left((\otimes_{(i,j) \notin F \cup F'} \mathcal{I}_{m_{r'}}^{i,j}) \otimes \mathcal{E}_{F'} \otimes \mathcal{E}_{F,\omega} \otimes \mathcal{I}[R] \right), \quad (75) \end{aligned}$$

where the first equality uses Eq. (71), and $\bar{\mathcal{Z}}_{F,\omega} := (\otimes_{(i,j) \in F} \tilde{\mathcal{T}}_{\Gamma_{r',1}^{i,j}}) \circ \mathcal{Z}_{F,\omega}$, with $\mathcal{Z}_{F,\omega}$ being the arbitrary channel in Eq. (71). The second equality follows from Corollary 29, we push $\bar{\mathcal{Z}}_{F,\omega}$ to the left and $\mathcal{E}_{F,\omega}$ to the right and let F' be part of the reference; our r' will be the r from the corollary (note that assumption $r' = O(1)$ is satisfied in the corollary). Moreover, $\mathcal{E}_{F'} : \mathbf{L}(\mathbb{C}^2)^{\otimes m_{r'} | F'|} \rightarrow (\mathbb{C}^2)^{\otimes n_{r'} | F'|}$, $\mathcal{E}_{F'} := \otimes_{(i,j) \in F'} \mathcal{E}_{r'}^{i,j}$ and $\mathcal{Z}_{F'} : (\mathbb{C}^2)^{\otimes n_{r'} | F'|} \rightarrow (\mathbb{C}^2)^{\otimes m_{r'} | F'|}$ is an arbitrary channel, and

$$\Pr(F' | F) = (1 - \tau_{r'})^{2^{r-r'} h - |F| - |F'|} \tau_{r'}^{|F'|}, \quad (76)$$

where $\tau_{r'} \leq \lambda_{r'} (c\delta)^{c' m_{r'}}$, with constants $c, c' > 0$ and $\lambda_{r'} > 0$ only depending on r' as in Corollary 29. $\mathcal{V}_{F \cup F', \omega}^{(1)}$ is a local stochastic channel with parameter $\delta' = \lambda'_{r'} \delta$, with respect

to $m_{r'}$ qubit systems corresponding to labels $(i, j) \notin F \cup F'$, where $\lambda'_{r'}$ is another parameter only depending on r' .

We take r' such that $c'm_{r'} \geq 1$, therefore, we have

$$\tau_{r'} \leq b\delta, \text{ where } b := \lambda_{r'}c. \quad (77)$$

For any $T \subseteq \{(i, j) | i \in [h], j \in [2^{r-r'}]\} \setminus F$, from Eq. (76) and Eq. (77), it is easy to see that

$$\Pr(T \subseteq F' | F) \leq (b\delta)^{|T|}. \quad (78)$$

At this point, we have managed to remove all the perfect encoders and corresponding noisy decoding interfaces except on blocks, labelled by F and F' , where error happened. The total map (our \mathcal{V}') we arrived at is therefore a locally stochastic channel sandwiched by some perfect encoders on the input and arbitrary errors on the output confined to the erroneous blocks (see Eq. 75).

In the remaining part of the proof, we first obtain a form for \mathcal{V}' as a probabilistic sum over error maps acting on blocks. Then we convert this to error maps acting on the qubits. Finally, we will analyse the probability distribution to show that the overall channel is locally stochastic.

For the block labelled by (i, j) , let $B(i, j)$ denote the corresponding quantum system, containing $m_{r'}$ qubits. For $F \subseteq \{(i, j) | i \in [h], j \in [2^{r-r'}]\}$, let $B(F) := \cup_{(i, j) \in F} B(i, j)$ be $m_{r'}|F|$ qubit system corresponding to blocks in F . We denote the quantum system corresponding to all the blocks by $B := \cup_{i \in [h], j \in [2^{r-r'}]} B(i, j)$. For any set F , we consider another quantum system $\bar{B}(F)$ that contains at least $m_{r'}|F|$ qubits, i.e, the size of $\bar{B}(F)$ is at least the size of $B(F)$.

We define

$$\mathcal{V}_{F, \omega}^{(2)} := \left((\otimes_{(i, j) \notin F} \mathcal{I}_{m_{r'}}^{i, j}) \otimes \mathcal{Z}_{F \cup F'} \otimes \mathcal{I}[R] \right) \circ \mathcal{V}_{F \cup F', \omega}^{(1)} \circ \left((\otimes_{(i, j) \notin F} \mathcal{I}_{m_{r'}}^{i, j}) \otimes \mathcal{E}_{F \cup F'} \otimes \mathcal{I}[R] \right), \quad (79)$$

where $\mathcal{E}_{F \cup F'} = \mathcal{E}_{F'} \otimes \mathcal{E}_{F, \omega}$ and $\mathcal{Z}_{F \cup F'} = \mathcal{Z}_{F'} \otimes \bar{\mathcal{Z}}_{F, \omega}$.

Let $(F \cup F')^C := \{(i, j) | i \in [h], j \in [2^{r-r'}]\} \setminus F \cup F'$ be the complement of F . Let the output systems of $\mathcal{E}_{F \cup F'}$ denoted by $\bar{B}(F \cup F')$.

Note that $\mathcal{V}_{F \cup F', \omega}^{(1)}$ acts on systems $B((F \cup F')^C)$, $\bar{B}(F \cup F')$, and the reference R . Using the local stochastic property of $\mathcal{V}_{F \cup F', \omega}^{(1)}$ with respect to the subsystem $B((F \cup F')^C)$ and treating systems $\bar{B}(F \cup F')$ also as a part of the reference, we have

$$\mathcal{V}_{F, \omega}^{(1)} = \sum_{A \subseteq B((F \cup F')^C)} \Pr(A) \mathcal{I}[B((F \cup F')^C) \setminus A] \otimes \bar{\mathcal{N}}_{\omega}[A, \bar{B}(F \cup F'), R]. \quad (80)$$

Moreover, for all $T \subseteq B(F^C)$, we have

$$\Pr(T \subseteq A) \leq (\lambda'_r \delta)^{|T|}. \quad (81)$$

From Eq. (79) and Eq. (80), we get

$$\mathcal{V}_{F, \omega}^{(2)} = \sum_{A \subseteq B((F \cup F')^C)} \Pr(A) \mathcal{I}[B((F \cup F')^C) \setminus A] \otimes \mathcal{N}_{\omega}[A, B(F \cup F'), R], \quad (82)$$

where $\mathcal{N}_\omega[A, B(F \cup F'), R] = (\mathcal{I}[A] \otimes \mathcal{Z}_{F \cup F'}) \circ \overline{\mathcal{N}}_\omega \circ (\mathcal{I}[A] \otimes \mathcal{E}_{F \cup F'})$.

We now have (in the following, we write \sum_F in place of $\sum_{F \subseteq \{(i,j) | i \in [h], j \in [2^{r-r'}]\}}$ for brevity)

$$\begin{aligned}
\mathcal{V}' &= \sum_F \sum_{\omega \in \Omega_F} \sum_{F' \subseteq F^C} \Pr(F, \omega) \Pr(F' | F) \mathcal{V}_{F \cup F', \omega}^{(2)} \\
&= \sum_F \sum_{\omega \in \Omega_F} \sum_{F' \subseteq F^C} \sum_{A \subseteq B((F \cup F')^C)} \Pr(F, \omega) \Pr(F' | F) \Pr(A) \left(\mathcal{I}[B((F \cup F')^C) \setminus A] \right. \\
&\quad \left. \otimes \mathcal{N}_\omega[A, B(F \cup F'), R] \right) \\
&= \sum_F \sum_{F' \subseteq F^C} \sum_{A \subseteq B((F \cup F')^C)} \Pr(F) \Pr(F' | F) \Pr(A) \left(\mathcal{I}[B((F \cup F')^C) \setminus A] \right. \\
&\quad \left. \otimes \mathcal{N}[A, B(F \cup F'), R] \right), \tag{83}
\end{aligned}$$

where the first equality follows from Eq. (75) and Eq. (79). The second equality follows from Eq. (82). In the last equality, we have used

$$\Pr(F) = \sum_{\omega \in \Omega_F} \Pr(F, \omega), \text{ and } \mathcal{N} := \frac{1}{\Pr(F)} \sum_{\omega \in \Omega_F} \Pr(F, \omega) \mathcal{N}_\omega \tag{84}$$

We will now convert the distributions that are over blocks in Eq. (83), i.e., $\Pr(F)$ and $\Pr(F' | F)$ to distributions over qubit systems. For $\Pr(F)$, $F \subseteq \{(i, j) | i \in [h], j \in [2^{r-r'}]\}$, we define a corresponding probability distribution on the quantum system B as follows:

For any $G \subseteq B$, $\Pr(G) = \Pr(F)$ if $G = B(F)$ for some $F \subseteq \{(i, j) | i \in [h], j \in [2^{r-r'}]\}$, else $\Pr(G) = 0$.

Similarly, for $\Pr(F' | F)$, $F' \subseteq F^C$, we define the corresponding conditional probability distribution on the set $B \setminus G$, where $G = B(F)$ for some $F \subseteq \{(i, j) | i \in [h], j \in [2^{r-r'}]\}$ as follows:

For any $G' \subseteq B \setminus G$, $\Pr(G' | G) = \Pr(F' | F)$ if $G' = B(F')$ for some $F' \subseteq F^C$ or else $\Pr(G' | G) = 0$.

We rewrite Eq. (83) as

$$\mathcal{V}' = \sum_{G \subseteq B} \sum_{G' \subseteq B \setminus G} \sum_{A \subseteq B \setminus (A \cup A')} \Pr(G) \Pr(G') \Pr(A) \left(\mathcal{I}[B \setminus (G \cup G' \cup A)] \otimes \mathcal{N}[A, G, G', R] \right). \tag{85}$$

From Eq. (85), we get the expression of \mathcal{V}' as a convex combination of arbitrary channels acting on subsets of $m_r h$ qubit system B as in Eq. (26). In order to show that \mathcal{V}' is locally stochastic, it remains to analyze the probability distribution. More precisely, it remains to show that $P(T \subseteq G \cup G' \cup A) \leq (\kappa_1 \delta)^{\kappa_2 |T|}$ for some constants $\kappa_1, \kappa_2 > 0$.

For any $T \subseteq B$, we define the following set

$$\overline{T} := \{(i, j) | i \in [h], j \in [2^{r-r'}], \text{ and } T \cap B(i, j) \neq \emptyset\}. \tag{86}$$

Note that $T \subseteq G$ if and only $\overline{T} \subseteq F$ and $|\overline{T}| \geq \frac{|T|}{m_{r'}}$. By choosing a \bar{r} in Lemma 30, such that $\bar{\delta} \leq b\delta$, we have

$$\Pr(T \subseteq G) = \Pr(\overline{T} \subseteq F) \leq (b\delta)^{|\overline{T}|} = (b\delta)^{\frac{|T|}{m_{r'}}}, \tag{87}$$

where the inequality uses Eq. (72). Similarly, using Eq. (78), we can show that for any $T \subseteq B \setminus G$, we have

$$\Pr(T \subseteq G') = (b\delta)^{\frac{|T|}{m_{r'}}}. \quad (88)$$

Therefore, for any $T \subseteq B$

$$\begin{aligned} \Pr(T \subseteq G \cup G') &= \sum_{T_1 \subseteq T} \Pr(T_1 \subseteq G) \Pr(T \setminus T_1 \subseteq G') \\ &\leq (2b\delta)^{\frac{|T|}{m_{r'}}}. \end{aligned} \quad (89)$$

Similarly, from Eq. (81) and Eq. (89), and using $\delta' = \lambda'_{r'}\delta$, it follows that

$$\Pr(T \subseteq G \cup G' \cup A) \leq (\kappa_1\delta)^{\kappa_2|T|}, \quad (90)$$

where $\kappa_1 = 2b + \lambda'_{r'}$, and $\kappa_2 := \frac{1}{m_{r'}}$. Note that since r' is fixed, κ_1, κ_2 are constants not depending on r . Finally, from Eq. (85) and Eq. (90), it follows that \mathcal{V}' is a local stochastic channel with parameter $(\kappa_1\delta)^{\kappa_2}$ with respect to system B . \square

4.7 Construction of the interface for Lemma 30

We will first construct the decoding interface $\Xi_{r,r-1}^{[h]}$, which maps h copies of \mathcal{C}_r into $2h$ copies of \mathcal{C}_{r-1} . We will then obtain $\Xi_{r,r'}^{[h]}$ by decreasing the encoding level one by one from r to r' . We construct the interface $\Xi_{r,r-1}^{[h]}$ in several steps, using the interface $\Gamma_{r,r-1}$ from Lemma 25. During each step, we apply $\Gamma_{r,r-1}$ on a fraction of the total blocks of \mathcal{C}_r , mapping these blocks to twice as many blocks of \mathcal{C}_{r-1} . In parallel, we apply the appropriate error correction circuits on the remaining blocks of \mathcal{C}_r and on the blocks of \mathcal{C}_{r-1} created in earlier steps.

We consider the interface $\Gamma_{r,r-1}$ from Lemma 25. We have that $\Gamma_{r,r-1}$ operates on $\theta m_r p_1(m_r)$ qubits.

As the total number of blocks is increasing as we decrease the encoding, we will denote by $h^{(r')}$ the total number of blocks of $\mathcal{C}_{r'}$ at layer $r' \leq r'' \leq r$ that correspond to the input of $\Xi_{r'',r''-1}^{[h^{(r'')}]}$. We start with $h^{(r)} = h$ blocks of \mathcal{C}_r . Since $\Xi_{r'',r''-1}^{[h^{(r'')}]}$ maps $h^{(r')}$ blocks of $\mathcal{C}_{r'}$ into $2h^{(r')}$ blocks of $\mathcal{C}_{r'-1}$, we have $h^{(r'')} = 2^{r-r''}h$.

We construct the circuit $\Xi_{r,r-1}^{[h^{(r)}]}$ in several steps. In the first step, we apply the following two operations in parallel on the h blocks of n_r qubits, labelled by $i \in [h^{(r)}]$

- (a) Consider $h_r < h^{(r)}$ such that

$$h_r = \left\lceil \frac{h^{(r)}}{\theta p_1(m_r)} \right\rceil. \quad (91)$$

We apply $\Gamma_{r,r-1}$ on blocks of \mathcal{C}_r corresponding to $i = 1, \dots, h_r$. We denote by $\Gamma_{r,r-1}^i$, the i^{th} copy of $\Gamma_{r,r-1}$.

- (b) On the remaining blocks $i = h_r + 1, \dots, h^{(r)}$, we apply s error correction steps, i.e. $\Phi_{\text{EC}^{r,s}}$ from Eq. (50). Since the depth of $\Gamma_{r,r-1}$ is upper bounded by $dp_2(m_r)$ (from Lemma 25 and using $k = m_r$), we have $s = dp_2(m_r)$. We denote by $\Phi_{\text{EC}^{r,s}}^i$, the i^{th} copy of $\Phi_{\text{EC}^{r,s}}$.

The output of $\Gamma_{r,r-1}$ corresponds to two blocks of $\mathcal{C}_{r,r-1}$. We label the output blocks of $\Gamma_{r,r-1}^i$ by (i, j_1) , where $j_1 \in \{0, 1\}$. The quantum circuit corresponding to (a) and (b) is given by (here tensor product between two quantum circuits represents their parallel realization)

$$\Psi_{r,1}^{[h^{(r)}]} := (\otimes_{i \in [h_r]} \Gamma_{r,r-1}^i) \bigotimes (\otimes_{i \in [h_r+1:h^{(r)}]} \Phi_{\text{EC}^{r,s}}^i) \quad (92)$$

In the second step, we apply the following operations on the output systems of $\Psi_{r,1}^{[h^{(r)}]}$

- (a') We apply $\Gamma_{r,r-1}$ on blocks of \mathcal{C}_r corresponding to $i \in [h_r : 2h_r] = h_r + 1, \dots, 2h_r$.
- (b') We apply $\Phi_{\text{EC}^{r-1,s}}$ on the blocks of \mathcal{C}_{r-1} corresponding to $(i, j_1), i \in [h_r], j_1 \in \{0, 1\}$, and $\Phi_{\text{EC}^{r,s}}$ on the blocks of \mathcal{C}_r corresponding to $i \in [2h_r : h^{(r)}]$.

Then, the circuit corresponding to (a') and (b') is given by,

$$\Psi_{r,2}^{[h^{(r)}]} := (\otimes_{i \in [h_r], j_1 \in \{0,1\}} \Phi_{\text{EC}^{r-1,s}}^{i,j_1}) \bigotimes (\otimes_{i \in [h_r:2h_r]} \Gamma_{r,r-1}^i) \bigotimes (\otimes_{i \in [2h_r:h^{(r)}]} \Phi_{\text{EC}^{r,s}}^i) \quad (93)$$

We continue in the above fashion until the interface $\Gamma_{r,r-1}^i$ has been applied on all the $h^{(r)}$ blocks of \mathcal{C}_r . In particular, we keep applying $\Psi_{r,l}^{[h^{(r)}]}$ for any $1 \leq l \leq \lceil \frac{h}{h_r} \rceil$, where $\Psi_{r,l}$ applies $\Phi_{\text{EC}^{r-1,s}}^{i,j_1}$ on blocks of \mathcal{C}_{r-1} corresponding to $i \in [(l-1)h_r]$, $\Gamma_{r,r-1}^i$ on blocks of \mathcal{C}_r corresponding to $i \in [lh_r : (l+1)h_r]$, and $\Phi_{\text{EC}^{r,s}}^{i,j_1}$ on blocks of \mathcal{C}_r corresponding to $[(l+1)h_r : h^{(r)}]$, where $s = \text{poly}(m_r)$, that is,

$$\Psi_{r,l}^{[h^{(r)}]} := (\otimes_{i \in [(l-1)h_r], j_1 \in \{0,1\}} \Phi_{\text{EC}^{r-1,s}}^{i,j_1}) \bigotimes (\otimes_{i \in [(l-1)h_r:lh_r]} \Gamma_{r,r-1}^i) \bigotimes (\otimes_{i \in [lh_r:h^{(r)}]} \Phi_{\text{EC}^{r,s}}^i). \quad (94)$$

We now define the interface $\Xi_{r,r-1}^{[h^{(r)}]}$ as follows (here the composition $\Phi_2 \circ \Phi_1$ means that Φ_1 is applied first and Φ_2 is applied to its output, assuming the output systems of Φ_1 match the input systems of Φ_2)

$$\Xi_{r,r-1}^{[h^{(r)}]} := \Psi_{r, \lceil \frac{h^{(r)}}{h_r} \rceil}^{[h^{(r)}]} \circ \dots \circ \Psi_{r,l}^{[h^{(r)}]} \circ \dots \circ \Psi_{r,2}^{[h^{(r)}]} \circ \Psi_{r,1}^{[h^{(r)}]}. \quad (95)$$

The output of $\Xi_{r,r-1}^h$ corresponds to $h^{(r-1)} = 2h^{(r)}$ blocks of \mathcal{C}_{r-1} labelled by $(i, j_1), i \in [h^{(r)}], j_1 \in \{0, 1\}$. On these blocks, we apply $\Xi_{r-1,r-2}^{[h^{(r-1)}]}$, whose output corresponds to $h^{(r-2)} = 2^2h^{(r)}$ blocks of \mathcal{C}_{r-2} labelled by $(i, j_1, j_2), i \in [h^{(r)}], j_1, j_2 \in \{0, 1\}$. Subsequently on $(i, j_1, j_2), i \in [h^{(r)}], j_1, j_2 \in \{0, 1\}$, we apply $\Xi_{r-2,r-3}^{[h^{(r-2)}]}$. To define $\Xi_{r,r'}^{[h]}$, we continue doing this until we have $h^{(r')} = 2^{r-r'}h^{(r)}$ blocks of $\mathcal{C}_{r'}$, that is,

$$\Xi_{r,r'}^{[h^{(r)}]} = \Xi_{r'+1,r'}^{[h^{(r'+1)}]} \circ \dots \circ \Xi_{r'',r''-1}^{[h^{(r'')}]} \circ \dots \circ \Xi_{r-1,r-2}^{[h^{(r-1)}]} \circ \Xi_{r,r-1}^{[h^{(r)}]}. \quad (96)$$

Note that for any $r' < r'' \leq r$, the corresponding $\Xi_{r'',r''-1}^{[h^{(r'')}]}$ as,

$$\Xi_{r'',r''-1}^{[h^{(r'')}]} = \Psi_{r'', \left\lceil \frac{h^{(r'')}}{h_{r''}} \right\rceil}^{[h^{(r'')}]} \circ \dots \circ \Psi_{r'',l}^{[h^{(r'')}]} \circ \dots \circ \Psi_{r'',2}^{[h^{(r'')}]} \circ \Psi_{r'',1}^{[h^{(r'')}]} \quad (97)$$

where for any $\Psi_{r'',l}$, $l \leq \left\lceil \frac{2^{r-r''}h}{h_{r''}} \right\rceil$, the number of blocks on which $\Gamma_{r'',r''-1}$ is applied in parallel is given by,

$$h_{r''} = \left\lceil \frac{h^{(r'')}}{\theta p_1(m_{r''})} \right\rceil. \quad (98)$$

We note that the fraction of qubits on which $\Gamma_{r'',r''-1}$ is applied in parallel for $\Psi_{r'',l}$, that is, $\frac{h_{r''}}{h^{(r'')}} \propto \frac{1}{p_1(m_{r''})}$, increases with decreasing r'' (see also Fig. 3). This implies that the depth of the circuit $\Xi_{r'',r''-1}^{[h^{(r'')}]}$, which is determined by $\frac{h^{(r'')}}{h_{r''}}$, decreases as r'' is reduced from r to r' . Therefore, the logical information is decoded faster from an encoding layer r'' to the layer below it for smaller values of r'' .

For $\Xi_{r-y,r-y-1}^{[h^{(r-y)}]}$, where $y < r - r'$, its input corresponds to $h^{(r-y)} = 2^y h^{(r)}$ blocks of \mathcal{C}_{r-y} , which are labelled by $(i, j_1, j_2, \dots, j_y)$, $i \in [h^{(r)}]$, $j_1, j_2, \dots, j_y \in \{0, 1\}$, and its output corresponds to $h^{(r-y-1)} = 2^{(y+1)} h^{(r)}$ blocks of \mathcal{C}_{r-y-1} , labelled by $(i, j_1, j_2, \dots, j_y, j_{y+1})$, $i \in [h^{(r)}]$, $j_1, j_2, \dots, j_y, j_{y+1} \in \{0, 1\}$.

Remark 31. To connect with the statement of Lemma 30, we denote the output of $\Xi_{r,r'}^{[h]}$ by (i, j) , $i \in [h]$, $j \in [2^{r-r'}]$, where (i, j) is the block corresponding to $(i, j_1, j_2, \dots, j_{r-r'})$, with $j - 1$ being the decimal representation of binary string $j_1, j_2, \dots, j_{r-r'}$ (j_1 being the least significant bit), that is,

$$j - 1 = \sum_{y=1}^{r-r'} 2^{y-1} j_y. \quad (99)$$

Counting qubits in the interface $\Xi_{r,r'}^{[h]}$: In this paragraph, we will show that the circuit $\Xi_{r,r'}^{[h]}$, described above operates on fewer than $\theta p(m_r)m_r + \theta' m_r h$ qubits for some constants $\theta, \theta' > 0$ and a polynomial $p(\cdot)$.

Recall that the circuit $\Xi_{r,r'}^{[h]}$ is constructed using the interface $\Gamma_{r'',r''-1}$ given in Lemma 25 for $r'' = r, r-1, \dots, r'+1$ and the error correction circuit $\Phi_{\text{EC}^{r'',s}}$ where $r'' = r, r-1, \dots, r'$. The error correction circuit has a constant overhead with respect to its input size. Although $\Gamma_{r'',r''-1}$ does not have a constant qubit overhead with respect to its input, since $\Gamma_{r'',r''-1}$ is applied on only a few blocks in parallel, the overall contribution of $\Gamma_{r'',r''-1}$'s to the overhead is negligible. This is explicitly shown in the following.

Consider r'' such that $r'' = r, r-1, \dots, r'+1$ and the circuit $\Xi_{r'',r''-1}^{[h^{(r'')}]}$ according to Eq. (97)- (98). It suffices to show that $\Psi_{r'',l}$ from Eq. (97) for any $l \leq \left\lceil \frac{h^{(r'')}}{h_{r''}} \right\rceil$ operates on $O(hm_r)$ qubits. The input of $\Psi_{r'',l}$ is given by the following sets,

- (1) A set of $2(l-1)h_{r''}$ blocks, each containing $n_{r''-1}$ qubits. These blocks correspond to the set of $(l-1)h_{r''}$ blocks of size $n_{r''}$ on which $\Gamma_{r,r-1}$ has been applied during $\Psi_{r'',l'}$, $l' < l$.
- (2) A set of $h^{(r'')} - (l-1)h_{r''}$ blocks, each containing $n_{r''}$ qubits.

Moreover, during $\Psi_{r'',l}^{[h^{(r'')}]}$, the following operations are applied in parallel

- (a) $\Gamma_{r'',r''-1}$ is applied on the first $h_{r''}$ blocks of $n_{r''}$ qubits.

- (b) For $s = O(\text{poly}(m_{r''}))$, error correction steps $\Phi_{\text{EC}^{r''-1,s}}$ are applied on $2(l-1)h_{r''}$ blocks of $n_{r''-1}$ qubits, and on the remaining $2^{r-r''}h - lh_{r''}$ blocks of $n_{r''}$ qubits, error correction steps $\Phi_{\text{EC}^{r'',s}}$ are applied.

Error correction circuits $\Phi_{\text{EC}^{(r''-1,s)}}$ and $\Phi_{\text{EC}^{r'',s}}$ operate on $\theta_1 m_{r''-1}$ and $\theta_1 m_{r''}$ qubits for some constant $\theta_1 > 0$ (see also Def. 22). Therefore, the total number of qubits corresponding to the blocks on which $\Phi_{\text{EC}^{(r''-1,s)}}$ and $\Phi_{\text{EC}^{r'',s}}$ is applied is given by,

$$\begin{aligned} \eta_1 &:= 2(l-1)h_{r''} \beta m_{r''-1} + (h^{(r'')} - lh_{r''})\theta_1 m_{r''} \\ &= ((l-1)h_{r''} + 2^{r-r''}h - lh_{r''})\theta_1 m_{r''} \\ &\leq \theta_1 h 2^{r-r''} m_{r''} \\ &\leq \theta_1 h m_r \end{aligned} \tag{100}$$

where in the second line, we have used $m_{r''} = 2m_{r''-1}$, and in the last line $m_r = 2^{r-r''}m_{r''}$.

From Lemma 25, we have that $\Gamma_{r'',r''-1}$ operates on fewer than $\theta p_1(m_{r''})m_{r''}$ qubits, the total number of qubits corresponding to $h_{r''}$ blocks on which $\Gamma_{r,r-1}$ is applied is given by,

$$\begin{aligned} \eta_2 &:= h_{r''}\theta p_1(m_{r''})m_{r''} \\ &= \left\lceil \frac{h^{(r'')}}{\theta p_1(m_{r''})} \right\rceil \theta p_1(m_{r''})m_{r''} \\ &\leq \left(\frac{2^{r-r''}h}{\theta p_1(m_{r''})} + 1 \right) \theta p_1(m_{r''})m_{r''} \\ &\leq \theta m_r h + \theta p_1(m_r)m_r \end{aligned} \tag{101}$$

where for the first equality, we have used Eq. (98), for the first inequality, we have used $h^{(r'')} = 2^{r-r''}h$, and the second inequality, we have used $m_r = 2^{r-r''}m_{r''}$. Finally, from Eq. (100) and Eq. (101), the quantum circuit $\Psi_{r'',l}$ operates on fewer than $\theta p_1(m_r)m_r + \theta' h m_r$ qubits, where $\theta' = \theta + \theta_1$.

Effective interface: Using the fact that the interface $\Xi_{r'',r''-1}^{[h^{(r'')}]}$ is a tensor product of quantum circuits applied across the $h^{(r'')}$ blocks of $\mathcal{C}_{r''}$, we can define an effective interface circuit for each block $i \in [h^{(r'')}]$. More precisely, the effective interface circuit corresponding to a block $i \in [h^{(r'')}]$ is the circuit in the tensor product that acts on the i th block. Although the effective interface circuit is different for each block, they have the same structure which corresponds to sandwiching the interface circuit $\Gamma_{r'',r''-1}$ by a error correction circuit $\Phi_{\text{EC}^{r'',s'_1}}$ from the right and the error correction circuit $\Phi_{\text{EC}^{r''-1,s'_2}}$ from the left. Here s'_1, s'_2 can vary depending on the position of block $i \in [h^{(r'')}]$ but they are in $O(\text{poly}(m_{r''}))$. We then obtain the effective interface for $\Xi_{r,r'}^{[h^{(r'')}]}$ by appropriately composing the effective interface circuits corresponding to $\Xi_{r'',r''-1}^{[h^{(r'')}]}$, $r < r'' \leq r$. The effective interface will be very helpful in error analysis of the interface $\Xi_{r,r'}^{[h^{(r)}]}$ in Section 5 as it allows to analyze each of the blocks $i \in [h]$ separately. We explain this now in more detail.

Consider the interface $\Xi_{r'',r''-1}^{[h(r'')}]$ from Eq. (98) applied on $h^{(r'')}$ blocks of $\mathcal{C}_{r''}$. By construction, $\Xi_{r'',r''-1}^{[h(r'')}]$ is a composition of quantum circuits $\Psi_{r'',l}^{[h(r'')}]$, $l = 1, 2, \dots, \lceil \frac{h(r'')}{h_r} \rceil$ as given in Eq. (97). Moreover, the quantum circuit $\Psi_{r'',l}^{[h(r'')}]$ is a tensor product across h blocks, applying either $\Phi_{\text{EC}^{r'',s'_1}}^{[h(r'')}]$ or $\Gamma_{r'',r''-1}$ or on any block of $\mathcal{C}_{r''}$, and $\Phi_{\text{EC}^{r''-1,s'_2}}^{[h(r'')}]$ on any block of $\mathcal{C}_{r''-1}$, where s'_1, s'_2 may vary as a function of i , however, they are in $O(\text{poly}(m_r))$ for any $i \in [h^{(r'')}]$. In other words, for any $i \in [h^{(r'')}]$, interface $\Gamma_{r'',r''-1}$ is applied on i^{th} block of $\mathcal{C}_{r''}$ during $\Psi_{r'',l_i}^{[h(r'')}]$ for some $l_i \leq \lceil \frac{h(r'')}{h_r} \rceil$. For all $l < l_i$, $\Phi_{\text{EC}^{r'',s'_1}}^{[h(r'')}]$ is applied on it and for all $l > l_i$, the error correction circuit $\Phi_{\text{EC}^{r''-1,s'_2}}^{i,j}$ is applied on all the blocks $(i, j_1), j_1 \in \{0, 1\}$ of $\mathcal{C}_{r''-1}$.

Therefore, for any $i \in [h^{(r'')}]$, the following effective circuit acts on the i^{th} block during $\Xi_{r'',r''-1}^{[h(r'')}]$

$$\bar{\Gamma}_{r'',r''-1} := (\otimes_{j_1 \in \{0,1\}} \Phi_{\text{EC}^{r''-1,s'_2}}^{i,j_1}) \circ \Gamma_{r'',r''-1}^i \circ \Phi_{\text{EC}^{r'',s'_1}}^i, \quad (102)$$

where $s'_1, s'_2 = O(\text{poly}(m_{r''}))$. Note that the interface circuit $\Gamma_{r'',r''-1}^i$ itself applies a $s_1, s_2 = O(\text{poly}(m_{r''}))$ error correction steps on the input and output, respectively (see also Fig. 4). Therefore, we absorb s'_1, s'_2 error correction circuits in $\Gamma_{r'',r''-1}$, and simply replace the effective circuit $\bar{\Gamma}_{r'',r''-1}$ by $\Gamma_{r'',r''-1}$.

By composing the circuits $\Gamma_{r'',r''-1} \equiv \bar{\Gamma}_{r'',r''-1}$, $r' < r'' \leq r$, we have that the following effective circuit is applied on a block $i \in [h^{(r)}]$ during the execution of $\Xi_{r,r'}^{[h^{(r)}]}$

$$\bar{\Xi}_{r,r'}^i := (\otimes_{j_1, \dots, j_{r-r'-1} \in \{0,1\}} \Gamma_{r'+1,r'}^{i,j_1, \dots, j_{r-r'-1}}) \circ \dots \circ (\otimes_{j_1 \in \{0,1\}} \Gamma_{r-1,r-2}^{i,j_1}) \circ \Gamma_{r,r-1}^i. \quad (103)$$

Finally, we can write the interface circuit $\Xi_{r,r'}^{[h^{(r)}]}$ as a tensor product of the effective interface circuits

$$\Xi_{r,r'}^{[h^{(r)}]} = \otimes_{i \in [h^{(r)}]} \bar{\Xi}_{r,r'}^i. \quad (104)$$

5 Error analysis of decoding interfaces

In this section, we show that Lemma 30 holds for the quantum circuit $\Xi_{r,r'}^{[h]}$ described in Section 4.7. Recall that the number of qubits in $\Xi_{r,r'}^{[h]}$ has already shown to be upper bounded as required in Lemma 30 in Section 4.7. Therefore, we only need to show that Eq. (70)-(72) hold.

To do so, we provide an error analysis of the effective interface circuit $\bar{\Xi}_{r,r'}^i$ from Eq. (103) under circuit-level stochastic noise. Using our error analysis of $\bar{\Xi}_{r,r'}^i$ and tensor product structure of $\Xi_{r,r'}^{[h]}$ in terms of $\bar{\Xi}_{r,r'}^i$ given in Eq. (104), it follows that Lemma 30 holds for $\Xi_{r,r'}^{[h]}$.

The main statement regarding the error analysis of $\bar{\Xi}_{r,r'}^i$ is given as Lemma 32 in Section 5.1, and its proof is done in Sections 5.2, 5.3 and 5.4.

5.1 Error analysis of the effective interface

We recall that $\Xi_{r,r'}^i$ outputs $2^{r-r'}$ blocks of $\mathcal{C}_{r'}$, denoted by pairs $(i, j), j \in [2^{r-r'}]$. For any $(i, j), j \in [2^{r-r'}]$, we will equivalently denote it by $(i, j_1, j_2, \dots, j_{r-r'})$, where $j_1, j_2, \dots, j_{r-r'} \in \{0, 1\}$ as in Remark 31.

In Lemma 32 we show that the noisy version of the effective interface $\Xi_{r,r'}^i$ maps a code block of \mathcal{C}_r with a low weight error on top to $2^{r-r'}$ code blocks of $\mathcal{C}_{r'}$. Some of the output blocks are erroneous (i.e. arbitrary error channels are applied on them); the remaining blocks are affected only by a low-weight error. Importantly, the probability that a subset $T \subseteq [2^{r-r'}]$ of blocks is erroneous decreases exponentially with its size $|T|$. Due to Eq. (104), Lemma 32 is a special case of Lemma 30 for $h = 1$. For $h > 1$, Lemma 30 can be obtained by iteratively applying Lemma 32 in an analogous fashion to Corollary 28.

Lemma 32. *There exists a constant $\mu > 0$ and a threshold value $\delta_{th} > 0$, such that the following holds:*

Consider circuit-level noise with parameter $\delta < \delta_{th}$. Let $\mathcal{N} : \mathbf{L}((\mathbb{C}^2)^{\otimes n_r} \otimes R) \rightarrow \mathbf{L}((\mathbb{C}^2)^{\otimes n_r} \otimes R)$ with R being a reference system R , be a channel with weight μn_r with respect to n_r qubits in its input. Then, for any target error rate $\bar{\delta} > 0$, there exists a decreasing function¹² $\bar{r}(\bar{\delta}) > 0$, such for any $r > r' \geq \bar{r}$, the following holds:

The noisy realization $\tilde{\mathcal{T}}_{\Xi_{r,r'}^i}$ of the effective interface $\Xi_{r,r'}^i$ satisfies,

$$(\tilde{\mathcal{T}}_{\Xi_{r,r'}^i} \otimes \mathcal{I}[R]) \circ \mathcal{N} \circ (\mathcal{E}_r^i \otimes \mathcal{I}[R]) = \sum_{F \subseteq \{(i,j) | j \in [2^{r-r'}]\}} \sum_{\omega \in \Omega_F} \Pr(F, \omega) \mathcal{T}_{F, \omega}, \quad (105)$$

where Ω_F is a finite set and

$$\mathcal{T}_{F, \omega} = \left(\left(\bigotimes_{j \in [2^{r-r'}] \setminus F} \mathcal{T}_{n_{r'}}^{i,j} \right) \otimes \mathcal{Z}_{F, \omega} \right) \circ \mathcal{N}_{F, \omega} \circ \left(\left(\bigotimes_{j \in [2^{r-r'}] \setminus F} \mathcal{E}_{r'}^{i,j} \right) \otimes \mathcal{E}_{F, \omega} \otimes \mathcal{I}[R] \right), \quad (106)$$

with $\mathcal{E}_{F, \omega}$ being a quantum channel from $m_{r'}|F|$ qubit input to a larger system, and $\mathcal{Z}_{F, \omega}$ being an arbitrary channel from this larger system to $m_{r'}|F|$ qubits. $\mathcal{N}_{F, \omega}$ is a local stochastic channel with weight $\mu n_{r'}$ with respect to each block of n_r qubit corresponding to $(i, j) \notin F$.

Finally, $\Pr(F) = \sum_{\omega \in \Omega_F} \Pr(F, \omega)$ is such that for any $T \subseteq \{(i, j) | j \in [2^{r-r'}]\}$, we have

$$\Pr(T \subseteq F) \leq (2\bar{\delta})^{|T|}. \quad (107)$$

5.2 Doubly-exponential decrease of error probability of the partial interface

We consider the error probability τ_r corresponding to the partial interface $\Gamma_{r,r'}$ from Lemma 25, with $r' = r - 1$. For Lemma 32, the choice of \bar{r} is made according to Lemma 33. Note from Eq. (108) that the error probability decreases doubly exponentially with respect to $r - \bar{r}$ for $r \geq \bar{r}$. This scaling of the error probability will be important for the proof of Lemma 32 given in Sections 5.3 and 5.4.

¹²i.e., for larger target error $\bar{\delta}$, the level of protection \bar{r} is smaller.

Lemma 33. Consider the threshold value $\delta_{th} > 0$ and the error probability τ_r from Lemma 25. Then, for any $\delta < \delta_{th}$ and any $\bar{\delta} > 0$, there exists an $\bar{r}(\delta, \bar{\delta}) > 0$, which is an increasing function of δ and decreasing function of $\bar{\delta}$ such that the following holds for all $r > \bar{r}$

$$\tau_r \leq \bar{\delta}^{2^{r-\bar{r}}}. \quad (108)$$

Proof. From Corollary 28, the probability τ_r is upper bounded as follows

$$\tau_r \leq \lambda p_3(m_{r-1})(c\delta)^{c' m_{r-1}}. \quad (109)$$

Thus, for some constants $\lambda' > 0$, we have

$$\tau_r \leq \lambda m_{r-1}^{\lambda'} (c\delta)^{c' m_{r-1}} \quad (110)$$

For any given $\bar{\delta} > 0$, we consider the smallest $\bar{r} \geq 3$, such that

$$\lambda_1 m_{\bar{r}-1}^{\lambda_2} (c\delta)^{c' m_{\bar{r}-1}} \leq \bar{\delta}. \quad (111)$$

Note that, for any fixed δ , the value of $\bar{r}(\delta, \bar{\delta})$ increases as $\bar{\delta}$ decreases. Moreover, for any fixed $\bar{\delta}$, the value of $\bar{r}(\delta, \bar{\delta})$ decreases as δ decreases.

Consider $r \geq \bar{r}$. Then, we have for $r > \bar{r}$

$$\begin{aligned} \tau_r &\leq \lambda_1 m_{r-1}^{\lambda_2} (c\delta)^{m_{r-1}} \\ &= \lambda_1 (2^{r-\bar{r}} m_{\bar{r}-1})^{\lambda_2} (c\delta)^{c' 2^{r-\bar{r}} m_{\bar{r}-1}} \\ &< (\lambda_1 m_{\bar{r}-1}^{\lambda_2} (c\delta)^{c' m_{\bar{r}-1}})^{2^{r-\bar{r}}} \\ &\leq \bar{\delta}^{2^{r-\bar{r}}}, \end{aligned} \quad (112)$$

where in the first equality, we have used $m_{r-1} = 2^{r-\bar{r}} m_{\bar{r}-1}$ and in the second inequality, we have used $2^{r-\bar{r}} m_{\bar{r}-1} < (m_{\bar{r}-1})^{2^{r-\bar{r}}}$ as $m_{\bar{r}-1} \geq 2$ when $\bar{r} \geq 3$ (see the property of \mathcal{C}_r stated in Eq. (43)). The last inequality follows from Eq. (111). \square

5.3 Block error pattern: error analysis of the effective interface

In this section, we introduce a notion of block error pattern, as a tool in the error analysis of the effective circuit $\Xi_{r,r'}^i$. This notion will play a crucial role in the proof of Lemma 32.

We have the following for the left hand side of Eq. (105) using Eq. (103)

$$\begin{aligned} &(\tilde{\mathcal{T}}_{\Xi_{r,r'}^i} \otimes \mathcal{I}[R]) \circ \mathcal{N} \circ (\mathcal{E}_r^i \otimes \mathcal{I}[R]) \\ &= \left(((\otimes_{j_1, \dots, j_{r-r'-1} \in \{0,1\}} \tilde{\mathcal{T}}_{\Gamma_{r'+1, r'}^{i, j_1, \dots, j_{r-r'-1}}}) \circ \dots \circ (\otimes_{j_1 \in \{0,1\}} \tilde{\mathcal{T}}_{\Gamma_{r-1, r-2}^{i, j_1}}) \circ \tilde{\mathcal{T}}_{\Gamma_{r, r-1}^i}) \otimes \mathcal{I}[R] \right) \circ \mathcal{N} \circ (\mathcal{E}_r \otimes \mathcal{I}[R]), \end{aligned} \quad (113)$$

To evaluate the right hand side of Eq. (113), we will apply Corollary 28 many times in sequence; thereby, decreasing the encoding level of the ideal encoder as well as removing the noisy interface one by one.

From Lemma 25, we have

$$\begin{aligned} & (\tilde{\mathcal{T}}_{\Gamma_{r,r-1}}^i \otimes \mathcal{I}[R]) \circ \mathcal{N} \circ (\mathcal{E}_r^i \otimes \mathcal{I}[R]) \\ &= (1 - \tau_r) \mathcal{N}^{(1)} \circ (\otimes_{j_1 \in \{0,1\}} \mathcal{E}_{r-1}^{i,j_1} \otimes \mathcal{I}[R]) + \tau_r (\mathcal{Z}_{r \rightarrow r-1}^i \otimes \mathcal{I}[R]) \circ \mathcal{N} \circ (\mathcal{E}_r^i \otimes \mathcal{I}[R]), \end{aligned} \quad (114)$$

where $\mathcal{N}^{(1)}$ is a channel with weight μn_{r-1} with respect to each n_{r-1} qubit system (i, j_1) , $j_1 \in \{0, 1\}$ and $\mathcal{Z}_{r \rightarrow r-1}^i$ is an arbitrary channel.

We note that in the second term on the right hand side of Eq. (114), the logical information encoded in \mathcal{C}_r is corrupted by an arbitrary error channel $\mathcal{Z}_{r \rightarrow r-1}^i$. In this event, we can not further apply Corollary 28 as the weight of the effective channel $(\mathcal{Z}_{r \rightarrow r-1}^i \otimes \mathcal{I}[R]) \circ \mathcal{N}$ is not controlled, and therefore, absorb the remaining interfaces in $\mathcal{Z}_{r \rightarrow r-1}^i$ leading to an overall error

$$\mathcal{Z}_{r \rightarrow r'}^i := ((\otimes_{j_1, \dots, j_{r-r'-1} \in \{0,1\}} \tilde{\mathcal{T}}_{\Gamma_{r'+1, r'}}^{i, j_1, \dots, j_{r-r'-1}}) \circ \dots \circ (\otimes_{j_1 \in \{0,1\}} \tilde{\mathcal{T}}_{\Gamma_{r-1, r-2}}^{i, j_1}) \circ \mathcal{Z}_{r \rightarrow r-1}^i). \quad (115)$$

On the first term on the right hand side of Eq. (114), the logical information encoded in \mathcal{C}_r is successfully decoded into two blocks of \mathcal{C}_{r-1} , where we may further apply Corollary 28 as follows:

$$\begin{aligned} & ((\otimes_{j_1 \in \{0,1\}} \tilde{\mathcal{T}}_{\Gamma_{r-1, r-2}}^{i, j_1}) \otimes \mathcal{I}[R]) \circ \mathcal{N}^{(1)} \circ (\otimes_{j_1 \in \{0,1\}} \mathcal{E}_{r-1}^{i, j_1} \otimes \mathcal{I}[R]) \\ &= \sum_{F_1 \subseteq \{(i, j_1) | j_1 \in \{0,1\}\}} (1 - \tau_{r-1})^{2-|F_1|} \tau_{r-1}^{|F_1|} \left((\otimes_{\substack{(i, j_1) \notin F_1, \\ j_2 \in \{0,1\}}} \mathcal{I}_{n_{r-2}}^{i, j_1, j_2}) \otimes (\otimes_{(i, j_1) \in F_1} \mathcal{Z}_{r-1 \rightarrow r-2}^{i, j_1}) \right) \\ & \quad \circ \mathcal{N}_{F_1} \circ \left((\otimes_{\substack{(i, j_1) \notin F_1, \\ j_2 \in \{0,1\}}} \mathcal{E}_{r-2}^{i, j_1, j_2}) \otimes (\otimes_{(i, j_1) \in F_1} \mathcal{E}_{r-1}^{i, j_1}) \otimes \mathcal{I}[R] \right), \end{aligned} \quad (116)$$

where \mathcal{N}_{F_1} is a quantum channel with weight μn_{r-2} with respect to each n_{r-2} qubit system labelled by $(i, j_1) \notin F_1$ and $\mathcal{Z}_{r-1 \rightarrow r-2}^{i, j_1}$ is an arbitrary channel applied on the output of $\mathcal{E}_{r-1}^{i, j_1}$. The logical information corresponding to $\mathcal{E}_{r-1}^{i, j_1}$, $(i, j_1) \in F_1$ is corrupted by an arbitrary error channel $\mathcal{Z}_{r-1 \rightarrow r-2}^{i, j_1}$, and on these blocks, we absorb the remaining interfaces leading to the following overall error

$$\mathcal{Z}_{r-1 \rightarrow r'}^{i, j_1} := \left((\otimes_{j_2, \dots, j_{r-r'-1} \in \{0,1\}} \tilde{\mathcal{T}}_{\Gamma_{r'+1, r'}}^{i, j_1, \dots, j_{r-r'-1}}) \circ \dots \circ (\otimes_{j_2 \in \{0,1\}} \tilde{\mathcal{T}}_{\Gamma_{r-2, r-3}}^{i, j_1, j_2}) \circ \mathcal{Z}_{r-1 \rightarrow r-2}^{i, j_1} \right). \quad (117)$$

An element from $\{(i, j_1) | j_1 \in \{0, 1\}\}$ is independently selected to be in F_1 with probability τ_{r-1} . If $(i, j_1) \notin F_1$, the logical information is successfully decoded into two blocks of \mathcal{C}_{r-2} (up to a low-weight error), with the corresponding encoding denoted by $\mathcal{E}_{r-2}^{i, j_1, j_2}$, $(i, j_1) \notin F_1, j_2 \in \{0, 1\}$.

We further apply Corollary 28 for $\tilde{\mathcal{T}}_{\Gamma_{r-2, r-3}}^{i, j_1, j_2}$ on the blocks of \mathcal{C}_{r-2} corresponding to $(i, j_1) \notin F_1, j_2 \in \{0, 1\}$. Continuing as above, for a subset $F_2 \subseteq \{(i, j_1, j_2) | (i, j_1) \notin F_1, j_2 \in \{0, 1\}\}$, the corresponding $\tilde{\mathcal{T}}_{\Gamma_{r-2, r-3}}^{i, j_1, j_2}$ applies an arbitrary channel $\mathcal{Z}_{r-2, r-3}^{j_1, j_2}$ on the output system corresponding to $\mathcal{E}_{r-2}^{i, j_1, j_2}$. An element from $\{(i, j_1, j_2) | (i, j_1) \notin F_1, j_2 \in \{0, 1\}\}$ is independently selected to be in F_2 with probability τ_{r-2} . For the remaining $\tilde{\mathcal{T}}_{\Gamma_{r-2, r-3}}^{i, j_1, j_2}$, $(i, j_1, j_2) \notin F_2$, the

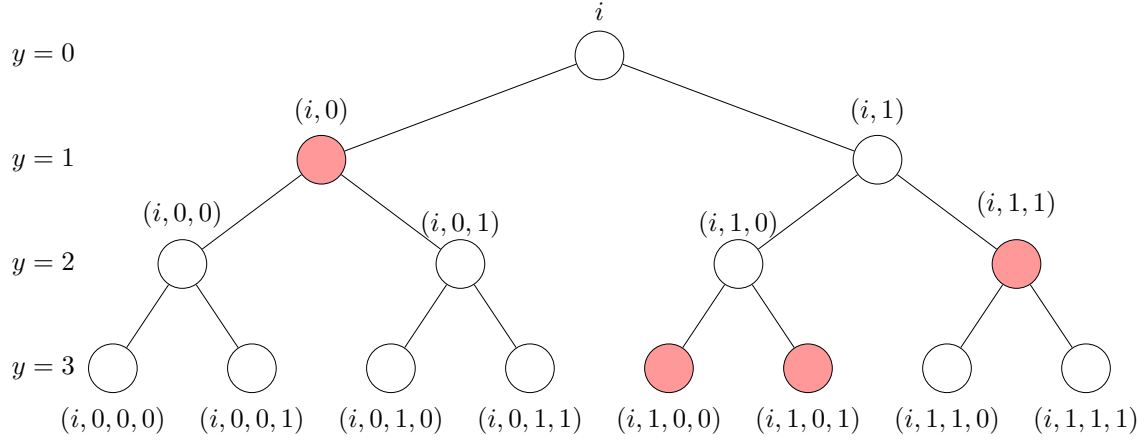


Figure 6: The figure illustrates an example of block error pattern for $r - r' - 1 = 3$. The set of nodes at depth $0 \leq y \leq r - r' - 1$ is given by $\{(i, j_1, \dots, j_y) \mid j_1, \dots, j_y \in \{0, 1\}\}$. The red nodes denote the nodes where error maps are applied; therefore, the block error pattern is given by (F_0, F_1, F_2) , where $F_0 = \emptyset$, $F_1 = \{(i, 0)\}$, $F_2 = \{(i, 1, 1)\}$, and $F_3 = \{(i, 1, 0, 0), (i, 1, 0, 1)\}$.

logical information corresponding to $\mathcal{E}_{r-2}^{i, j_1, j_2}$ is successfully decoded into two blocks of \mathcal{C}_{r-3} , denoted by $\mathcal{E}_{r-2}^{i, j_1, j_2, j_3}$, $(i, j_1, j_2) \notin F_2, j_3 \in \{0, 1\}$.

Continuing in this fashion, we have random sets $(F_0, F_1, F_2, \dots, F_{r-r'-1})$, where $F_0 \subseteq \{i\}$ and for $0 < y \leq r - r' - 1$, $F_y \subseteq \{(i, j_1, j_2, \dots, j_y) \mid j_1, j_2, \dots, j_y \in \{0, 1\}\}$, such that the noisy interface $\Gamma_{r-y, r-y-1}^{i, j_1, \dots, j_y}$ applies an arbitrary channel on the code block of \mathcal{C}_{r-y} denoted by $\Gamma_{r-y}^{i, j_1, \dots, j_y}$ for all $(i, j_1, j_2, \dots, j_y) \in F_y$. The sets $F_0, F_1, F_2, \dots, F_{r-r'-1}$ are not independent. In particular, F_y for any $0 < y \leq r - r' - 1$ depends on F_0, \dots, F_{y-1} in the following way:

If $(i, j_1, \dots, j_{y'}) \in F_{y'}, 0 \leq y' < y$, then the corresponding noisy $\Gamma_{r-y', r-y'-1}^{i, j_1, \dots, j_{y'}}$ applies an arbitrary channel $\mathcal{Z}_{r-y' \rightarrow r-y'-1}^{i, j_1, \dots, j_{y'}}$ on the output system of $\mathcal{E}_{r-y}^{i, j_1, \dots, j_y}$. In this event, one can not further apply Corollary 28 on the output of $\mathcal{Z}_{r-y' \rightarrow r-y'-1}^{i, j_1, \dots, j_{y'}}$, which would have otherwise sequentially yielded blocks of $r - y' - 1, \dots, r - y$ labelled by $(i, j_1, \dots, j_{y'}, j_{y'+1}), (i, j_1, \dots, j_{y'}, j_{y'+1}, j_{y'+2}), \dots, (i, j_1, \dots, j_{y'}, j_{y'+1}, \dots, j_y)$, where $j_{y'+1}, \dots, j_y \in \{0, 1\}$. Hence, $(i, j_1, \dots, j_{y'}, j_{y'+1}, \dots, j_y)$ is not anymore available for selection in F_y .

Therefore, the set F_y is obtained by independently selecting elements from $\{(i, j_1, \dots, j_y) \mid (i, j_1, \dots, j_{y'}) \notin F_{y'}, \forall y' < y\}$, with probability τ_{r-y} . This leads to the definition of block error pattern in Def. 34 (see also Fig. 6).

Definition 34 (Block error pattern). Consider $(F_0, F_1, \dots, F_{r-r'-1})$, where $F_0 \subseteq \{i\}$ and for $0 < y \leq r - r' - 1$, $F_y \subseteq \{(i, j_1, j_2, \dots, j_y) \mid j_1, j_2, \dots, j_y \in \{0, 1\}\}$. We say $(F_0, F_1, \dots, F_{r-r'-1})$ is a block error pattern if the following condition holds for any $y < r - r' - 1$:

$$\text{If } (i, j_1, \dots, j_y) \in F_y, \text{ then } (i, j_1, \dots, j_y, j_{y+1}, \dots, j_{y'}) \notin F_{y'}, \forall y' \text{ with } y < y' \leq r - r' - 1 \\ \text{and } \forall j_{y+1}, \dots, j_{y'} \in \{0, 1\}. \quad (118)$$

Define $\mathbb{F}_{r-r'-1} := \{(F_0, F_1, \dots, F_{r-r'-1}) \text{ is a block error pattern}\}$. Then, it follows that we can write $(\tilde{\mathcal{T}}_{\Xi_{r,r'}}^i \otimes \mathcal{I}[R]) \circ \mathcal{W}' \circ (\mathcal{E}_r^i \otimes \mathcal{I}[R])$ as convex combination over block error patterns, which denote failure of interfaces, as follows,

$$\begin{aligned} & (\tilde{\mathcal{T}}_{\Xi_{r,r'}}^i \otimes \mathcal{I}[R]) \circ \mathcal{N} \circ (\mathcal{E}_r^i \otimes \mathcal{I}[R]) \\ &= \sum_{(F_0, F_1, \dots, F_{r-r'-1}) \in \mathbb{F}_{r-r'-1}} \Pr(F_0, F_1, \dots, F_{r-r'-1}) \mathcal{T}_{(F_0, F_1, \dots, F_{r-r'-1})}, \end{aligned} \quad (119)$$

where $\Pr(F_0, F_1, \dots, F_{r-r'-1})$ is the probability that the block error pattern $(F_0, \dots, F_{r-r'-1})$ happens (see Section 5.3 below). The channel $\mathcal{T}_{(F_0, F_1, \dots, F_{r-r'-1})}$ is obtained by applying an arbitrary channel $\mathcal{Z}_{r-y \rightarrow r-y-1}^{(i, j_1, \dots, j_y)}$ on the encoding blocks corresponding to (i, j_1, \dots, j_y) , $0 \leq y \leq r - r' - 1$ as follows

$$\begin{aligned} \mathcal{T}_{(F_0, \dots, F_{r-r'-1})} &= \left[\left(\bigotimes_{\substack{(i, j_1, \dots, j_{r-r'-1}): \\ (i, j_1, \dots, j_y) \notin F_y, \forall 0 \leq y \leq r-r'-1, \\ j_{r-r'} \in \{0,1\}}} \mathcal{I}_{r'}^{i, j_1, \dots, j_{r-r'}} \right) \right. \\ &\quad \left. \otimes \left(\bigotimes_{y=0}^{r-r'-1} \bigotimes_{(i, j_1, \dots, j_y) \in F_y} \mathcal{Z}_{r-y \rightarrow r-y-1}^{(i, j_1, \dots, j_y)} \right) \otimes \mathcal{I}[R] \right] \\ &\quad \circ \mathcal{N}_{F_1, \dots, F_{r-r'-1}} \circ \left[\left(\bigotimes_{\substack{(i, j_1, \dots, j_{r-r'-1}): \\ (i, j_1, \dots, j_y) \notin F_y, \forall y \leq r-r'-1, \\ j_{r-r'} \in \{0,1\}}} \mathcal{E}_{r'}^{i, j_1, \dots, j_{r-r'}} \right) \right. \\ &\quad \left. \otimes \left(\bigotimes_{y=0}^{r-r'-1} \bigotimes_{(i, j_1, \dots, j_y) \in F_y} \mathcal{E}_{r-y}^{(i, j_1, \dots, j_y)} \right) \otimes \mathcal{I}[R] \right], \end{aligned} \quad (120)$$

where $\mathcal{N}_{F_0, F_1, \dots, F_{r-r'-1}}$ is a quantum channel with weight $\mu n_{r'}$ with respect to each block $(i, j_1, \dots, j_{r-r'})$ of $\mathcal{C}_{r'}$, where $(i, j_1, \dots, j_{r-r'-1})$ is such that $(i, j_1, \dots, j_y) \notin F_y$, for all $0 \leq y \leq r - r' - 1$.

Probability associated with a block error pattern: By the chain rule of probability,

$$\Pr(F_0, F_1, \dots, F_{r-r'-1}) = \Pr(F_0) \prod_{y=1}^{r-r'-1} \Pr(F_y \mid F_0, F_1, \dots, F_{y-1}), \quad (121)$$

where

$$\Pr(F_0) = \begin{cases} 1 - \tau_r, & \text{if } F_0 = \emptyset, \\ \tau_r, & \text{if } F_0 = \{i\}. \end{cases} \quad (122)$$

For $y > 0$, conditioned on $(F_0, F_1, \dots, F_{y-1})$, the set F_y is obtained by independently selecting elements from $\{(i, j_1, \dots, j_y) \mid (i, j_1, \dots, j_{y'}) \notin F_{y'}, \forall y' < y\}$, where the probability of an element being selected is given by τ_{r-y} . Note that $|\{(i, j_1, \dots, j_y) \mid (i, j_1, \dots, j_{y'}) \notin F_{y'}, \forall y' < y\}| = 2^y - \sum_{y'=0}^{y-1} 2^{(y-y')} |F_{y'}|$. Therefore, we have

$$\begin{aligned} \Pr(F_y \mid F_0, F_1, \dots, F_{y-1}) &= (1 - \tau_{r-y})^{2^y - \sum_{y'=0}^{y-1} 2^{(y-y')} |F_{y'}| - |F_y|} \tau_{r-y}^{|F_y|} \\ &= (1 - \tau_{r-y})^{2^y - \sum_{y'=0}^y 2^{(y-y')} |F_{y'}|} \tau_{r-y}^{|F_y|}. \end{aligned} \quad (123)$$

Using the notion of block error pattern, we will now show that Eq. (105)-(106) hold. We first consider the following definitions of *extension* and *partition*.

Definition 35 (Extension). Consider $F_y \subseteq \{(i, j_1, \dots, j_y) \mid j_1, \dots, j_y \in \{0, 1\}\}$. For any $y' > y$, we define the extension set $F_{y \rightarrow y'}$ by extending all binary strings in F_y to length y' as follows

$$F_{y \rightarrow y'} := \{(i, j_1, \dots, j_y, j_{y+1}, \dots, j_{y'}) \mid (i, j_1, \dots, j_y) \in F_y \text{ and } j_{y+1}, \dots, j_{y'} \in \{0, 1\}\}. \quad (124)$$

Definition 36 (Partition). Consider $r - r' - 1 > 0$ and $\bar{F} \subseteq \{(i, j_1, \dots, j_{r-r'-1}) \mid j_1, \dots, j_y \in \{0, 1\}\}$. We say a block error pattern $(F_0, F_1, \dots, F_{r-r'-1})$ induces a partition of \bar{F} and denote it by $(F_0, \dots, F_{r-r'-1}) \triangleright \bar{F}$ if

$$\bar{F} = \bigcup_{y=0}^{r-r'-1} F_{y \rightarrow r-r'-1}, \quad (125)$$

where $F_{y \rightarrow r-r'-1}$ is according to Def. 35.

Let $F = \{(i, j_1, \dots, j_{r-r'}) \mid (i, j_1, \dots, j_{r-r'-1}) \in \bar{F}, j_{r-r'} \in \{0, 1\}\}$ be the extension of \bar{F} from layer $r - r' - 1$ to $r - r'$. Using Remark 31, we identify $j_1, \dots, j_{r-r'}$ with a $j \in [2^{r-r'}]$; therefore $F \subseteq \{(i, j) \mid i \in [h], j \in [2^{r-r'}]\}$. This set F will play the role of the random set F in Lemma 32 as we will see below.

Proof of Eq. (105)-(106): Consider a subset $\bar{F} \subseteq \{(i, j_1, \dots, j_{r-r'-1}) \mid j_1, \dots, j_{r-r'-1} \in \{0, 1\}\}$ and let $(F_0, \dots, F_{r-r'-1})$ be a block error pattern such that $(F_0, \dots, F_{r-r'-1}) \triangleright \bar{F}$. Let F be the extension of \bar{F} from layer $r - r' - 1$ to $r - r'$. Note that sets F and \bar{F} completely determine each other. We define the set Ω_F in Lemma 32 as

$$\Omega_F := \{(F_0, \dots, F_{r-r'-1}) \in \mathbb{F}_{r-r'-1} \mid (F_0, \dots, F_{r-r'-1}) \triangleright \bar{F}\} \quad (126)$$

We define the channel $\mathcal{T}_{F, \omega}$ for any $\omega = (F_0, \dots, F_{r-r'-1}) \in \Omega_F$ as $\mathcal{T}_{(F_0, \dots, F_{r-r'-1})}$ from Eq. (120).

Then, we can rewrite Eq. (119) as

$$\begin{aligned} (\tilde{\mathcal{T}}_{\Xi, r, r'}^i \otimes \mathcal{I}[R]) \circ \mathcal{N} \circ (\mathcal{E}_r^i \otimes \mathcal{I}[R]) &= \sum_F \sum_{(F_0, \dots, F_{r-r'-1}) \triangleright \bar{F}} \Pr(F_0, \dots, F_{r-r'-1}) \mathcal{T}_{(F_0, \dots, F_{r-r'-1})} \\ &= \sum_F \sum_{\omega \in \Omega_F} \Pr(F, \omega) \mathcal{T}_{F, \omega}, \end{aligned} \quad (127)$$

where $\Pr(F, \omega) := \Pr(F_0, \dots, F_{r-r'-1})$ for $\omega = (F_0, \dots, F_{r-r'-1}) \in \Omega_F$ and $\mathcal{T}_{F, \omega} := \mathcal{T}_{(F_0, \dots, F_{r-r'-1})}$. From Eq. (120), we have

$$\begin{aligned} \mathcal{T}_{F, \omega} = \mathcal{T}_{(F_0, \dots, F_{r-r'-1})} &= \left(\otimes_{(i, j_1, \dots, j_{r-r'}) \notin F} \mathcal{I}_{r'}^{i, j_1, \dots, j_{r-r'}} \right) \otimes \mathcal{Z}_F \otimes \mathcal{I}[R] \\ &\quad \circ \mathcal{N}_{F, \omega} \circ \left(\left(\otimes_{(i, j_1, \dots, j_{r-r'}) \notin F} \mathcal{E}_{r'}^{i, j_1, \dots, j_z} \right) \otimes \mathcal{E}_F \otimes \mathcal{I}[R] \right), \end{aligned} \quad (128)$$

where $\mathcal{E}_F = \otimes_{y=0}^{r-r'-1} (\otimes_{(i, j_1, \dots, j_y) \in F_y} \mathcal{E}_{r-y}^{i, j_1, \dots, j_y})$ and $\mathcal{Z}_F = \otimes_{y=0}^{r-r'-1} (\otimes_{(i, j_1, \dots, j_y) \in F_y} \mathcal{Z}_{r-y \rightarrow r-y-1}^{i, j_1, \dots, j_y})$.

From Eq. (127) and Eq. (128), and using the binary representation of (i, j) as in Remark 31, we get Eq. (105) and Eq. (106). \square

We note that

$$\Pr(F) = \sum_{\omega \in \Omega_F} \Pr(F, \omega) = \sum_{(F_0, F_1, \dots, F_{r-r'-1}) \succ \bar{F}} \Pr(F_0, F_1, \dots, F_{r-r'-1}). \quad (129)$$

To prove Lemma 32, it remains to show that for any $T \subseteq \{(i, j_1, \dots, j_{r-r'}) \mid j_1, \dots, j_{r-r'} \in \{0, 1\}\}$, the inclusion probability $\Pr(T \subseteq F)$ satisfies Eq. (107). Note that since the random set F is an extension of the \bar{F} , the inclusion probability $\Pr(T \subseteq F)$ is upper bounded by $\Pr(\bar{T} \subseteq \bar{F})$ for a $\bar{T} \subseteq \{(i, j_1, \dots, j_{r-r'-1}) \mid j_1, \dots, j_{r-r'-1} \in \{0, 1\}\}$ such that its extension from layer $r - r' - 1$ to $r - r'$ includes the set T . In the following, we will show that for any $\bar{T} \subseteq \{(i, j_1, \dots, j_{r-r'-1}) \mid j_1, \dots, j_{r-r'-1} \in \{0, 1\}\}$

$$\Pr(\bar{T} \subseteq \bar{F}) \leq (2\bar{\delta})^{2|\bar{T}|}. \quad (130)$$

Using Eq. (130) and $|\bar{T}| \geq \frac{|T|}{2}$, we get $\Pr(T \subseteq F) \leq (2\bar{\delta})^{|T|}$; hence proving Eq. (107).

5.4 Block error pattern on a binary tree

In this section, we simulate block error pattern $(F_0, \dots, F_{r-r'-1})$ from Eq. (121)-(123) and \bar{F} from Eq. 129 on a binary tree. We will then use this correspondence to upper bound $\Pr(\bar{T} \subseteq \bar{F})$ for any $\bar{T} \subseteq \{(i, j_1, \dots, j_{r-r'-1}) \mid j_1, \dots, j_{r-r'-1} \in \{0, 1\}\}$.

Mapping interfaces to a perfect binary tree: We represent the interfaces $\Gamma_{r,r-1}^i, \Gamma_{r-1,r-2}^{i,j_1}, \dots, \Gamma_{r'+1,r'}^{i,j_1,\dots,j_{r-r'-1}}$ on a perfect binary tree¹³ of depth $r - r' - 1$ using their indices $j_1, \dots, j_{r-r'-1} \in \{0, 1\}$ as follows (see Fig. 6):

Let i denote the root node, and let nodes at depth $0 < y \leq r - r' - 1$ be denoted by (i, j_1, \dots, j_y) , where $j_1, \dots, j_y \in \{0, 1\}$. The leaf nodes correspond to $(i, j_1, \dots, j_{r-r'-1})$, $j_1, \dots, j_{r-r'-1} \in \{0, 1\}$. For any $y < r - r' - 1$, each node (i, j_1, \dots, j_y) has two child nodes, namely left node $(i, j_1, \dots, j_y, 0)$ and right node $(i, j_1, \dots, j_y, 1)$, respectively.

For any node $v = (i, j_1, \dots, j_y), 0 \leq y \leq r - r' - 1$ (note that for $y = 0$, (i, j_1, \dots, j_y) corresponds to the root node i), the descendants of v correspond to the perfect “subtree” of depth $r - r' - 1 - y$, with (i, j_1, \dots, j_y) being the root node of the subtree and nodes $(i, j_1, \dots, j_y, j_{y+1}, \dots, j_{y'})$, where $j_{y+1}, \dots, j_{y'} \in \{0, 1\}$ and $y < y' \leq r - r' - 1$, being the nodes at depth $y' - y$ of the subtree. Moreover, its ancestors are given by the sequence $i \leftarrow (i, j_1) \leftarrow (i, j_1, j_2) \leftarrow \dots \leftarrow (i, j_1, j_2, \dots, j_{y-1}) \leftarrow (i, j_1, j_2, \dots, j_y)$.

Notation: For any node $v = (i, j_1, \dots, j_y)$, we will use $\mathcal{C}(v)$ and $\tilde{\mathcal{C}}(v)$ to denote the set of its descendants and ancestors including the node v , that is,

$$\mathcal{C}(v) := \{(i, j_1, \dots, j_y, j_{y+1}, \dots, j_{y'}) \mid j_{y+1}, \dots, j_{y'} \in \{0, 1\}, y \leq y' \leq r - r' - 1\}. \quad (131)$$

$$\tilde{\mathcal{C}}(v) := \{(i, j_1, \dots, j_y), (i, j_1, \dots, j_{y-1}), (i, j_1, \dots, j_{y-2}), \dots, i\}. \quad (132)$$

¹³A perfect binary tree is a binary tree where each node has two children except the leaf nodes and all the leaf nodes are at the same depth.

Failure events on the perfect binary tree: We will now represent on the perfect binary tree, the block error pattern $(F_0, \dots, F_{r-r'-1})$ and the random set F , which is induced by the block error pattern. We recall that the probabilities associated with the random sets $(F_0, \dots, F_{r-r'-1})$ and F are given in Eq. (121)-(123) and Eq. (129), respectively.

Recall from Section 5.3 that for the partial interface $\Gamma_{r-y, r-y-1}^{i, j_1, \dots, j_y}$ we have a notion of success and failure when applied on a valid input state, i.e., code state up to a low-weight channel. However, when $\Gamma_{r-y, r-y-1}^{i, j_1, \dots, j_y}$ fails on a valid input, an arbitrary error channel is applied on the corresponding block; hence, remaining interfaces $\Gamma_{r-y-1, r-y-2}^{i, j_1, \dots, j_y, j_{y+1}}, \Gamma_{r-y-2, r-y-3}^{i, j_1, \dots, j_y, j_{y+1}, j_{y+2}}, \dots$ do not receive a valid input for any $j_{y+1}, j_{y+2}, \dots \in \{0, 1\}$, and are simply absorbed in the error channel.

We now associate a random variable X_v , taking values in $\{0, 1, 2\}$, with each node $v = (i, j_1, \dots, j_y)$ in the perfect binary tree.

Notation: For any $0 \leq b \leq y$, we shall denote

$$v^{(-b)} := (i, j_1, \dots, j_{y-b}). \quad (133)$$

Sequentially, starting from the root to the leaf nodes, X_v is defined as follow,

- (i) **Root node:** We start with a valid input on the root node. The root node takes only two values 0 and 1. If $\Gamma_{r, r-1}^i$ succeeds, $X_v = 0$. If it fails, $X_v = 1$.
- (ii) **Intermediate nodes:** If the interface $\Gamma_{r-y, r-y-1}^{i, j_1, \dots, j_y}$ receives a valid input, i.e., $X_{v^{(-1)}} = 0$, with $v^{(-1)} = (i, j_1, \dots, j_{y-1})$ being the parent of v , the corresponding X_v takes values in $\{0, 1\}$ and is independent of any $v' = (i, j'_1, \dots, j'_y)$ such that $v' \neq v$. In particular, if $\Gamma_{r-y, r-y-1}^{i, j_1, \dots, j_y}$ succeeds, we have $X_v = 0$, otherwise $X_v = 1$. We have $X_v = 2$ if the interface $\Gamma_{r-y, r-y-1}^{i, j_1, \dots, j_y}$ does not receive a valid input, i.e., $X_{v^{(-1)}} \in \{1, 2\}$.

We take a fixed constant $\bar{\delta} > 0$ and the corresponding $\bar{r}(\bar{\delta})$ as given in Lemma 33. We compute the probability distribution corresponding to X_v for all nodes v in the perfect binary tree.

In the remaining part of the paper, we will use the notation $z := r - r'$. When v is the root node, we have

$$\begin{aligned} \Pr(X_i = 1) &= \tau_r \leq \bar{\delta}^{2^z} \\ \Pr(X_i = 0) &= 1 - \tau_r \\ \Pr(X_i = 2) &= 0, \end{aligned}$$

where the upper bound in the first line is due to Lemma 33. When v is an intermediate node, that is, $v = (i, j_1, \dots, j_y), y > 0$, the value of X_v is determined by its parent $v^{(-1)}$ as follows

$$\Pr(X_v = 1 \mid X_{v^{(-1)}} = 0) = \tau_{r-y} \leq \bar{\delta}^{2^{z-y}} \quad (134)$$

$$\Pr(X_v = 0 \mid X_{v^{(-1)}} = 0) = 1 - \tau_{r-y} \quad (135)$$

$$\Pr(X_v = 2 \mid X_{v^{(-1)}} = 0) = 0 \quad (136)$$

$$\Pr(X_v = 2 \mid X_{v^{(-1)}} \in \{1, 2\}) = 1 \quad (137)$$

$$\Pr(X_v \in \{0, 1\} \mid X_{v^{(-1)}} \in \{1, 2\}) = 0 \quad (138)$$

We note the probability that $X_v = 1$ for any node v can be upper bounded,

$$\begin{aligned}\Pr(X_v = 1) &= \Pr(X_v = 1 \mid X_{v^{(-)}} = 0) \Pr(X_{v^{(-)}} = 0) \\ &\quad + \Pr(X_v = 1 \mid X_{v^{(-)}} = 1) \Pr(X_{v^{(-)}} = 1) \\ &\leq \Pr(X_v = 1 \mid X_{v^{(-)}} = 0) \leq \bar{\delta}^{2^{z-y}},\end{aligned}\tag{139}$$

where the second inequality uses Eq. (138) and the last inequality uses Eq. (134).

Let F_0, F_1, \dots, F_{z-1} be random events such that for any $0 \leq y \leq z-1$,

$$F_y := \{v = (i, j_1, \dots, j_y) \mid X_v = 1\}.\tag{140}$$

Note that if $(F_0, F_1, \dots, F_{z-1})$ is not a block error pattern, the probability that the events F_0, F_1, \dots, F_{z-1} happen is given by $\Pr(F_0, F_1, \dots, F_{z-1}) = 0$. If $(F_0, F_1, \dots, F_{z-1})$ is a block error pattern, the corresponding probability $\Pr(F_0, F_1, \dots, F_{z-1})$ is obtained to be the same as given in Eq. (121)-(123).

Let \bar{F} be the random set

$$\bar{F} := \{v = (i, j_1, \dots, j_{z-1}) \mid X_v \in \{1, 2\}\}\tag{141}$$

Using the fact that $X_v \in \{1, 2\}$ if and only if $X_{v'} = 1$ for some $v' \in \tilde{\mathcal{C}}(v)$, it follows that F happens if and only if the events $(F_0, F_1, \dots, F_{z-1})$ happen such that $F = \cup_{y=0}^{z-1} F_{y \rightarrow z-1}$, where $F_{y \rightarrow z-1}$ is the extension set of F_y as given in Def. 35. Therefore, $(F_0, F_1, \dots, F_{z-1})$ must induce a partition of F , giving us,

$$\Pr(\bar{F}) = \sum_{(F_0, F_1, \dots, F_{z-1}) \models F} \Pr(F_0, \dots, F_{z-1}).\tag{142}$$

Upper bound on the inclusion probability: For any set $\bar{T} \subseteq \{(i, j_1, \dots, j_{z-1}) \mid j_1, \dots, j_{z-1} \in \{0, 1\}\}$, we will now upper bound $\Pr(\bar{T} \subseteq \bar{F})$. From Eq. (141), we have

$$\Pr(\bar{T} \subseteq \bar{F}) = \Pr(X_{v'} \in \{1, 2\}, \forall v' \in \bar{T}).\tag{143}$$

We will show that as claimed in Eq. (130)

$$\Pr(X_{v'} \in \{1, 2\}, \forall v' \in \bar{T}) \leq (2\bar{\delta})^{2^{|\bar{T}|}}.\tag{144}$$

We will provide the proof of Eq. (144) in Lemma 37 and Lemma 40. First, for the purpose of illustration, we will consider the following example.

Example (Inclusion probability). *Consider the perfect binary tree of depth $z-1 = 3$ and the set $\bar{T} = \{v_0 = (i, 0, 0, 0), v_1 = (i, 0, 1, 0)\}$ as in Fig. 7. We have $X_{v_0}, X_{v_1} \in \{1, 2\}$ if $X_{v'} = 1$ for some $v' \in \tilde{\mathcal{C}}(v_0)$ and $X_{v'} = 1$ for some $v' \in \tilde{\mathcal{C}}(v_1)$. Note that the node $(i, 0)$ and the root node (i) are elements of both $\tilde{\mathcal{C}}(v_0)$ and $\tilde{\mathcal{C}}(v_1)$. Therefore, $X_{v_0}, X_{v_1} \in \{1, 2\}$ is true if and only if one of the following events happen;*

- (1) $X_{v'} = 1$ for some $v' \in \{(i, 0), (i)\}$.

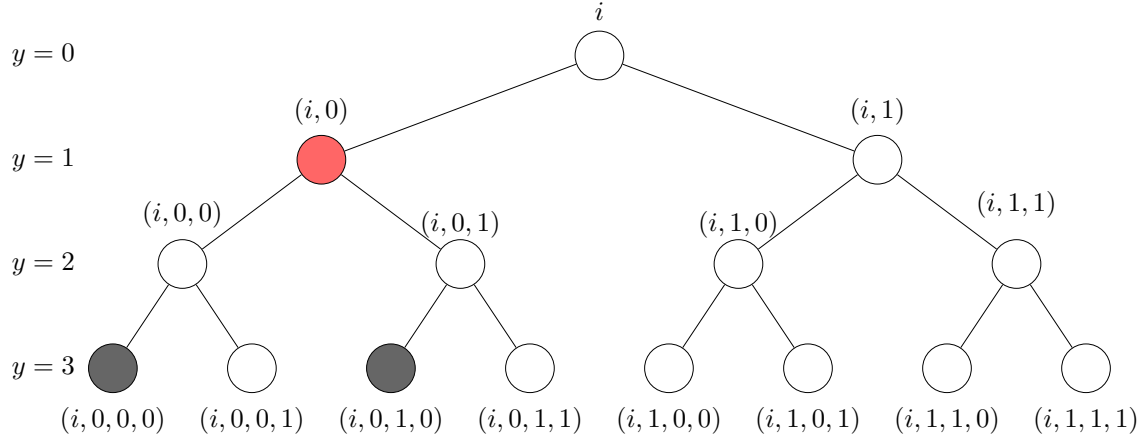


Figure 7: The figure depicts a perfect binary tree of depth $z - 1 = r - r' - 1 = 3$ and a set of leaf nodes $\bar{T} = \{v_0 = (i, 0, 0, 0), v_1 = (i, 0, 1, 0)\}$ are colored in black. For v_0 , the corresponding sets $S_b(v_0)$ for $b = 0, 1, 2, 3$ from Eq. (150) are given by $S_0(v_0) = S_1(v_0) = \{v_1\}$ and $S_2 = S_3 = \emptyset$. It follows that $f(v_0)$ from Eq. (151) is equal to 2. The node $v_0^{(-f(v_0))}$ corresponds to $(i, 0)$, which is colored in red. Note that events $X_{v_0} \in \{1, 2\}$ and $X_{v_1} \in \{1, 2\}$ are not independent since $X_{v_0^{(-f(v_0))}} \in \{1, 2\}$ implies that $X_{v_0} = X_{v_1} = 2$.

(2) Given that the event $E = \{X_{v'} = 0 \text{ for all } v' \in \{(i, 0), (i)\}\}$ happens, we have $X_{v'} = 1$ for some $v' \in \{v_0 = (i, 0, 0, 0), v_0^{(-1)} = (i, 0, 0)\}$ and $X_{v'} = 1$ for some $v' \in \{v_1 = (i, 0, 1, 0), v_1^{(-1)} = (i, 0, 1)\}$.

Using a union bound, the probability associated with the (1)st event is upper bounded by (here $z = 4$)

$$\begin{aligned} p_1 &\leq \Pr(X_{v'} = 1, v' = (i, 0)) + \Pr(X_{v'} = 1, v' = (i)) \\ &\leq \bar{\delta}^{2^{z-1}} + \bar{\delta}^{2^z} \leq 2\bar{\delta}^{2^{z-1}} \leq 2\bar{\delta}^8. \end{aligned} \quad (145)$$

Given that the event E happens, the value of X_v for any $v \in \{v_0, v_0^{(-1)}\}$ is independent of $X_{v'}$ for all $v' \in \{v_1 = (i, 0, 1, 0), v_1^{(-1)} = (i, 0, 1)\}$ each other. Therefore, the probability associated with (2)nd event is given by,

$$\begin{aligned} p_2 &\leq \Pr(X_{v'} = 1 \text{ for some } v' \in \{v_0, v_0^{(-1)}\} \mid E) \Pr(X_{v'} = 1 \text{ for some } v' \in \{v_1, v_1^{(-1)}\} \mid E) \\ &\leq (\bar{\delta}^{2^{z-3}} + \bar{\delta}^{2^{z-2}})(\bar{\delta}^{2^{z-3}} + \bar{\delta}^{2^{z-2}}) \\ &\leq (2\bar{\delta}^2)^2 \end{aligned} \quad (146)$$

Therefore, we have

$$\Pr(X_{v_0}, X_{v_1} \in \{1, 2\}) \leq (2\bar{\delta}^2)^2 + 2\bar{\delta}^8 \leq 6\bar{\delta}^4. \quad (147)$$

Hence, the bound in Eq. (144) is satisfied.

To obtain the upper bound in Eq. (144), we will use a recursive procedure for which it will be convenient to consider a more general set \bar{T} , where $v := (i, j_1, \dots, j_y) \in \bar{T}$ is not necessarily a leaf node, *i.e.*, $0 \leq y \leq z-1$; however, the following conditions on set \bar{T} are satisfied,

$$v_1 \notin \mathcal{C}(v_2), \text{ for any two distinct nodes } v_1, v_2 \in \bar{T}, \quad (148)$$

or equivalently,

$$v_1 \notin \tilde{\mathcal{C}}(v_2), \text{ for any two distinct nodes } v_1, v_2 \in \bar{T}. \quad (149)$$

In other words any two distinct nodes $v_1, v_2 \in \bar{T}$ are not related by ancestor/descendant relationship. Note that a set \bar{T} containing only leaf nodes (in fact any set of nodes chosen from the same depth) satisfies Eq. (148).

For any $v = (i, j_1, \dots, j_y) \in \bar{T}$, consider the sequence $\{S_b(v)\}_{b=0}^y$, where (see also Fig. 7)

$$S_b(v) = \{v' \in \bar{T} \mid v' \notin \mathcal{C}(v^{(-b)})\}, \quad (150)$$

where recall that $v^{(-b)} = (i, j_1, \dots, j_{y-b})$. Note that $|S_b(v)| \leq |\bar{T}| - 1, \forall 0 \leq b \leq y$ as $v \notin S_b(v)$. Moreover, for $b < b'$, we have $|S_{b'}(v)| \leq |S_b(v)|$, with $|S_y(v)| = 0$ since $v^{(-b)}$ corresponds to the root node for $b = y$. We define (see also Fig. 7)

$$f(v) := \min\{b > 0 : |S_b(v)| < |\bar{T}| - 1\}. \quad (151)$$

In other words, $f(v)$ corresponds to the first index $b > 1$, where the size of $S_b(v)$ strictly decreases compared to $S_{b-1}(v)$.

In Lemma 37, we upper bound the probability that $X_{v'} \in \{1, 2\}$ for all $v' \in \bar{T}$ in terms of the sum of probabilities that $X_{v'} \in \{1, 2\}$ for all $v' \in T_0$ and for all $v' \in T_1$, for some sets T_0, T_1 with smaller size $|T_0|, |T_1| \leq |\bar{T}| - 1$. Moreover, the condition in Eq. (148) is again satisfied for both sets T_0 and T_1 . When $|\bar{T}| = 1$, Lemma 37 gives an upper bound on the probability that $X_v \in \{1, 2\}$ for the element $v \in \bar{T}$.

Since the sets T_0 and T_1 satisfy condition in Eq. (148), this implies that we can apply Lemma 37 on them; hence, further reducing the size. As shown in Lemma 40, we can apply Lemma 37 $|\bar{T}|$ times to obtain an upper bound on the probability that $X_{v'} \in \{1, 2\}$ for all $v' \in \bar{T}$ in terms of the parameter $\bar{\delta}$ and a quantity called node weight of the set \bar{T} (see Def. 38 below). If \bar{T} only contains leaf nodes, the node weight relates with the size of the set \bar{T} and this upper bound is the same as the one in Eq. (144).

Lemma 37. *Consider an arbitrary set $\bar{T} \subseteq \{(i, j_1, \dots, j_y) \mid j_1, \dots, j_y \in \{0, 1\}, 0 \leq y \leq z-1\}$, whose elements satisfy Eq. (148). For any fixed $v = (i, j_1, \dots, j_y) \in \bar{T}$, consider the node $v^{(-f(v))} = (i, j_1, \dots, j_{y-f(v)}) \in \mathcal{C}(v)$, where $f(v)$ is according to Eq. (151). For v and $v^{(-f(v))}$, we define sets \bar{T}_0 and \bar{T}_1 as follows¹⁴*

$$\bar{T}_0 := \bar{T} \setminus \{v\}. \quad (152)$$

$$\bar{T}_1 := \{v' \in \bar{T} \mid v' \notin \mathcal{C}(v^{(-f(v))})\} \cup \{v^{(-f(v))}\}. \quad (153)$$

¹⁴Note that $|\bar{T}_0|, |\bar{T}_1| \leq |\bar{T}| - 1$.

Let S be another set of nodes on the perfect binary tree of depth $z - 1$ such that $\bar{T} \cap S = \emptyset$ and define the event $E := \{v' \in S \mid X_{v'} = 0\}$. Then, we have

$$\Pr(X_{v'} \in \{1, 2\}, \forall v' \in \bar{T} \mid E) \leq 2\bar{\delta}^{2^{z-y}} \Pr(X_{v'} \in \{1, 2\}, \forall v' \in \bar{T}_0 \mid E') + \Pr(X_{v'} \in \{1, 2\}, \forall v' \in \bar{T}_1 \mid E), \quad (154)$$

where $E' = \{X_{v'} = 0, v' \in S'\}$, with $S' \supseteq S$ being a specific extension of S , defined using the ancestors of the fixed node v , such that $\bar{T}_0 \cap S' = \emptyset$ ¹⁵. Moreover, if $|\bar{T}| = 1$, we have the following upper bound,

$$\Pr(X_{v'} \in \{1, 2\}, \forall v' \in \bar{T} \mid E) \leq 2\bar{\delta}^{2^{z-y}}. \quad (155)$$

Proof. Using a union bound, we have the following for the fixed node $v = (i, j_1, \dots, j_y) \in \bar{T}$

$$\Pr(X_{v'} \in \{1, 2\}, \forall v' \in \bar{T} \mid E) \leq \Pr(X_v = 1, X_{v'} \in \{1, 2\}, \forall v' \in \bar{T}_0 \mid E) + \Pr(X_v = 2, X_{v'} \in \{1, 2\}, \forall v' \in \bar{T}_0 \mid E) \quad (156)$$

We upper bound the first term on the right hand side of the inequality in Eq. (156) as

$$\begin{aligned} \Pr(X_v = 1, X_{v'} \in \{1, 2\}, \forall v' \in \bar{T}_0 \mid E) &= \Pr(X_v = 1) \Pr(X_{v'} \in \{1, 2\}, \forall v' \in \bar{T}_0 \mid E, X_v = 1) \\ &\leq \bar{\delta}^{2^{z-y}} \Pr(X_{v'} \in \{1, 2\}, \forall v' \in \bar{T}_0 \mid E, X_v = 1, X_{v'} = 0, \forall v' \in \tilde{\mathcal{C}}(v) \setminus \{v\}) \\ &= \bar{\delta}^{2^{z-y}} \Pr(X_{v'} \in \{1, 2\}, \forall v' \in \bar{T}_0 \mid E, X_{v'} = 0, \forall v' \in \tilde{\mathcal{C}}(v) \setminus \{v\}) \\ &= \bar{\delta}^{2^{z-y}} \Pr(X_{v'} \in \{1, 2\}, \forall v' \in \bar{T}_0 \mid E^{(0)}), \end{aligned} \quad (157)$$

where the first equality uses the Bayes' theorem, the first inequality uses the upper bound on $\Pr(X_v = 1)$ from (139) and the fact that $X_v = 1$ implies $X_{v'} = 0, \forall v' \in \tilde{\mathcal{C}}(v) \setminus \{v\}$. In the second equality, we have removed $X_v = 1$ from the conditioning variable (side information) using the fact that for any $v' \in \bar{T}_0$, we have $v' \notin \mathcal{C}(v)$ and $v \notin \mathcal{C}(v')$ (see Eq. 148); therefore the value of $X_{v'}$ is not directly affected by the value of X_v . Finally in the last equality, we have

$$E^{(0)} := \{X_{v'} = 0, v' \in S \cup (\tilde{\mathcal{C}}(v) \setminus \{v\})\}. \quad (158)$$

Recall that S is the original set that is used to define E .

We will now upper bound the second term on the right hand side of Eq. (156). We consider $f(v)$ corresponding to the fixed node $v \in \bar{T}$ defined in Eq. (151) and using it define the following set which corresponds to ancestors of v between $v = (i, j_1, \dots, j_y)$ and $v^{(-f(v))} = (i, j_1, \dots, j_{y-f(v)})$

$$\tilde{\mathcal{C}}_0(v) := \{(i, j_1, \dots, j_{y-f(v)+1}), \dots, (i, j_1, \dots, j_{y-1})\} \subseteq \tilde{\mathcal{C}}(v) \setminus \{v\} \quad (159)$$

Note that $X_v = 2$ holds if and only if $X_{v^{(-b)}} = 1$ for a b , $1 \leq b \leq y$. Therefore, using a union bound, we have

$$\begin{aligned} \Pr(X_v = 2, X_{v'} \in \{1, 2\}, \forall v' \in \bar{T}_0 \mid E) &\leq \sum_{\bar{v} \in \tilde{\mathcal{C}}_0(v)} \Pr(X_{\bar{v}} = 1, X_{v'} \in \{1, 2\}, \forall v' \in \bar{T}_0 \mid E) \\ &\quad + \Pr(X_{v^{(-f(v))}} \in \{1, 2\}, X_{v'} \in \{1, 2\}, \forall v' \in \bar{T}_0 \mid E) \end{aligned} \quad (160)$$

¹⁵Note that we also have $\bar{T}_1 \cap S = \emptyset$.

For any $v_b := (i, j_1, \dots, j_{y-b}) \in \tilde{\mathcal{C}}_0(v)$, where $1 \leq b \leq f(v) - 1$, note that the condition in Eq. (148) is satisfied for the set $\bar{T}_0 \cup \{v_b\}$. Hence, we can upper bound similarly to Eq. (156) for any $\bar{v}_b = (i, j_1, \dots, j_{y-b}) \in \mathcal{C}_0(v)$ (here $b \leq f(v) - 1$)

$$\Pr(X_{\bar{v}} = 1, X_{v'} \in \{1, 2\}, \forall v' \in \bar{T}_0 \mid E) \leq \bar{\delta}^{2^{z-y+b}} \Pr(X_{v'} \in \{1, 2\}, \forall v' \in \bar{T}_0 \mid E^{(b)}), \quad (161)$$

where

$$E^{(b)} := \{X_{v'} = 0, v' \in S \cup (\tilde{\mathcal{C}}(v_b) \setminus \{v_b\})\}. \quad (162)$$

We take the set S' to be $S \cup \tilde{\mathcal{C}}(v_{b_0}) \setminus \{v_{b_0}\}$, for b_0 , $0 \leq b_0 \leq f(v) - 1$, such the probability $\Pr(X_{v'} \in \{1, 2\}, \forall v' \in \bar{T}_0 \mid E^{(b)})$, with $0 \leq b \leq f(v) - 1$, is largest for $b = b_0$. Then, we have $E' = E^{(b)}$.

For $v^{(-f(v))}$, we have that $\mathcal{C}(v^{(-f(v))}) \cap \bar{T}_0 \neq \emptyset$; therefore, the bound in Eq. (161) does not necessarily hold. However, using the fact that $X_{\bar{v}} \in \{1, 2\}$ implies $X_{v'} = 2$ for all $v' \in \mathcal{C}(\bar{v}) \setminus \{\bar{v}\}$, we have

$$\begin{aligned} & \Pr(X_{v^{(-f(v))}} \in \{1, 2\}, X_{v'} \in \{1, 2\}, \forall v' \in \bar{T}_0 \mid E) \\ &= \Pr(X_{v^{(-f(v))}} \in \{1, 2\}, X_{v'} \in \{1, 2\}, \forall v' \in \bar{T}_0 \setminus (\mathcal{C}(v^{(-f(v))}) \cap \bar{T}_0) \mid E) \\ &= \Pr(X_{v'} \in \{1, 2\}, \forall v' \in \bar{T}_1 \mid E), \end{aligned} \quad (163)$$

where for the last equality note that $(\bar{T}_0 \setminus (\mathcal{C}(v^{(-f(v))}) \cap \bar{T}_0)) \cup \{v^{(-f(v))}\} = \bar{T}_1$.

Finally, from Eq. (156), Eq. (157), Eq. (160), Eq. (161), and Eq. (163), and using $\bar{\delta}^{2^{z-y}} + \bar{\delta}^{2^{z-y+1}} + \bar{\delta}^{2^{z-y+2}} + \dots \leq 2\bar{\delta}^{2^{z-y}}$ (for $\bar{\delta} \leq \frac{1}{2}$), we get Eq. (154).

For the last claim about $|\bar{T}| = 1$, note that for $v = (i, j_1, \dots, j_y) \in \bar{T}$, we have $\tilde{\mathcal{C}}_0(v) = \tilde{\mathcal{C}}(v)$. Therefore,

$$\begin{aligned} \Pr(X_v \in \{1, 2\} \mid E) &\leq \sum_{\bar{v} \in \tilde{\mathcal{C}}(v)} \Pr(X_{\bar{v}} = 1 \mid E) \\ &\leq \bar{\delta}^{2^{z-y}} + \bar{\delta}^{2^{z-y+1}} + \dots + \bar{\delta}^{2^z} \\ &\leq 2\bar{\delta}^{2^{z-y}} \end{aligned} \quad (164)$$

□

We will now apply Lemma 37 in order to obtain an upper bound on $\Pr(X_{v'} \in \{1, 2\}, \forall v' \in T)$ for any T whose elements satisfy Eq. (148). Before we do this, we introduce a quantity, namely the “node weight”, of the set T as follows.

Definition 38 (Node weight). *For any set \bar{T} of nodes on the perfect binary tree of depth $z - 1$, its node weight is defined as the number of leaf nodes that have an ancestor in \bar{T} , that is,*

$$W(\bar{T}) = |\{v := (i, j_1, \dots, j_{z-1}) \mid \tilde{\mathcal{C}}(v) \cap \bar{T} \neq \emptyset\}| \quad (165)$$

Remark 39. *Note that for \bar{T} with only one element v , the corresponding node weight $W(\bar{T})$, which we also denote as $W(v)$, is given by $2^{(z-1-y(v))}$. Consider a set \bar{T} , satisfying Eq. (148). Note that for any two distinct $v_1, v_2 \in \bar{T}$, we have $\mathcal{C}(v_1) \cap \mathcal{C}(v_2) = \emptyset$, since otherwise either*

$v_1 \in \tilde{\mathcal{C}}(v_2)$ or $v_2 \in \tilde{\mathcal{C}}(v_1)$. Therefore, any leaf node can have only one ancestor in \bar{T} . This implies that

$$W(\bar{T}) = \sum_{v \in \bar{T}} W(v) = \sum_{v \in \bar{T}} 2^{(z-1-y(v))} \quad (166)$$

If \bar{T} is a set of leaf nodes, we simply have $W(\bar{T}) = |\bar{T}|$.

In Lemma 40 below, we show using Lemma 37 that $\Pr(X_v \in \{1, 2\}, \forall v \in \bar{T})$ decreases exponentially in terms of its node weight $W(\bar{T})$. When the set \bar{T} corresponds to the set of leaf nodes, we have $W(\bar{T}) = |\bar{T}|$, giving us the desired bound in Eq. (72).

Lemma 40. *Let \bar{T} be a set of nodes on the perfect binary tree of depth $z - 1$. Then, we have*

$$\Pr(X_v \in \{1, 2\}, \forall v \in \bar{T}) \leq 4(4^{|\bar{T}|} \bar{\delta}^{2W(\bar{T})}), \quad (167)$$

In particular, if \bar{T} is a set of leaf nodes, we have

$$\Pr(X_v \in \{1, 2\}, \forall v \in \bar{T}) \leq (2\bar{\delta})^{2|\bar{T}|}. \quad (168)$$

Proof. For the sake of simplicity, we will use the notation $\delta' := \bar{\delta}^2$.

If $|\bar{T}| = 1$, we have from Lemma 37 that $\Pr(X_v \in \{1, 2\}, v \in \bar{T} \mid E) \leq 2\bar{\delta}^{2z-y(v)} \leq 2\delta'^{z-1-y(v)} = 2\delta'^{W(\bar{T})}$. Therefore, Eq. (167) is satisfied.

For $|\bar{T}| > 1$, we will use Lemma 37. Let S be a set such that $S \cap T = \emptyset$ and use it to define an event $E := \{v' \in S \mid X_{v'} = 0\}$. We may start with $S = \emptyset$. We define $\zeta(\bar{T}, E) := \Pr(X_{v'} \in \{1, 2\}, \forall v' \in \bar{T} \mid E)$ and by choosing a fixed $v \in \bar{T}$ and applying Lemma 37, we have

$$\zeta(\bar{T}, E) \leq 2\delta'^{W(v)} \zeta(\bar{T}_0, E') + \zeta(\bar{T}_1, E), \quad (169)$$

where $\delta' = \bar{\delta}^2$, $W(v)$ is the node weight of v . The sets \bar{T}_0 and \bar{T}_1 are given by (see Eq. (152) and Eq. (153)), respectively.

$$\bar{T}_0 = \bar{T} \setminus \{v\}. \quad (170)$$

$$\bar{T}_1 = \{v' \in \bar{T} \mid v' \notin \mathcal{C}(v^{(-f(v))})\} \cup \{v^{(-f(v))}\}, \quad (171)$$

where $f(v)$ is according to Eq. (151). $E' = \{X_{v'} = 0, v' \in S'\}$, with $S' \supseteq S$ being a set of nodes such that $\bar{T}_0 \cap S' = \emptyset$.

The node v is not included in the set \bar{T}_0 ; however, it has been compensated by the corresponding multiplicative factor $2\delta'^{W(v)}$ in the first term on the right hand side of Eq. (169). Note also that

$$W(\bar{T}_0) = W(\bar{T}) - W(v) \quad (172)$$

Although the size of the set \bar{T}_1 is smaller than \bar{T} , the set \bar{T}_1 effectively contains all the nodes in \bar{T} : namely, if $v' \in \bar{T}$ but $v' \notin \bar{T}_1$, v' must be a descendant of $v^{(-f(v))}$, which is contained in \bar{T}_1 . Therefore, the node v' has been absorbed in $v^{(-f(v))}$ rather than being completely removed. Moreover, it can be seen as follows that the node weight of the set \bar{T}_1 is at least the node weight of \bar{T} :

Using the fact that both sets \bar{T} and \bar{T}_1 satisfy Eq. (148), and by Remark 39, we have

$$\begin{aligned}
W(\bar{T}_1) &= 2^{z-1-y(v^{(-f(v))})} + \sum_{v' \in \bar{T}, v' \notin \mathcal{C}(v^{(-f(v))})} 2^{(z-1-y(v'))} \\
&= 2^{z-1-y(v^{(-f(v))})} + \sum_{v' \in \bar{T}} 2^{(z-1-y(v'))} - \sum_{v' \in \bar{T} \cap \mathcal{C}(v^{(-f(v))})} 2^{(z-1-y(v'))} \\
&\geq W(\bar{T}),
\end{aligned} \tag{173}$$

where the last inequality uses that $2^{z-1-y(v^{(-f(v))})} \geq \sum_{v' \in \bar{T} \cap \mathcal{C}(v^{(-f(v))})} 2^{(z-1-y(v'))}$ using the fact that \bar{T} satisfies Eq. (148).

We may again apply Lemma 37 to upper bound $\zeta(\bar{T}_{u_1}, E' \text{ or } E)$, where $u_1 \in \{0, 1\}$, by choosing some $v \in \bar{T}_{u_1}$.

If $|\bar{T}_{u_1}| = 1$, it does not get further split it into smaller sets, but rather \bar{T}_{u_1} remains unchanged until the last step, where we can upper bound it using Lemma 37.

If $|\bar{T}_{u_1}| > 1$, we apply Lemma 37 in order to split it into smaller sets $\bar{T}_{u_1 0}$ and $\bar{T}_{u_1 1}$. Again if the set $|\bar{T}_{u_1, u_2}| = 1$, where $u_1 \in \{0, 1\}$, it does not get further split, else we apply Lemma 37 splitting it into smaller sets $\bar{T}_{u_1, u_2, 0}$ and $\bar{T}_{u_1, u_2, 1}$.

For $t \leq |\bar{T}| - 1$, let $B_s \subseteq \{0, 1\}^s$, $s < t$ be a subset of binary strings of length s such that for any $(u_1, u_2, \dots, u_s) \in B_s$, the corresponding set $\bar{T}_{u_1, u_2, \dots, u_s}$ has size one; therefore, $\bar{T}_{u_1, u_2, \dots, u_s}$ will not be further split in the next $(s+1)$ th iteration. Let $B'_s \subseteq \{0, 1\}^s$ be the subset such that for any $(u_1, u_2, \dots, u_s) \in B'_s$, we have $|\bar{T}_{u_1, u_2, \dots, u_s}| > 1$.

Let $a \equiv a(u_1, u_2, \dots, u_s)$ denote the number of zeros (u_1, u_2, \dots, u_s) . Then, we have the following upper bound after t iterations of Eq. (169),

$$\begin{aligned}
\zeta(\bar{T}, E) &\leq \sum_{s \leq t} \sum_{(u_1, u_2, \dots, u_s) \in B_s} 2^{a(u_1, u_2, \dots, u_s)} \delta'^{\sum_{s'=0}^{s-1} (1 \oplus u_{s'+1}) W(v_{s'})} \zeta(\bar{T}_{u_1, u_2, \dots, u_s}, E''^{\overset{a \times}{\dots}}) \\
&\quad + \sum_{(u_1, u_2, \dots, u_t) \in B'_t} 2^{a(u_1, u_2, \dots, u_t)} \delta'^{\sum_{s'=1}^{t-1} (1 \oplus u_{s'+1}) W(v_{s'})} \zeta(\bar{T}_{u_1, u_2, \dots, u_t}, E''^{\overset{a \times}{\dots}}),
\end{aligned} \tag{174}$$

where $v_{s'}$ corresponds to the chosen node $v_{s'} \in \bar{T}_{u_1, u_2, \dots, u_{s'}}$ with respect to which Lemma 37 is applied. Note that in the exponent of δ' , the node weights of $v_{s'}$ are counted only when the value of $u_{s'+1}$ is zero. Here, $E''^{\overset{a \times}{\dots}} = \{X_{v'} = 0 \mid v' \in S''^{\overset{a \times}{\dots}}\}$ for some set $S''^{\overset{a \times}{\dots}}$ such that $\bar{T}_{u_1, u_2, \dots, u_{s-1}} \cap S''^{\overset{a \times}{\dots}} = \emptyset$. We note that if $t = |\bar{T}| - 1$, the set B'_t is empty; hence the second term in Eq. (174) will vanish.

For any $s > 1$, consider any sequence $(u_1, u_2, \dots, u_{s-1}) \in B'_{s-1}$; therefore, we have $|\bar{T}_{u_1, u_2, \dots, u_{s-1}}| > 1$. Consider the corresponding node $v_{s-1} \in \bar{T}_{u_1, u_2, \dots, u_{s-1}}$ with respect to which Lemma 37 is applied. For $u_s = 0$, using Eq. 172, we have

$$W(\bar{T}_{u_1, u_2, \dots, u_s}) + W(v_{s'}) = W(\bar{T}_{u_1, u_2, \dots, u_{s-1}}) \tag{175}$$

For $u_s = 1$, using Eq. (173), we have

$$W(\bar{T}_{u_1, u_2, \dots, u_s}) \geq W(\bar{T}_{u_1, u_2, \dots, u_{s-1}}) \tag{176}$$

Therefore, applying Eq. (172) and Eq. (173) iteratively, we have

$$W(\bar{T}_{u_1, u_2, \dots, u_s}) + \sum_{s'=0}^{s-1} (1 \oplus u_{s'+1}) W(v_{s'}) \geq W(\bar{T}), \quad \forall (u_1, u_2, \dots, u_s) \in B_s \cup B'_s \quad (177)$$

After $t = |\bar{T}| - 1$, all the sets $\bar{T}_{u_{1,1}}, \bar{T}_{u_{2,1}, u_{2,2}}, \dots, \bar{T}_{u_1, u_2, \dots, u_t}$, where $(u_1, u_2, \dots, u_s) \in B_s, s \leq t$ have size one, i.e. $B'_t = \emptyset$. In the last $t = |\bar{T}|$ iteration, we bound $\zeta(\bar{T}_{u_1, u_2, \dots, u_s}) \leq 2\delta'^{W(\bar{T}_{u_1, u_2, \dots, u_s})}$ for any $(u_1, u_2, \dots, u_s) \in B_s$. Therefore, after $t = |\bar{T}|$ iterations, we have

$$\begin{aligned} \zeta(\bar{T}) &\leq \sum_{s \leq |\bar{T}|-1} \sum_{(u_1, u_2, \dots, u_s) \in B_s} 2^{a(u_1, u_2, \dots, u_s)+1} \delta'^{W(\bar{T}_{u_1, u_2, \dots, u_s}) + \sum_{s'=1}^s (1 \oplus u_{s'+1}) W(v_{s'})} \\ &\leq \sum_{s \leq |\bar{T}|-1} 2^{2s+1} \delta'^{W(\bar{T})} \\ &\leq 4^{|\bar{T}|} \delta'^{W(\bar{T})}, \end{aligned} \quad (178)$$

where the second inequality uses Eq. (177), and $a(u_1, u_2, \dots, u_s) \leq s$ and $|B_s| \leq 2^s$, and the last inequality uses a bound on sum of geometric series.

Finally, if \bar{T} is a set of leaf nodes, we have $W(\bar{T}) = |\bar{T}|$; therefore,

$$\zeta(\bar{T}) \leq (4\delta')^{|\bar{T}|} = (2\bar{\delta})^{2|\bar{T}|}, \quad (179)$$

where the last equality uses $\delta' = \bar{\delta}^2$. \square

6 Fault-tolerant quantum state preparation with constant overhead

In this section, we will show how to fault-tolerantly realize any state preparation circuit, i.e., a circuit with no input and quantum output, with constant overhead. In particular, using earlier work on constant overhead fault-tolerant quantum computing [Got14; FGL20], we first realize the state preparation circuit in the code space of a QLPDC code, and then use our decoding interface from Theorem 43 to get out of the code space. Since fault-tolerant quantum computation is realized in multiple code blocks of a QLDPC code, we apply our decoding interface circuit for multiple code blocks to decode them, ensuring that the overhead in state preparation remains constant (see also Fig. 8).

6.1 Construction and main statement

In Theorem 41 below, we first state the main result of [Got14; FGL20]. We note that Theorem 41 is stated in a slightly different language than in [Got14; FGL20]. In particular, we state it as a state preparation protocol in the code space of a QLDPC code instead of as computation with classical input and output. However, we emphasize that this is directly implied by the result of in [Got14; FGL20] since their protocol involves preparing quantum states in the code space of a QLDPC code and then measuring it in the computational basis.

Theorem 41. *There exists a threshold value $\delta_{th} > 0$, such that the following holds:*

Consider the QLDPC code family $\{\mathcal{C}_r \mid r = 1, 2, \dots\}$ with constant rate $\alpha > 0$. Let Φ be a state preparation circuit, with x qubit output and operating on $O(x)$ qubits and of size $|\Phi| = \text{poly}(x)$. Then, there exists an encoding level r (depending on x) and a fault-tolerant state preparation circuit Φ_{FT}^r , which operates on $O(x)$ qubits, such that for the channel $\tilde{\mathcal{T}}_{\Phi_{\text{FT}}^r}$ corresponding to the noisy realization of Φ_{FT}^r under circuit-level stochastic noise with parameter $\delta < \delta_{th}$, we have

$$\|\tilde{\mathcal{T}}_{\Phi_{\text{FT}}^r} - \mathcal{N} \circ \mathcal{E}_r^{\otimes \frac{x}{m_r}} \circ \mathcal{T}_{\Phi}\|_{\diamond} \leq \epsilon(x), \quad (180)$$

where \mathcal{N} is a channel with weight μn with respect to each block of \mathcal{C}_r , and $\epsilon(x) \rightarrow 0$ as $x \rightarrow \infty$. Moreover, the value of r may be chosen such that¹⁶ $m_r = \Theta\left(x^{\frac{1}{l}}\right)$, $l > 1$ is an arbitrary fixed integer, i.e., not depending on r .

We note that an analogous version of Theorem 41 has been proven under a general noise model that includes non-stochastic noise models such as coherent and amplitude damping noise [CFG25].

Remark 42. *For the constructions presented in [Got14; FGL20], the parameter $\epsilon(x)$ vanishes polynomially with respect to x . From Eq. (180) and Fig. 8, we note that the noisy realization of the fault-tolerant circuit Φ_{FT}^r realizes the state preparation circuit Φ in multiple code blocks of \mathcal{C}_r (up to a local stochastic channel applied on them). In particular, the number of blocks is given by $h \leq \frac{x}{m_r}$. Using Theorem 41, $x = \Theta(m_r^l)$ for $l > 1$, we have that $h = \Theta(m_r^{l-1})$. By choosing the integer l to be large enough, we can ensure that $h \geq p(\cdot)$, as required in Theorem 43 for constant overhead.*

In Theorem 43, we construct a fault-tolerant circuit $\bar{\Phi}$ for any state preparation circuit Φ , such that $\bar{\Phi}$ has the same input and output systems as Φ , and simulates Φ up to a local stochastic noise on the output.

Theorem 43. *There exists a threshold value $\delta_{th} > 0$, constants $\kappa_1, \kappa_2 > 0$, such that the following holds:*

Consider a state preparation circuit Φ , with x qubit output and operating on $O(x)$ qubits and having size $|\Phi| = \text{poly}(x)$. Then, there exists a quantum circuit $\bar{\Phi}$, with the same input

¹⁶Here $\Theta(\cdot)$ is the usual big-Theta asymptotic scaling, that is, $f(n) = \Theta(g(n))$ iff $c_1 g(n) \leq f(n) \leq c_2 g(n)$ for some constants $c_1, c_2 > 0$.

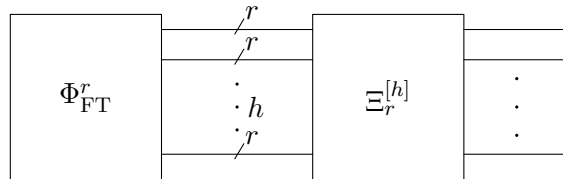


Figure 8: The figure illustrates the fault-tolerant realization of a state preparation circuit Φ with constant overhead. First Φ_{FT}^r realizes Φ in the code space of h code blocks of \mathcal{C}_r , then the interface $\Xi_r^{[h]}$ takes them out of the code space.

and output systems as Φ and working on $O(x)$ qubits, such that its noisy realization $\tilde{\mathcal{T}}_{\bar{\Phi}}$, under circuit level stochastic noise with parameter $\delta < \delta_{th}$ satisfies the following

$$\|\tilde{\mathcal{T}}_{\bar{\Phi}} - \mathcal{V} \circ \mathcal{T}_{\Phi}\|_{\diamond} \leq \epsilon(x), \quad (181)$$

where \mathcal{V} is a local stochastic channel with parameter $(\kappa_1 \delta)^{\kappa_2}$. The error parameter¹⁷ $\epsilon(x) \rightarrow 0$ as $x \rightarrow \infty$.

Proof. The quantum circuit $\bar{\Phi}$ is constructed as follows: we first realize the quantum circuit Φ in the code space of $h = \frac{x}{m_r}$ copies of \mathcal{C}_r using Theorem 41, and then apply the interface circuit $\Xi_r^{[h]}$ from Theorem 24. Therefore,

$$\bar{\Phi} := \Xi_r^{[h]} \circ \Phi_{\text{FT}}^r \quad (182)$$

From Theorem 41, Φ_{FT}^r operates on $O(x')$ qubits. As discussed in Remark 42, we can chose r in a way that $h \geq p(\cdot)$ as required for constant overhead in Theorem 24; therefore, $\Xi_r^{[h]}$ operates on $O(m_r h) = O(x)$ qubits. Hence, $\bar{\Phi}$ operates on $O(x)$ qubits.

We will now show that Eq. (181) holds. From Theorem. (41), we have

$$\|\tilde{\mathcal{T}}_{\Phi_{\text{FT}}^r} - \mathcal{N} \circ \mathcal{E}_r^{\otimes h} \circ \mathcal{T}_{\Phi}\|_{\diamond} \leq \epsilon(x), \quad (183)$$

For $\Xi_r^{[h]}$ from Theorem 24, we have Eq. (52),

$$\tilde{\mathcal{T}}_{\Xi_r^{[h]}} \circ \mathcal{N} \circ \mathcal{E}_r^{\otimes h} = \mathcal{V}, \quad (184)$$

where \mathcal{V} is a local stochastic channel with parameter $(\kappa_1 \delta)^{\kappa_2}$ for some constants $\kappa_1, \kappa_2 > 0$.

Finally, we have

$$\begin{aligned} \|\tilde{\mathcal{T}}_{\bar{\Phi}} - \mathcal{V} \circ \mathcal{T}_{\Phi}\|_{\diamond} &= \|\tilde{\mathcal{T}}_{\Xi_r^{[h]}} \circ \tilde{\mathcal{T}}_{\Phi_{\text{FT}}^r} - \mathcal{V} \circ \mathcal{T}_{\Phi}\|_{\diamond} \\ &= \|\tilde{\mathcal{T}}_{\Xi_r^{[h]}} \circ \tilde{\mathcal{T}}_{\Phi_{\text{FT}}^r} - \tilde{\mathcal{T}}_{\Xi_r^{[h]}} \circ \mathcal{N} \circ \mathcal{E}_r^{\otimes h} \circ \mathcal{T}_{\Phi} + \tilde{\mathcal{T}}_{\Xi_r^{[h]}} \circ \mathcal{N} \circ \mathcal{E}_r^{\otimes h} \circ \mathcal{T}_{\Phi} - \mathcal{V} \circ \mathcal{T}_{\Phi}\|_{\diamond} \\ &\leq \|\tilde{\mathcal{T}}_{\Xi_r^{[h]}}\|_{\diamond} \|\tilde{\mathcal{T}}_{\Phi_{\text{FT}}^r} - \mathcal{N} \circ \mathcal{E}_r^{\otimes h} \circ \mathcal{T}_{\Phi}\|_{\diamond} \\ &\leq \epsilon(x), \end{aligned} \quad (185)$$

where in the first inequality uses Eq. (184) and the sub-multiplicativity of the diamond norm: $\|\mathcal{W}_1 \circ \mathcal{W}_2\|_{\diamond} \leq \|\mathcal{W}_1\|_{\diamond} \|\mathcal{W}_2\|_{\diamond}$. For the inequality in the last line, we have used Eq. (183), and the fact that $\|\mathcal{W}\|_{\diamond} = 1$ for any quantum channel \mathcal{W} . \square

6.2 Applications

We below remark on applications of state preparation with constant overhead to fault-tolerant quantum computation and communication.

¹⁷ $\epsilon(x)$ is the same as in Theorem 41.

Fault-tolerant quantum computation: The state preparation method from Theorem 18 has the following two applications in fault-tolerant quantum computation:

- (i) Gate teleportation is a widely used scheme in fault-tolerant quantum computation to realize universal logic gates in the code space of error correcting codes [GC99; ZLC00; Nie03; RB01; BK05; Got14]. However, gate teleportation requires preparation of suitable resource states. Usually this state preparation is costly and incurs a significant overhead that grows as the target infidelity decreases. Since for larger computation, we will need a state with smaller infidelity, the overhead grows with the size of computation.

For example, magic state distillation is a standard method of preparing high fidelity eigenstates of non-Clifford gates in code space of an error correcting code [BK05]. It takes many copies of a noisy quantum state and distills a fewer number of quantum states with high fidelity. Magic state distillation along with Clifford gate gives a universal set of logic gates. However, magic distillation traditionally incurs a qubit overhead that grows polylogarithmically with respect to the inverse of target infidelity. It was a long standing question whether magic state distillation with constant overhead is possible [BH12; HH18a; MEK12; CAB12; Jon13; HH18b; KT18]. This has been recently resolved affirmatively in [WHY25].

Our state preparation method from Theorem 43 can be used for preparing resource states for gate teleportation with low overhead; providing an alternative to magic state distillation.

- (ii) Our state-preparation method yields a direct route to achieve fault-tolerant quantum computation with constant overhead. Concretely, we can encode all logical qubits throughout the computation into a single QLDPC code block with constant rate. Logical gates are implemented using our state-preparation method together with gate teleportation. This approach is more compact than the protocol of Ref. [Got14], where the logical qubits are stored across many QLDPC code blocks and each block must be tracked and addressed during the computation.

We note that our state-preparation procedure itself encodes logical qubits into multiple QLDPC blocks. However, because the state-preparation circuits are fixed in advance, this multi-block structure does not need to be adapted according to the target computation that we wish to run. The target computation can be executed on a single large QLDPC block by simply implementing the original logical circuit on that block.

Fault-tolerant quantum communication: The theory of fault-tolerant quantum communication is concerned with channel coding for noisy channels, while assuming circuit-level noise in the encoder and decoder circuits of the channel code. The fault-tolerant quantum communication was initiated in Ref. [CM22], establishing that it is possible to communicate with non-zero communication rates, under circuit-level noise. Moreover, the communication rate approaches the channel capacity as the circuit-level noise rate δ approaches to zero. The fault-tolerant communication was later extended to entanglement assisted scenarios in Ref. [BCM24], and explicit constructions of fault-tolerant communication codes was provided under a general non-Pauli noise in Ref. [CFG26].

In these earlier works, a model of fault-tolerant communication is used, where the encoder of the channel code corresponds to preparing a quantum state, which is then transferred using copies of a noisy quantum channel. Albeit this state preparation is realized fault-tolerantly, its qubit overhead grows with respect to the size of its output system, i.e., the number of channel uses. Using our state preparation method from Theorem 43, we can make the qubit overhead constant in the state preparation circuit; therefore, significantly reducing the overhead in the encoder.

We note that to make the overall overhead constant in fault-tolerant quantum communication, we need to realize the decoder circuit of the channel code with constant overhead too. To do this, we need an encoding interface with constant overhead that fault-tolerantly encodes an arbitrary quantum state in an arbitrary level r of the QLDPC code. We believe that this can be achieved by running our decoding interface procedure in reverse, i.e., first encoding in some fixed level \bar{r} , and then increasing it one by one to reach r . A full analysis of the encoding interface is left for future works.

Acknowledgements

MC and AG acknowledge financial support from Villum Fonden (Grant 10059 ‘QMATH’) and the Novo Nordisk Foundation (Grant NNF20OC0059939 ‘Quantum for Life’). OF acknowledges financial support from the European Research Council (ERC Grant, Agreement No. 851716) and from a government grant managed by the Agence Nationale de la Recherche under the Plan France 2030 with the reference ANR-22-PETQ-0006.

References

- [AB97] Dorit Aharonov and Michael Ben-Or. “Fault-tolerant quantum computation with constant error”. In: *Proceedings of the twenty-ninth annual ACM symposium on Theory of computing*. 1997, pp. 176–188.
- [AGP06] Panos Aliferis, Daniel Gottesman, and John Preskill. “Quantum accuracy threshold for concatenated distance-3 codes”. In: *Quantum Information & Computation* 6.2 (2006), pp. 97–165.
- [BCM24] Paula Belzig, Matthias Christandl, and Alexander Müller-Hermes. “Fault-Tolerant Coding for Entanglement-Assisted Communication”. In: *IEEE Transactions on Information Theory* 70.4 (2024), pp. 2655–2673.
- [BE21a] Nikolas P Breuckmann and Jens N Eberhardt. “Balanced product quantum codes”. In: *IEEE Transactions on Information Theory* 67.10 (2021), pp. 6653–6674.
- [BE21b] Nikolas P Breuckmann and Jens Niklas Eberhardt. “Quantum low-density parity-check codes”. In: *PRX quantum* 2.4 (2021), p. 040101.
- [BH12] Sergey Bravyi and Jeongwan Haah. “Magic-state distillation with low overhead”. In: *Physical Review A—Atomic, Molecular, and Optical Physics* 86.5 (2012), p. 052329.

- [BK05] Sergey Bravyi and Alexei Kitaev. “Universal quantum computation with ideal Clifford gates and noisy ancillas”. In: *Physical Review A—Atomic, Molecular, and Optical Physics* 71.2 (2005), p. 022316.
- [Bon+25] J Pablo Bonilla Ataides et al. “Constant-overhead fault-tolerant Bell-pair distillation using high-rate codes”. In: *Physical Review Letters* 135.13 (2025), p. 130804.
- [Bra+20] Sergey Bravyi et al. “Quantum advantage with noisy shallow circuits”. In: *Nature Physics* 16.10 (2020), pp. 1040–1045.
- [BY26] Paula Belzig and Hayata Yamasaki. *Constant-space-overhead fault-tolerant quantum input/output and communication*. 2026. arXiv: 2602.09103 [quant-ph]. URL: <https://arxiv.org/abs/2602.09103>.
- [CAB12] Earl T Campbell, Hussain Anwar, and Dan E Browne. “Magic-state distillation in all prime dimensions using quantum reed-muller codes”. In: *Physical Review X* 2.4 (2012), p. 041021.
- [CDZ13] Alain Couvreur, Nicolas Delfosse, and Gilles Zémor. “A construction of quantum LDPC codes from Cayley graphs”. In: *IEEE transactions on information theory* 59.9 (2013), pp. 6087–6098.
- [CFG25] Matthias Christandl, Omar Fawzi, and Ashutosh Goswami. “Fault-Tolerant Quantum Computation with Constant Overhead for General Noise”. In: *PRX Quantum* 6.4 (2025), p. 040334.
- [CFG26] Matthias Christandl, Omar Fawzi, and Ashutosh Goswami. “Fault-tolerant quantum input/output”. In: *accepted for publication in IEEE Transactions on Information Theory* (2026). arXiv preprint arXiv:2408.05260.
- [CM22] Matthias Christandl and Alexander Müller-Hermes. “Fault-Tolerant Coding for Quantum Communication”. In: *IEEE Transactions on Information Theory* 70.1 (2022), pp. 282–317.
- [Cro+24] Andrew W Cross et al. “Improved QLDPC surgery: Logical measurements and bridging codes”. In: *arXiv preprint arXiv:2407.18393* (2024).
- [CS96] A Robert Calderbank and Peter W Shor. “Good quantum error-correcting codes exist”. In: *Physical Review A* 54.2 (1996), p. 1098.
- [Dal+25] Alexander M Dalzell et al. “A distillation-teleportation protocol for fault-tolerant QRAM”. In: *arXiv preprint arXiv:2505.20265* (2025).
- [Din+22] Irit Dinur et al. “Locally testable codes with constant rate, distance, and locality”. In: *Proceedings of the 54th Annual ACM SIGACT Symposium on Theory of Computing*. 2022, pp. 357–374.
- [EKZ22] Shai Evra, Tali Kaufman, and Gilles Zémor. “Decodable quantum LDPC codes beyond the n distance barrier using high-dimensional expanders”. In: *SIAM Journal on Computing* 53.6 (2022), FOCS20–276.
- [FGL18] Omar Fawzi, Antoine Grospellier, and Anthony Leverrier. “Efficient decoding of random errors for quantum expander codes”. In: *Proceedings of the 50th Annual ACM SIGACT Symposium on Theory of Computing*. 2018, pp. 521–534.

- [FGL20] Omar Fawzi, Antoine Grospellier, and Anthony Leverrier. “Constant overhead quantum fault tolerance with quantum expander codes”. In: *Communications of the ACM* 64.1 (2020), pp. 106–114.
- [GC99] Daniel Gottesman and Isaac L Chuang. “Demonstrating the viability of universal quantum computation using teleportation and single-qubit operations”. In: *Nature* 402.6760 (1999), pp. 390–393.
- [Got14] Daniel Gottesman. “Fault-tolerant quantum computation with constant overhead”. In: *Quantum Information and Computation* 14.15&16 (2014), pp. 1338–1371.
- [Got97] Daniel Gottesman. “Stabilizer codes and quantum error correction”. PhD thesis. California Institute of Technology, 1997. URL: <https://arxiv.org/abs/quant-ph/9705052>.
- [Gro19] Antoine Grospellier. “Constant time decoding of quantum expander codes and application to fault-tolerant quantum computation”. PhD thesis. Sorbonne Université, 2019.
- [Gu+24] Shouzen Gu et al. “Single-shot decoding of good quantum LDPC codes”. In: *Communications in Mathematical Physics* 405.3 (2024), p. 85.
- [He+25] Zhiyang He et al. “Extractors: QLDPC architectures for efficient Pauli-based computation”. In: *arXiv preprint arXiv:2503.10390* (2025).
- [HH18a] Jeongwan Haah and Matthew B Hastings. “Codes and protocols for distilling t , controlled- s , and toffoli gates”. In: *Quantum* 2 (2018), p. 71.
- [HH18b] Matthew B Hastings and Jeongwan Haah. “Distillation with sublogarithmic overhead”. In: *Physical review letters* 120.5 (2018), p. 050504.
- [HHO21] Matthew B Hastings, Jeongwan Haah, and Ryan O’Donnell. “Fiber bundle codes: breaking the $n^{1/2} \text{polylog}(n)$ barrier for quantum ldpc codes”. In: *Proceedings of the 53rd Annual ACM SIGACT Symposium on Theory of Computing*. 2021, pp. 1276–1288.
- [Jon13] Cody Jones. “Multilevel distillation of magic states for quantum computing”. In: *Physical Review A—Atomic, Molecular, and Optical Physics* 87.4 (2013), p. 042305.
- [Kit97] A Yu Kitaev. “Quantum computations: algorithms and error correction”. In: *Russian Mathematical Surveys* 52.6 (1997), p. 1191.
- [KSW08] Dennis Kretschmann, Dirk Schlingemann, and Reinhard F Werner. “The information-disturbance tradeoff and the continuity of Stinespring’s representation”. In: *IEEE transactions on information theory* 54.4 (2008), pp. 1708–1717.
- [KT18] Anirudh Krishna and Jean-Pierre Tillich. “Towards low overhead magic state distillation”. In: *arXiv preprint arXiv:1811.08461* (2018).
- [LTZ15] Anthony Leverrier, Jean-Pierre Tillich, and Gilles Zémor. “Quantum expander codes”. In: *2015 IEEE 56th Annual Symposium on Foundations of Computer Science*. IEEE. 2015, pp. 810–824.

- [LZ22] Anthony Leverrier and Gilles Zémor. “Quantum tanner codes”. In: *2022 IEEE 63rd Annual Symposium on Foundations of Computer Science (FOCS)*. IEEE, 2022, pp. 872–883.
- [LZ23] Anthony Leverrier and Gilles Zémor. “Decoding quantum Tanner codes”. In: *IEEE Transactions on Information Theory* 69.8 (2023), pp. 5100–5115.
- [MEK12] Adam M Meier, Bryan Eastin, and Emanuel Knill. “Magic-state distillation with the four-qubit code”. In: *arXiv preprint arXiv:1204.4221* (2012).
- [MMM04] David JC MacKay, Graeme Mitchison, and Paul L McFadden. “Sparse-graph codes for quantum error correction”. In: *IEEE Transactions on Information Theory* 50.10 (2004), pp. 2315–2330.
- [MR18] Dmitri Maslov and Martin Roetteler. “Shorter stabilizer circuits via Bruhat decomposition and quantum circuit transformations”. In: *IEEE Transactions on Information Theory* 64.7 (2018), pp. 4729–4738.
- [Nie03] Michael A Nielsen. “Quantum computation by measurement and quantum memory”. In: *Physics Letters A* 308.2-3 (2003), pp. 96–100.
- [PK22] Pavel Panteleev and Gleb Kalachev. “Asymptotically good quantum and locally testable classical LDPC codes”. In: *Proceedings of the 54th Annual ACM SIGACT Symposium on Theory of Computing*. 2022, pp. 375–388.
- [Pre98] John Preskill. “Fault-tolerant quantum computation”. In: *Introduction to quantum computation and information*. World Scientific, 1998, pp. 213–269.
- [RB01] Robert Raussendorf and Hans J Briegel. “A one-way quantum computer”. In: *Physical review letters* 86.22 (2001), p. 5188.
- [Ste96] Andrew Steane. “Multiple-particle interference and quantum error correction”. In: *Proceedings of the Royal Society of London. Series A: Mathematical, Physical and Engineering Sciences* 452.1954 (1996), pp. 2551–2577.
- [TKY24] Shiro Tamiya, Masato Koashi, and Hayata Yamasaki. “Polylog-time-and constant-space-overhead fault-tolerant quantum computation with quantum low-density parity-check codes”. In: *arXiv preprint arXiv:2411.03683* (2024).
- [TZ13] Jean-Pierre Tillich and Gilles Zémor. “Quantum LDPC codes with positive rate and minimum distance proportional to the square root of the blocklength”. In: *IEEE Transactions on Information Theory* 60.2 (2013), pp. 1193–1202.
- [Wat09] John Watrous. “Semidefinite programs for completely bounded norms”. In: *Theory of Computing* 5 (2009), pp. 217–238.
- [Web+26] Paul Webster et al. “The Pinnacle Architecture: Reducing the cost of breaking RSA-2048 to 100 000 physical qubits using quantum LDPC codes”. In: *arXiv preprint arXiv:2602.11457* (2026).
- [WHY25] Adam Wills, Min-Hsiu Hsieh, and Hayata Yamasaki. “Constant-overhead magic state distillation”. In: *Nature Physics* 21.11 (2025), pp. 1842–1846.
- [WSC25] Paul Webster, Samuel C Smith, and Lawrence Z Cohen. “Explicit construction of low-overhead gadgets for gates on quantum LDPC codes”. In: *arXiv preprint arXiv:2511.15989* (2025).

- [Xu+25] Qian Xu et al. “Batched high-rate logical operations for quantum LDPC codes”. In: *arXiv preprint arXiv:2510.06159* (2025).
- [Yod+25] Theodore J Yoder et al. “Tour de gross: A modular quantum computer based on bivariate bicycle codes”. In: *arXiv preprint arXiv:2506.03094* (2025).
- [ZLC00] Xinlan Zhou, Debbie W Leung, and Isaac L Chuang. “Methodology for quantum logic gate construction”. In: *Physical Review A* 62.5 (2000), p. 052316.