

A Decade of Public Procurement in Spain: Extraction, Structuring, and Analysis of BOE Data (2014–2024)

Manuel Muñoz Plá^{*1}

¹Independent Researcher

May 2025

Abstract

Public procurement data in Spain are disseminated through the Official State Gazette (*Boletín Oficial del Estado*, BOE), a semi-structured legal publication that hinders systematic computational analysis. This paper presents a longitudinal, open dataset of approximately 97,000 public procurement records extracted from Section V-A of the BOE covering the period January 2014 to December 2024. We describe a fully reproducible ETL pipeline that transforms heterogeneous HTML announcements into a structured dataset of 15 variables aligned with the Open Contracting Data Standard (OCDS), integrating financial, administrative, sectoral (CPV), and geographic attributes.

Exploratory analysis reveals strong positive skewness in contract values, geographic concentration in major administrative regions, and sectoral dominance of services and supplies over the decade. We apply multiple linear regression to examine determinants of awarded contract value, K-Means clustering to segment contractors by volume and aggregate amount, and a Wilcoxon–Mann–Whitney non-parametric test to confirm statistically significant differences between public works and services contracts.

The dataset is published under a CC0 licence at <https://doi.org/10.5281/zenodo.15120882>. The extraction pipeline is publicly available at <https://github.com/mmunozp1/M2.851-May25>. Together they constitute an open, reproducible resource for public procurement research and evidence-based policy analysis in Spain.

Keywords: public procurement, open government data, BOE, Spain, OCDS, ETL pipeline, data science, contract awards, CPV.

Dataset DOI: [10.5281/zenodo.15120882](https://doi.org/10.5281/zenodo.15120882) (CC0)

Code: <https://github.com/mmunozp1/M2.851-May25>

1 Introduction

Public procurement constitutes a principal mechanism through which public expenditure reaches the private sector. In the European Union it accounts for approximately 14–20% of GDP, representing one of the largest categories of public expenditure [1]. The availability of structured, machine-readable procurement data is therefore a prerequisite for empirical research on public spending patterns, market structure, and administrative efficiency.

In Spain, the *Boletín Oficial del Estado* (BOE) constitutes the authoritative source of public contracting announcements at the central state level. Section V-A of the BOE publishes both

*ORCID: [0009-0000-5714-912X](https://orcid.org/0009-0000-5714-912X)

tender notices (*licitaciones*) and contract award notices (*formalizaciones*) for all central-state contracting authorities. However, the BOE publishes in HTML and PDF formats that are semi-structured, heterogeneous across institutions and time periods, and not designed for computational consumption. No fully structured, machine-readable national dataset covering a longitudinal period of central-state procurement exists in the public domain.

The objective of this work is threefold. First, to build and publish a reproducible pipeline that transforms a decade of BOE procurement announcements into a structured dataset. Second, to align that dataset with the Open Contracting Data Standard (OCDS) to enable interoperability with international procurement data [2]. Third, to demonstrate the analytical value of the resulting dataset through exploratory, supervised, and unsupervised analyses of procurement patterns in Spain from 2014 to 2024.

Data extraction and reuse are explicitly permitted under Spanish Law 37/2007 on the reuse of public sector information (RISP) [3], which designates BOE content as open, freely reusable public data. The dataset is published under a Creative Commons Zero (CC0) licence, ensuring maximum accessibility in accordance with FAIR data principles [4].

The contributions of this work are:

- (i) a longitudinal, OCDS-aligned dataset of Spanish central-state public procurement (2014–2024), published under CC0 at <https://doi.org/10.5281/zenodo.15120882>;
- (ii) a fully reproducible ETL pipeline for structured extraction from BOE HTML announcements, publicly available at <https://github.com/mmunozp1/M2.851-May25>;
- (iii) empirical evidence on contract value distribution, geographic concentration, sectoral structure, and contractor market stratification in Spanish public procurement over a decade.

2 Related Work

This work lies at the intersection of open government data, public expenditure analysis, and administrative data science.

Open contracting data. The Open Contracting Data Standard (OCDS) provides a free, non-proprietary data model for publishing information across the full contracting cycle — planning, tendering, award, and contract management. Implemented by over 50 governments and endorsed by the G20, OCDS constitutes the reference standard for structured procurement data [2]. Alignment with OCDS enables comparative research and interoperability across national datasets.

Structured procurement datasets. Several national and supranational bodies have published structured procurement datasets. The EU’s Tender Electronic Daily (TED) provides machine-readable notices across member states. The United Kingdom (Contracts Finder), Ukraine (ProZorro), and Colombia (SECOP) have published OCDS-aligned open datasets enabling economic and governance analysis. Spain lacks an equivalent structured national dataset at central-state level; the present work addresses this gap.

Administrative data science. The transformation of semi-structured administrative records into analytical datasets is a recognised methodological challenge. Heterogeneous formats, inconsistent entity naming, missing values arising from administrative life cycles, and reporting biases inherent to legal publications require domain-specific cleaning strategies [5, 6].

3 Data Source and Extraction Architecture

3.1 Source

The dataset derives from **Section V-A of the BOE**, which publishes procurement announcements for all contracting authorities at the Spanish central state level. The temporal coverage spans 1 January 2014 to 31 December 2024. The source is official, in the public domain, and freely reusable under Law 37/2007 RISP [3].

3.2 ETL Pipeline

The extraction follows an ETL (Extract–Transform–Load) architecture implemented in Python (3.9+) and publicly available at <https://github.com/mmunozp1/M2.851-May25>. The pipeline is modular, with clear separation of responsibilities:

- `obtener_anuncios.py` — parses daily BOE indices and identifies contracting notices by section and announcement type.
- `obtener_analisis.py` — extracts contract modality, type, procedure, geographic scope, and CPV category descriptions.
- `obtener_datos_economicos.py` — extracts financial fields (estimated value, awarded value) and contractor names from structured HTML blocks and free text.
- `obtener_extra_texto.py` — extracts granular CPV codes.
- `main.py` — orchestrates the complete pipeline and persists results to CSV.
- `test.py` — unit tests for module validation.

HTTP connections use `requests.Session()` with configurable timeouts, automatic retries, and inter-request delays, ensuring robust and responsible scraping. Requirements are pinned in `requirements.txt` (requests 2.31.0, BeautifulSoup4 4.12.3, pandas 2.0.3).

4 Dataset Construction and Variables

4.1 From Announcements to Records

The initial scraping yields **90,140 observations** covering both tender notices and contract award announcements. In a second phase, four new variables are added by re-parsing each HTML announcement: *Naturaleza* (contract category), *valor_estimado_licitacion* (pre-award estimated value, €), *valor_oferta_adjudicada* (final awarded value, €), and *nombre_adjudicatario* (contractor name). Records with multiple awardees are disaggregated into one observation per contractor, producing a raw dataset of **97,154 observations across 15 variables**.

4.2 Variable Description

Table 1: Dataset variables, types, and descriptions.

Variable	Type	Description
Institucion	character	Principal contracting institution
Organismo_responsable	character	Managing department or unit
Expediente	character	Unique procedure identifier
Fecha	Date	Publication date
Tipo	character	Licitación / Contratación
Naturaleza	character	Contract category
Objeto	character	Free-text contract description
Procedimiento	character	Procurement procedure
Ambito_geografico	character	Geographic scope
Materias_CPV	character	CPV category descriptions
Codigos_CPV	character	Specific CPV codes
valor_estimado_licitacion	numeric	Pre-award estimated value (€)
valor_oferta_adjudicada	numeric	Final awarded value (€)
nombre_adjudicatario	character	Awarded contractor name
Enlace_HTML	character	URL to BOE announcement

5 Data Cleaning and Preprocessing

5.1 Type Conversions and Normalisation

All variables are initially read as character strings. **Fecha** is converted to Date format. The two monetary fields are converted to numeric, removing currency symbols, thousand separators (.) and decimal commas (,).

Categorical variables are normalised: inconsistent casing, punctuation variants, and orthographic differences are resolved through uppercase normalisation and entity deduplication (e.g., "ADIF - Presidencia" and "Adif Presidencia." are unified as "ADIF PRESIDENCIA"). CPV fields are reduced to numeric codes.

5.2 Missing Values

Table 2 summarises the principal missing-value patterns. The complementary behaviour of the two monetary fields reflects the administrative contracting life cycle: once awarded, the estimated value becomes historical. No imputation is performed on monetary fields.

Table 2: Principal missing-value patterns in the dataset.

Variable	Missing (%)	Nature
valor_estimado_licitacion	54.67	Present in unawarded tenders only
valor_oferta_adjudicada	35.10	Absent in unawarded tenders
nombre_adjudicatario	35.10	Tied to absence of awarded value
Procedimiento	5.88	Not reported in some announcements
Ambito_geografico	6.61	Likely national-scope contracts
Codigos_CPV	8.95	Absent in older announcements

5.3 Filtering

Records with `valor_oferta_adjudicada = 0` are removed as administrative artefacts without economic content. Records with awarded value $< 1,000$ € are also removed (1,475 records, 2.38%

of total), as they correspond to extraction errors or negligible microcontracts. After full cleaning the dataset contains **96,032 observations**.

5.4 Analytical Subset

For modelling and statistical analysis, only *Contratación* records (contract award notices with confirmed amounts and identified contractors) are retained. This yields **60,456 final observations** across 12 analytical variables, spanning 2,994 distinct publication dates from 2014-01-03 to 2024-12-31, produced by 79 unique contracting institutions and 1,203 responsible bodies.

6 Exploratory Analysis

6.1 Distribution of Contract Values

Awarded contract values exhibit strong positive skewness, spanning approximately six orders of magnitude (Table 3). Figure 1 shows the distribution in log10 scale.

Table 3: Descriptive statistics of awarded contract values.

Statistic	Value (€)
Mean	1,243,788
Median	110,436
Minimum	1,000
Maximum	4,317,800,000

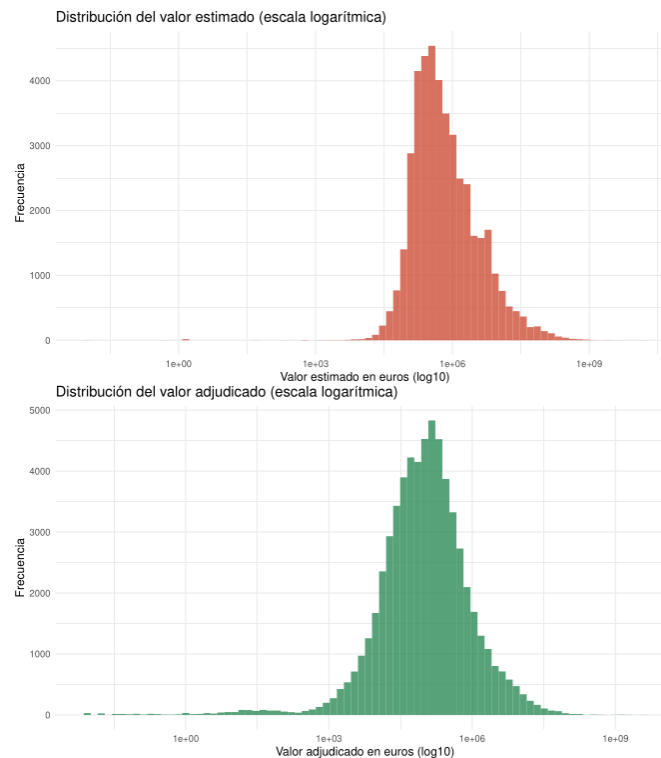


Figure 1: Distribution of awarded contract values in log10 scale. Most contracts concentrate between 10^5 and 10^6 euros, with long tails at both extremes.

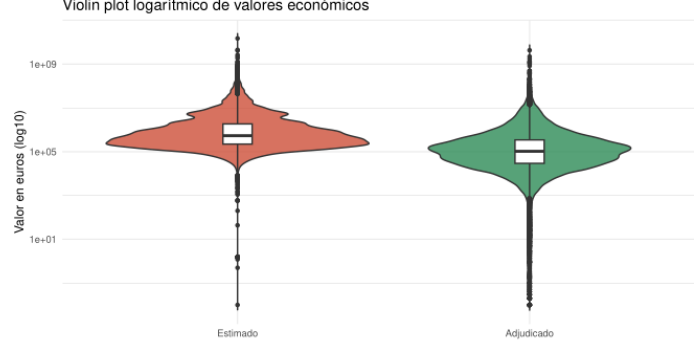


Figure 2: Logarithmic violin plot of estimated and awarded values. Awarded amounts track estimated values closely around the median, with tighter concentration and shorter tails, consistent with competitive adjustment during the tender process.

A three-tier classification by quartile — microcontracts (below Q1, median $\approx 12,009$ €), standard contracts (Q1–Q3, median $\approx 104,447$ €), and macrocontracts (above Q3, median $\approx 912,738$ €) — captures the structural heterogeneity of the dataset.

6.2 Geographic Distribution

Procurement activity is markedly concentrated in a small number of regions. Table 4 lists the top 5 geographic scopes by contract count. Madrid’s dominance reflects the administrative concentration of central-state bodies.

Table 4: Top 5 geographic scopes by number of contract awards.

Geographic scope	N contracts
Comunidad de Madrid	22,138
Andalucía	5,792
Nacional	4,439
Sin definir	3,782
Galicia	2,773

6.3 Sectoral Structure and Temporal Trend

Services and Supplies together account for over 85% of contract award records throughout the decade, with Works as the third largest category. The year-on-year increase in total contract count is consistent with progressive digitalisation of procurement publication and with the extraordinary expenditure cycles associated with COVID-19 emergency procurement (2020) and European Next Generation EU funds (2021–2023).

7 Analysis

7.1 Supervised Analysis: Multiple Linear Regression

A multiple linear regression is fitted to predict `valor_oferta_adjudicada` from categorical predictors: `Institucion`, `Naturaleza`, `Ambito_geografico`, `Procedimiento`, `Organismo_responsable`, and calendar year (`Ano`). The dataset is split 70% training / 30% test, with factor levels harmonised across splits.

Table 5: Performance metrics of the multiple linear regression model on the test set.

Metric	Value
MAE	1,911,532 €
RMSE	11,066,601 €
R^2	0.014
Adjusted R^2	0.005

The low R^2 is expected given the structural absence of imprescindible predictive variables (contract duration, bidder count, lot structure). The model captures aggregate structural effects: the largest coefficients in absolute magnitude correspond to specific geographic scope combinations and the contract category *Gestión de Servicios Públicos*, confirming that geographic and functional dimensions account for the largest share of explained variance.

Figure 3 shows the distribution of prediction errors in log-log scale: the model achieves reasonable accuracy for standard contracts but exhibits increasing dispersion at both tails.

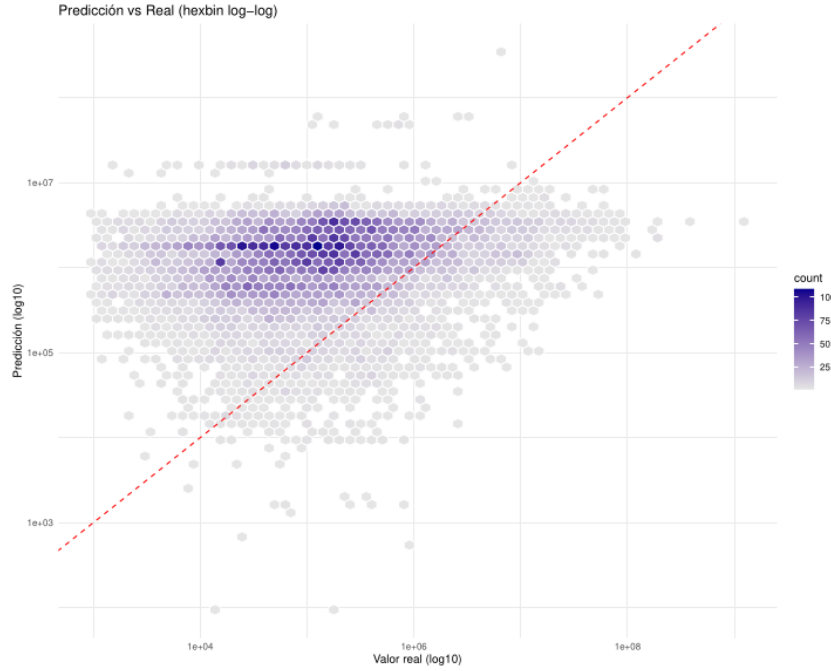


Figure 3: Hexbin scatter of predicted vs. real awarded values in log-log scale. Concentration around the diagonal denotes acceptable accuracy for standard contracts; dispersion increases at both extremes of the distribution.

7.2 Unsupervised Analysis: K-Means Clustering of Contractors

K-Means clustering is applied to the 16,502 unique contractors using two log-transformed aggregated features: total contracts awarded and total awarded value. The elbow method identifies $k = 3$ as optimal.

Table 6: K-Means cluster summary ($k = 3$).

Cluster	Profile	N	Median contracts	Median value (€)
1	High-value operators	3,710	3	4,428,634
2	Standard operators	7,770	1	314,049
3	Microoperators	5,022	1	32,258

The clustering reveals a pyramid structure: a comparatively small tier of high-value operators concentrates high awarded amounts; a larger intermediate tier represents the standard market; and the broadest base aggregates occasional low-value participants. Figure 4 illustrates the three segments in log-log space.

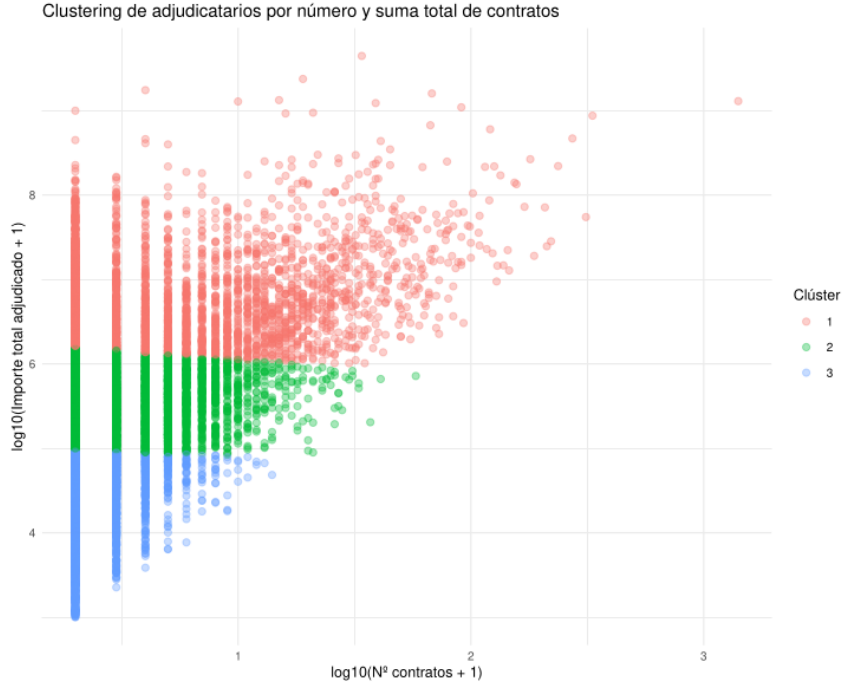


Figure 4: K-Means clustering of contractors by number of contracts (\log_{10}) and total awarded value (\log_{10}). Colours denote the three clusters: high-value operators (red), standard operators (green), and microoperators (blue).

7.3 Hypothesis Test: Works vs. Services

A Wilcoxon–Mann–Whitney non-parametric test is applied to determine whether awarded values differ significantly between Works ($n = 6,077$) and Services ($n = 31,754$) contracts.

Verification of parametric assumptions. Shapiro–Wilk tests applied to log-transformed values reject normality for both groups ($p < 0.001$). Levene’s test rejects equality of variances ($F = 47.31$, $p < 10^{-12}$, $df = 1, 37,829$). Both classical assumptions fail, justifying the non-parametric approach.

Result. $W = 134,427,022$, $p < 2.2 \times 10^{-16}$. The null hypothesis of equal distributions is rejected.

Table 7: Descriptive statistics by contract category.

Category	N	Median (€)	Mean (€)	Max (€)
Works	6,077	296,266	2,616,298	446,614,679
Services	31,754	109,066	830,283	1,267,824,217

Works contracts present significantly higher median and mean awarded values, consistent with the capital-intensive nature of public infrastructure investment. Figure 5 confirms this difference visually.

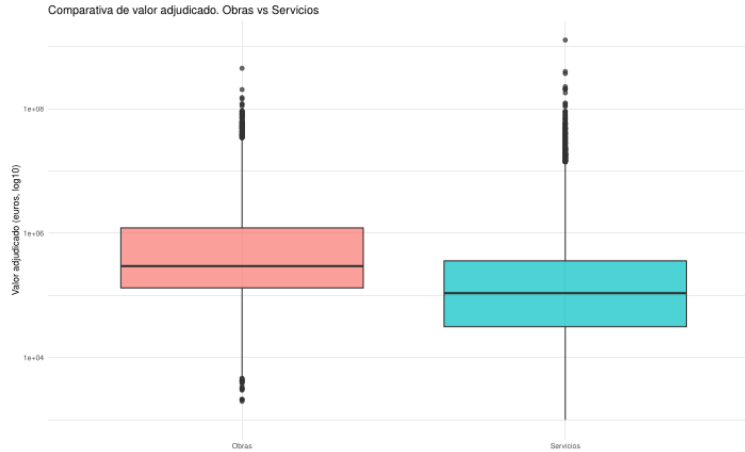


Figure 5: Boxplot of awarded values (log10) for Works and Services contracts. Works contracts present a substantially higher median and wider interquartile range.

8 Discussion and Limitations

Reproducibility. The full extraction pipeline and analytical R notebook are publicly available at <https://github.com/mmunozpl/M2.851-May25>. The dataset is published with a persistent DOI at <https://doi.org/10.5281/zenodo.15120882> (CC0, 53 MB CSV) and indexed in OpenAIRE, ensuring long-term accessibility.

Reporting bias. The dataset captures only what the BOE publishes. Some contracts lack awarded values, contractor names, or CPV codes. Publication delays may place some contracts outside their actual award year, and completeness varies across institutions.

Classification errors. Complex HTML structures in certain announcement types lead to field misclassification. The most notable artefact is the appearance of the *Tribunal Administrativo Central de Recursos Contractuales* (TACRC) — a dispute-resolution body, not a contractor — in the contractor rankings. This reflects a structural limitation of automated extraction from semi-structured legal publications and is explicitly documented as a known issue.

Modelling scope. The linear model’s low R^2 reflects the absence of structurally imprescindible predictive variables: contract duration, number of bidders, lot count, and technical complexity. These attributes are either absent from BOE announcements or require substantially more complex extraction logic. Non-linear approaches and additional variables are identified as natural extensions.

9 Conclusion

We present a longitudinal, structured, and openly licensed dataset of Spanish central-state public procurement covering 2014–2024, derived from BOE Section V-A through a fully automated and reproducible ETL pipeline. The dataset comprises 97,154 observations across 15 variables (60,456 contract award records after cleaning), is aligned with the Open Contracting Data Standard, and is published under CC0 at <https://doi.org/10.5281/zenodo.15120882>.

Exploratory analysis reveals strong value asymmetry, geographic and sectoral concentration, and a structured three-tier market among contractors. Multiple linear regression identifies geographic scope and contract category as the principal structural determinants of awarded value. K-Means clustering segments the contractor population into three interpretable profiles. A Wilcoxon–Mann–Whitney test confirms statistically significant and substantively large differences between Works and Services contracts.

The dataset and pipeline constitute an open resource for public procurement research, administrative data science, and evidence-based policy evaluation in Spain.

Acknowledgements

This work was developed as part of the Master’s programme in Data Science at the Universitat Oberta de Catalunya.

Data and Code Availability

Dataset (CC0): Muñoz Plá, M. (2025). *Licitaciones y Contrataciones del BOE (2014–2024)* [Dataset]. Zenodo. <https://doi.org/10.5281/zenodo.15120882>

Code: <https://github.com/mmunozp1/M2.851-May25>

References

- [1] European Commission. (2023). *Annual Public Procurement Implementation Review*. Publications Office of the European Union. https://single-market-economy.ec.europa.eu/single-market/public-procurement_en
- [2] Open Contracting Partnership. (2020). *Open Contracting Data Standard (OCDS), version 1.1*. <https://standard.open-contracting.org>
- [3] España. Ley 37/2007, de 16 de noviembre, sobre reutilización de la información del sector público. *Boletín Oficial del Estado*, núm. 276, 17 de noviembre de 2007. <https://www.boe.es/eli/es/l/2007/11/16/37>
- [4] Wilkinson, M. D., Dumontier, M., Aalbersberg, I. J. J., et al. (2016). The FAIR Guiding Principles for scientific data management and stewardship. *Scientific Data*, 3, 160018. <https://doi.org/10.1038/sdata.2016.18>
- [5] Han, J., Kamber, M., & Pei, J. (2011). *Data Mining: Concepts and Techniques* (3rd ed.). Morgan Kaufmann.
- [6] Osborne, J. W. (2013). *Best Practices in Data Cleaning*. SAGE Publications.