

Fast-MCS: A Scalable Open-Source Tool to Find Minimal Cut Sets

Shakthivelu Janardhanan^{*}, Yaxuan Chen^{*}, Wolfgang Kellerer^{*}, and Carmen Mas-Machuca^{*†}

^{*}Chair of Communication Networks (LKN), Technical University of Munich (TUM), Germany

[†]Chair of Communication Networks, University of the Bundeswehr Munich (UniBW), Germany

{shakthivelu.janardhanan, yaxuan.chen, wolfgang.kellerer}@tum.de, cmas@unibw.de

Abstract—A network is represented as a graph consisting of nodes and edges. A cut set for a source-destination pair in a network is a set of elements that, when failed, cause the source-destination pair to lose connectivity. A Minimal Cut Set (MCS) is a cut set that cannot be further reduced while maintaining its status as a cut set. MCSs are crucial in identifying the critical elements in the network that have the most significant impact on failure. This work introduces **Fast-MCS**, an open-source, scalable tool for evaluating MCSs in large, complex networks. Additionally, we compare the computation time of **Fast-MCS** with the state-of-the-art.

Index Terms—Minimal Cut Set (MCS), reliability, networks, **Fast-MCS**, Minimal Path Set (MPS).

I. INTRODUCTION

Modern networks, such as communication networks, electrical power grids, transportation, water supply, gas pipelines, etc., can be represented as graphs, consisting of nodes and edges. These networks invariably require high levels of connectivity consistently. A network operator needs to know the most critical elements of the network so they can be better protected in the event of failures.

The connectivity between any source and destination relies on how they are connected in the topology. When a set of elements in the network fails, disconnecting the source-destination pair, that set is called a cut set. A MCS is also a cut set that cannot be further reduced [1]. For example, consider the Germany₁₇ topology [2] shown in Fig. 1. Let us assume some traffic between the source Ulm and the destination Hamburg. For this source-destination pair, Ulm-Hamburg, (Frankfurt, Leipzig, Hannover) is a cut set because the failure of these nodes causes Ulm and Hamburg to be disconnected. However, the set can be further reduced to (Frankfurt, Leipzig) and still maintain its status as a cut set. Hence, (Frankfurt, Leipzig) is a Minimal Cut Set (MCS). Note that a single source-destination pair can have several MCSs of varying sizes. For example, (Dortmund, Hannover, Leipzig) is another MCS of Ulm-Hamburg with size three. Moreover, a node can be part of several MCSs. In this example, Leipzig is a part of both the MCSs discussed.

MCSs are a popular tool used in modern networks for various purposes across various fields, including aerospace,

This work has been funded by the Federal Ministry of Research, Technology, and Space in Germany (BMFTR) under the project SUSTAINET-ADVANCE (grant ID: 16KIS2279 and 16KIS2283) and the Bavarian Ministry of Economic Affairs, Regional Development, and Energy under the project ‘6G Future Lab Bavaria’.

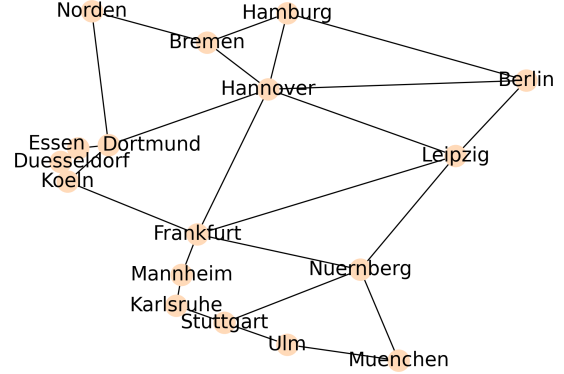


Fig. 1: Germany₁₇ topology [2]

nuclear power, transportation, electrical infrastructure, communication networks, etc. For example, MCSs are used in Fault Tree Analysis [3]–[7], Reliability Block Diagram (RBD) and availability evaluation [8]–[10], sovereignty metric evaluation [11], [12], resilience evaluation [13], [14], etc. Note that the network type does not change the concepts discussed in this work. Our *Fast-MCS* solution is applicable to any network or system that can be represented as a graph consisting of components as nodes and their interconnections as edges. However, this manuscript focuses on communication networks as the primary example.

Several nodes and edges exist in large communication networks. For a source and destination in the network, finding the MCSs, i.e., finding the smallest combinations of nodes whose failure can cause loss of connection between that source and destination, gets computationally expensive as the size of the topology increases. This problem is noted to be NP-hard [15]. The aforementioned tools and evaluations depend on finding the MCSs first. Therefore, it is essential to find a fast algorithm to evaluate MCSs based on the topology information.

Hence, we present the following contributions in this work.

- 1) Sec. II investigates methods to evaluate MCSs.
- 2) Sec. III discusses our novel method to evaluate find MCSs, and its implementation as an open-source tool called *Fast-MCS*.
- 3) Sec. IV shows the performance of PyRBD3, and compares it against the state-of-the-art.

II. BACKGROUND AND RELATED WORK

The most intuitive method to find MCSs is a combinatorial searching algorithm, i.e., checking if each combination of nodes in the network could be a MCS. [8], [16], [17] propose extensions to the classical combinatorial searching algorithm to speed up the process. The authors in [18] extend this approach using Direct Partial Boolean Derivatives (DPBDs). They study the impact of changing a component's state on the overall system availability, with positive and negative effects on path and cut sets, respectively. However, the aforementioned approaches do not scale well for large topologies because the number of possible node combinations scales as $\sum_{i=1}^{|V|-1} \binom{|V|}{i}$.

Other previous works also consider evaluating MCSs. Most of these works discuss the evaluation of MCSs based on MPSs. A path set between a source and a destination is the complement of a cut set; i.e., a path set is a set of nodes whose availability connects the source and destination. A MPS is also a path set, but it cannot be further reduced. For example, let us assume some traffic between the source Ulm and the destination Hamburg, in the Germany_17 topology in Fig. 1. For this source-destination pair, {Ulm, Muenchen, Nuernberg, Leipzig, Berlin, Hannover, Hamburg} is a path set because the availability of these nodes ensures a successful path between the source and the destination. However, this path set is not minimal because it can be further reduced to {Ulm, Muenchen, Nuernberg, Leipzig, Berlin, Hamburg}. This new set cannot be reduced further, and hence is a MPS. Similar to MCSs, a single source-destination pair can have several MPSs. For example, {Ulm, Stuttgart, Nuernberg, Leipzig, Berlin, Hamburg} is another MPS. Additionally, a single node can be a part of multiple MPSs.

MPSs and MCSs are the prime implicants of monotone Boolean functions [19] for the success and the failure of a system, respectively. They are also referred to as the minimal satisfying and maximal non-satisfying vectors of a Boolean function [20]. Since a MPS is the logical opposite of a MCS, finding the logical complement of the MPS yields the MCS.

In [21], the authors introduced the INMIN algorithm for inverting path sets and cut sets. However, the approach relies on exhaustive power-set enumeration and does not scale to large systems. Furthermore, the INMIN algorithm only evaluates the cut sets. It does not evaluate MCSs. This would require further computation. The authors in [22], [23] introduced a recursive inversion technique based on De Morgan's laws and Boolean absorption to convert MPSs to MCSs. Other works, such as [24], [25], use similar approaches to find MCSs.

In [26], the authors present their approach based on De Morgan's rules and Boole-Shannon expansion to evaluate MCSs from MPS. Their primary advantage is the ability to split the expression into smaller partitions for faster calculation and recursive absorption. Therefore, the computation required to obtain the minimum-sum-of-products expression of the MCSs. Their approach is efficient for smaller networks. However, it

does not scale for larger networks. This method is further explained in Sec. III-C.

To overcome the issues identified in previous works, we introduce the following improvements.

- 1) Our method relies on logically complementing the MPSs by using De Morgan's laws and selects a single common element per step to enable scalability across large topologies.
- 2) Our method uses a faster, more memory-efficient set-theoretic approach to complement MPSs, rather than the long Boolean expressions used in [26].
- 3) We implement our method as an open-source tool called *Fast-MCS* [27].
- 4) We compare the performance of *Fast-MCS* against the combinatorial method [8], [16], [17] and the Boole-Shannon method [26].

The implementation of the combinatorial method [8], [16], [17] and the Boole-Shannon expansion [26] are explained in Sections III-A and III-C, respectively. Note that this manuscript considers only nodes to facilitate easier explanation. The concepts of MCSs and MPSs apply to links as well as edges. Furthermore, our tool *Fast-MCS* can include links in the MCSs evaluation, if required.

III. METHODOLOGY

This section discusses the implementation of the combinatorial method [8], [16], [17], the Boole-Shannon expansion [26] technique, and our *Fast-MCS*. For the Boole-Shannon expansion [26] and *Fast-MCS*, we use the same algorithm to find MPSs.

A. Combinatorial method to find MCSs

The combinatorial method [8], [16], [17] to find the MCSs for a source-destination pair is explained in Fig. 2. First, all the simple paths from the source to the destination are noted down as rows. Second, all nodes except the source and destination are treated as potential MCSs and listed as columns (in blue). The table is populated as follows.

- 1) If node v_i is used in path P_i , then the corresponding value is one.
- 2) If node v_i is not used in path P_i , then the corresponding value is zero.

After populating all the blue columns, if any column has all ones, then the corresponding node is present in all the simple paths from the source to the destination. Therefore, if that node fails, connectivity between the source and the destination will be lost. Hence, this node is a MCS.

Next, all possible two-node combinations are taken as columns (in red). The supersets of previously identified MCSs are removed because these supersets can only be cutsets and not MCSs. Then, the columns can be populated by using the logical 'OR' operation between the respective columns of the nodes in the combination. For example, the column for v_i, v_j is obtained by the logical 'OR' operation between the values in the columns for v_i and v_j . After populating the red columns,

		Node combinations									
		v_1	v_2	...	$v_{ V }$	v_1, v_2	v_1, v_3	...	$v_{ V -1}, v_{ V }$	v_2, v_3, v_4	...
Simple paths	P_1	1	0	...	1	1	0	...	1	1	...
	P_2	0	1	...	1	1	1	...	1	1	...
	\vdots	\vdots	\vdots	...	\vdots	1	\vdots	...	\vdots	1	\vdots
	P_n	1	0	...	0	1	0	...	0	1	...
		Single node combinations				Double node combinations				Triple node combinations	
		All ones $\rightarrow (v_1, v_2)$ is a MCS.					All ones $\rightarrow (v_2, v_3, v_4)$ is a MCS.				

Fig. 2: Combinatorial procedure to evaluate Minimal Cut Sets (MCSs).

the test for MCSs is performed again by checking the existence of columns with all ones.

This procedure of populating columns for different node combinations and checking for MCSs is repeated until no more columns are possible. A collection of all the all-ones columns provides all the MCSs for that source-destination pair. For example, in Fig. 2, (v_1, v_2) and (v_2, v_3, v_4) are MCSs.

B. Finding Minimal Path Sets (MPSs)

We find the MPSs based on an extension of the Depth First Search (DFS) algorithm seen in Alg. 1 [9]. First, the branching starts at the source node. The newly explored node is added to the list of visited nodes in that branch. At every step of the branching procedure, two conditions are checked:

- 1) if the newly explored node is the destination, or
- 2) if the newly explored node has already been visited in that branch.

If at least one of the aforementioned conditions is true, the branch is terminated. If both conditions are not met, the branching procedure is continued.

Consider Ulm-Hamburg as the example source-destination pair. In the path set {Ulm, Muenchen, Nuernberg, Leipzig, Berlin, Hannover, Hamburg}, Hamburg is reached from Berlin via Hannover. However, Hamburg can be reached directly from Berlin. Therefore, the proposed path set is not minimal. In other words, when a node that can be reached from one of the previously visited nodes through a shorter path is visited through a longer path, that path is no longer minimal.

Hence, the DFS algorithm must be modified to terminate a branch if a new node is being visited that can already be visited from some other node in the visited list directly. This modification to the DFS algorithm, shown in line 10 of Alg. 1, speeds up the search for MPSs. The branching procedure continues until all branches have been explored and terminated.

C. Finding Minimal Cut Sets (MCSs) based on Boole-Shannon expansion

In this method, the system's success, i.e., the source-destination pair's successful connectivity, is represented as

Algorithm 1 Find Minimal Path Sets (MPSs) based on the modified Depth First Search (DFS) algorithm.

Require: Graph $G = (V, E)$, source src , destination dst .

Ensure: \mathcal{P} is the list of all MPSs from src to dst . $\mathcal{P} \leftarrow \emptyset$

```

1: Call DFS( $s, \emptyset$ )

2: function modified_DFS( $current\_n, path\_p$ )
3:   Add  $current\_n$  to  $path\_p$ .
4:   If  $current\_n = dst$ , then
5:     Store  $path\_p$  in  $\mathcal{P}$ .
6:     Remove  $current\_n$  from  $path\_p$ .
7:   return
8: end if
9:   For each neighbor  $neighbor\_n$  of  $current\_n$  in  $G$ , do
10:    If  $neighbor\_n \notin path\_p$  and  $neighbor\_n$  cannot be
    reached directly from another node in  $path\_p$ , then
11:      call modified_DFS( $neighbor\_n, path\_p$ )
12:    end if
13:  end for
14:  Remove  $current\_n$  from  $path\_p$ .
15: return

```

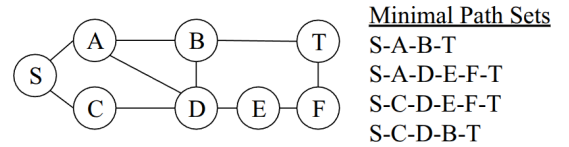


Fig. 3: Example topology, source-destination pair, and its corresponding Minimal Path Sets (MPSs).

its MPSs. Failure is represented by Boolean complementation [26]. A pivot element that appears most frequently is chosen to apply the Boole-Shannon expansion. Shannon expansion is applied as follows.

$$S = xS_{x=1} + \bar{x}S_{x=0}, \quad (1)$$

where x is the pivot element. The $S_{x=1}$ and $S_{x=0}$ expressions are recursively split using the Boole-Shannon expansion, until there are no unique pivot elements. The resulting final expression can be simplified and checked for absorption to obtain the

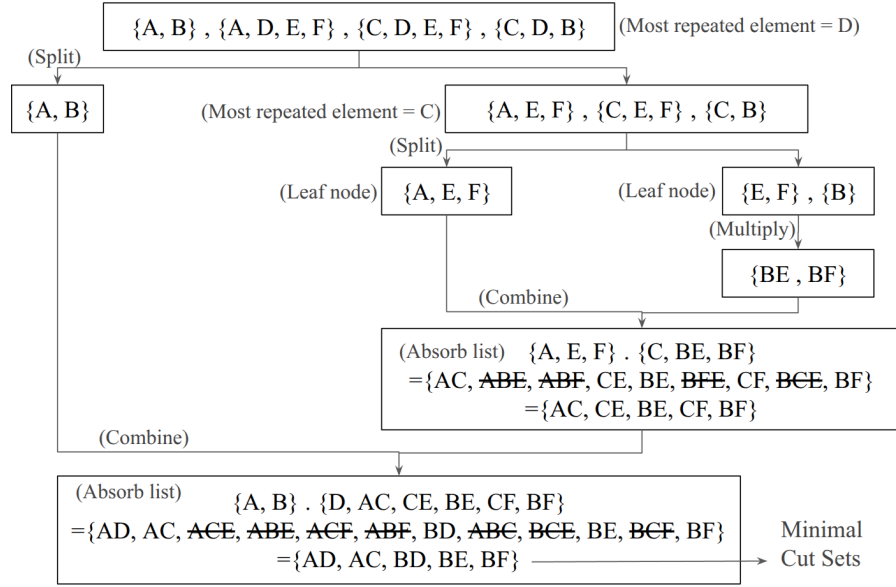


Fig. 4: Fast-MCS's algorithm illustrated with the example source-destination pair, $S - T$, in Fig. 3.

MCSs. For example, in the first step, considering the example shown in Fig. 3, for the source-destination pair $S-T$, the success function is,

$$S = AB + ADEF + CDEF + CDB. \quad (2)$$

If D is the pivot element, the next step splits S as,

$$S_{D=1} = AB + AEF + CEF + CB, \quad (3)$$

$$S_{D=0} = AB. \quad (4)$$

Then the expressions are complemented and considered for further expansion. The final expression is reduced by Boolean absorption to obtain the MCSs.

D. Finding Minimal Cut Sets (MCSs) using Fast-MCS

The methodology used in Fast-MCS is shown in Alg. 2. It is also explained using the example topology in Fig. 3. Consider the source-destination pair $S-T$. The MPSs for this source-destination pair are first evaluated based on the method discussed in Sec. III-B. For the example in Fig. 3, $S-T$ pair has four MPSs: $S - A - B - T$, $S - A - D - E - F - T$, $S - C - D - E - F - T$, and $S - C - D - B - T$. After removing the source and destination nodes from the MPSs, the MPSs are represented as sets: $\{A, B\}$, $\{A, D, E, F\}$, $\{C, D, E, F\}$, and $\{C, D, B\}$. This is the first step shown in the illustrated example in Fig. 4, and detailed in Line 2 of Alg. 2.

Based on these sets, the most repeated element is selected, and the sets are split into two branches of a tree, (i) without the most repeated element on the left and (ii) with the most repeated element on the right, as shown in the function *Binary_Decision_Tree* in Line 6 of Alg. 2. The sets on the right are assumed to remove the most frequently occurring element as the common term. The branching on either side of the tree continues till there are no more repeated elements in the sets. In the aforementioned example, D is the most

repeated element. The only set without D , $\{A, B\}$, is written on the left branch. The other sets with D are written on the right branch, assuming that D is taken out as the common term, as $\{A, E, F\}$, $\{C, E, F\}$, and $\{C, B\}$ in the second step in Fig. 4. This procedure of splitting corresponds to the *Split* function in Line 18 of Alg. 2.

The set on the left $\{A, B\}$ cannot be further split. However, the sets on the right can be further split with C as the most repeated element, giving the third step in Fig. 4 based on the *Split* function in Line 18 of Alg. 2. No further branching is possible, and hence the obtained branches are leaf nodes. After the recursive splitting operations, the branches must be simplified before combining. For example, the leaf node $\{E, F\}$, and $\{B\}$ must be multiplied based on the *EvaluateSelf* and *Multiply* functions in Lines 57 and 66 of Alg. 2, respectively. The two sets are multiplied and checked for absorption to remove any subsets. In this case, they are evaluated to be $\{BE, BF\}$. After the leaf nodes are evaluated, they must be combined using the *Combine* function in Line 40 of Alg. 2. For example, the branch with $\{A, E, F\}$ is combined with the aforementioned evaluation of the leaf node. The combination operation computes the union of each pair of elements from the two sets and checks for absorption, removing any resulting subsets if present. The combination operation is recursively repeated to identify the MCSs for the given source-destination pair. For the example topology in Fig. 3 and the source-destination pair $S - T$, the MCSs are $\{(A, D), (A, C), (B, D), (B, E), (B, F)\}$.

E. Differentiating Fast-MCS from Boole-Shannon expansion [26]

Though our Fast-MCS and the Boole-Shannon expansion used in [26] employ a recursive decomposition strategy, they differ fundamentally. The Boole-Shannon expansion is applied

Algorithm 2 Fast-MCS's Minimal Cut Set (MCS) computation using a Decision Tree

Require: Set of minimal paths \mathcal{P} from S to T

Ensure: Set of minimal cut sets \mathcal{M}

```
1: Remove  $S$  and  $T$  from each path in  $\mathcal{P}$ 
2:  $\mathcal{C}$  is the set that represents all Minimal Path Sets (MPSs),
   where each MPS  $p$  is represented as a set.
    $\mathcal{C} = \{\text{set}(p) \mid p \in \mathcal{P}\}$  {CNF: minimal paths}
3: Begin Decision Tree with  $\mathcal{C}$  as the root node  $\mathcal{R}$ .
   Call  $\mathcal{T} = \text{Binary\_Decision\_Tree}(\mathcal{R} = \mathcal{C})$ .
4: Evaluate the tree bottom-up. Start traversal from the root
   node  $\mathcal{R}$ .
   Call  $\mathcal{M} = \text{Evaluate}(\mathcal{R})$ 
5: return  $\mathcal{M}$ 

6: function  $\text{Binary\_Decision\_Tree}(\mathcal{R})$ 
7: Initialize node  $N$  with value  $\mathcal{R}$ .
8: Count frequency of each element in  $\mathcal{R}$ .
9:  $x =$  most frequent element.
10: if  $x$  appears in more than one term in  $\mathcal{R}$  then
11:   Call  $\mathcal{R}_{\text{with}}, \mathcal{R}_{\text{without}} = \text{Split}(\mathcal{R}, x)$ 
12:   Create a new node in the Binary Decision Tree on the
   left of node  $N$ ,
   Call  $N.\text{left} = \text{Binary\_Decision\_Tree}(\mathcal{R}_{\text{without}})$ 
13:   Create a new node in the Binary Decision Tree on the
   right of node  $N$ ,
   Call  $N.\text{right} = \text{Binary\_Decision\_Tree}(\mathcal{R}_{\text{with}})$ 
14:   Store  $x$  in  $N$ 
15: else
16:   Node  $N$  is a leaf node.
17: end if

18: function  $\text{Split}(\mathcal{R}, x)$ 
19:  $\mathcal{R}_{\text{with}} = \emptyset$ 
20:  $\mathcal{R}_{\text{without}} = \emptyset$ 
21: for each term  $\tau \in \mathcal{R}$  do
22:   if  $x \in \tau$  then
23:      $\mathcal{R}_{\text{with}} = \mathcal{R}_{\text{with}} \cup \{\tau \setminus \{x\}\}$ 
24:   else
25:      $\mathcal{R}_{\text{without}} = \mathcal{R}_{\text{without}} \cup \{\tau\}$ 
26:   end if
27: end for
28: return  $\mathcal{C}_{\text{with}}, \mathcal{C}_{\text{without}}$ 

29: function  $\text{Evaluate}(N)$ 
30: Start evaluation at the root node  $N$ .
31: if  $N$  is a leaf then
32:   return  $\text{EvaluateSelf}(N)$ 
33: else
34:    $\mathcal{L}\text{eft} = \text{Evaluate}(N.\text{left})$  if  $N.\text{left}$  exists
35:    $\mathcal{R}\text{ight} = \text{Evaluate}(N.\text{right})$  if  $N.\text{right}$  exists
36:   Combine  $\mathcal{L}\text{eft}$  and  $\mathcal{R}\text{ight}$  along with the most frequent
   element  $x$  stored in node  $N$  (from line 9) to get the
   updated value of current node  $N$ .
37:    $N.\text{evaluation} = \text{Combine}(\mathcal{L}\text{eft}, \mathcal{R}\text{ight}, N.x)$ 
38: end if
39: return  $N.\text{evaluation}$ 

40: function  $\text{Combine}(\mathcal{L}\text{eft}, \mathcal{R}\text{ight}, N.x)$ 
41:  $\mathcal{Q} = \emptyset$  (AbsorbList)
42: if  $x$  exists then
43:   Add  $\{x\}$  to  $\mathcal{Q}$ 
44: end if
45: if  $\mathcal{L}\text{eft}$  is empty then
46:   Add all sets in  $\mathcal{R}\text{ight}$  to  $\mathcal{Q}$ 
47: else if  $\mathcal{R}\text{ight}$  is empty then
48:   Add all sets in  $\mathcal{L}\text{eft}$  to  $\mathcal{Q}$ 
49: else
50:   for each  $l \in \mathcal{L}\text{eft}$  do
51:     for each  $r \in \mathcal{R}\text{ight}$  do
52:       Add  $l \cup r$  as a new element to  $\mathcal{Q}$ .
53:     end for
54:   end for
55: end if
56: return  $\mathcal{Q}$ 

57: function  $\text{EvaluateSelf}(N)$ 
58: Leaf node with value  $\mathcal{X} = \{X_1, X_2, \dots, X_k\}$ 
59:  $\mathcal{L}\text{eafnode} = \{\{e\} \mid e \in X_1\}$ 
60: for  $i = 2$  to  $k$  do
61:    $\mathcal{L}\text{eafnode} = \text{Multiply}(\mathcal{L}\text{eafnode}, \mathcal{X}_i)$ 
62: end for
63: if node has stored split element  $x$  then
64:    $\mathcal{L}\text{eafnode} = \mathcal{L}\text{eafnode} \cup \{\{x\}\}$ 
65: end if

66: function  $\text{Multiply}(A, B)$ 
67:  $\mathcal{Z} \leftarrow \emptyset$ .
68:  $\mathcal{Z}$  maintains minimality by removing supersets (Absorb-
   List).
69: for each set  $a \in A$  do
70:   if  $a \cap B = \emptyset$  then
71:     for each  $b \in B$  do
72:       Add  $a \cup \{b\}$  to  $\mathcal{Z}$ 
73:     end for
74:   else
75:     Add  $a$  to  $\mathcal{Z}$  {Absorb }
76:   end if
77: end for
```

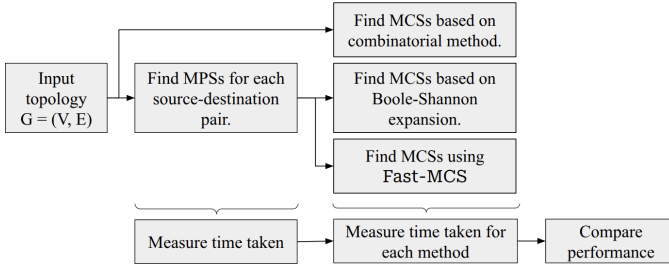


Fig. 5: Workflow adopted in this work.

directly on the Boolean representation of the system’s success function (MPSs in this work), manipulating logical expressions to derive MCSs as the prime implicants of the complemented function. On the other hand, our *Fast-MCS* operates strictly on a set-theoretic representation of MPSs and never constructs an explicit Boolean formula. *Fast-MCS*’s decision tree recursively partitions the sets into subsets that either contain or do not contain an element.

For large topologies, handling very long Boolean expressions, expansions, and absorptions is memory and time-consuming. However, *Fast-MCS*’s set operations are faster and more memory-efficient. This property is also clear from the results discussed in Sec. IV.

F. Workflow

Fig. 5 shows the workflow adopted in this work. Given an input topology, first, MPSs are evaluated for each source-destination pair. Then, the approaches to find MCSs—combinatorial method, Boole-Shannon expansion, and our *Fast-MCS* are evaluated. The times required to find MPSs and MCSs using the different approaches are measured and then compared.

IV. RESULTS

We evaluated *Fast-MCS* on an AMD Ryzen 5 3600 hexacore processor with 24 GB RAM running WSL2 [30] on 13 topologies shown in Table I. For each topology, each possible source-destination pair is considered. The workflow for *Fast-MCS* corresponds to that discussed in Fig. 5.

A. *Fast-MCS* vs. Combinatorial approach

Fig. 6 shows *Fast-MCS*’s performance compared against the traditional combinatorial approach [8], [17] as explained in Section III-A. The Y axis shows the simulation time in seconds on a logarithmic scale for the corresponding topology in the X axis. *Fast-MCS* consists of two major steps— finding MPSs and then finding MCSs based on the MPSs. The former is represented by the blue bars, while the latter is represented by the red bars stacked over the blue bars. The red and blue bars together show the total time taken for our *Fast-MCS* tool to evaluate MCSs. On the other hand, the orange bars show the time taken for the combinatorial approach. For smaller topologies, *Fast-MCS* performs around a 100× faster, while larger topologies run over a 1000× faster. Therefore, Fig. 6

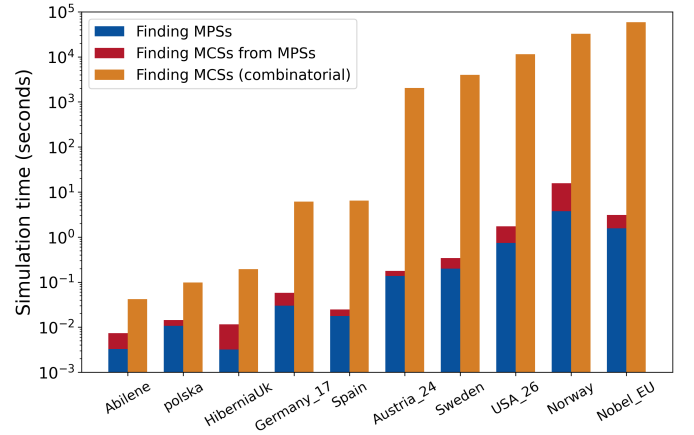


Fig. 6: Comparing the runtimes for *Fast-MCS* and the combinatorial approach [8], [17] (Sec. III-A). The blue and red bars correspond to finding MPSs and MCSs from MPSs, respectively. Combined, the two bars together represent the total runtime for *Fast-MCS*. The orange bar corresponds to the combinatorial method. *Fast-MCS* outperforms the combinatorial method in every topology.

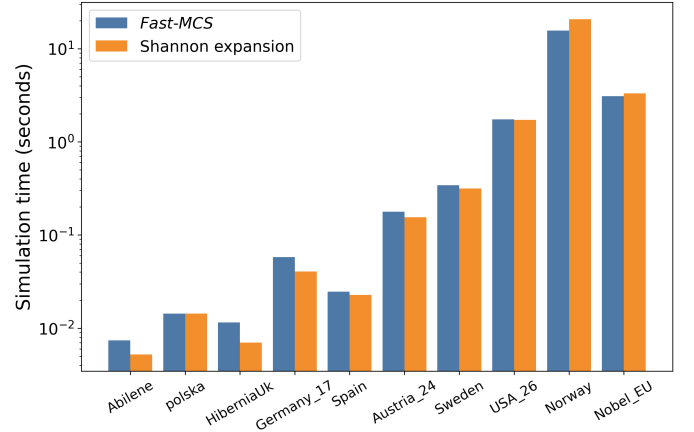


Fig. 7: Comparing the runtimes for *Fast-MCS* and the Boole-Shannon expansion approach [26] (Sec. III-C) in the blue and orange bars, respectively. Boole-Shannon expansion approach offers slightly better performance than *Fast-MCS* for small topologies.

shows *Fast-MCS*’s evident superior performance. The combinatorial approach could only be evaluated for 10 topologies owing to time constraints.

B. *Fast-MCS* vs. Boole-Shannon expansion

Fig. 7 shows *Fast-MCS*’s performance compared against the Shannon expansion method proposed in [26]. The Y axis shows the simulation time in seconds on a logarithmic scale for the corresponding topology in the X axis. The blue and orange bars correspond to the runtimes of *Fast-MCS* and Shannon expansion techniques, respectively. Shannon expansion [26] outperforms *Fast-MCS* in smaller topologies by less than 100 milliseconds. However, for larger topologies,

TABLE I: Topologies and their sources, evaluated in this study. $|V|$ and $|E|$ denote the number of nodes and edges in topology G .

G	$ V $	$ E $	G	$ V $	$ E $	G	$ V $	$ E $	G	$ V $	$ E $
Abilene [28]	11	14	Spain [29]	17	28	USA_26 [29]	26	42	India35 [29]	35	80
Polska [2]	12	18	Austria_24 [29]	24	50	Norway [29]	27	51	jonas-us-ca [29]	39	61
HiberniaUK [28]	13	13	Sweden [29]	25	29	Nobel_EU [2]	28	41	pioro40 [29]	40	89
Germany_17 [2]	17	26									

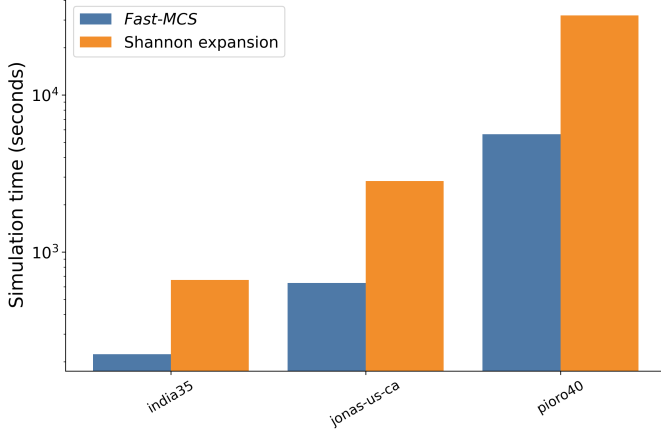


Fig. 8: Comparing the runtimes for Fast-MCS and the Boole-Shannon expansion approach [26] (Sec. III-C) in the blue and orange bars, respectively. Fast-MCS provides significantly faster computation than Boole-Shannon expansion approach.

Fast-MCS performs better by a few seconds. To further investigate this behavior, we tested both techniques on larger topologies as seen in Fig. 8. Here, Fast-MCS outperforms Shannon expansion by at least 80%. The runtime saved by using Fast-MCS in larger topologies far outweighs the runtime lost by using Fast-MCS in smaller topologies. Therefore, Fig. 8 shows that Fast-MCS is scalable and efficient in large topologies. Figs. 6, 7 and 8 are plotted separately because the Y axis varies significantly for each. Plotting them together loses critical information portrayed in Fig. 8.

V. CONCLUSIONS AND OUTLOOK

Minimal Cut Sets (MCSs) are crucial tools in evaluating a network's resilience. In this work, we present our scalable, open-source tool, Fast-MCS, for efficiently obtaining MCSs. We compared Fast-MCS's performance against other methods, such as the combinatorial method and Shannon expansion, and show that Fast-MCS is faster than the other methods. Though the examples considered in this manuscript are communication network topologies, Fast-MCS is applicable to any system that can be represented as a graph. Currently, components are considered binary-valued, i.e., either working or unavailable. In the future, we intend to evaluate MCSs as a time-varying function of components' availabilities.

REFERENCES

- [1] A. Rauzy, "Mathematical foundations of minimal cutsets," *IEEE Trans. Rel.*, vol. 50, no. 4, pp. 389–396, 2001.
- [2] S. Orłowski *et al.*, "SNDlib 1.0-survivable network design library," vol. 55, no. 3. Wiley Online Library, 2010, pp. 276–286.

- [3] J. Vatn, "Finding minimal cut sets in a fault tree," *Rel. Eng. & Syst. Saf.*, vol. 36, no. 1, pp. 59–62, 1992.
- [4] E. Ruijters and M. Stoelinga, "Fault tree analysis: A survey of the state-of-the-art in modeling, analysis and tools," *Comput. Sci. Rev.*, vol. 15, pp. 29–62, 2015.
- [5] V. Lecrubier, "Fiabilipy," GitHub repository. [Online]. Available: <https://github.com/crubier/Fiabilipy>
- [6] Z. Tang and J. B. Dugan, "Minimal cut set/sequence generation for dynamic fault trees," in *Annu. Symp. Rel. and Maintainability (RAMS)*. IEEE, 2004, pp. 207–213.
- [7] Relyence, "Relyence RBD." [Online]. Available: <https://relyence.com/products/rbd/>
- [8] S. Janardhanan *et al.*, "PyRBD++: An Open-Source Fast Reliability Block Diagram Evaluation Tool," *15th Int. Workshop on Resilient Netw. Des. and Model. (RNDM)*, 2025.
- [9] —, "Leveraging minimal path sets for reliability block diagram evaluation," in *IEEE Future Netw. World Forum (FNWF)*, 2025.
- [10] R. Patil, "An overview of fault tree analysis (FTA) method for reliability analysis," *J. of Eng. Res. and Stud.*, vol. 4, pp. 6–8, 03 2013.
- [11] S. Janardhanan *et al.*, "Improving network sovereignty - a minimal cut set approach," in *24th Int. Conf. on Transparent Opt. Netw. (ICTON)*, 2024, pp. 1–4.
- [12] —, "How to build a sovereign network?-a proposal to measure network sovereignty," *arXiv preprint arXiv:2510.23510*, 2025. [Online]. Available: <https://arxiv.org/abs/2510.23510>
- [13] —, "Interactive demonstration of an open-source dependability suite for communication networks," in *25th Int. Conf. on Transparent Opt. Netw. (ICTON)*, 2025, pp. 1–4.
- [14] —, "PyRobust: An Open-Source Robustness Surface Generation Tool," in *25th Int. Conf. on Transparent Opt. Netw. (ICTON)*, 2025, pp. 1–4.
- [15] W.-C. Yeh, "A simple algorithm to search for all mcs in networks," *Eur. J. of Oper. Res.*, vol. 174, no. 3, pp. 1694–1705, 2006. [Online]. Available: <https://www.sciencedirect.com/science/article/pii/S0377221705002511>
- [16] S. Janardhanan *et al.*, "PyRBD: An Open-Source Reliability Block Diagram Evaluation Tool," in *IEEE Int. Workshop Tech. Committee on Commun. Qual. and Rel. (CQR)*, 2024, pp. 19–24.
- [17] A. M. Al-Ghanim, "A heuristic technique for generating minimal path and cutsets of a general network," *Comput. & Ind. Eng.*, vol. 36, no. 1, pp. 45–55, 1999. [Online]. Available: <https://www.sciencedirect.com/science/article/pii/S0360835298001119>
- [18] M. Kvassay *et al.*, "Analysis of minimal cut and path sets based on direct partial Boolean derivatives," *Proc. of the Inst. of Mech. Engineers, Part O: J. of Risk and Rel.*, vol. 230, no. 2, pp. 147–161, Apr. 2016. [Online]. Available: <https://journals.sagepub.com/doi/10.1177/1748006X15598722>
- [19] T. Eiter *et al.*, "Computational aspects of monotone dualization: A brief survey," *Discrete Appl. Math.*, vol. 156, no. 11, pp. 2035–2049, 2008, in Memory of Leonid Khachiyan (1952 - 2005). [Online]. Available: <https://www.sciencedirect.com/science/article/pii/S0166218X07001278>
- [20] L. Khachiyan *et al.*, "An efficient implementation of a quasi-polynomial algorithm for generating hypergraph transversals and its application in joint generation," *Discrete Appl. Math.*, vol. 154, no. 16, pp. 2350–2372, 2006, discrete Algorithms and Optimization, in Honor of Professor Toshihide Ibaraki at His Retirement from Kyoto University. [Online]. Available: <https://www.sciencedirect.com/science/article/pii/S0166218X06001910>
- [21] K. Heidtmann, "Inverting paths & cuts of 2-state systems," *IEEE Trans. Rel.*, vol. R-32, no. 5, pp. 469–474, 1983.
- [22] S. Rai and K. Aggarwal, "On complementation of pathsets and cutsets," *IEEE Trans. Rel.*, vol. R-29, no. 2, pp. 139–140, 1980.
- [23] M. O. Locks, "Inverting and minimizing path sets and cut sets," *IEEE Trans. Rel.*, vol. R-27, no. 2, pp. 107–109, 1978.

- [24] V. Prasad *et al.*, “Generation of vertex and edge cutsets,” *Microelectron. Rel.*, vol. 32, no. 9, pp. 1291–1310, 1992. [Online]. Available: <https://www.sciencedirect.com/science/article/pii/0026271492906533>
- [25] Y. Lamalem *et al.*, “New and fast algorithm to minimal cutsets enumeration based on necessary minimal paths,” in *5th Int. Symp. on Innov. in Inf. and Commun. Technol. (ISIICT)*, 2018, pp. 1–5.
- [26] A. Rushdi and M. H. Amashah, “Derivation of minimal cutsets from minimal pathsets for a multi-state system and utilization of both sets in checking reliability expressions,” *J. of Eng. Res. and Rep.*, vol. 20(8), pp. 22–33, 2021.
- [27] S. Janardhanan and Y. Chen, “Fast-MCS,” www.github.com/shakthij98/fastmcs.
- [28] S. Knight *et al.*, “The internet topology zoo,” *IEEE J. Sel. Areas Commun.*, vol. 29, no. 9, pp. 1765–1775, Oct. 2011.
- [29] S. K. Patri, “Github, *Physical Network Information*,” www.github.com/SaiPatri/PhyNWInfo.
- [30] Microsoft, “WSL2-Linux-Kernel,” 2025. [Online]. Available: [url{https://github.com/microsoft/WSL2-Linux-Kernel}](https://github.com/microsoft/WSL2-Linux-Kernel)