

Transfer Learning of Linear Regression with Multiple Pretrained Models: Benefiting from More Pretrained Models via Overparameterization Debiasing

Daniel Boharon¹ Yehuda Dar¹

Abstract

We study transfer learning for a linear regression task using several least-squares pretrained models that can be overparameterized. We formulate the target learning task as optimization that minimizes squared errors on the target dataset with penalty on the distance of the learned model from the pretrained models. We analytically formulate the test error of the learned target model and provide the corresponding empirical evaluations. Our results elucidate when using more pretrained models can improve transfer learning. Specifically, if the pretrained models are overparameterized, using sufficiently many of them is important for beneficial transfer learning. However, the learning may be compromised by overparameterization bias of pretrained models, i.e., the minimum ℓ_2 -norm solution's restriction to a small subspace spanned by the training examples in the high-dimensional parameter space. We propose a simple debiasing via multiplicative correction factor that can reduce the overparameterization bias and leverage more pretrained models to learn a target predictor.

1. Introduction

Transfer learning improves deep neural network training by leveraging auxiliary models pretrained on related tasks. These models serve as parameter initializations or fixed feature extractors, mitigating the high data and computational costs of training. Since many deep networks are overparameterized, containing far more parameters than training examples, transfer learning has become prevalent. This widespread use necessitates a foundational understanding of transfer learning, particularly for overparameterized models.

Transfer learning is useful also for linear models (Obst et al., 2021; Bastani, 2021; Dar & Baraniuk, 2022; Li et al., 2022;

Dar et al., 2024; Craig et al., 2025). Specifically, high-dimensional data can require more learnable parameters than the available training examples — making linear models overparameterized and transfer learning beneficial (Dar & Baraniuk, 2022; Dar et al., 2024). Therefore, the study of transfer learning of overparameterized linear models is motivated by both practical and theoretical considerations.

In this paper, we study transfer learning for linear regression where a model is learned for a target task using *multiple pretrained models* of related source tasks. While the common transfer learning practice is to use a single pretrained model, we here ask the following central questions:

- How beneficial is using more pretrained models?
- How does overparameterization of pretrained models affect the benefits from using more pretrained models?
- How can we make multiple overparameterized pretrained models more beneficial for transfer learning?

We address these questions in a learning setting where a target task of interest has task-specific training data and several pretrained models that were trained for other tasks. The pretrained models were trained using least squares for which we study the parameterization range from underparameterized (the source task has less training examples than parameters) to overparameterized (the source task has more training examples than parameters). Overparameterized pretrained models perfectly fit their training data, i.e., achieve zero training error. Each of our source tasks is related to the target task via noisy linear model where the source task's true parameters (that define the source data distribution) equal to a linear transformation of the target task's true parameters and additive noise; each of the source tasks can relate to the target task by another task relation. The target model has more learned parameters than training examples and is learned via transfer learning, as described next.

For the target task, we define our transfer learning as a minimization problem of the squared errors for the target dataset with penalties on the distance of the learned target parameters from each of the pretrained source models. By this we extend the transfer learning method by Dar et al. (2024) where only a single pretrained model is used. The

¹Faculty of Computer and Information Science, Ben-Gurion University. Correspondence to: Daniel Boharon <bohadan@post.bgu.ac.il>, Yehuda Dar <ydar@bgu.ac.il>.

relations between the source and target tasks are unknown in the transfer learning process. We show that our transfer learning is beneficial even if the linear operators from the task relations are replaced by the identity matrix or its scaled versions. We use random matrix theory tools to analytically formulate the test error in the high-dimensional asymptotic regime, elucidating the effect of the number of pretrained models and their parameterization levels on the transfer learning performance.

Our analytical and empirical results show that transfer learning using multiple pretrained models can outperform the standard use of a single pretrained model. We elucidate that for beneficial transfer learning, the number of pretrained models should be sufficiently high with respect to the learning setting. Specifically, **if the pretrained models are overparameterized, multiple pretrained models can be necessary for beneficial transfer learning.**

We propose a debiasing approach that compensates for the transfer learning bias caused by overparameterization of least-squares pretrained models. Specifically, an overparameterized pretrained model is the minimum ℓ_2 -norm solution among the infinite solutions to least squares learning of more source parameters than source training examples; such a model has overparameterization bias in the sense of having the expectation of the learned parameters attenuated by a multiplicative factor of $\frac{\tilde{n}}{d} < 1$, where \tilde{n} is the number of source training examples and d is the number of learned parameters. If the overparameterization of the pretrained models is too high, the overparameterization bias may significantly degrade transfer learning. Accordingly, when the number \tilde{n} of source training examples is known, we reduce the bias in our transfer learning by scaling the assumed task relation operators by the inverse of the source overparameterization level $\frac{\tilde{n}}{d} < 1$. Importantly, when \tilde{n} is unknown, we choose the scaling factor using a validation dataset. We show, both analytically and empirically, that **our debiasing approach can significantly increase the benefits of using more pretrained models in transfer learning, outperforming the other examined alternatives.**

Our theory and experiments show that overparameterized pretrained models make the transfer learning predictor inconsistent, i.e., its generalization performance does not approach to optimality when using more pretrained models. Remarkably, **using our overparameterization debiasing, the transfer learning can provide a consistent predictor.**

We examine the bias-variance tradeoff in our transfer learning with multiple pretrained models. This shows that the **overparameterization debiasing reduces the bias but increases the variance, which in turn can be reduced by using more pretrained models.** Consequently, we get a beneficial bias-variance tradeoff that resolves fundamental difficulties of using many overparameterized pretrained

models together in a single transfer learning task.

2. Related Works

Linear Transfer Learning with a Single Pretrained Model: Transfer learning of linear regression using a *single* pretrained model has received considerable attention in recent years. [Obst et al. \(2021\)](#) examined gradient descent training, initialized with a pretrained model, for ordinary least squares (i.e., underparameterized models). [Bastani \(2021\)](#) studied the single underparameterized source linear case where the difference between the true parameters of the source and target tasks is sparse. [Dar & Baraniuk \(2022\)](#) analyzed the minimum ℓ_2 -norm interpolating solution of overparameterized least squares with subset of target parameters set fixed on their corresponding pretrained source parameters. [Dar et al. \(2024\)](#) studied transfer learning for high-dimensional linear regression with a penalty on the distance between the learned target parameters and the pretrained parameters. [Craig et al. \(2025\)](#) studied lasso regression using a pretrained model. Notable examples for analyses of pretraining in simple models beyond linear regression include the regression/classification perceptron models ([Dhifallah & Lu, 2021](#)), two-layer neural networks ([Gerace et al., 2022](#)), and principal component analysis ([Hendy & Dar, 2024](#)). From all of the previous works, our transfer learning setting is closest to that by [Dar et al. \(2024\)](#). Specifically, we significantly extend their transfer learning method and analysis from a single to multiple pretrained models; this leads us to new research questions that stem from using multiple pretrained models. We also propose an overparameterization debiasing approach that, to the best of our knowledge, did not appear in any previous work.

Linear Transfer Learning with Multiple Pretrained Models: Prior studies often rely on multiple source datasets ([Li et al., 2022; 2024; Tian & Feng, 2023; Meng et al., 2024](#)). Conversely, we address the more challenging scenario where only pretrained models are available. While [Singh & Diggavi \(2025\)](#) utilize pretrained representation matrices for underparameterized source tasks, we focus on overparameterized sources. This major difference adds new important aspects that play significant roles in our analysis and proposed algorithm for overparameterization debiasing. See Appendix A for discussion on the important differences between the work by [Singh & Diggavi \(2025\)](#) and ours.

The Overparameterization Bias: Overparameterized least-squares regression has more learnable parameters than training examples, leading to infinite solutions that perfectly fit the training examples. Among the infinite solutions, the minimum ℓ_2 -norm solution has an inductive bias that restricts the learned parameter vector to the linear subspace spanned by the training examples ([Belkin et al., 2020; Hastie](#)

et al., 2022). This dataset-induced subspace resides in the high-dimensional parameter space, therefore, higher overparameterization implies a stronger inductive bias that can increase the bias component of the test error (Dar et al., 2021). In the transfer learning, the overparameterization bias played a role in the analysis by Dar & Baraniuk (2022) of transferred source parameters (from a single pretrained model) that are set fixed in the target task. They showed that a less related source task can be more beneficial if the source task relation compensates for the overparameterization bias. In contrast, **we propose an explicit debiasing approach that unleashes the potential of using multiple pretrained models in optimization penalties. Namely, we show that the overparameterization bias can significantly limit the use of multiple pretrained models, and we resolve this by proposing the overparameterization debiasing.**

3. Problem Formulation and Notations

3.1. Source Tasks: Data Model and Solution Form

We have m source tasks of linear regression. The data distribution of the j^{th} source task, $j \in \{1, \dots, m\}$, is defined by a d -dimensional random input $\mathbf{z}_j \in \mathbb{R}^d$ with zero mean and covariance matrix $\Sigma_{\mathbf{z}}$, and an output $v_j \in \mathbb{R}$ such that

$$v_j = \mathbf{z}_j^T \boldsymbol{\theta}_j + \xi_j, \quad (1)$$

$\xi_j \in \mathbb{R}$ is a zero-mean noise variable independent of \mathbf{z}_j with variance $\sigma_{\xi_j}^2$, and $\boldsymbol{\theta}_j \in \mathbb{R}^d$ is an unknown parameter vector of the j^{th} task.

The true data distribution of (\mathbf{z}_j, v_j) is unknown for the j^{th} source learning task, which is performed using a dataset $\tilde{\mathcal{D}}_j \triangleq \left\{ \left(\mathbf{z}_j^{(i)}, v_j^{(i)} \right) \right\}_{i=1}^{\tilde{n}_j}$ of \tilde{n}_j independent and identically distributed (i.i.d.) examples of (\mathbf{z}_j, v_j) drawn from the j^{th} source task distribution. The \tilde{n}_j data examples in $\tilde{\mathcal{D}}_j$ are re-organized as a $\tilde{n}_j \times d$ input matrix $\mathbf{Z}_j \triangleq \left[\mathbf{z}_j^{(1)}, \dots, \mathbf{z}_j^{(\tilde{n}_j)} \right]^T$ and a $\tilde{n}_j \times 1$ output vector $\mathbf{v}_j \triangleq \left[v_j^{(1)}, \dots, v_j^{(\tilde{n}_j)} \right]^T$. See more details in Appendix B.

The j^{th} source task is solved via least squares. If multiple solutions exist, the one with the minimum ℓ_2 -norm is used,

$$\hat{\boldsymbol{\theta}}_j = \arg \min_{\mathbf{r} \in \mathbb{R}^d} \|\mathbf{v}_j - \mathbf{Z}_j \mathbf{r}\|_2^2 = \mathbf{Z}_j^+ \mathbf{v}_j, \quad (2)$$

where \mathbf{Z}_j^+ is the Moore-Penrose pseudoinverse of \mathbf{Z}_j . For an almost-surely full-rank \mathbf{Z}_j , the test (squared) error (of the source task without any transfer aspect) peaks around $d = \tilde{n}_j$ (Belkin et al., 2020; Hastie et al., 2022), i.e., at the threshold between the under and over parameterized regimes of the j^{th} source model.

3.2. Target Task: Data Model, Relation to Source Task

Our target task has data $(\mathbf{x}, y) \in \mathbb{R}^d \times \mathbb{R}$ that satisfies

$$y = \mathbf{x}^T \boldsymbol{\beta} + \epsilon \quad (3)$$

where \mathbf{x} is a random input vector with zero mean and covariance matrix $\Sigma_{\mathbf{x}}$, ϵ is a zero-mean noise variable independent of \mathbf{x} with variance σ_{ϵ}^2 and $\boldsymbol{\beta} \in \mathbb{R}^d$ is an unknown parameter vector.

The unknown parameter vector $\boldsymbol{\theta}_j$ of the j^{th} source task, $j \in \{1, \dots, m\}$, is related to the unknown parameter vector of the target task, $\boldsymbol{\beta}$, by the relation

$$\boldsymbol{\theta}_j = \mathbf{H}_j \boldsymbol{\beta} + \boldsymbol{\eta}_j \quad (4)$$

where $\mathbf{H}_j \in \mathbb{R}^{d \times d}$ is a fixed (non-random) matrix and $\boldsymbol{\eta}_j \sim \mathcal{N}(\mathbf{0}, (\sigma_{\eta_j}^2/d) \mathbf{I}_d)$ is a vector of i.i.d. Gaussian noise components with zero mean and variance $\sigma_{\eta_j}^2/d$. Each source task has its own $\mathbf{H}_j \in \mathbb{R}^{d \times d}$ and $\boldsymbol{\eta}_j$. The random elements $\{\boldsymbol{\eta}_j\}_{j=1}^m$, \mathbf{x} , ϵ , $\{\mathbf{z}_j\}_{j=1}^m$, $\{\xi_j\}_{j=1}^m$ are independent.

The task relation in (4) recalls a common data degradation model in inverse problems, which in our case relates to the recovery of the true $\boldsymbol{\beta}$ from the true $\{\boldsymbol{\theta}_j\}_{j=1}^m$. However, in our setting, we do not have the true $\{\boldsymbol{\theta}_j\}_{j=1}^m$ but only their estimates $\{\hat{\boldsymbol{\theta}}_j\}_{j=1}^m$ that were learned each for its source task purposes. Moreover, in this research we examine learning settings where $\{\mathbf{H}_j\}_{j=1}^m$ can be known or unknown.

The true distribution of (\mathbf{x}, y) is unknown in the target learning task, which is performed based on a dataset $\mathcal{D} \triangleq \left\{ (\mathbf{x}^{(i)}, y^{(i)}) \right\}_{i=1}^n$ that contains n i.i.d. draws of (\mathbf{x}, y) pairs. The n data examples in \mathcal{D} are organized as a $n \times d$ matrix of input variables $\mathbf{X} \triangleq [\mathbf{x}^{(1)}, \dots, \mathbf{x}^{(n)}]^T$ and an $n \times 1$ vector of outputs $\mathbf{y} \triangleq [y^{(1)}, \dots, y^{(n)}]^T$. See more details in Appendix B.

A test input-output pair $(\mathbf{x}^{(\text{test})}, y^{(\text{test})})$ is independently drawn from the distribution of (\mathbf{x}, y) . Given the input $\mathbf{x}^{(\text{test})}$, the target task aims to estimate the output value $y^{(\text{test})}$ by the value $\hat{y} \triangleq \mathbf{x}^{(\text{test})T} \hat{\boldsymbol{\beta}}$, where $\hat{\boldsymbol{\beta}}$ is learned from \mathcal{D} in a transfer learning process that utilizes the m pretrained source models $\{\hat{\boldsymbol{\theta}}_j\}_{j=1}^m$. We evaluate the generalization performance of the target task using the test squared error

$$\mathcal{E} \triangleq \mathbb{E} \left[\left(\hat{y} - y^{(\text{test})} \right)^2 \right] = \sigma_{\epsilon}^2 + \mathbb{E} \left[\left\| \hat{\boldsymbol{\beta}} - \boldsymbol{\beta} \right\|_{\Sigma_{\mathbf{x}}}^2 \right] \quad (5)$$

where $\|\mathbf{a}\|_{\Sigma_{\mathbf{x}}}^2 = \mathbf{a}^T \Sigma_{\mathbf{x}} \mathbf{a}$ for $\mathbf{a} \in \mathbb{R}^d$, and the expectation in the definition of \mathcal{E} is with respect to the test data $(\mathbf{x}^{(\text{test})}, y^{(\text{test})})$ of the target task and the training data \mathcal{D} , $\{\tilde{\mathcal{D}}_j\}_{j=1}^m$ of the target and all source tasks (the randomness

of the source datasets indirectly affects $\hat{\beta}$ via the pretrained models). A lower value of the test error \mathcal{E} reflects better generalization performance of the target task.

3.3. The Proposed Transfer Learning with Multiple Pretrained Models

Our new transfer learning optimization for the target task is

$$\hat{\beta}_{\text{TL}} = \arg \min_{\mathbf{b} \in \mathbb{R}^d} \|\mathbf{y} - \mathbf{X}\mathbf{b}\|_2^2 + n\alpha_{\text{TL}} \sum_{j=1}^m \|\tilde{\mathbf{H}}_j \mathbf{b} - \hat{\theta}_j\|_2^2 \quad (6)$$

where $\alpha_{\text{TL}} > 0$ is a hyperparameter that determines the strength of transferring knowledge from the pretrained models. Our design choice to use a single hyperparameter, and not a separate hyperparameter for each source task, is for practicality by avoiding tuning multiple (possibly many) hyperparameters. Moreover, $\{\tilde{\mathbf{H}}_j\}_{j=1}^m$ are practical substitutes for the unknown task relation operators $\{\mathbf{H}_j\}_{j=1}^m$.

We will analyze how the transfer learning depends on the parametrization levels, number of pretrained models, and the assumed-knowledge on the task relation matrices $\{\mathbf{H}_j\}_{j=1}^m$.

We choose the practical task relation matrices $\{\tilde{\mathbf{H}}_j\}_{j=1}^m$ to conform with the following assumption.

Assumption 3.1. $\sum_{j=1}^m \tilde{\mathbf{H}}_j^T \tilde{\mathbf{H}}_j$ is a full rank matrix.

Under Assumption 3.1, the closed-form solution for (6) is

$$\hat{\beta}_{\text{TL}} = (\mathbf{X}^T \mathbf{X} + n\alpha_{\text{TL}} \mathbf{R})^{-1} \left(\mathbf{X}^T \mathbf{y} + n\alpha_{\text{TL}} \sum_{j=1}^m \tilde{\mathbf{H}}_j^T \hat{\theta}_j \right) \quad (7)$$

where $\mathbf{R} \triangleq \left(\sum_{j=1}^m \tilde{\mathbf{H}}_j^T \tilde{\mathbf{H}}_j \right)^{1/2}$. Assumption 3.1 is sufficient for guaranteeing the matrix inverse existence in (7).

Moreover, our theory will consider an isotropic Gaussian distribution for the true target parameters.

Assumption 3.2. The target task parameter β is distributed isotropically scaled by the dimension, i.e., $\beta \sim \mathcal{N}(\mathbf{0}, \frac{b}{d} \mathbf{I}_d)$ where b is a constant $b > 0$.

Under Assumption 3.2 we will usually analyze the expected test error where the expectation is also over the randomness of β ; this extends the error definition in (5) and will be denoted by a bar over the error symbol, i.e., the expected error for a target model $\hat{\beta}$ is $\bar{\mathcal{E}} \triangleq \mathbb{E}_{\beta}[\mathcal{E}] = \sigma_{\epsilon}^2 + \mathbb{E} \left[\|\hat{\beta} - \beta\|_{\Sigma_{\mathbf{x}}}^2 \right]$ where the rightmost expectation is with respect to $\mathbf{x}^{(\text{test})}, y^{(\text{test})}, \mathcal{D}, \{\tilde{\mathcal{D}}_j\}_{j=1}^m, \beta$.

4. The General Case: Analysis for General Forms of $\mathbf{H}_j, \tilde{\mathbf{H}}_j$ and $\Sigma_{\mathbf{x}}$

Now we analyze a relatively general case (under Assumptions 3.1, 3.2) where the task relation matrices $\{\mathbf{H}_j\}_{j=1}^m$ are unknown. Namely, the transfer learning from (6) uses $\tilde{\mathbf{H}}_j$ that may differ from the unknown \mathbf{H}_j .

While the target input covariance $\Sigma_{\mathbf{x}}$ can be anisotropic, our theory assumes that the source input is isotropic Gaussian (we will relax this assumption in Section 5.5).

Assumption 4.1. The source input is isotropic Gaussian, i.e., $\mathbf{z}_j \sim \mathcal{N}(\mathbf{0}, \mathbf{I}_d)$, for all source tasks.

Assumption 4.2. The target data is distributed $\mathbf{x} = \Sigma_{\mathbf{x}}^{1/2} \mathbf{t}$, where $\Sigma_{\mathbf{x}}$ has bounded spectral norm and \mathbf{t} has i.i.d. entries with mean 0, variance 1, and finite $(8 + \delta)$ -th moment for some $\delta > 0$.

Assumption 4.3 (Asymptotic setting). The quantities $d, n, \{\tilde{n}_j\}_{j=1}^m \rightarrow \infty$ such that the target task parameterization level satisfies $\frac{d}{n} \rightarrow \gamma_{\text{tgt}} \in (0, \infty)$; for $j \in \{1, \dots, m\}$, the j^{th} source task parameterization level satisfies $\frac{d}{\tilde{n}_j} \rightarrow \gamma_{\text{src},j} \in (0, \infty)$; the j^{th} task relation model $\theta_j = \mathbf{H}_j \beta + \eta_j$ includes an operator \mathbf{H}_j that satisfies $\frac{1}{d} \|\mathbf{H}_j\|_{\text{F}}^2 \rightarrow \kappa_{\mathbf{H}_j}$; the assumed operator $\tilde{\mathbf{H}}_j$ satisfies $\frac{1}{d} \|\tilde{\mathbf{H}}_j\|_{\text{F}}^2 \rightarrow \kappa_{\tilde{\mathbf{H}}_j}$; unless otherwise specified, the number m of pretrained models is fixed and finite.

We analyze the generalization performance of the target task using the expected test squared error.

Theorem 4.4. Under Assumptions 3.1-4.3, The expected test error of the closed-form solution $\hat{\beta}_{\text{TL}}$ from (7) is

$$\begin{aligned} \bar{\mathcal{E}}_{\text{TL}} \rightarrow \sigma_{\epsilon}^2 & \left(1 + \gamma_{\text{tgt}} \cdot \text{Tr} \left\{ \frac{1}{d} \mathbf{W} \mathbf{\Omega}^{-1} \right\} \right. \\ & \left. + \gamma_{\text{tgt}} \cdot \text{Tr} \left\{ \left(\frac{\alpha_{\text{TL}}^2}{\gamma_{\text{tgt}} \sigma_{\epsilon}^2} \mathbf{\Gamma}_{\text{TL},\infty}^m - \frac{\alpha_{\text{TL}}}{d} \mathbf{I}_d \right) \mathbf{\Omega}^{-1} s \mathbf{W} \mathbf{\Omega}^{-1} \right\} \right) \end{aligned} \quad (8)$$

where $\mathbf{W} \triangleq \mathbf{R}^{-1} \Sigma_{\mathbf{x}} \mathbf{R}^{-1}$, $\mathbf{\Omega} \triangleq c(\alpha_{\text{TL}}) \mathbf{W} + \alpha_{\text{TL}} \mathbf{I}_d$, $c(\alpha_{\text{TL}})$ is calculated by solving

$$\frac{1}{c(\alpha_{\text{TL}})} - 1 = \frac{\gamma_{\text{tgt}}}{d} \text{Tr} \left\{ \mathbf{W} (c(\alpha_{\text{TL}}) \mathbf{W} + \alpha_{\text{TL}} \mathbf{I}_d)^{-1} \right\}. \quad (9)$$

$s \triangleq c'(\alpha_{\text{TL}}) + 1$, $c'(\alpha_{\text{TL}})$ is computed by solving

$$c'(\alpha_{\text{TL}}) = \frac{\frac{\gamma_{\text{tgt}}}{d} \|\mathbf{W} (c(\alpha_{\text{TL}}) \mathbf{W} + \alpha_{\text{TL}} \mathbf{I}_d)^{-1}\|_{\text{F}}^2}{(c(\alpha_{\text{TL}}))^{-2} - \frac{\gamma_{\text{tgt}}}{d} \|\mathbf{W} (c(\alpha_{\text{TL}}) \mathbf{W} + \alpha_{\text{TL}} \mathbf{I}_d)^{-1}\|_{\text{F}}^2} \quad (10)$$

For all j such that $\gamma_{\text{src},j} \neq 1$, $\mathbf{A}_j \triangleq \tilde{\mathbf{H}}_j^T (\rho_{j,\infty} \mathbf{H}_j - \tilde{\mathbf{H}}_j)$,

$$\mathbf{\Gamma}_{\text{TL},\infty}^m \triangleq \mathbf{R}^{-1} \left(\frac{b}{d} \sum_{\substack{j,l=1 \\ l \neq j}}^m \mathbf{A}_j \mathbf{A}_l^T + \sum_{j=1}^m \tilde{\mathbf{H}}_j^T \mathbf{\Gamma}_{\text{TL},\infty}^{\text{single},j} \tilde{\mathbf{H}}_j \right) \mathbf{R}^{-1} \quad (11)$$

otherwise (i.e., $\gamma_{\text{src},j} = 1$), $\mathbf{\Gamma}_{\text{TL},\infty}^m = \infty$. In (11), \mathbf{A}_j is formulated using

$$\forall j \in \{1, \dots, m\}, \rho_j \triangleq \begin{cases} 1 & \text{for } \tilde{n}_j \geq d \\ \frac{\tilde{n}_j}{d} & \text{for } \tilde{n}_j < d \end{cases} \quad (12)$$

$$\rho_j \rightarrow \rho_{j,\infty} \triangleq \begin{cases} 1 & \text{for } \gamma_{\text{src},j} \leq 1 \\ \frac{1}{\gamma_{\text{src},j}} & \text{for } \gamma_{\text{src},j} > 1. \end{cases} \quad (13)$$

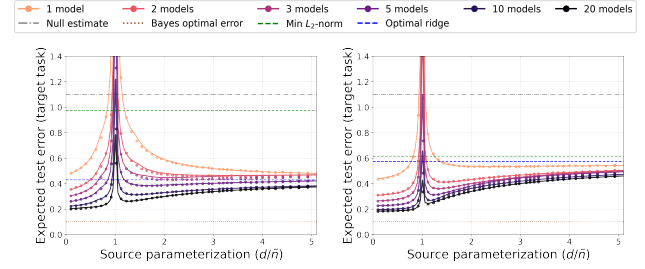
In (11), $\mathbf{\Gamma}_{\text{TL},\infty}^m$ is formulated using m matrices $\mathbf{\Gamma}_{\text{TL},\infty}^{\text{single},1}, \dots, \mathbf{\Gamma}_{\text{TL},\infty}^{\text{single},m}$ that reflect transfer learning with a single pretrained model from each of the source tasks; see the following definition of these matrices, and note there the effect of the task relation misspecification via $\Delta_j \triangleq \mathbf{H}_j - \tilde{\mathbf{H}}_j$:

$$\mathbf{\Gamma}_{\text{TL},\infty}^{\text{single},j} \triangleq \begin{cases} \frac{1}{d} \left(\sigma_{\eta_j}^2 + \frac{\gamma_{\text{src},j} \sigma_{\xi_j}^2}{1 - \gamma_{\text{src},j}} \right) \mathbf{I}_d + \frac{b}{d} \Delta_j \Delta_j^T, & \gamma_{\text{src},j} < 1, \\ \infty, & \gamma_{\text{src},j} = 1, \\ \frac{b}{d \gamma_{\text{src},j}} \Delta_j \Delta_j^T \\ + \frac{1}{d \gamma_{\text{src},j}} \left(\sigma_{\eta_j}^2 + \frac{\gamma_{\text{src},j} \sigma_{\xi_j}^2}{\gamma_{\text{src},j} - 1} \right) \mathbf{I}_d \\ + \frac{b(\gamma_{\text{src},j} - 1)}{d \gamma_{\text{src},j}^2} \left(\gamma_{\text{src},j} \tilde{\mathbf{H}}_j \tilde{\mathbf{H}}_j^T - \mathbf{H}_j \mathbf{H}_j^T \right. \\ \left. + \kappa \mathbf{H}_j \mathbf{I}_d \right. \\ \left. - \frac{1}{d} \text{diag} \left(\left\{ [\mathbf{H}_j \mathbf{H}_j^T]_{kk} \right\}_{k=1,\dots,d} \right) \right), & \gamma_{\text{src},j} > 1. \end{cases} \quad (14)$$

In (14), $[\mathbf{H}_j \mathbf{H}_j^T]_{kk}$ is the k -th component on the main diagonal of $\mathbf{H}_j \mathbf{H}_j^T$. The notation $\text{diag}(\cdot)$ refers to the $d \times d$ diagonal matrix whose main diagonal values are the d given values.

Theorem 4.4 is proved in Appendix C. Importantly, Theorem 4.4 shows how the generalization performance of transfer learning with multiple pretrained models extends transfer learning with a single pretrained model:

The error depends on a weighted combination of matrices that reflect transfer learning using each of the pretrained models alone: m matrices $\left\{ \mathbf{\Gamma}_{\text{TL},\infty}^{\text{single},j} \right\}_{j=1}^m$, where



(a) $\gamma_{\text{tgt}} = \frac{8}{7}$, $\sigma_{\xi}^2 = \sigma_{\eta}^2 = 0.5$ (b) $\gamma_{\text{tgt}} = 4$, $\sigma_{\xi}^2 = \sigma_{\eta}^2 = 0.5$

Figure 1. Test error in the general case of Theorem 4.4. Here, $\tilde{\mathbf{H}}_j$ corresponds to energy preserving subspace of dimension $\frac{d}{2}$ (see Appendix E.1), and the assumed task relation is $\tilde{\mathbf{H}}_j = \mathbf{I}_d$. Target covariance is $\Sigma_{\mathbf{x}} = \mathbf{I}_d$ (left subfig.) and exponential decay ($\Sigma_{\mathbf{x}}_{il} = 0.5^{|i-l|}$) (right subfig.) See Appendix Q.1 for more experiments.

$\mathbf{\Gamma}_{\text{TL},\infty}^{\text{single},j}$ is formulated in (14) and reflects the j^{th} pretrained model effect *alone* on transfer learning using a *single* pretrained model (this matrix formulation appeared in Theorem 6.2 by Dar et al. (2024) for transfer learning using a single pretrained model). Here, our extension to multiple pretrained models combine these single-task matrices in (11).

The error depends on the interactions between pairs of source-target task-relation operators that of different source tasks: Eq. (11) includes matrix products with pairs of matrices from the set of assumed, possibly misspecified, linear operators $\left\{ \tilde{\mathbf{H}}_j \right\}_{j=1}^m$; here, the possible misspecification of a matrix refers to differences between the assumed matrix and its true unknown form in the task relation model. Moreover, (11) includes products of pairs from the set of (asymptotic) misspecification errors of the linear operators $\left\{ \rho_{j,\infty} \mathbf{H}_j - \tilde{\mathbf{H}}_j \right\}_{j=1}^m$, these misspecification errors include the asymptotic overparameterization bias factor $\rho_{j,\infty}$ (13); this overparameterization bias factor will play a significant role in our proposed debiasing approach in subsection 5.4.

Figures 1 and Q.1 compares our analytical formulations from Theorem 4.4 and the empirical evaluation from the corresponding experimental settings. The empirical evaluations (circle markers) of the expected test error match well with the analytical evaluations (solid lines). These figures show expected test error graphs as function of the source task parameterization level d/\tilde{n} for a fixed target task parameterization level d/n ; i.e., in the experiments we set the input dimension d and number of target examples n fixed, and vary the number of source examples \tilde{n} that each of the pretrained models has. In figures that refer to \tilde{n} , all the source tasks have the same *number* of training examples, i.e., $\tilde{n}_j = \tilde{n}$ and the same source parameterization level.

These figures show the expected test error graphs for transfer learning with m pretrained models, including a single

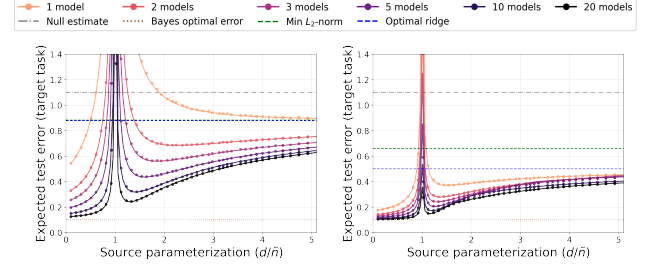
pretrained model and up to 20 pretrained models. The comparisons also include the solutions to the target task without transfer learning (nor the pretrained models): minimum ℓ_2 -norm solution for least squares regression in green dashed line, optimally tuned ridge regression in blue dashed line, and the null estimate of all parameters zero in a black dashed line. Our experiments consider task relation matrices \mathbf{H}_j of the following forms: subspace projection matrices of a r -dimensional subspace ($r < d$), energy preserving projection matrices of a r -dimensional subspace, circulant matrices with high condition number $\kappa_c(\mathbf{H}_j)$, and the identity \mathbf{I}_d ; for more details see Appendix E.1. We set $\sigma_\epsilon^2 = 0.1$. For additional experimental details, see Appendix E.2.2.

Figures 1, 2, 3, Q.1, Q.2 and Q.3 demonstrate that using multiple pretrained models can be much more beneficial than using a single pretrained model:

- **Using multiple pretrained models can resolve negative transfer that occurs for a single pretrained model.** Such resolved negative transfer cases are observed in Figs. Q.4a and Q.4d at source parameterization levels where the orange error curve of the single pretrained model is *above* the errors of no-transfer methods (i.e., the least squares and/or ridge regression that appear as green and blue dashed lines, respectively) but the error curves of multiple pretrained models are below the errors of no-transfer methods — implying that, at such source parameterization levels, transfer learning is beneficial only when using more than one pretrained model.
- **The generalization gains due to adding more pretrained models can diminish when there are already many pretrained models.** As demonstrated in Figs. 1 and Q.1, using $\tilde{\mathbf{H}}_j = \mathbf{I}_d$ as the assumed task relation shows that two or three pretrained models can significantly outperform the use of a single pretrained model; however, using 20 pretrained models provides marginal gains compared to using 10 pretrained models. These marginal gains are despite that, for overparameterized pretrained models, there may be a significant room for improvement when the error is much greater than the Bayes optimal error σ_ϵ^2 of the target task. We will address this issue using our overparameterization debiasing approach in subsection 5.4.

5. Overparameterization Prevents the Benefits of Using Many Pretrained Models

In this section, we provide additional mathematical insights by analyzing the optimally tuned transfer learning for a relatively simple setting where the task relation operators $\{\mathbf{H}_j\}_{j=1}^m$ are orthonormal and known to the learner.



(a) $\gamma_{\text{tgt}} = 4, \sigma_\xi^2 = \sigma_\eta^2 = 0.5$ (b) $\gamma_{\text{tgt}} = \frac{4}{3}, \sigma_\xi^2 = \sigma_\eta^2 = 0.1$

Figure 2. Test error in the simple case of Theorem 5.2. $\mathbf{H}_j = \tilde{\mathbf{H}}_j = \mathbf{I}_d$. See Appendix Q.2 for more experiments.

5.1. Optimally Tuned Transfer Learning with Multiple Pretrained Models

In Appendix D.1, Theorem D.1, we formulate the optimal transfer hyperparameter $\alpha_{\text{TL}}^{\text{opt}}$ and the optimally-tuned test error in the nonasymptotic case. **Importantly, the transfer learning error expression in (D.19) is the same as for optimally tuned ridge regression (I.66), except for the different scaling of the identity matrix;** here, the scaling $m\alpha_{\text{TL}}^{\text{opt}}$ depends on the number m of pretrained models and the optimal hyperparameter for transfer learning with the given m pretrained models. This correspondence to the ridge regression will be useful in our analysis.

For further analysis, we will assume all source tasks have the same amount of training data and the same noise statistics (see Assumption D.2). For the asymptotic setting of Assumption 4.3, there is $\gamma_{\text{src}} \in (0, \infty)$ such that $\gamma_{\text{src},j} = \gamma_{\text{src}}$ for all $j \in \{1, \dots, m\}$. Then, the optimal hyperparameter $\alpha_{\text{TL}}^{\text{opt}}$ from Theorem D.1 is simplified as follows.

Corollary 5.1. *Under Assumption D.2, the optimal transfer learning hyperparameter (D.16) when $d \notin \{\tilde{n}-1, \tilde{n}, \tilde{n}+1\}$:*

$$\alpha_{\text{TL}}^{\text{opt}} = \frac{\sigma_\epsilon^2}{nC + \frac{bm}{d}(m-1)(1-\rho)^2}. \quad (15)$$

Using the results for ridge regression by Dobriban & Wager (2018), we provide the following theorem for the asymptotic error of transfer learning with multiple pretrained models. The proof outline is in Appendix G; also, see Figs. 2, Q.2.

Theorem 5.2. *Under Assumptions 3.1, 3.2, 4.1 and D.2 and, $d \notin \{\tilde{n}-1, \tilde{n}, \tilde{n}+1\}$, $\Sigma_{\mathbf{x}} = \mathbf{I}_d$, and well-specified orthonormal task relation $\tilde{\mathbf{H}}_j = \mathbf{H}_j$, $\mathbf{H}_j^T \mathbf{H}_j = \mathbf{I}_d$, the asymptotic test error of transfer learning with m pretrained models is*

$$\bar{\mathcal{E}}_{\text{TL}} \rightarrow \sigma_\epsilon^2 \left(1 + \gamma_{\text{tgt}} \cdot g(-m\alpha_{\text{TL},\infty}^{\text{opt}}; \gamma_{\text{tgt}}) \right) \quad (16)$$

where the limiting value of the optimal hyperparameter $\alpha_{\text{TL},\infty}^{\text{opt}}$ is formulated in (D.20), and the Stieltjes transform of the Marchenko-Pastur distribution, i.e., the limiting spectral

distribution of the sample covariance of n samples drawn from an isotropic distribution, i.e. $\Sigma_x = \mathbf{I}_d$, is denoted as $g(-m\alpha_{\text{TL},\infty}^{\text{opt}}; \gamma_{\text{tgt}})$ and formulated in (D.21).

5.2. Negative Transfer

Negative transfer occurs when a transfer-learning estimator generalizes worse than a non-transfer baseline. In linear regression, optimally tuned ridge regression serves as an ideal baseline; under isotropic data and parameter assumptions, it is the minimum mean square error (MMSE) estimate (i.e., achieves the minimum test error among all non-transfer solutions to the target task). Consequently, negative transfer is identified if transfer learning yields a higher test error than ridge regression, as illustrated in Figures 1a, 2a, Q.1a, Q.1c, Q.1d and Q.2c. For a detailed analysis, see Appendix D.3.

To avoid negative transfer with multiple pretrained models, we provide the next theorem (proof in Appendix J).

Theorem 5.3. *Under the assumptions of Theorem D.1 and Assumption D.2, our transfer learning with m pretrained models is beneficial when $d \notin \{\tilde{n} - 1, \tilde{n}, \tilde{n} + 1\}$, if*

$$\sigma_\eta^2 + \frac{d\sigma_\xi^2}{|d - \tilde{n}| - 1} < b(m + (m - 1)(1 - \rho)) \quad (17)$$

where ρ is defined based on \tilde{n} and d according to (12).

As we explain in Appendix D.3, transfer learning using m pretrained models does not perform better than ridge regression performance for any overparameterization level if $\sigma_\eta^2 + \sigma_\xi^2 > mb$. Hence, **if the pretrained models are overparameterized, a necessary condition for beneficial transfer is to use sufficiently many pretrained models.**

5.3. Consistency of Optimally Tuned Transfer Learning as the Number of Pretrained Models Increases

Now, we use the error formulation in Theorem 5.2 to elucidate the transfer learning performance as the number of pretrained models increases, i.e., the consistency of the transfer learning with respect to asymptotically increasing the number pretrained models.

Recall, the Bayes optimal error of the target task is σ_ϵ^2 , which is theoretically achievable by setting $\hat{\beta}$ as the true β of the target data model (3). This is the best prediction performance possible for test data of the target task.

Theorem 5.4. *Under Assumptions 3.1, 3.2, 4.1 and D.2, $d \notin \{\tilde{n} - 1, \tilde{n}, \tilde{n} + 1\}$, $\Sigma_x = \mathbf{I}_d$, and well-specified orthonormal task relation $\tilde{\mathbf{H}}_j = \mathbf{H}_j$, $\mathbf{H}_j^T \mathbf{H}_j = \mathbf{I}_d$:*

- For m **underparameterized** pretrained models ($\gamma_{\text{src}} < 1$), the transfer learning is **consistent**:

$$\lim_{m \rightarrow \infty} \bar{\mathcal{E}}_{\text{TL}} = \sigma_\epsilon^2. \quad (18)$$

- For m **overparameterized** pretrained models ($\gamma_{\text{src}} > 1$), the transfer learning is **inconsistent**:

$$\lim_{m \rightarrow \infty} \bar{\mathcal{E}}_{\text{TL}} > \sigma_\epsilon^2. \quad (19)$$

The error $\bar{\mathcal{E}}_{\text{TL}}$ in (18), (19), refers to the error in (16) that already considers asymptotic d, n, \tilde{n} .

The proof of Theorem 5.4 is in Appendix K.2 and uses the following lemma, which is proved in Appendix K.1.

Lemma 5.5. *The Stieltjes transform of the Marchenko–Pastur distribution $g(-\phi, \gamma)$ in (D.21) approaches 0 for a fixed γ if and only if $\phi \rightarrow \infty$.*

Figure 2 shows results for settings that correspond to the data distributions and task relations of Theorem 5.4. Indeed, for underparameterized pretrained models, the transfer learning errors approach the Bayes optimal error (shown as the dotted horizontal line) as the number of pretrained models increases – this demonstrates consistency. For overparameterized pretrained models, the transfer learning errors can be far from the Bayes optimal error, especially for high source overparameterization levels, despite the increase in the number of pretrained models – this demonstrates inconsistency. Hence, the empirical results support Theorem 5.4.

Figure L.2b demonstrate that the consistency and inconsistency trends of Theorem 5.4 can occur also for task relation operators other than orthonormal matrices. However, for settings that deviate from the setting of Theorem 5.4 (e.g., Figs. 1), usually consistency is not achieved for underparameterized models; specifically, the transfer learning test error converges to some minimal error value, somewhat higher than the Bayes optimal error. Importantly, even in these cases, the minimal transfer learning test error using underparameterized models can be much lower than using overparameterized pretrained models — demonstrating that the potential benefits of using multiple pretrained models can be significantly restricted by their overparameterization. We will address this problem using the proposed debiasing.

5.4. Debiasing of Overparameterized Pretrained Models

Theorem 5.4 showed us that under the orthonormal and well specified task relation, the Bayes optimal error is not reachable as the number of pretrained models increases – if these pretrained models are overparameterized. This is mostly because they all suffer from overparameterization bias that attenuates the information of the true parameters in the pretrained model. Specifically, this is reflected in the expectation of overparameterized $\hat{\theta}_j$ given β , in which β is attenuated by a factor $\frac{\tilde{n}_j}{d}$ (the inverse overparameterization level of the pretrained model):

$$\mathbb{E}[\hat{\theta}_j | \beta] = \begin{cases} \mathbf{H}_j \beta & \text{for } d \leq \tilde{n}_j, \\ \frac{\tilde{n}_j}{d} \mathbf{H}_j \beta & \text{for } d > \tilde{n}_j. \end{cases} \quad (20)$$

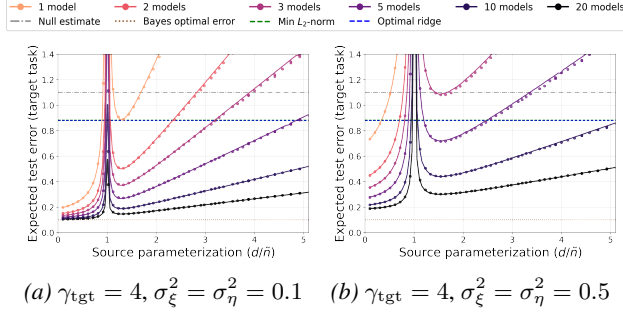


Figure 3. Test error under debiasing. In Fig. 3a, $\mathbf{H}_j = \mathbf{I}_d$, and in Fig. 3b \mathbf{H}_j is a subspace projection of dimension $\frac{3}{4}$ (for more details see Appendix E.1). The assumed task relation is $\tilde{\mathbf{H}}_j = \rho_j \mathbf{I}_d$. Target covariance is $\Sigma_{\mathbf{x}} = \mathbf{I}_d$ in both figures. For more figures see Appendix Q.3.

See details in Appendix H. Next, recall that bias of a predictor $\hat{\beta}$ is defined as $\text{Bias}(\hat{\beta}) \triangleq \mathbb{E}[\hat{\beta}] - \beta$. The predictor is unbiased if $\text{Bias}(\hat{\beta}) = 0$. Our analysis (see (N.98) in Appendix N.1) shows that the bias of the transfer learning predictor $\hat{\beta}_{\text{TL}}$ depends on the difference between $\tilde{\mathbf{H}}_j \beta$ and $\mathbb{E}[\hat{\theta}_j | \beta]$ from (20). Hence, using $\tilde{\mathbf{H}}_j = \frac{\tilde{n}_j}{d} \mathbf{H}_j$ for overparameterized pretrained models provides unbiased transfer learning, as stated next (proof in Appendix N.1).

Theorem 5.6. *Under Assumptions 3.1, 3.2, 4.1, assuming $\sum_{j=1}^m \mathbf{H}_j^T \mathbf{H}_j$ is full rank, our transfer learning (7) using m pretrained models provides an unbiased predictor if*

- $\tilde{\mathbf{H}}_j = \mathbf{H}_j$ for any underparameterized pretrained model, i.e., $\forall j \in \{1, \dots, m\}$ such that $d \leq \tilde{n}_j$;
- $\tilde{\mathbf{H}}_j = \frac{\tilde{n}_j}{d} \mathbf{H}_j$ for any overparameterized pretrained model, i.e., $\forall j \in \{1, \dots, m\}$ such that $d > \tilde{n}_j$.

Theorem 5.6 motivates our proposed approach in Algorithm 1 for overparameterization debiasing when the true operators $\{\mathbf{H}_j\}_{j=1}^m$ are **unknown**.

Figure 4 shows the transfer learning test error graphs and their bias-variance decompositions. For the wellspecified case in Fig. 4a where the task relation matrices are identity matrices ($\tilde{\mathbf{H}}_j = \mathbf{H}_j = \mathbf{I}_d$) i.e. without debiasing, shows that there is no bias for underparameterized pretrained models (i.e., for source parameterization level is less than 1). Conversely, for overparameterized pretrained models, overparameterization bias is observed, unaffected by the number of pretrained models. In contrast, for with debiasing, Fig. 4a demonstrates that transfer learning with overparameterization debiasing successfully mitigates the overparameterization bias. This empirically supports Theorem 5.6.

When the assumed task relation matrices are set to \mathbf{I}_d and differ from the true task relation matrices (i.e., $\mathbf{H}_j \neq \tilde{\mathbf{H}}_j = \mathbf{I}_d$), an additional misspecification bias occurs. For exam-

ple, in Figure 4b we consider a setting where the same circulant matrix is used for all the task relation matrices. For transfer learning without debiasing, the misspecification bias (due to $\mathbf{H}_j \neq \tilde{\mathbf{H}}_j$) remains a non-zero constant when using underparameterized pretrained models, regardless of the number of pretrained models. This constant error level is then increased by the overparameterization bias when the pretrained models become more overparameterized. Conversely, in transfer learning with debiasing, the overparameterization bias is significantly mitigated. The slightly higher bias for a small number of pretrained models quickly reduces when more pretrained models are used; i.e., the overparameterization bias effectively vanishes as the number of pretrained models increases, leaving only the inherent misspecification bias.

Detailed discussion and analysis of the bias-variance decomposition are provided in Appendices M, N.

Our theory in Appendix L.2 showcases the benefits of the overparameterization debiasing. Our theory shows that debiasing enables consistency (proved in Appendix O.2).

Theorem 5.7. *Under Assumptions 3.1, 3.2, 4.1 and D.2, overparameterized pretrained models $\gamma_{\text{src}} > 1$, $\Sigma_{\mathbf{x}} = \mathbf{I}_d$, task relation $\mathbf{H}_j = \mathbf{I}_d$, $\forall j \in \{1, \dots, m\}$, and setting $\tilde{\mathbf{H}}$ using the debiasing Algorithm 1. Then, the transfer learning using m overparameterized pretrained models of a fixed pretrained overparameterization level γ_{src} and debiasing is consistent:*

$$\lim_{m \rightarrow \infty} \bar{\mathcal{E}}_{\text{TLdeb}} = \sigma_{\epsilon}^2. \quad (21)$$

The error $\bar{\mathcal{E}}_{\text{TLdeb}}$ in (21) refers to the asymptotic form of the error in (L.90) that already considers asymptotic d, n, \tilde{n} .

Theorem 5.7 implies that the overparameterization debiasing can provide a consistent predictor for the target task, i.e., the debiasing can help to get close to the Bayes optimal error as sufficiently many pretrained models are used. **Remarkably, Theorem 5.4 shows that overparameterized pretrained models prevent transfer learning consistency, and Theorem 5.7 shows that the proposed overparameterization debiasing resolves this problem and enables transfer learning consistency.**

As overparameterization debiasing can help to achieve the Bayes optimal error when asymptotically many pretrained models are used ($m \rightarrow \infty$), we now ask when is debiasing beneficial for a finite number m of pretrained models. The test error formulations for with/without debiasing ((L.89)/(D.19), respectively) are the same except to the scaling of the identity matrix; consequently, debiasing is beneficial when $\alpha_{\text{TL}}^{\text{opt}} < \alpha_{\text{deb}}^{\text{opt}} \frac{\tilde{n}^2}{d^2}$ and then the following theorem holds (proof in Appendix O.3).

Theorem 5.8. *Under Assumptions 3.1, 3.2, 4.1, D.2, the overparameterization debiasing of Alg. 1 is beneficial when*

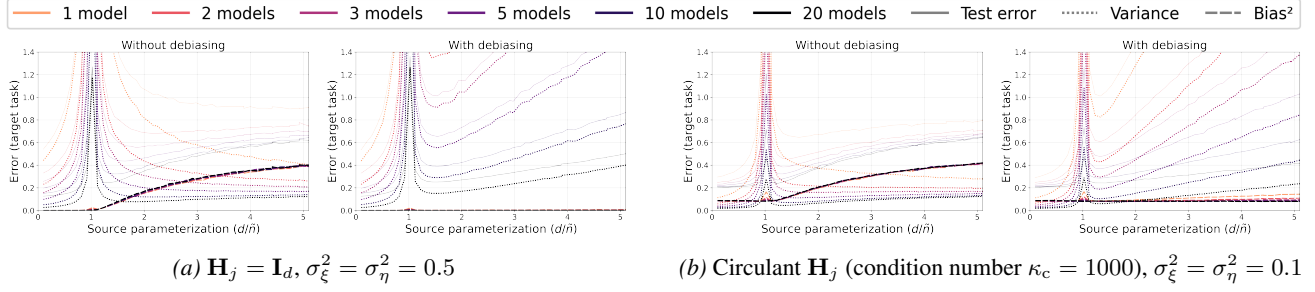


Figure 4. Bias-variance decomposition of the test error. Dashed and dotted lines denote the bias and variance terms, respectively. Without debiasing uses $\tilde{\mathbf{H}}_j = \mathbf{I}_d$; with debiasing uses $\tilde{\mathbf{H}}_j = \rho_j \mathbf{I}_d$. See Appendix M for a detailed discussion and more results.

$$\left(\sigma_\eta^2 + \frac{d\sigma_\xi^2}{d - \tilde{n} - 1} \right) \left(\frac{d}{\tilde{n}} + \frac{2d}{d - \tilde{n}} \right) < \left(m - 1 - \frac{d}{\tilde{n}} \right) b$$

Corollary 5.9. *In the setting of Theorem 5.8, a necessary but not sufficient condition for beneficial debiasing is to use at least one more model than the overparameterization level of the pretrained models, i.e., $m > 1 + \frac{d}{\tilde{n}}$.*

The condition in Theorem 5.8 implies that, for any fixed pretrained overparameterization and noise levels, there is a number m of sufficiently many pretrained models that yields beneficial debiasing. In contrast, for a fixed number of pretrained models, higher task relation noise σ_η^2 and source data noise σ_ξ^2 can make debiasing to degrade performance. This behavior is shown in Fig. 5. In Fig. 5b for high noises $\sigma_\xi^2 = \sigma_\eta^2 = 0.5$, only as many as 20 pretrained models can provide beneficial debiasing among the examined options. In Fig. 5a for lower noises $\sigma_\xi^2 = \sigma_\eta^2 = 0.05$, 5 and 10 pretrained models are sufficient to provide beneficial debiasing.

Note that the condition for beneficial debiasing in Theorem 5.8 depends *non-monotonically* on the pretrained overparameterization level $\frac{d}{\tilde{n}}$. Specifically, for a fixed m , an arbitrarily high pretrained overparameterization level takes the right side of the inequality to below zero and thus hinders beneficial debiasing. This implies that beneficial debiasing requires sufficiently many pretrained models whose overparameterization levels are not too high. This is observed in Fig. 5, as a nonlinear trend of debiasing gains as function of the horizontal axis of pretrained overparameterization level — for sufficiently many pretrained models, the debiasing gains increase (i.e., the shown error difference decreases) along the pretrained overparameterization axis until a point at which the debiasing gains start to decrease and eventually can even make debiasing unbeneficial. We will explain this behavior in the next subsection.

Moreover, in Figs. Q.4 we show that the *qualitative* principles of Theorem 5.8 and Corollary 5.9 can be generally observed in our more complex settings.

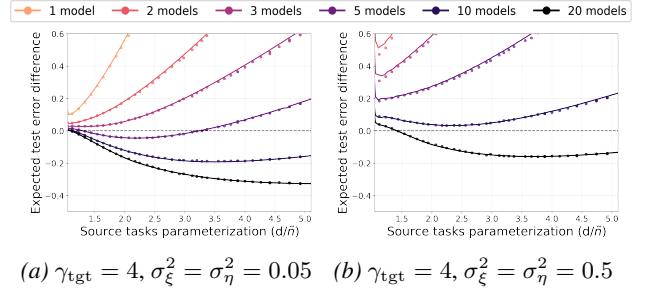


Figure 5. Difference in target test error between transfer learning with and without debiasing. Negative values denote beneficial debiasing. Here, $\mathbf{H}_j = \mathbf{I}_d$; see Fig. Q.4 for other task relations.

5.5. Anisotropic Source Data Model

Debiasing in the isotropic *source* model is motivated by the pretrained model expectation in (20) that, for asymptotic overparameterization $\gamma_{\text{src},j} > 1$, implies the same *scalar* shrinkage factor $1/\gamma_{\text{src},j}$ for all of the coordinates. However, for anisotropic source input, (20) no longer holds: the mean learned predictor depends on *anisotropic* shrinkage operator that stems from the unknown anisotropic covariance $\Sigma_{\mathbf{z}}$. This motivates the next lemma (proved in Appendix P.3).

Lemma 5.10. *Assume the elliptical design $\mathbf{z}_i = \Sigma_{\mathbf{z}}^{1/2} \mathbf{t}_i$ with deterministic $\Sigma_{\mathbf{z}} \succ 0$, where $\mathbf{t}_i \in \mathbb{R}^d$ has independent entries, $\mathbb{E}[\mathbf{t}_i] = 0$, $\text{Cov}(\mathbf{t}_i) = \mathbf{I}_d$, and bounded moments. Let $d, \tilde{n}_j \rightarrow \infty$ with $d/\tilde{n}_j \rightarrow \gamma_{\text{src},j} > 1$. Then, in the deterministic-equivalent sense,*

$$\mathbb{E}[\hat{\theta}_j] \approx q_0(\Sigma_{\mathbf{z}}, \gamma_{\text{src},j}) \Sigma_{\mathbf{z}} (q_0(\Sigma_{\mathbf{z}}, \gamma_{\text{src},j}) \Sigma_{\mathbf{z}} + \mathbf{I}_d)^{-1} \theta_j$$

where $q_0(\Sigma_{\mathbf{z}}, \gamma_{\text{src},j}) \in (0, \infty)$ is determined by $\Sigma_{\mathbf{z}}$ (through its limiting spectrum) and γ .

Lemma 5.10 shows that for anisotropic source covariance, $\mathbb{E}[\hat{\theta}_j]$ is shrunk by direction-dependent factors in the eigenbasis of $\Sigma_{\mathbf{z}}$. If $\Sigma_{\mathbf{z}} = \mathbf{U} \text{diag}(\mu_1, \dots, \mu_d) \mathbf{U}^\top$ with $\mu_i > 0$, then the shrinkage matrix has eigenvalues $\frac{q_0 \mu_i}{1 + q_0 \mu_i} \in (0, 1)$ that *contract* the mean predictor along *every* eigen-direction.

In practice, $\Sigma_{\mathbf{z}}$ is unknown and the source data \mathbf{Z}_j is unavailable in our transfer setting; thus estimating $\Sigma_{\mathbf{z}}$ (and q_0)

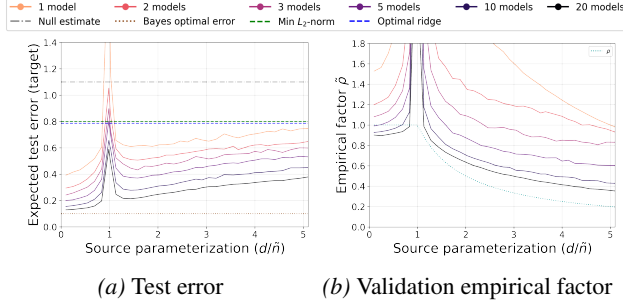


Figure 6. Empirical tuning of the shrinkage factor. The figure shows the expected test error (left) and the empirically selected factor $\tilde{\rho}$ (right) as a function of the source parameterization γ_{src} . The cyan dotted line represents the isotropic baseline $\rho = 1/\gamma_{\text{src}}$. Here, \mathbf{H}_j corresponds to energy-preserving subspace (dimension $\frac{3d}{4}$), the assumed task relation is $\tilde{\mathbf{H}}_j = \tilde{\rho} \mathbf{I}_d$ and the covariance is $(\Sigma_{\mathbf{x}})_{il} = (\Sigma_{\mathbf{z}})_{il} = 0.5^{|i-l|}$. For other settings, see Fig. Q.5.

is impractical without further assumptions. Hence, we **replace the isotropic factor** $1/\gamma_{\text{src}}$ in the debiasing surrogate $\tilde{\mathbf{H}}_j = \frac{1}{\gamma_{\text{src}}} \mathbf{I}_d$ by a **single scalar** $\tilde{\rho} > 0$, **chosen empirically by validation** and used as $\tilde{\mathbf{H}}_j = \tilde{\rho} \mathbf{I}_d$. See Algorithm 2.

Figures 6 and Q.5 show the empirically-chosen $\tilde{\rho}$ for anisotropic Gaussian sources $\mathbf{z}_j \sim \mathcal{N}(\mathbf{0}, \Sigma_{\mathbf{z}})$ where $\Sigma_{\mathbf{z}}$ is an exponential-decay covariance (Appendix E.2.1). For comparison, the baseline (cyan dotted line) is the simple isotropic debiasing $\rho = 1/\gamma_{\text{src}}$. For each learning we *jointly* tune $\tilde{\rho}$ and α_{TL} on a validation set, and report the average (over 100 experiments) test error and chosen $\tilde{\rho}$. Notably, $\tilde{\rho}$ can exceed 1, mostly for underparameterized and low number of overparameterized source models; this can be interpreted as a *hybrid* transfer learning with an implicit ridge (Tikhonov) regularization (see Appendix P.2). For sufficiently many overparameterized pretrained models, we get $\tilde{\rho} < 1$, qualitatively conforming with our overparameterization debiasing theory for the isotropic case.

6. Conclusion

We studied transfer learning using multiple pretrained models for a target linear regression task. We showed that while multiple pretrained models can significantly improve transfer learning performance, excessive overparameterization introduces bias that can degrade results. To mitigate this, we proposed a debiasing approach that reduces this bias and yields beneficial transfer as the number of models increases. These findings provide theoretical and conceptual foundations for leveraging multiple overparameterized models, offering new directions for research beyond linear regression.

References

- Bastani, H. Predicting with proxies: Transfer learning in high dimension. *Management Science*, 67(5):2964–2984, 2021.
- Belkin, M., Hsu, D., and Xu, J. Two models of double descent for weak features. *SIAM Journal on Mathematics of Data Science*, 2(4):1167–1180, 2020.
- Craig, E., Pilanci, M., Le Menestrel, T., Narasimhan, B., Rivas, M. A., Gullaksen, S.-E., Dehghannasiri, R., Salzman, J., Taylor, J., and Tibshirani, R. Pretraining and the lasso. *Journal of the Royal Statistical Society Series B: Statistical Methodology*, pp. qkaf050, 2025.
- Dar, Y. and Baraniuk, R. G. Double double descent: On generalization errors in transfer learning between linear regression tasks. *SIAM Journal on Mathematics of Data Science*, 4(4):1447–1472, 2022.
- Dar, Y., Muthukumar, V., and Baraniuk, R. G. A farewell to the bias-variance tradeoff? An overview of the theory of overparameterized machine learning. *arXiv preprint arXiv:2109.02355*, 2021.
- Dar, Y., LeJeune, D., and Baraniuk, R. G. The common intuition to transfer learning can win or lose: Case studies for linear regression. *SIAM Journal on Mathematics of Data Science*, 6(2):454–480, 2024.
- Dhifallah, O. and Lu, Y. M. Phase transitions in transfer learning for high-dimensional perceptrons. *Entropy*, 23(4):400, 2021.
- Dobriban, E. and Sheng, Y. WONDER: Weighted one-shot distributed ridge regression in high dimensions. *The Journal of Machine Learning Research*, 21(66):1–52, 2020.
- Dobriban, E. and Wager, S. High-dimensional asymptotics of prediction: Ridge regression and classification. *The Annals of Statistics*, 46(1):247–279, 2018.
- Gerace, F., Saglietti, L., Mannelli, S. S., Saxe, A., and Zdeborová, L. Probing transfer learning with a model of synthetic correlated datasets. *Mach. Learn.: Sci. Technol.*, 3(1):015030, 2022.
- Hastie, T., Montanari, A., Rosset, S., and Tibshirani, R. J. Surprises in high-dimensional ridgeless least squares interpolation. *Annals of statistics*, 50(2):949, 2022.
- Hendy, S. and Dar, Y. TL-PCA: Transfer learning of principal component analysis. *arXiv preprint arXiv:2410.10805*, 2024.
- Li, S., Cai, T. T., and Li, H. Transfer learning for high-dimensional linear regression: Prediction, estimation and minimax optimality. *Journal of the Royal Statistical*

- Society Series B: Statistical Methodology*, 84(1):149–173, 2022.
- Li, S., Zhang, L., Cai, T. T., and Li, H. Estimation and inference for high-dimensional generalized linear models with knowledge transfer. *Journal of the American Statistical Association*, 119(546):1274–1285, 2024.
- Meng, K., Gai, Y., Wang, X., Yao, M., and Sun, X. Transfer learning for high-dimensional linear regression via the elastic net. *Knowledge-Based Systems*, 304:112525, 2024.
- Nakkiran, P., Venkat, P., Kakade, S., and Ma, T. Optimal regularization can mitigate double descent. In *International Conference on Learning Representations (ICLR)*, 2021.
- Obst, D., Ghattas, B., Cugliari, J., Oppenheim, G., Claudel, S., and Goude, Y. Transfer learning for linear regression: a statistical test of gain. *arXiv preprint arXiv:2102.09504*, 2021.
- Rubio, F. and Mestre, X. Spectral convergence for a general class of random matrices. *Statistics & probability letters*, 81(5):592–602, 2011.
- Sheng, Y. and Dobriban, E. One-shot distributed ridge regression in high dimensions. In *International Conference on Machine Learning*, volume 119, pp. 8763–8772, 2020.
- Singh, N. and Diggavi, S. Representation transfer learning via multiple pre-trained models for linear regression. *IEEE Journal of Selected Topics in Signal Processing*, 19(1):208–220, 2025.
- Tian, Y. and Feng, Y. Transfer learning under high-dimensional generalized linear models. *Journal of the American Statistical Association*, 118(544):2684–2697, 2023.

Appendices

A. Main Differences in the Learning Setting between the Work by Singh & Diggavi (2025) and Ours

The main important differences between the transfer learning setting in the work by Singh & Diggavi (2025) and ours:

- Their target task is overparameterized but their source tasks are underparameterized.

In contrast, our source tasks can be overparameterized. This adds new important aspects that play significant roles in the analysis and proposed algorithm, e.g., in our proposed overparameterization debiasing of the pretrained models.

- They use only the pretrained representation matrices.

In contrast, we use the pretrained predictors – a setting that refers to another practical scenario where the pretrained models are available predictors that were not trained in architectural forms that were mainly intend to facilitate transfer learning of other tasks.

- Their method is composed of distinct phases: Combining the pretrained representation matrices via computing the orthonormal basis that spans their columns; using this orthonormal basis to learn an intermediate predictor for the target task using (least squares on) a subset of the target dataset; then using the intermediate predictor as initialization for learning a predictor via gradient descent on least squares using the remainder of the target dataset that was not used earlier in the process.

In contrast, our transfer learning is algorithmically and conceptually simpler – we define a penalized least squares optimization that uses all the target data and all the pretrained predictors and solve it via its closed-form solution.

There are additional differences between the two works, including in the relations between the source and target models. All the above imply that in this research we provide many more contributions beyond the interesting work by Singh & Diggavi (2025).

B. Additional Details for Section 3

This appendix includes formulations and definitions that the proofs can use.

The training dataset of the j^{th} source task satisfies $\mathbf{v}_j = \mathbf{Z}_j \boldsymbol{\theta}_j + \boldsymbol{\xi}_j$ where $\boldsymbol{\xi}_j \triangleq [\xi_j^{(1)}, \dots, \xi_j^{(\tilde{n}_j)}]^T$ is an unknown noise vector whose i^{th} component $\xi_j^{(i)}$ originates in the i^{th} data example's relation $v_j^{(i)} = \mathbf{z}_j^{(i),T} \boldsymbol{\theta}_j + \xi_j^{(i)}$ of the j^{th} source task.

The training dataset of the target task satisfies $\mathbf{y} = \mathbf{X} \boldsymbol{\beta} + \boldsymbol{\epsilon}$ where $\boldsymbol{\epsilon} \triangleq [\epsilon^{(1)}, \dots, \epsilon^{(n)}]^T$ is an unknown noise vector whose i^{th} component $\epsilon^{(i)}$ originates in the i^{th} data example's relation $y^{(i)} = \mathbf{x}^{(i),T} \boldsymbol{\beta} + \epsilon^{(i)}$.

C. Proof of Theorem 4.4

The expected test error of the transfer learning solution to the target task is developed as follows:

$$\begin{aligned}\bar{\mathcal{E}}_{\text{TL}} &\triangleq \sigma_\epsilon^2 + \mathbb{E} \left[\left\| \hat{\beta}_{\text{TL}} - \beta \right\|_{\Sigma_{\mathbf{x}}}^2 \right] \\ &= \sigma_\epsilon^2 + \mathbb{E} \left[\left\| \left(\mathbf{X}^T \mathbf{X} + n\alpha_{\text{TL}} \sum_{j=1}^m \tilde{\mathbf{H}}_j^T \tilde{\mathbf{H}}_j \right)^{-1} \left(\mathbf{X}^T \mathbf{y} + n\alpha_{\text{TL}} \sum_{j=1}^m \tilde{\mathbf{H}}_j^T \hat{\theta}_j \right) - \beta \right\|_{\Sigma_{\mathbf{x}}}^2 \right]\end{aligned}\quad (\text{C.1})$$

$$= \sigma_\epsilon^2 + \mathbb{E} \left[\left\| \left(\mathbf{X}^T \mathbf{X} + n\alpha_{\text{TL}} \sum_{j=1}^m \tilde{\mathbf{H}}_j^T \tilde{\mathbf{H}}_j \right)^{-1} \times \right. \right. \quad (\text{C.2})$$

$$\left. \left(\mathbf{X}^T \mathbf{y} + n\alpha_{\text{TL}} \sum_{j=1}^m \tilde{\mathbf{H}}_j^T \hat{\theta}_j - \mathbf{X}^T \mathbf{X} \beta - n\alpha_{\text{TL}} \sum_{j=1}^m \tilde{\mathbf{H}}_j^T \tilde{\mathbf{H}}_j \beta \right) \right\|_{\Sigma_{\mathbf{x}}}^2 \right] \quad (\text{C.3})$$

$$= \sigma_\epsilon^2 + \mathbb{E} \left[\left\| \left(\mathbf{X}^T \mathbf{X} + n\alpha_{\text{TL}} \sum_{j=1}^m \tilde{\mathbf{H}}_j^T \tilde{\mathbf{H}}_j \right)^{-1} \left(\mathbf{X}^T \epsilon + n\alpha_{\text{TL}} \sum_{j=1}^m \tilde{\mathbf{H}}_j^T (\hat{\theta}_j - \tilde{\mathbf{H}}_j \beta) \right) \right\|_{\Sigma_{\mathbf{x}}}^2 \right] \quad (\text{C.4})$$

Let us define

$$\mathbf{R} \triangleq \left(\sum_{j=1}^m \tilde{\mathbf{H}}_j^T \tilde{\mathbf{H}}_j \right)^{1/2} \quad (\text{C.5})$$

as the unique positive definite square root of the matrix $\sum_{j=1}^m \tilde{\mathbf{H}}_j^T \tilde{\mathbf{H}}_j$, which is a full-rank (by Assumption 3.1) positive definite matrix (as explained next) and therefore has a unique positive definite square root. Specifically, note that $\tilde{\mathbf{H}}_j^T \tilde{\mathbf{H}}_j$ is a symmetric and positive semi definite matrix for any $j \in \{1, \dots, m\}$, hence, $\sum_{j=1}^m \tilde{\mathbf{H}}_j^T \tilde{\mathbf{H}}_j$ is symmetric and (using the full rank Assumption 3.1) positive definite matrix. Therefore, \mathbf{R} is a positive definite, symmetric matrix.

Using the cyclic property of trace, the definition of \mathbf{R} from (C.5), and the definitions

$$\mathbf{W} \triangleq \mathbf{R}^{-1} \Sigma_{\mathbf{x}} \mathbf{R}^{-1} \quad (\text{C.6})$$

$$\mathbf{X}_{\mathbf{R}^{-1}} \triangleq \mathbf{X} \mathbf{R}^{-1} \quad (\text{C.7})$$

the test error can be further developed as follows:

$$\begin{aligned}\bar{\mathcal{E}}_{\text{TL}} &= \sigma_\epsilon^2 + \mathbb{E} \left[\text{Tr} \left\{ \left(\left(\mathbf{X}^T \mathbf{X} + n\alpha_{\text{TL}} \sum_{j=1}^m \tilde{\mathbf{H}}_j^T \tilde{\mathbf{H}}_j \right)^{-1} \left(\mathbf{X}^T \epsilon + n\alpha_{\text{TL}} \sum_{j=1}^m \tilde{\mathbf{H}}_j^T (\hat{\theta}_j - \tilde{\mathbf{H}}_j \beta) \right) \right)^T \times \right. \right. \\ &\quad \left. \left. \Sigma_{\mathbf{x}} \left(\mathbf{X}^T \mathbf{X} + n\alpha_{\text{TL}} \sum_{j=1}^m \tilde{\mathbf{H}}_j^T \tilde{\mathbf{H}}_j \right)^{-1} \left(\mathbf{X}^T \epsilon + n\alpha_{\text{TL}} \sum_{j=1}^m \tilde{\mathbf{H}}_j^T (\hat{\theta}_j - \tilde{\mathbf{H}}_j \beta) \right) \right\} \right] \\ &= \sigma_\epsilon^2 + \mathbb{E} \left[\text{Tr} \left\{ \left(\mathbf{X}^T \epsilon + n\alpha_{\text{TL}} \sum_{j=1}^m \tilde{\mathbf{H}}_j^T (\hat{\theta}_j - \tilde{\mathbf{H}}_j \beta) \right) \left(\mathbf{X}^T \epsilon + n\alpha_{\text{TL}} \sum_{j=1}^m \tilde{\mathbf{H}}_j^T (\hat{\theta}_j - \tilde{\mathbf{H}}_j \beta) \right)^T \times \right. \right. \\ &\quad \left. \left. \left(\mathbf{X}^T \mathbf{X} + n\alpha_{\text{TL}} \sum_{j=1}^m \tilde{\mathbf{H}}_j^T \tilde{\mathbf{H}}_j \right)^{-1} \Sigma_{\mathbf{x}} \left(\mathbf{X}^T \mathbf{X} + n\alpha_{\text{TL}} \sum_{j=1}^m \tilde{\mathbf{H}}_j^T \tilde{\mathbf{H}}_j \right)^{-1} \right\} \right]\end{aligned}$$

Using the zero mean of ϵ and its independence from other random elements, we get

$$\begin{aligned}
 \bar{\mathcal{E}}_{\text{TL}} &= \\
 &= \sigma_\epsilon^2 + \mathbb{E} \left[\text{Tr} \left\{ \left(\sigma_\epsilon^2 \mathbf{X}^T \mathbf{X} + n^2 \alpha_{\text{TL}}^2 \sum_{j=1}^m \tilde{\mathbf{H}}_j^T (\hat{\boldsymbol{\theta}}_j - \tilde{\mathbf{H}}_j \boldsymbol{\beta}) \sum_{j=1}^m (\hat{\boldsymbol{\theta}}_j - \tilde{\mathbf{H}}_j \boldsymbol{\beta})^T \tilde{\mathbf{H}}_j \right) \times \right. \right. \\
 &\quad \left. \left. \left(\mathbf{X}^T \mathbf{X} + n \alpha_{\text{TL}} \sum_{j=1}^m \tilde{\mathbf{H}}_j^T \tilde{\mathbf{H}}_j \right)^{-1} \boldsymbol{\Sigma}_{\mathbf{X}} \left(\mathbf{X}^T \mathbf{X} + n \alpha_{\text{TL}} \sum_{j=1}^m \tilde{\mathbf{H}}_j^T \tilde{\mathbf{H}}_j \right)^{-1} \right\} \right] \\
 &= \sigma_\epsilon^2 + \\
 &\quad + \mathbb{E} \left[\text{Tr} \left\{ \left(n^2 \alpha_{\text{TL}}^2 \sum_{j=1}^m \tilde{\mathbf{H}}_j^T (\hat{\boldsymbol{\theta}}_j - \tilde{\mathbf{H}}_j \boldsymbol{\beta}) \sum_{j=1}^m (\hat{\boldsymbol{\theta}}_j - \tilde{\mathbf{H}}_j \boldsymbol{\beta})^T \tilde{\mathbf{H}}_j - \sigma_\epsilon^2 n \alpha_{\text{TL}} \sum_{j=1}^m \tilde{\mathbf{H}}_j^T \tilde{\mathbf{H}}_j \right) \times \right. \right. \\
 &\quad \left. \left. \left(\mathbf{X}^T \mathbf{X} + n \alpha_{\text{TL}} \sum_{j=1}^m \tilde{\mathbf{H}}_j^T \tilde{\mathbf{H}}_j \right)^{-1} \boldsymbol{\Sigma}_{\mathbf{X}} \left(\mathbf{X}^T \mathbf{X} + n \alpha_{\text{TL}} \sum_{j=1}^m \tilde{\mathbf{H}}_j^T \tilde{\mathbf{H}}_j \right)^{-1} \right\} \right] \\
 &\quad + \mathbb{E} \left[\text{Tr} \left\{ \sigma_\epsilon^2 \left(\mathbf{X}^T \mathbf{X} + n \alpha_{\text{TL}} \sum_{j=1}^m \tilde{\mathbf{H}}_j^T \tilde{\mathbf{H}}_j \right) \left(\mathbf{X}^T \mathbf{X} + n \alpha_{\text{TL}} \sum_{j=1}^m \tilde{\mathbf{H}}_j^T \tilde{\mathbf{H}}_j \right)^{-1} \boldsymbol{\Sigma}_{\mathbf{X}} \left(\mathbf{X}^T \mathbf{X} + n \alpha_{\text{TL}} \sum_{j=1}^m \tilde{\mathbf{H}}_j^T \tilde{\mathbf{H}}_j \right)^{-1} \right\} \right] \\
 &= \sigma_\epsilon^2 + \mathbb{E} \left[\text{Tr} \left\{ \sigma_\epsilon^2 \boldsymbol{\Sigma}_{\mathbf{X}} \left(\mathbf{X}^T \mathbf{X} + n \alpha_{\text{TL}} \sum_{j=1}^m \tilde{\mathbf{H}}_j^T \tilde{\mathbf{H}}_j \right)^{-1} \right\} \right] \\
 &\quad + \mathbb{E} \left[\text{Tr} \left\{ \left(n^2 \alpha_{\text{TL}}^2 \mathbf{R}^{-1} \left(\sum_{j=1}^m \tilde{\mathbf{H}}_j^T (\hat{\boldsymbol{\theta}}_j - \tilde{\mathbf{H}}_j \boldsymbol{\beta}) \sum_{j=1}^m (\hat{\boldsymbol{\theta}}_j - \tilde{\mathbf{H}}_j \boldsymbol{\beta})^T \tilde{\mathbf{H}}_j \right) \mathbf{R}^{-1} - \sigma_\epsilon^2 n \alpha_{\text{TL}} \mathbf{I}_d \right) \times \right. \right. \\
 &\quad \left. \left. \left(\mathbf{X}_{\mathbf{R}-1}^T \mathbf{X}_{\mathbf{R}-1} + n \alpha_{\text{TL}} \mathbf{I}_d \right)^{-1} \mathbf{W} \left(\mathbf{X}_{\mathbf{R}-1}^T \mathbf{X}_{\mathbf{R}-1} + n \alpha_{\text{TL}} \mathbf{I}_d \right)^{-1} \right\} \right]
 \end{aligned}$$

By defining

$$\boldsymbol{\Gamma}_{\text{TL}} = \mathbb{E} \left[\mathbf{R}^{-1} \left(\sum_{j=1}^m \tilde{\mathbf{H}}_j^T (\hat{\boldsymbol{\theta}}_j - \tilde{\mathbf{H}}_j \boldsymbol{\beta}) \right) \left(\sum_{j=1}^m (\hat{\boldsymbol{\theta}}_j - \tilde{\mathbf{H}}_j \boldsymbol{\beta})^T \tilde{\mathbf{H}}_j \right) \mathbf{R}^{-1} \right] \quad (\text{C.8})$$

we can get

$$\bar{\mathcal{E}}_{\text{TL}} = \sigma_\epsilon^2 \left(1 + \frac{d}{n} \mathbb{E} \left[\text{Tr} \left\{ \frac{1}{d} \mathbf{W} \left(\frac{1}{n} \mathbf{X}_{\mathbf{R}-1}^T \mathbf{X}_{\mathbf{R}-1} + \alpha_{\text{TL}} \mathbf{I}_d \right)^{-1} \right\} \right] \right) \quad (\text{C.9})$$

$$+ \frac{d}{n} \mathbb{E} \left[\text{Tr} \left\{ \left(\frac{n \alpha_{\text{TL}}^2}{d \sigma_\epsilon^2} \boldsymbol{\Gamma}_{\text{TL}} - \frac{\alpha_{\text{TL}}}{d} \mathbf{I}_d \right) \left(\frac{1}{n} \mathbf{X}_{\mathbf{R}-1}^T \mathbf{X}_{\mathbf{R}-1} + \alpha_{\text{TL}} \mathbf{I}_d \right)^{-1} \mathbf{W} \left(\frac{1}{n} \mathbf{X}_{\mathbf{R}-1}^T \mathbf{X}_{\mathbf{R}-1} + \alpha_{\text{TL}} \mathbf{I}_d \right)^{-1} \right\} \right]. \quad (\text{C.10})$$

To simplify $\boldsymbol{\Gamma}_{\text{TL}}$ from (C.8), for $l \neq j$ using Appendix H and the independence of different pretrained models, we get

$$\mathbb{E} \left[\tilde{\mathbf{H}}_j^T (\hat{\boldsymbol{\theta}}_j - \tilde{\mathbf{H}}_j \boldsymbol{\beta}) (\hat{\boldsymbol{\theta}}_l - \tilde{\mathbf{H}}_l \boldsymbol{\beta})^T \tilde{\mathbf{H}}_l \right] = \frac{b}{d} \tilde{\mathbf{H}}_j^T (\rho_j \mathbf{H}_j - \tilde{\mathbf{H}}_j) (\rho_l \mathbf{H}_l - \tilde{\mathbf{H}}_l)^T \tilde{\mathbf{H}}_l. \quad (\text{C.11})$$

For $l = j$, we can use the asymptotic result by Dar et al. (2024) (their Eq. (6.5)) for a single source task, which in our notation is

$$\begin{aligned}
 &\mathbb{E} \left[\tilde{\mathbf{H}}_j^T (\hat{\boldsymbol{\theta}}_j - \tilde{\mathbf{H}}_j \boldsymbol{\beta}) (\hat{\boldsymbol{\theta}}_j - \tilde{\mathbf{H}}_j \boldsymbol{\beta})^T \tilde{\mathbf{H}}_j \right] \\
 &\rightarrow \begin{cases} \frac{1}{d} \left(\sigma_{\eta_j}^2 + \frac{\gamma_{\text{src},j} \sigma_{\xi_j}^2}{1 - \gamma_{\text{src},j}} \right) \mathbf{I}_d + \frac{b}{d} (\mathbf{H}_j - \tilde{\mathbf{H}}_j) (\mathbf{H}_j - \tilde{\mathbf{H}}_j)^T & \text{for } \gamma_{\text{src},j} < 1, \\ \infty & \text{for } \gamma_{\text{src},j} = 1, \\ \frac{b(\gamma_{\text{src},j} - 1)}{d \gamma_{\text{src},j}^2} \left(\gamma_{\text{src},j} \tilde{\mathbf{H}}_j \tilde{\mathbf{H}}_j^T - \mathbf{H}_j \mathbf{H}_j^T + \kappa_{\mathbf{H}_j} \mathbf{I}_d - \frac{1}{d} \text{diag} \left(\left\{ [\mathbf{H}_j \mathbf{H}_j^T]_{kk} \right\}_{k=1, \dots, d} \right) \right) \\ + \frac{b}{d \gamma_{\text{src},j}} (\mathbf{H}_j - \tilde{\mathbf{H}}_j) (\mathbf{H}_j - \tilde{\mathbf{H}}_j)^T + \frac{1}{d \gamma_{\text{src},j}} \left(\sigma_{\eta_j}^2 + \frac{\gamma_{\text{src},j} \sigma_{\xi_j}^2}{\gamma_{\text{src},j} - 1} \right) \mathbf{I}_d & \text{for } \gamma_{\text{src},j} > 1. \end{cases}
 \end{aligned} \quad (\text{C.12})$$

Then, we use the following lemma by Dar et al. (2024), which can be proved using results by Rubio & Mestre (2011); Dobriban & Sheng (2020) (for more details and proof see Lemma E.1 by (Dar et al., 2024)).

Lemma C.1. Consider a random data matrix $\mathbf{X} = [\mathbf{x}^{(1)}, \dots, \mathbf{x}^{(n)}]^T$ composed of i.i.d. $\mathbf{x}^{(i)}$ distributed with covariance matrix $\Sigma \in \mathbb{R}^{d \times d}$ that satisfies assumption 4.2, and $\theta \in \mathbb{R}^{d \times d}$ such that $\text{Tr} \left\{ \left(\theta^T \theta \right)^{1/2} \right\}$ is uniformly bounded in d , and $\Xi \in \mathbb{R}^{d \times d}$ is a positive semi-definite matrix. Then, with probability one, for each $\alpha > 0$, as $n, d \rightarrow \infty$ such that $d/n \rightarrow \gamma_{\text{tgt}}$,

$$\text{Tr} \left\{ \theta \left(\left(\frac{1}{n} \mathbf{X}^T \mathbf{X} + \alpha \mathbf{I}_d \right)^{-1} - (c(\alpha) \Sigma + \alpha \mathbf{I}_d)^{-1} \right) \right\} \rightarrow 0 \quad (\text{C.13})$$

and

$$\begin{aligned} \text{Tr} \left\{ \theta \left(\left(\frac{1}{n} \mathbf{X}^T \mathbf{X} + \alpha \mathbf{I}_d \right)^{-1} \Xi \left(\frac{1}{n} \mathbf{X}^T \mathbf{X} + \alpha \mathbf{I}_d \right)^{-1} \right. \right. \\ \left. \left. - (c(\alpha) \Sigma + \alpha \mathbf{I}_d)^{-1} (c'(\alpha) \Sigma + \Xi) (c(\alpha) \Sigma + \alpha \mathbf{I}_d)^{-1} \right) \right\} \rightarrow 0, \end{aligned} \quad (\text{C.14})$$

where $c(\alpha)$ is the unique solution c of $\frac{1}{c} - 1 = \frac{\gamma_{\text{tgt}}}{d} \text{Tr} \{ \Sigma (c \Sigma + \alpha \mathbf{I}_d)^{-1} \}$, and

$$c'(\alpha) = \frac{\frac{\gamma_{\text{tgt}}}{d} \text{Tr} \{ \Sigma (c(\alpha) \Sigma + \alpha \mathbf{I}_d)^{-1} \Xi (c(\alpha) \Sigma + \alpha \mathbf{I}_d)^{-1} \}}{c(\alpha)^{-2} - \frac{\gamma_{\text{tgt}}}{d} \text{Tr} \{ \Sigma (c(\alpha) \Sigma + \alpha \mathbf{I}_d)^{-1} \Sigma (c(\alpha) \Sigma + \alpha \mathbf{I}_d)^{-1} \}}. \quad (\text{C.15})$$

Let us continue the proof of Theorem 4.4 from the error expression we got in (C.9)-(C.10):

- Note that the rows of $\mathbf{X}_{\mathbf{R}-1}$ in (C.9)-(C.10) are i.i.d. with mean $\mathbf{0}$ and covariance \mathbf{W} , satisfying assumption 4.2.
- We apply (C.13) of Lemma C.1 with $\theta = \frac{1}{d} \mathbf{W}$, $\mathbf{X} = \mathbf{X}_{\mathbf{R}-1}$, $\Sigma = \mathbf{W}$, $\alpha = \alpha_{\text{TL}}$ on the trace term in (C.9).
- We apply (C.14) of Lemma C.1 with $\theta = \frac{n \alpha_{\text{TL}}^2}{d \sigma_\epsilon^2} \Gamma_{\text{TL}} - \frac{\alpha_{\text{TL}}}{d} \mathbf{I}_d$, $\Xi = \mathbf{W}$, $\mathbf{X} = \mathbf{X}_{\mathbf{R}-1}$, $\Sigma = \mathbf{W}$, $\alpha = \alpha_{\text{TL}}$ on the trace term in (C.10).

These applications of Lemma C.1 lead to the error formulation in Theorem 4.4.

D. Optimally Tuned Transfer Learning with Multiple Pretrained Models: Nonasymptotic Setting with Noisy-Rotation Task Relation and Isotropic Inputs

D.1. Optimally-Tuned Transfer Learning: The Nonasymptotic Case

Here we will formulate the optimal transfer hyperparameter $\alpha_{\text{TL}}^{\text{opt}}$ using the derivative of the error expression $\bar{\mathcal{E}}_{\text{TL}}$.

Theorem D.1. Under Assumptions 3.1, 3.2 and 4.1, target data with isotropic input covariance and well-specified orthonormal task relation $\tilde{\mathbf{H}}_j = \mathbf{H}_j$, $\mathbf{H}_j^T \mathbf{H}_j = \mathbf{I}_d$, the optimal hyperparameter α_{TL} for transfer learning with m pretrained models is

$$\alpha_{\text{TL}}^{\text{opt}} = \frac{m \sigma_\epsilon^2}{n \left(\sum_{j=1}^m C_j + \frac{2b}{d} \sum_{l=1}^{m-1} \sum_{j=l+1}^m (1 - \rho_j)(1 - \rho_l) \right)} \quad (\text{D.16})$$

where

$$C_j \triangleq \quad (\text{D.17})$$

$$\begin{cases} \frac{\sigma_{\eta_j}^2}{d} + \frac{\sigma_{\xi_j}^2}{\tilde{n}_j - d - 1} & \text{for } d \leq \tilde{n}_j - 2, \\ \infty & \text{for } \tilde{n}_j - 1 \leq d \leq \tilde{n}_j + 1, \\ \left(1 - \frac{\tilde{n}_j}{d} \right) \frac{b}{d} + \frac{\tilde{n}_j}{d} \left(\frac{\sigma_{\eta_j}^2}{d} + \frac{\sigma_{\xi_j}^2}{d - \tilde{n}_j - 1} \right) & \text{for } d \geq \tilde{n}_j + 2. \end{cases} \quad (\text{D.18})$$

Then, the optimally tuned transfer learning has the following expected test error:

$$\bar{\mathcal{E}}_{\text{TL}} = \sigma_\epsilon^2 \left(1 + \mathbb{E}_{\mathbf{X}} \left[\text{Tr} \left\{ \left(\mathbf{X}^T \mathbf{X} + m n \alpha_{\text{TL}}^{\text{opt}} \mathbf{I}_d \right)^{-1} \right\} \right] \right). \quad (\text{D.19})$$

The proof is provided in Appendix F.

For additional analysis, the following assumption will be useful.

Assumption D.2 (Sources have the same parameterization and noise levels). All pretrained models share the same parameterization level and identical distributions for feature and task relation noise, i.e., there are \tilde{n} , σ_η^2 , σ_ξ^2 such that

$$\tilde{n}_j = \tilde{n}, \quad \sigma_{\eta_j}^2 = \sigma_\eta^2, \quad \sigma_{\xi_j}^2 = \sigma_\xi^2, \quad \forall j \in \{1, \dots, m\}.$$

Assumption D.2 implies that $\rho_j = \rho$ and $C_j = C$, for all $j \in \{1, \dots, m\}$, where ρ and C are computed by plugging \tilde{n} , σ_η^2 , σ_ξ^2 in (12) and (D.17), respectively.

D.2. Optimally-Tuned Transfer Learning: The Asymptotic Case

In Theorem 5.2, the limiting value of the optimal hyperparameter $\alpha_{\text{TL},\infty}^{\text{opt}}$ is

$$\alpha_{\text{TL},\infty}^{\text{opt}} = \sigma_\epsilon^2 \gamma_{\text{tgt}} \times \begin{cases} \left(\sigma_\eta^2 + \frac{\gamma_{\text{src}} \cdot \sigma_\xi^2}{1 - \gamma_{\text{src}}} \right)^{-1} & \text{for } \gamma_{\text{src}} < 1, \\ \left(\frac{\gamma_{\text{src}} - 1}{\gamma_{\text{src}}} b + (m - 1) b \left(\frac{1 - \gamma_{\text{src}}}{\gamma_{\text{src}}} \right)^2 + \frac{1}{\gamma_{\text{src}}} \left(\sigma_\eta^2 + \frac{\gamma_{\text{src}} \cdot \sigma_\xi^2}{\gamma_{\text{src}} - 1} \right) \right)^{-1} & \text{for } \gamma_{\text{src}} > 1. \end{cases} \quad (\text{D.20})$$

The Stieltjes transform of the Marchenko-Pastur distribution is formulated as

$$g(-m\alpha_{\text{TL},\infty}^{\text{opt}}; \gamma_{\text{tgt}}) = \frac{-(1 - \gamma_{\text{tgt}} + m\alpha_{\text{TL},\infty}^{\text{opt}}) + \sqrt{(1 - \gamma_{\text{tgt}} + m\alpha_{\text{TL},\infty}^{\text{opt}})^2 + 4\gamma_{\text{tgt}}m\alpha_{\text{TL},\infty}^{\text{opt}}}}{2\gamma_{\text{tgt}}m\alpha_{\text{TL},\infty}^{\text{opt}}}. \quad (\text{D.21})$$

D.3. Negative Transfer

For a start, we consider the case of poor pretrained models (due to remote relation to target task or due to inadequate generalization in the source task) such that the transfer learning predictor $\hat{\beta}_{\text{TL}}$ from (7) negligibly uses them by having $\alpha_{\text{TL}} \rightarrow 0^+$.

Proposition D.3. *If the target task is underparameterized with $d \leq n - 2$, $\mathbf{X}^T \mathbf{X}$ is almost surely invertible and therefore*

$$\lim_{\alpha_{\text{TL}} \rightarrow 0^+} \hat{\beta}_{\text{TL}} = \hat{\beta}_{\text{ML2N}}. \quad (\text{D.22})$$

If the target task is overparameterized with $d \geq n + 2$, $\mathbf{X}^T \mathbf{X}$ is not invertible and

$$\lim_{\alpha_{\text{TL}} \rightarrow 0^+} \hat{\beta}_{\text{TL}} = \hat{\beta}_{\text{ML2N}} + \mathbf{P}_{\mathcal{N}(\mathbf{X})} \left(\sum_{j=1}^m \tilde{\mathbf{H}}_j^T \tilde{\mathbf{H}}_j \right)^{-1} \left(\sum_{j=1}^m \tilde{\mathbf{H}}_j^T \hat{\theta}_j \right) \quad (\text{D.23})$$

where $\mathbf{P}_{\mathcal{N}(\mathbf{X})} \triangleq \mathbf{I}_d - \mathbf{X}^T \mathbf{X}$ denotes the orthogonal projector onto the null space of \mathbf{X} and ML2N refers to the minimum ℓ_2 -norm solution

$$\hat{\beta}_{\text{ML2N}} = \arg \min_{\mathbf{b} \in \mathbb{R}^d} \|\mathbf{y} - \mathbf{X}\mathbf{b}\|_2^2 = \mathbf{X}^+ \mathbf{y}. \quad (\text{D.24})$$

Eq. (D.23) shows that for $\alpha_{\text{TL}} \rightarrow 0^+$, the transfer learning predictor is composed of the minimum ℓ_2 -norm least squares predictor in the column space of \mathbf{X}^T and depends on the pretrained models in the null-space of \mathbf{X}^T . This implies that for an overparameterized target task, poor pretrained models can inevitably degrade transfer learning performance compared to the minimum ℓ_2 -norm least squares predictor, which by itself cannot perform better than optimally tuned ridge regression. This explains a potential scenario of negative transfer such as we observe as the target task error peaks when the source parameterization level is close to 1 (see, e.g., Figs. 1, 2, Q.1 and Q.2).

The statistics of the pretrained learned models (Appendix H) imply that

$$\lim_{d/\tilde{n}_j \rightarrow \infty} \mathbb{E} [\hat{\theta}_j | \beta] = \mathbf{0}. \quad (\text{D.25})$$

Hence, by our transfer learning formula in (7) with Assumption 3.1 and fixed $\tilde{\mathbf{H}}_j$ independent of the source parametrization for any j , we get that

$$\lim_{\forall j, d/\tilde{n}_j \rightarrow \infty} \hat{\beta}_{\text{TL}} = \hat{\beta}_{\text{Tikhonov}, \mathbf{R}} \quad (\text{D.26})$$

where \mathbf{R} is the unique positive definite square root of $\left(\sum_{j=1}^m \tilde{\mathbf{H}}_j^T \tilde{\mathbf{H}}_j\right)^{1/2}$, as in Theorem 4.4, and $\hat{\beta}_{\text{Tikhonov}, \mathbf{R}}$ is learned using Tikhonov regularization with \mathbf{R} as the Tikhonov matrix and a regularization hyperparameter α_{TL} as for our transfer learning, i.e.,

$$\hat{\beta}_{\text{Tikhonov}, \mathbf{R}} = \arg \min_{\mathbf{b} \in \mathbb{R}^d} \|\mathbf{y} - \mathbf{X}\mathbf{b}\|_2^2 + n\alpha_{\text{TL}} \|\mathbf{R}\mathbf{b}\|_2^2 \quad (\text{D.27})$$

whose closed-form solution for a full rank \mathbf{R} is

$$\hat{\beta}_{\text{Tikhonov}, \mathbf{R}} = (\mathbf{X}^T \mathbf{X} + n\alpha_{\text{TL}} \mathbf{R}^T \mathbf{R})^{-1} \mathbf{X}^T \mathbf{y}. \quad (\text{D.28})$$

Importantly, for $\mathbf{R} = a\mathbf{I}_d$, the Tikhonov predictor is equivalent to ridge regression

$$\hat{\beta}_{\text{ridge}} = \arg \min_{\mathbf{b} \in \mathbb{R}^d} \|\mathbf{y} - \mathbf{X}\mathbf{b}\|_2^2 + n\alpha_{\text{ridge}} \|\mathbf{b}\|_2^2 \quad (\text{D.29})$$

$$= (\mathbf{X}^T \mathbf{X} + n\alpha_{\text{ridge}} \mathbf{I}_d)^{-1} \mathbf{X}^T \mathbf{y} \quad (\text{D.30})$$

with $\alpha_{\text{ridge}} = \alpha_{\text{TL}} a^2$. Therefore, when all the assumed task relation operators $\{\tilde{\mathbf{H}}_j\}_{j=1}^m$ are orthonormal matrices, $\mathbf{R} = \sqrt{m}\mathbf{I}_d$ and the predictor $\hat{\beta}_{\text{Tikhonov}, \mathbf{R}}$ becomes ridge regression with hyperparameter $m\alpha_{\text{TL}}$. Hence, for optimal α_{TL} and α_{ridge} we get that

$$\lim_{\forall j, d/\tilde{n}_j \rightarrow \infty} \hat{\beta}_{\text{TL}} = \hat{\beta}_{\text{ridge}}. \quad (\text{D.31})$$

For further discussion on the optimally tuned ridge see Appendix I. As can be seen in Fig. 2 for the well specified case, and in Fig. 1 for the misspecified case, both for $\tilde{\mathbf{H}}_j = \mathbf{I}_d$, the expected test error of the target model approaches the optimal ridge error, either from below nor from above. When assuming orthonormal task relation matrices, except for the asymptotic equivalence of our transfer learning with $\forall j, d/\tilde{n}_j \rightarrow \infty$ to ridge regression, for a fixed d/\tilde{n}_j our transfer learning can generalize better, on par, or worse than ridge regression. This further justifies the use of ridge regression as our baseline for defining negative transfer in our transfer learning.

Under the assumption of a well-specified task relation $\tilde{\mathbf{H}}_j = \mathbf{H}_j$, the decline in transfer learning performance can stem from poor quality pretrained models $\hat{\theta}_j$ and the task relation noise η_j . Dar et al. (2024) found that transfer learning with a *single* pretrained model in the orthonormal well-specified case outperforms ridge regression when $\sigma_\eta^2 + \frac{d\sigma_\xi^2}{|d-\tilde{n}|-1} < b$. For an overparameterized pretrained model $d > \tilde{n}$, we get $\frac{d}{|d-\tilde{n}|-1} > 1$, therefore negative transfer occurs for any overparameterization level of the pretrained model if $\sigma_\eta^2 + \sigma_\xi^2 > b$. When σ_η^2 is the task noise, σ_ξ^2 is the source task noise and b is the variance of the true target parameters.

As for avoiding negative transfer with multiple pretrained models, in this paper we provide the new Theorem 5.3 (the proof is in Appendix J).

Importantly, recall from (12) that $1 - \rho$ reflects the overparameterization bias that does not exist for underparameterized pretrained models (for which $\rho = 1$). Under the same logic of single pretrained model case, transfer learning using m pretrained models does not perform better than ridge regression performance for any overparameterization level if $\sigma_\eta^2 + \sigma_\xi^2 > mb$; this shows that signal strength b is multiplied by the number of pretrained models. As can be seen in Figs. 2a and Q.2c where the transfer noises $\sigma_\xi^2 = \sigma_\eta^2 = 0.5$ and the well-specified case, for $m = 1$ the necessary condition is not met and we can observe negative transfer for all overparameterization levels. On the other hand, we can observe in Figs. 2b, Q.2a, Q.2b and Q.2d that, for low transfer noises, positive transfer starts from a pretrained parameterization level somewhat to the right to the interpolation threshold, and then the transfer learning test error approaches to the optimal ridge error from below as the pretrained overparameterization level increases.

E. Additional Experiments Details

E.1. Task Relations

In addition to the task relation of the $d \times d$ identity matrix \mathbf{I}_d , we consider additional task relations based on the following non-orthonormal matrices.

E.1.1. SUBSPACE PROJECTION

For task relation based on a r -dimensional linear subspace in \mathbb{R}^d , $r < d$, we define a linear operator \mathbf{H}_j for a single source task as follows:

- Draw a random matrix $\mathbf{A} \in \mathbb{R}^{d \times r}$ with i.i.d. entries from $\mathcal{N}(0, 1)$.
- Perform a QR decomposition, $\mathbf{A} = \mathbf{Q}\mathbf{R}$, to obtain a $\mathbf{Q} \in \mathbb{R}^{d \times r}$ with orthonormal columns that span a r -dimensional linear subspace in \mathbb{R}^d . Note that $\mathbf{Q}^T \mathbf{Q} = \mathbf{I}_r$, but $\mathbf{Q}\mathbf{Q}^T \neq \mathbf{I}_d$.
- Define the task relation operator as

$$\mathbf{H}_j = \mathbf{Q}\mathbf{Q}^T, \quad (\text{E.32})$$

which is the orthogonal projection matrix onto the randomly generated r -dimensional subspace. Note that, although we do not denote the matrix \mathbf{Q} with subscript j , the matrix \mathbf{Q} is formed for the j^{th} source task; i.e., different source tasks have different \mathbf{Q} matrices (thus different subspaces) that are formed from different draws of the \mathbf{A} matrix.

E.1.2. ENERGY-PRESERVING SUBSPACE PROJECTION

Due to being an orthogonal projection matrix onto r -dimensional linear subspace, \mathbf{H}_j in (E.32) has r eigenvalues 1 and $d - r$ eigenvalues 0. Setting such \mathbf{H}_j into our general task relation in (4) exemplifies that the true parameter vector θ_j of the source task may have lower energy (smaller expected ℓ_2 -norm), weaker information about the true parameter vector β of the target task. Specifically, for isotropic Gaussian β that follows Assumption 3.2, we get

$$\mathbb{E}_{\beta} [\|\mathbf{H}_j \beta\|_2^2] = \mathbb{E}_{\beta} [\|\mathbf{Q}\mathbf{Q}^T \beta\|_2^2] = \frac{r}{d} b \quad (\text{E.33})$$

and, therefore,

$$\mathbb{E} [\theta_j] = \mathbb{E}_{\beta, \eta_j} [\|\mathbf{H}_j \beta + \eta_j\|_2^2] = \mathbb{E}_{\beta} [\|\mathbf{H}_j \beta\|_2^2] + \mathbb{E}_{\eta_j} [\|\eta_j\|_2^2] = \frac{r}{d} b + \sigma_{\eta_j}^2 \quad (\text{E.34})$$

where η_j and β are independent. Note that although \mathbf{Q} is constructed randomly, it is treated as fixed (non-random) in this expectation. More importantly, as the subspace dimension r gets smaller compared to the data dimension d , the information of the true parameters β of the target task diminishes compared to the constant task relation noise level $\sigma_{\eta_j}^2$. This motivates us to define an additional projection-based task relation operator that preserves the energy of the target parameters.

For the *energy-preserving subspace-projection task relation*, we form the matrix \mathbf{Q} as explained above, but use it to define the task relation operator \mathbf{H}_j with a dimension-dependent scaling:

$$\mathbf{H}_j = \sqrt{\frac{d}{r}} \mathbf{Q}\mathbf{Q}^T. \quad (\text{E.35})$$

This scaling ensures that the projection preserves the expected energy of the true target parameters, i.e.,

$$\mathbb{E} [\theta_j] = \mathbb{E}_{\beta, \eta_j} [\|\mathbf{H}_j \beta + \eta_j\|_2^2] = \mathbb{E}_{\beta, \eta_j} \left[\left\| \sqrt{\frac{d}{r}} \mathbf{Q}\mathbf{Q}^T \beta + \eta_j \right\|_2^2 \right] = b + \sigma_{\eta_j}^2. \quad (\text{E.36})$$

Throughout this paper we will use both types of task relation operators (E.32), (E.35), in separate experiments.

E.1.3. CIRCULANT MATRIX WITH CONDITION NUMBER κ_c

In the circulant case we set the same $d \times d$ matrix \mathbf{H} for all j , $\mathbf{H}_j = \mathbf{H}$, such that \mathbf{H} is circulant with condition number κ_c and it is formed as follows. For a condition number κ_c and even dimension d , we set the eigenvalues $\lambda_1, \dots, \lambda_d$, such that they are symmetric around the index $\frac{d}{2} + 1$ with $\frac{\lambda_1}{\lambda_{\frac{d}{2}+1}} = \kappa_c$ and $\lambda_1^2 + \lambda_{\frac{d}{2}+1}^2 = 2$. The construction gives us unique $\lambda_{\frac{d}{2}+1}$ and λ_1 . Then we set the eigenvalues $\lambda_2, \dots, \lambda_{\frac{d}{2}}$ to be the square root of equally-spaced numbers in the interval $[\lambda_1^2, \lambda_{\frac{d}{2}+1}^2]$, this way achieving $\sum_{i=1}^d |\lambda_i|^2 = d$. Taking this set of eigenvalues $\lambda_1, \dots, \lambda_d$ using the Discrete Fourier Transform gives us the next circulant matrix, $\mathbf{H} = \mathbf{F}^* \text{diag}(\lambda_1, \dots, \lambda_d) \mathbf{F}$, when the symmetry around the index $\frac{d}{2} + 1$ guarantees a real valued matrix, and $\sum_{i=1}^d |\lambda_i|^2 = d$ yields that the Frobenius norm of \mathbf{H} is d , which is important for Assumption 4.3. This way, for every κ_c there is unique construction of this matrix.

E.2. Additional experiment details

E.2.1. COVARIANCE MATRIX

When referring to an exponential-decay covariance structure for the target data, we construct the covariance matrix as $\Sigma_{ij} = 0.5^{|i-j|}$.

E.2.2. EXPERIMENT SETUP

For the **empirical expected test error** experiments, we set the dimension to $d = 128$. We evaluated 25 different parametrization levels non-uniformly spaced in the range $\gamma_{\text{src}} \in [0.1, 5.1]$ by setting the training set size to $n = \left\lfloor \frac{128}{\gamma_{\text{src}}} \right\rfloor$. For each parametrization level, the expected error was computed by averaging the test errors of 2000 runs with different random seeds and independently drawn training datasets. In each run, the optimal α_{TL} was empirically-selected using a validation set of size 1000, searching over a grid of 30 logarithmically spaced values in the interval $[10^{-4}, 10^2]$. The test errors were computed using a test set of size 1000, independent of the training and validation sets.

For the **bias-variance decomposition**, we employed the same training size selection strategy across 50 different parametrization levels in the range $\gamma_{\text{src}} \in [0.1, 5.1]$, using the same optimal α_{TL} tuning procedure. For each value of γ_{src} , the expectation approximation was done by averaging over 150 main-runs with independently drawn true parameter vector β . In each main-run, for its β , we performed 50 independent sub-runs where the training datasets are randomly drawn and the learning of $\hat{\beta}$ is done independently. By averaging over the sub-runs we get the mean estimator $\mathbb{E}[\hat{\beta}]$ for a specific β . The expectation over β of the squared bias term was calculated by averaging the value of $\left(\mathbb{E}[\hat{\beta}] - \beta \right)^T \Sigma_{\mathbf{x}} \left(\mathbb{E}[\hat{\beta}] - \beta \right)$ over the 150 main-runs. Our bias-variance decomposition evaluations are for $\Sigma_{\mathbf{x}} = \mathbf{I}_d$.

For the variance term, we utilized the computed $\mathbb{E}[\hat{\beta}]$ to calculate the covariance matrix by averaging $\hat{\Sigma}_{\hat{\beta}} = \left(\hat{\beta} - \mathbb{E}[\hat{\beta}] \right) \left(\hat{\beta} - \mathbb{E}[\hat{\beta}] \right)^T$ over the 50 sub-runs. Finally, the scalar variance error term was obtained by taking the average of the trace, $\text{Tr} \left\{ \hat{\Sigma}_{\hat{\beta}} \right\}$, over the 50 sub-runs of independently drawn datasets and over the 150 main-runs of independently-drawn β . This empirically computes the variance error term for our experiments with $\Sigma_{\mathbf{x}} = \mathbf{I}_d$.

F. Proofs for the Simpler Case of Noisy Rotation Task Relation

To prove Theorem D.1, we will first state a lemma and prove it in Appendix F.1. In Appendix F.2 we will use the lemma to prove Theorem D.1.

F.1. Nonasymptotic Test Error Formula of Transfer Learning for Noisy Orthonormal Task Relation: Eigendecomposition Form of the Empirical Covariance

We start by proving the following lemma.

Lemma F.1. *Under Assumptions 3.1, 3.2, 4.1, target data with isotropic input covariance and well-specified orthonormal task relation $\tilde{\mathbf{H}}_j = \mathbf{H}_j$, $\mathbf{H}_j^T \mathbf{H}_j = \mathbf{I}_d$, the expected error of the transfer learning with m pretrained models and a (not*

necessarily optimal) hyperparameter $\alpha_{\text{TL}} > 0$ is

$$\bar{\mathcal{E}}_{\text{TL}} = \sigma_\epsilon^2 + \mathbb{E} \left\{ \sum_{k=1}^d \frac{\sigma_\epsilon^2 \lambda_k + n^2 \alpha_{\text{TL}}^2 \sum_{j=1}^m C_j + \frac{2bn^2 \alpha_{\text{TL}}^2}{d} \sum_{l=1}^{m-1} \sum_{j=l+1}^m (1 - \rho_j)(1 - \rho_l)}{(\lambda_k + nm\alpha_{\text{TL}})^2} \right\} \quad (\text{F.37})$$

where λ_k is the k^{th} eigenvalue of the $d \times d$ empirical covariance matrix $\mathbf{X}^T \mathbf{X}$ and

$$C_j \triangleq \begin{cases} \frac{\sigma_{\eta_j}^2}{d} + \frac{\sigma_{\xi_j}^2}{\tilde{n}_j - d - 1}, & \text{for } d \leq \tilde{n}_j - 2, \\ \infty, & \text{for } \tilde{n}_j - 1 \leq d \leq \tilde{n}_j + 1, \\ \left(1 - \frac{\tilde{n}_j}{d}\right) \frac{b}{d} + \frac{\tilde{n}_j}{d} \left(\frac{\sigma_{\eta_j}^2}{d} + \frac{\sigma_{\xi_j}^2}{d - \tilde{n}_j - 1} \right), & \text{for } d \geq \tilde{n}_j + 2. \end{cases} \quad (\text{F.38})$$

The lemma proof is as follows. From (C.4) and that here we have $\Sigma_{\mathbf{x}} = \mathbf{I}_d$ and $\tilde{\mathbf{H}}_j = \mathbf{H}_j$ for any j , we get

$$\bar{\mathcal{E}}_{\text{TL}} = \sigma_\epsilon^2 + \mathbb{E} \left[\left\| \left(\mathbf{X}^T \mathbf{X} + n\alpha_{\text{TL}} \sum_{j=1}^m \mathbf{H}_j^T \mathbf{H}_j \right)^{-1} \left(\mathbf{X}^T \boldsymbol{\epsilon} + n\alpha_{\text{TL}} \sum_{j=1}^m \mathbf{H}_j^T (\boldsymbol{\eta}_j + (\hat{\boldsymbol{\theta}}_j - \boldsymbol{\theta}_j)) \right) \right\|_2^2 \right]. \quad (\text{F.39})$$

Here \mathbf{H}_j is an orthonormal matrix, i.e., $\mathbf{H}_j^T \mathbf{H}_j = \mathbf{I}_d$, for any j . Then, using the cyclic property of trace, the error expression can be written as

$$\begin{aligned} \bar{\mathcal{E}}_{\text{TL}} &= \sigma_\epsilon^2 + \text{Tr} \left\{ \mathbb{E} \left[\left(\mathbf{X}^T \mathbf{X} + n\alpha_{\text{TL}} m \mathbf{I}_d \right)^{-2} \left(\mathbf{X}^T \boldsymbol{\epsilon} + n\alpha_{\text{TL}} \sum_{j=1}^m \mathbf{H}_j^T (\boldsymbol{\eta}_j + (\hat{\boldsymbol{\theta}}_j - \boldsymbol{\theta}_j)) \right) \right. \right. \\ &\quad \left. \left. \left(\mathbf{X}^T \boldsymbol{\epsilon} + n\alpha_{\text{TL}} \sum_{j=1}^m \mathbf{H}_j^T (\boldsymbol{\eta}_j + (\hat{\boldsymbol{\theta}}_j - \boldsymbol{\theta}_j)) \right)^T \right] \right\} = \\ &= \sigma_\epsilon^2 + \sigma_\epsilon^2 \text{Tr} \left\{ \mathbb{E} \left[\left(\mathbf{X}^T \mathbf{X} + nm\alpha_{\text{TL}} \mathbf{I}_d \right)^{-2} \mathbf{X}^T \mathbf{X} \right] \right\} + \\ &\quad \text{Tr} \left\{ \mathbb{E} \left[\left(\mathbf{X}^T \mathbf{X} + n\alpha_{\text{TL}} m \mathbf{I}_d \right)^{-2} n^2 \alpha_{\text{TL}}^2 \sum_{j=1}^m \sum_{l=1}^m \mathbf{H}_j^T (\hat{\boldsymbol{\theta}}_l - \boldsymbol{\theta}_l + \boldsymbol{\eta}_l) (\hat{\boldsymbol{\theta}}_j - \boldsymbol{\theta}_j + \boldsymbol{\eta}_j)^T \mathbf{H}_j \right] \right\} = \\ &= \sigma_\epsilon^2 + \sigma_\epsilon^2 \text{Tr} \left\{ \mathbb{E} \left[\left(\mathbf{X}^T \mathbf{X} + nm\alpha_{\text{TL}} \mathbf{I}_d \right)^{-2} \mathbf{X}^T \mathbf{X} \right] \right\} + \\ &\quad n^2 \alpha_{\text{TL}}^2 \text{Tr} \left\{ \sum_{j=1}^m \sum_{l=1}^m \mathbb{E} \left[\left(\mathbf{X}^T \mathbf{X} + n\alpha_{\text{TL}} m \mathbf{I}_d \right)^{-1} \mathbf{H}_j^T \mathbf{H}_j \mathbf{H}_l^T \mathbf{H}_l \left(\mathbf{X}^T \mathbf{X} + nm\alpha_{\text{TL}} \mathbf{I}_d \right)^{-1} \right. \right. \\ &\quad \left. \left. \mathbf{H}_l^T (\hat{\boldsymbol{\theta}}_l - \boldsymbol{\theta}_l + \boldsymbol{\eta}_l) (\hat{\boldsymbol{\theta}}_j - \boldsymbol{\theta}_j + \boldsymbol{\eta}_j)^T \mathbf{H}_j \right] \right\} \end{aligned}$$

where the last equality uses the orthonormality property $\mathbf{H}_j^T \mathbf{H}_j = \mathbf{I}_d$, $\mathbf{H}_l^T \mathbf{H}_l = \mathbf{I}_d$.

Now, we define $\mathbf{X}_{\mathbf{H}_j} \triangleq \mathbf{X} \mathbf{H}_j^T$ and $\mathbf{X}_{\mathbf{H}_l} \triangleq \mathbf{X} \mathbf{H}_l^T$, by which we get

$$\begin{aligned} \bar{\mathcal{E}}_{\text{TL}} &= \sigma_\epsilon^2 + \sigma_\epsilon^2 \text{Tr} \left\{ \mathbb{E} \left[\left(\mathbf{X}^T \mathbf{X} + nm\alpha_{\text{TL}} \mathbf{I}_d \right)^{-2} \mathbf{X}^T \mathbf{X} \right] \right\} \\ &\quad + n^2 \alpha_{\text{TL}}^2 \text{Tr} \left\{ \sum_{j=1}^m \sum_{l=1}^m \mathbb{E} \left[\mathbf{H}_j \mathbf{H}_l^T (\mathbf{X}_{\mathbf{H}_l}^T \mathbf{X}_{\mathbf{H}_j} + nm\alpha_{\text{TL}} \mathbf{I}_d)^{-1} (\hat{\boldsymbol{\theta}}_l - \boldsymbol{\theta}_l + \boldsymbol{\eta}_l) (\hat{\boldsymbol{\theta}}_j - \boldsymbol{\theta}_j + \boldsymbol{\eta}_j)^T \right. \right. \\ &\quad \left. \left. (\mathbf{X}_{\mathbf{H}_j}^T \mathbf{X}_{\mathbf{H}_j} + nm\alpha_{\text{TL}} \mathbf{I}_d)^{-1} \right] \right\} \quad (\text{F.40}) \end{aligned}$$

For a single pretrained model (here indexed by j), [Dar et al. \(2024\)](#) have already provided this calculation

$$\mathbb{E} \left[(\hat{\theta}_j - \theta_j + \eta_j)(\hat{\theta}_j - \theta_j + \eta_j)^T \right] = C_j \mathbf{I}_d \quad (\text{F.41})$$

in their Eq. (C.3)-(C.7) of their single pretrained model analysis.

Here, we will develop the case where $j \neq l$, which is new due to our multiple pretrained model setting. First we will simplify the expression and note some important statistics:

$$\hat{\theta}_j - \theta_j + \eta_j = \mathbf{Z}_j^+ \mathbf{Z}_j \theta_j + \mathbf{Z}_j^+ \xi_j - \theta_j + \eta_j = \mathbf{Z}_j^+ \mathbf{Z}_j (\mathbf{H}_j \beta + \eta_j) + \mathbf{Z}_j^+ \xi_j - \mathbf{H}_j \beta \quad (\text{F.42})$$

and we will get

$$\hat{\theta}_j - \theta_j + \eta_j = (\mathbf{Z}_j^+ \mathbf{Z}_j - \mathbf{I}_d) \mathbf{H}_j \beta + \mathbf{Z}_j^+ (\mathbf{Z}_j \eta_j + \xi_j) \quad (\text{F.43})$$

By multiplying terms of different j and l we get

$$\begin{aligned} & (\hat{\theta}_j - \theta_j + \eta_j)(\hat{\theta}_l - \theta_l + \eta_l)^T = \\ & = ((\mathbf{Z}_j^+ \mathbf{Z}_j - \mathbf{I}_d) \mathbf{H}_j \beta + \mathbf{Z}_j^+ (\mathbf{Z}_j \eta_j + \xi_j))((\mathbf{Z}_l^+ \mathbf{Z}_l - \mathbf{I}_d) \mathbf{H}_l \beta + \mathbf{Z}_l^+ (\mathbf{Z}_l \eta_l + \xi_l))^T \\ & = (\mathbf{Z}_j^+ \mathbf{Z}_j - \mathbf{I}_d) \mathbf{H}_j \beta \beta^T \mathbf{H}_l^T (\mathbf{Z}_l^+ \mathbf{Z}_l - \mathbf{I}_d)^T + \mathbf{Z}_j^+ (\mathbf{Z}_j \eta_j + \xi_j) \beta^T \mathbf{H}_l^T (\mathbf{Z}_l^+ \mathbf{Z}_l - \mathbf{I}_d)^T \\ & \quad + (\mathbf{Z}_j^+ \mathbf{Z}_j - \mathbf{I}_d) \mathbf{H}_j \beta (\mathbf{Z}_l \eta_l + \xi_l)^T (\mathbf{Z}_l^+)^T + (\mathbf{Z}_l \eta_l + \xi_l)^T (\mathbf{Z}_l^+)^T \mathbf{Z}_j^+ (\mathbf{Z}_j \eta_j + \xi_j). \end{aligned} \quad (\text{F.44})$$

\mathbf{Z}_j has i.i.d. standard Gaussian components, therefore, using the expectation of the $d \times d$ projection matrix $\mathbf{Z}_j^+ \mathbf{Z}_j$ we get almost surely that

$$\mathbb{E} [\mathbf{Z}_j^+ \mathbf{Z}_j - \mathbf{I}_d] = (1 - \rho_j) \mathbf{I}_d \quad (\text{F.45})$$

where ρ_j is defined in (12). Moreover, under the assumption that β is random and has isotropic Gaussian distribution with zero mean and covariance matrix $\mathbf{B}_d = \frac{b}{d} \mathbf{I}_d$,

$$\mathbb{E} [\beta \beta^T] = \frac{b}{d} \mathbf{I}_d \quad (\text{F.46})$$

By using (F.45), (F.46),

$$\mathbb{E} [(\mathbf{Z}_j^+ \mathbf{Z}_j - \mathbf{I}_d) \mathbf{H}_j \beta \beta^T \mathbf{H}_l^T (\mathbf{Z}_l^+ \mathbf{Z}_l - \mathbf{I}_d)^T] = (1 - \rho_j)(1 - \rho_l) \frac{b}{d} \mathbf{H}_j \mathbf{H}_l^T \quad (\text{F.47})$$

where we used the independence of \mathbf{Z}_j and \mathbf{Z}_l for $j \neq l$.

Then, due to the independence of β , \mathbf{Z}_j , \mathbf{Z}_l , η_j , η_l , ξ_j , ξ_l for any $j \neq l$, and the zero mean of η_j , η_l , ξ_j , ξ_l :

$$\mathbb{E} [\mathbf{Z}_j^+ (\mathbf{Z}_j \eta_j + \xi_j) \beta^T \mathbf{H}_l^T (\mathbf{Z}_l^+ \mathbf{Z}_l - \mathbf{I}_d)^T] = \mathbf{0} \quad (\text{F.48})$$

$$\mathbb{E} [(\mathbf{Z}_j^+ \mathbf{Z}_j - \mathbf{I}_d) \mathbf{H}_j \beta (\mathbf{Z}_l \eta_l + \xi_l)^T (\mathbf{Z}_l^+)^T] = \mathbf{0} \quad (\text{F.49})$$

$$\mathbb{E} [(\mathbf{Z}_l \eta_l + \xi_l)^T (\mathbf{Z}_l^+)^T \mathbf{Z}_j^+ (\mathbf{Z}_j \eta_j + \xi_j)] = \mathbf{0} \quad (\text{F.50})$$

Setting (F.47)-(F.50) in (F.44) gives

$$\mathbb{E} [(\hat{\theta}_j - \theta_j + \eta_j)(\hat{\theta}_l - \theta_l + \eta_l)^T] = (1 - \rho_j)(1 - \rho_l) \frac{b}{d} \mathbf{H}_j \mathbf{H}_l^T \quad (\text{F.51})$$

We use (F.51) to further develop an expression in the double sum of (F.40) for $j \neq l$:

$$\begin{aligned} & \text{Tr} \left\{ \mathbb{E} \left[\mathbf{H}_l \mathbf{H}_j^T (\mathbf{X}_{\mathbf{H}_j}^T \mathbf{X}_{\mathbf{H}_j} + nm\alpha_{\text{TL}} \mathbf{I}_d)^{-1} (\hat{\theta}_j - \theta_j + \eta_j)(\hat{\theta}_l - \theta_l + \eta_l)^T (\mathbf{X}_{\mathbf{H}_l}^T \mathbf{X}_{\mathbf{H}_l} + nm\alpha_{\text{TL}} \mathbf{I}_d)^{-1} \right] \right\} = \\ & = \text{Tr} \left\{ (1 - \rho_j)(1 - \rho_l) \frac{b}{d} \mathbb{E} \left[\mathbf{H}_l \mathbf{H}_j^T (\mathbf{X}_{\mathbf{H}_j}^T \mathbf{X}_{\mathbf{H}_j} + nm\alpha_{\text{TL}} \mathbf{I}_d)^{-1} \mathbf{H}_j \mathbf{H}_l^T (\mathbf{X}_{\mathbf{H}_l}^T \mathbf{X}_{\mathbf{H}_l} + nm\alpha_{\text{TL}} \mathbf{I}_d)^{-1} \right] \right\} \\ & = \frac{b}{d} (1 - \rho_j)(1 - \rho_l) \text{Tr} \left\{ \mathbb{E} \left[(\mathbf{X}^T \mathbf{X} + nm\alpha_{\text{TL}} \mathbf{I}_d)^{-2} \right] \right\} \end{aligned} \quad (\text{F.52})$$

where we used the orthonormality of \mathbf{H}_j for any j .

So we get

$$\begin{aligned} & \text{Tr} \left\{ \sum_{\substack{j,l \in \{1,\dots,m\} \\ l \neq j}} \mathbb{E} \left[\mathbf{H}_l \mathbf{H}_j^T (\mathbf{X}_{\mathbf{H}_j}^T \mathbf{X}_{\mathbf{H}_j} + nm\alpha_{\text{TL}} \mathbf{I}_d)^{-1} (\hat{\boldsymbol{\theta}}_j - \boldsymbol{\theta}_j + \boldsymbol{\eta}_j) \times \right. \right. \\ & \quad \left. \left. (\hat{\boldsymbol{\theta}}_l - \boldsymbol{\theta}_l + \boldsymbol{\eta}_l)^T (\mathbf{X}_{\mathbf{H}_l}^T \mathbf{X}_{\mathbf{H}_l} + nm\alpha_{\text{TL}} \mathbf{I}_d)^{-1} \right] \right\} = \\ & = \mathbb{E} \left\{ \sum_{k=1}^d \frac{\frac{2b}{d} \sum_{l=1}^{m-1} \sum_{j=l+1}^m (1-\rho_j)(1-\rho_l)}{(\lambda_k + nm\alpha_{\text{TL}})^2} \right\} \end{aligned} \quad (\text{F.53})$$

For the m times that $j = l$ in the double sum of (F.40), we get

$$\begin{aligned} & \text{Tr} \left\{ \sum_{j=1}^m \mathbb{E} \left[\mathbf{H}_j \mathbf{H}_j^T (\mathbf{X}_{\mathbf{H}_j}^T \mathbf{X}_{\mathbf{H}_j} + nm\alpha_{\text{TL}} \mathbf{I}_d)^{-1} (\hat{\boldsymbol{\theta}}_j - \boldsymbol{\theta}_j + \boldsymbol{\eta}_j) \times \right. \right. \\ & \quad \left. \left. (\hat{\boldsymbol{\theta}}_j - \boldsymbol{\theta}_j + \boldsymbol{\eta}_j)^T (\mathbf{X}_{\mathbf{H}_j}^T \mathbf{X}_{\mathbf{H}_j} + nm\alpha_{\text{TL}} \mathbf{I}_d)^{-1} \right] \right\} \\ & = \mathbb{E} \left\{ \sum_{k=1}^d \frac{\sum_{j=1}^m C_j}{(\lambda_k + nm\alpha_{\text{TL}})^2} \right\} \end{aligned} \quad (\text{F.54})$$

Moreover, we have

$$\text{Tr} \left\{ \mathbb{E} \left[(\mathbf{X}^T \mathbf{X} + nm\alpha_{\text{TL}} \mathbf{I}_d)^{-2} \mathbf{X}^T \mathbf{X} \right] \right\} = \mathbb{E} \left\{ \sum_{k=1}^d \frac{\lambda_k}{(\lambda_k + nm\alpha_{\text{TL}})^2} \right\} \quad (\text{F.55})$$

Setting (F.53), (F.54), (F.55) in (F.40) gives (F.37) and proves Lemma F.1.

F.2. Nonasymptotic Test Error Formula of Optimally Tuned Transfer Learning for Noisy Orthonormal Task

Relation: Matrix Form of the Empirical Covariance

Now we will formulate the optimal hyperparameter $\alpha_{\text{TL}}^{\text{opt}}$ using the derivative of the error expression $\bar{\mathcal{E}}_{\text{TL}}$. For simplicity, we will denote

$$A = \sum_{j=1}^m C_j + \frac{2b}{d} \sum_{l=1}^{m-1} \sum_{j=l+1}^m (1-\rho_j)(1-\rho_l) \quad (\text{F.56})$$

Now the error expression can be written as

$$\bar{\mathcal{E}}_{\text{TL}} = \sigma_\epsilon^2 + \mathbb{E} \left[\sum_{k=1}^d \frac{\sigma_\epsilon^2 \lambda_k + n^2 \alpha_{\text{TL}}^2 A}{(\lambda_k + nm\alpha_{\text{TL}})^2} \right] \quad (\text{F.57})$$

Taking derivative with respect to α_{TL} gives

$$\begin{aligned} \frac{\partial \bar{\mathcal{E}}_{\text{TL}}}{\partial \alpha_{\text{TL}}} &= \mathbb{E} \left[\sum_{k=1}^d \frac{2n^2 \alpha_{\text{TL}} A (\lambda_k + nm\alpha_{\text{TL}}) - 2nm(\sigma_\epsilon^2 \lambda_k + n^2 \alpha_{\text{TL}}^2 A)}{(\lambda_k + nm\alpha_{\text{TL}})^3} \right] \\ &= \mathbb{E} \left[\sum_{k=1}^d \frac{2n^2 \alpha_{\text{TL}} A \lambda_k - 2nm\sigma_\epsilon^2 \lambda_k}{(\lambda_k + nm\alpha_{\text{TL}})^3} \right] = 2n(n\alpha_{\text{TL}} A - m\sigma_\epsilon^2) \cdot \mathbb{E} \left[\sum_{k=1}^d \frac{\lambda_k}{(\lambda_k + nm\alpha_{\text{TL}})^3} \right] \end{aligned}$$

For optimality, we will solve $\frac{\partial \bar{\mathcal{E}}_{\text{TL}}}{\partial \alpha_{\text{TL}}} = 0$ and yield

$$\alpha_{\text{TL}}^{\text{opt}} = \frac{m\sigma_\epsilon^2}{nA} = \frac{m\sigma_\epsilon^2}{n \left(\sum_{j=1}^m C_j + \frac{2b}{d} \sum_{l=1}^{m-1} \sum_{j=l+1}^m (1-\rho_j)(1-\rho_l) \right)} \quad (\text{F.58})$$

Next, we set the expression for $\alpha_{\text{TL}}^{\text{opt}}$ in the error expression from (F.37) and get

$$\bar{\mathcal{E}}_{\text{TL}} = \sigma_\epsilon^2 \left(1 + \mathbb{E} \left[\sum_{k=1}^d \frac{1}{\lambda_k + mn\alpha_{\text{TL}}^{\text{opt}}} \right] \right) = \sigma_\epsilon^2 \left(1 + \mathbb{E}_{\mathbf{X}} \left[\text{Tr} \left((\mathbf{X}^T \mathbf{X} + mn\alpha_{\text{TL}}^{\text{opt}} \mathbf{I}_d)^{-1} \right) \right] \right) \quad (\text{F.59})$$

which proves Theorem D.1.

G. Proof Outline of Theorem 5.2

First, the optimal transfer learning hyperparameter in (15) that uses (D.17) should be formulated, under Assumptions 3.1, 3.2, 4.1, 4.3 and D.2, in its asymptotic form

$$\alpha_{\text{TL},\infty}^{\text{opt}} = \sigma_\epsilon^2 \gamma_{\text{tgt}} \times \begin{cases} \left(\sigma_\eta^2 + \frac{\gamma_{\text{src}} \sigma_\xi^2}{1 - \gamma_{\text{src}}} \right)^{-1} & \text{for } \gamma_{\text{src}} < 1, \\ \left(\frac{\gamma_{\text{src}} - 1}{\gamma_{\text{src}}} b + (m - 1) b \left(\frac{1 - \gamma_{\text{src}}}{\gamma_{\text{src}}} \right)^2 + \frac{1}{\gamma_{\text{src}}} \left(\sigma_\eta^2 + \frac{\gamma_{\text{src}} \sigma_\xi^2}{\gamma_{\text{src}} - 1} \right) \right)^{-1} & \text{for } \gamma_{\text{src}} > 1. \end{cases} \quad (\text{G.60})$$

Then, note that the nonasymptotic error form for our optimally tuned transfer learning in (D.19) is the same as for optimally tuned ridge regression in (I.66) except for the scaling of the identity matrix.

Therefore, we can use the asymptotic error expression given by Dobriban & Wager (2018) for ridge regression with a $n \times d$ random matrix \mathbf{X} with i.i.d rows, means $\mathbf{0}$ and covariance $\Sigma_{\mathbf{x}} = \mathbf{I}_d$. Accordingly, we can use our different scaling parameter $m\alpha_{\text{TL},\infty}^{\text{opt}}$ and plug it in the result by (Dobriban & Wager, 2018) to get the formulations in (D.20)-(D.21) of Theorem 5.2. The same proof process was used by Dar et al. (2024) in the case of transfer learning with a single pretrained model and its optimal hyperparameter.

H. The Second-Order Statistics of Pretrained Source Models

Recall that all the sources tasks regressors θ_j is unknown and estimated by $\hat{\theta}_j$, which is the ML2N solution to the suitable source task. The second-order statistics of $\hat{\theta}_j$ given β , is as formulated by Dar et al. (2024) for a single pretrained model:

- The expected value of $\hat{\theta}_j$ given β is

$$\begin{aligned} \mathbb{E} [\hat{\theta}_j | \beta] &= \begin{cases} \mathbf{H}_j \beta & \text{for } d \leq \tilde{n}_j, \\ \frac{\tilde{n}_j}{d} \mathbf{H}_j \beta & \text{for } d > \tilde{n}_j \end{cases} \\ &= \rho_j \mathbf{H}_j \beta \end{aligned} \quad (\text{H.61})$$

where ρ_j is defined in (12).

- The covariance matrix $C_{\hat{\theta}_j|\beta} \triangleq \mathbb{E} \left[\left(\hat{\theta}_j - \mathbb{E} [\hat{\theta}_j | \beta] \right) \left(\hat{\theta}_j - \mathbb{E} [\hat{\theta}_j | \beta] \right)^T | \beta \right]$ is

$$C_{\hat{\theta}_j|\beta} = \left(\frac{\sigma_{\eta_j}^2}{d} + \frac{\sigma_{\xi_j}^2}{\tilde{n}_j - d - 1} \right) \mathbf{I}_d \quad (\text{H.62})$$

for $d \leq \tilde{n}_j - 2$, and

$$C_{\hat{\theta}_j|\beta} = \frac{\tilde{n}_j}{d} \left(\frac{d - \tilde{n}_j}{d(d+1)} \mathbf{H}_j \beta \beta^T \mathbf{H}_j^T + \frac{d - \tilde{n}_j}{d^2 - 1} \text{diag} \left(\left\{ \|\mathbf{H}_j \beta\|_2^2 - (\mathbf{H}_j \beta)_k^2 \right\}_{k=1, \dots, d} \right) \right) + \left(\frac{\sigma_{\eta_j}^2}{d} + \frac{\sigma_{\xi_j}^2}{d - \tilde{n}_j - 1} \right) \mathbf{I}_d \quad (\text{H.63})$$

for $d \geq \tilde{n}_j + 2$. For $d \in \{\tilde{n}_j - 1, \tilde{n}_j, \tilde{n}_j + 1\}$ the covariance matrix is infinite valued.

In (H.63), $[\mathbf{H}_j \beta]_k$ is the k -th component of the vector $\mathbf{H}_j \beta$. The notation $\text{diag}(\cdot)$ refers to the $d \times d$ diagonal matrix whose main diagonal values are specified as the d arguments of $\text{diag}(\cdot)$.

I. Ridge Regression Formulations

Our analysis of transfer learning with multiple pretrained models sometimes uses the mathematical resemblance of its test error to the test error of ridge regression. In this appendix we provide auxiliary details on ridge regression.

The ridge regression for our target task (without the source tasks nor pretrained models) is formulated as

$$\hat{\beta}_{\text{ridge}} = \arg \min_{\mathbf{b} \in \mathbb{R}^d} \|\mathbf{y} - \mathbf{X}\mathbf{b}\|_2^2 + n\alpha_{\text{ridge}} \|\mathbf{b}\|_2^2 \quad (\text{I.64})$$

$$= (\mathbf{X}^T \mathbf{X} + n\alpha_{\text{ridge}} \mathbf{I}_d)^{-1} \mathbf{X}^T \mathbf{y} \quad (\text{I.65})$$

where $\alpha_{\text{ridge}} > 0$ is a hyperparameter that determines the ridge regularization strength. The optimal hyperparameter value $\alpha_{\text{ridge}}^{\text{opt}} = \frac{d\sigma_\epsilon^2}{nb}$ achieves the minimum expected test error of the target task, for isotropic Gaussian β that satisfies Assumption 3.2,

$$\bar{\mathcal{E}}_{\text{ridge}}^{\text{opt}} = \sigma_\epsilon^2 \left(1 + \mathbb{E}_{\mathbf{X}} \left[\text{Tr} \left\{ \left(\mathbf{X}^T \mathbf{X} + n\alpha_{\text{ridge}}^{\text{opt}} \mathbf{I}_d \right)^{-1} \right\} \right] \right). \quad (\text{I.66})$$

Similar results for optimally tuned ridge regression were given by, e.g., [Nakkiran et al. \(2021\)](#); [Dobriban & Wager \(2018\)](#). Specifically, [Dar et al. \(2024\)](#) used the ridge regression error form to study transfer learning with a single pretrained model, hence, the proof outline of (I.66) is available in their Appendix D.1.

J. Proof of Theorem 5.3

Consider Assumptions 3.1 and 3.2, target data with isotropic input covariance and well-specified orthonormal task relation $\tilde{\mathbf{H}}_j = \mathbf{H}_j$, $\mathbf{H}_j^T \mathbf{H}_j = \mathbf{I}_d$. Then, the test error of transfer learning with multiple pretrained models (D.19) and ridge regression (I.66) have the same form, except for the scaling of the identity matrix. From this we get that transfer learning is beneficial, i.e., $\bar{\mathcal{E}}_{\text{TL}} < \bar{\mathcal{E}}_{\text{ridge}}$, if

$$\mathbb{E}_{\mathbf{X}} \left[\text{Tr} \left\{ \left(\mathbf{X}^T \mathbf{X} + mn\alpha_{\text{TL}}^{\text{opt}} \mathbf{I}_d \right)^{-1} \right\} \right] < \mathbb{E}_{\mathbf{X}} \left[\text{Tr} \left\{ \left(\mathbf{X}^T \mathbf{X} + n\alpha_{\text{ridge}}^{\text{opt}} \mathbf{I}_d \right)^{-1} \right\} \right]. \quad (\text{J.67})$$

Note that the random matrix $\mathbf{X}^T \mathbf{X}$ has the same distribution on the two sides of this inequality. Moreover, the random eigenvalues of $\mathbf{X}^T \mathbf{X}$ are non-negative. By eigendecomposition, we can write (J.67) as

$$\sum_{k=1}^d \mathbb{E} \left[\frac{1}{\lambda_k \{\mathbf{X}^T \mathbf{X}\} + mn\alpha_{\text{TL}}^{\text{opt}}} \right] < \sum_{k=1}^d \mathbb{E} \left[\frac{1}{\lambda_k \{\mathbf{X}^T \mathbf{X}\} + n\alpha_{\text{ridge}}^{\text{opt}}} \right] \quad (\text{J.68})$$

where the expectations are over the random eigenvalues $\lambda_1 \{\mathbf{X}^T \mathbf{X}\}, \dots, \lambda_d \{\mathbf{X}^T \mathbf{X}\}$.

The inequality (J.68) together with the non-negativity of its denominators imply a condition on the optimal hyperparameters of the two methods:

$$m\alpha_{\text{TL}}^{\text{opt}} > \alpha_{\text{ridge}}^{\text{opt}}, \quad (\text{J.69})$$

namely, the larger scaling of the identity matrix yields a lower test error.

We continue to develop (J.69) as follows:

$$\frac{m\sigma_\epsilon^2}{nC + \frac{bn}{d}(m-1)(1-\rho)^2} > \frac{d\sigma_\epsilon^2}{nb} \quad (\text{J.70})$$

$$C + \frac{b}{d}(m-1)(1-\rho)^2 < \frac{b}{d}m \quad (\text{J.71})$$

For overparameterized pretrained models where $d \geq \tilde{n} + 2$, we set the corresponding formula for C from (D.17) under

Assumption D.2:

$$\begin{aligned} (1-\rho) \frac{b}{d} + \rho \left(\frac{\sigma_\eta^2}{d} + \frac{\sigma_\xi^2}{d-\tilde{n}-1} \right) + \frac{b}{d}(m-1)(1-\rho)^2 &< \frac{b}{d}m \\ \sigma_\eta^2 + \frac{d\sigma_\xi^2}{d-\tilde{n}-1} &< b \left(1 - \frac{1}{\rho} + \frac{1}{\rho}m - \frac{1}{\rho}(m-1)(1-\rho)^2 \right) \\ \sigma_\eta^2 + \frac{d\sigma_\xi^2}{d-\tilde{n}-1} &< b \left(1 - \frac{1}{\rho}(m-1)(1-2\rho+\rho^2-1) \right) \end{aligned}$$

and this gives the condition

$$\sigma_\eta^2 + \frac{d\sigma_\xi^2}{d-\tilde{n}-1} < b(1+(m-1)(2-\rho)) \quad (\text{J.72})$$

For the underparameterized pretrained models where $d \leq \tilde{n} - 2$, note that $\rho = 1$, so the condition in (J.71) is simplified to

$$C < \frac{b}{d}m. \quad (\text{J.73})$$

By setting the corresponding underparametrized formula for C from (D.17) with Assumption D.2, we get

$$\frac{\sigma_\eta^2}{d} + \frac{\sigma_\xi^2}{\tilde{n}-d-1} < \frac{b}{d}m \quad (\text{J.74})$$

i.e.,

$$\sigma_\eta^2 + \frac{d\sigma_\xi^2}{\tilde{n}-d-1} < bm. \quad (\text{J.75})$$

From (J.72) and (J.75) we get the condition in Theorem 5.3.

K. Consistency: Proofs

K.1. Proof of Auxiliary Lemma 5.5

Let $\zeta_{(\phi,\gamma)} \triangleq \phi + 1 - \gamma$.

Then the function can be written as

$$g(-\phi; \gamma) = \frac{-\zeta_{(\phi,\gamma)} + \sqrt{\zeta_{(\phi,\gamma)}^2 + 4\gamma\phi}}{2\gamma\phi}. \quad (\text{K.76})$$

We rationalize the numerator:

$$g(-\phi; \gamma) = \frac{\sqrt{\zeta_{(\phi,\gamma)}^2 + 4\gamma\phi} - \zeta_{(\phi,\gamma)}}{2\gamma\phi} = \frac{(\sqrt{\zeta_{(\phi,\gamma)}^2 + 4\gamma\phi} - \zeta_{(\phi,\gamma)})(\sqrt{\zeta_{(\phi,\gamma)}^2 + 4\gamma\phi} + \zeta_{(\phi,\gamma)})}{2\gamma\phi(\sqrt{\zeta_{(\phi,\gamma)}^2 + 4\gamma\phi} + \zeta_{(\phi,\gamma)})} \quad (\text{K.77})$$

Simplifying the numerator gives

$$g(-\phi; \gamma) = \frac{4\gamma\phi}{2\gamma\phi(\sqrt{\zeta_{(\phi,\gamma)}^2 + 4\gamma\phi} + \zeta_{(\phi,\gamma)})} = \frac{2}{\sqrt{\zeta_{(\phi,\gamma)}^2 + 4\gamma\phi} + \zeta_{(\phi,\gamma)}} \quad (\text{K.78})$$

We have $\phi, \gamma > 0$ and, therefore, $\sqrt{\zeta_{(\phi,\gamma)}^2 + 4\gamma\phi} \geq \zeta_{(\phi,\gamma)}$. By using this bound and that $\zeta_{(\phi,\gamma)}$ is positive for a fixed γ and sufficiently large ϕ ,

$$\lim_{\phi \rightarrow \infty} g(-\phi; \gamma) = \lim_{\phi \rightarrow \infty} \frac{2}{\sqrt{\zeta_{(\phi,\gamma)}^2 + 4\gamma\phi} + \zeta_{(\phi,\gamma)}} < \lim_{\phi \rightarrow \infty} \frac{2}{2\zeta_{(\phi,\gamma)}} = \lim_{\phi \rightarrow \infty} \frac{1}{\phi + 1 - \gamma} = 0. \quad (\text{K.79})$$

K.2. Proof of Theorem 5.4

For underparameterized pretrained models, i.e., $\gamma_{\text{src}} < 1$, the optimal hyperparameter $\alpha_{\text{TL},\infty}^{\text{opt}}$ in (D.20) is a constant independent of m , hence, $\lim_{m \rightarrow \infty} m\alpha_{\text{TL},\infty}^{\text{opt}} \rightarrow \infty$. By Lemma 5.5, this implies that as the number m of pretrained models increases, the transfer learning error in (16) approaches to the Bayes optimal error σ_ϵ^2 :

$$\lim_{m \rightarrow \infty} \bar{\mathcal{E}}_{\text{TL}} = \lim_{m \rightarrow \infty} \sigma_\epsilon^2 \left(1 + \gamma_{\text{tgt}} \cdot g(-m\alpha_{\text{TL},\infty}^{\text{opt}}; \gamma_{\text{tgt}}) \right) = \sigma_\epsilon^2 \quad (\text{K.80})$$

This proves the consistency in (18).

For overparameterized pretrained models, i.e., $\gamma_{\text{src}} > 1$, we will use the corresponding optimal hyperparameter value from (D.20). In this case, $\alpha_{\text{TL},\infty}^{\text{opt}}$ depends on m and therefore we need to analyze where $m\alpha_{\text{TL},\infty}^{\text{opt}}$ tends to when $m \rightarrow \infty$:

$$\lim_{m \rightarrow \infty} m\alpha_{\text{TL},\infty}^{\text{opt}} = \frac{\sigma_\epsilon^2 \gamma_{\text{tgt}} m}{\frac{\gamma_{\text{src}} - 1}{\gamma_{\text{src}}} b + (m - 1)b \left(\frac{1 - \gamma_{\text{src}}}{\gamma_{\text{src}}} \right)^2 + \frac{1}{\gamma_{\text{src}}} \left(\sigma_\eta^2 + \frac{\gamma_{\text{src}} \cdot \sigma_\epsilon^2}{\gamma_{\text{src}} - 1} \right)} = \frac{\sigma_\epsilon^2 \gamma_{\text{tgt}}}{b \left(\frac{1 - \gamma_{\text{src}}}{\gamma_{\text{src}}} \right)^2} < \infty \quad (\text{K.81})$$

Therefore, by Lemma 5.5,

$$\lim_{m \rightarrow \infty} \bar{\mathcal{E}}_{\text{TL}} = \lim_{m \rightarrow \infty} \sigma_\epsilon^2 \left(1 + \gamma_{\text{tgt}} \cdot g(-m\alpha_{\text{TL},\infty}^{\text{opt}}; \gamma_{\text{tgt}}) \right) > \sigma_\epsilon^2, \quad (\text{K.82})$$

which proves the inconsistency in (19).

L. Overparameterization Debiasing under Isotropic Source Input Assumption: Additional Results, Details, and Discussion

L.1. Formulation of the Debiasing Algorithm under Isotropic Source Input Assumption

The overparameterization debiasing procedure is formulated in Algorithm 1.

Algorithm 1 Transfer learning with **overparameterization debiasing** for unknown task relations under isotropic source assumption

- 1: Inputs: Target task train data \mathbf{X}, \mathbf{y} ; m pretrained models $\{\hat{\boldsymbol{\theta}}_j\}_{j=1}^m$ and the size of the train data they were trained on $\{\tilde{n}_j\}_{j=1}^m$
- 2: Set $\tilde{\mathbf{H}}_j = \mathbf{I}_d$ for any underparameterized pretrained model, i.e., $\forall j \in \{1, \dots, m\}$ such that $d \leq \tilde{n}_j$
- 3: Set $\tilde{\mathbf{H}}_j = \frac{\tilde{n}_j}{d} \mathbf{I}_d$ for any overparameterized pretrained model, i.e., $\forall j \in \{1, \dots, m\}$ such that $d > \tilde{n}_j$
- 4: Solve:

$$\hat{\boldsymbol{\beta}}_{\text{TL}} = \arg \min_{\mathbf{b} \in \mathbb{R}^d} \|\mathbf{y} - \mathbf{X}\mathbf{b}\|_2^2 + n\alpha_{\text{TL}} \sum_{j=1}^m \left\| \tilde{\mathbf{H}}_j \mathbf{b} - \hat{\boldsymbol{\theta}}_j \right\|_2^2 \quad (\text{L.83})$$

- 5: Return $\hat{\boldsymbol{\beta}}_{\text{TL}}$
-

L.2. Theory for the Debiasing in Case of Isotropic Input and Known Task Relations $\mathbf{H}_j = \mathbf{I}_d$

For a start, in this subsection, we analytically examine the proposed debiasing in a relatively simple setting where the true task relation operators are known. Next, in subsection M we will empirically analyze the proposed debiasing in more general settings including unknown true task relation operators.

Theorem L.1. *Under Assumptions 3.1, 3.2, 4.1 and target data with isotropic input covariance, task relation $\mathbf{H}_j = \mathbf{I}_d$, $\forall j \in \{1, \dots, m\}$, and setting $\tilde{\mathbf{H}}$ according to the debiasing approach in Algorithm 1, the optimal hyperparameter α_{TLdeb} for transfer learning with m overparameterized pretrained models and debiasing is*

$$\alpha_{\text{TLdeb}}^{\text{opt}} = \frac{\sigma_\epsilon^2 \sum_{j=1}^m \tilde{n}_j^2}{n \sum_{j=1}^m \tilde{n}_j^2 C_{\text{deb},j}} \quad (\text{L.84})$$

where

$$C_{\text{deb},j} \triangleq \frac{\tilde{n}_j}{d} \left(\left(1 - \frac{\tilde{n}_j}{d} \right) \frac{b}{d} + \frac{\sigma_{\eta_j}^2}{d} + \frac{\sigma_{\xi_j}^2}{d - \tilde{n}_j - 1} \right). \quad (\text{L.85})$$

Then, the optimally tuned transfer learning with m overparameterized pretrained models and debiasing has the following expected test error:

$$\bar{\mathcal{E}}_{\text{TLdeb}} = \sigma_\epsilon^2 \left(1 + \mathbb{E}_{\mathbf{X}} \left[\text{Tr} \left\{ \left(\mathbf{X}^T \mathbf{X} + n \alpha_{\text{deb}}^{\text{opt}} \sum_{j=1}^m \frac{\tilde{n}_j^2}{d^2} \mathbf{I}_d \right)^{-1} \right\} \right] \right). \quad (\text{L.86})$$

The proof is provided in Appendix O.1.

Corollary L.2. Under Assumption D.2, the formulations in Theorem L.1 are as follows.

$$\alpha_{\text{TLdeb}}^{\text{opt}} = \frac{\sigma_\epsilon^2}{nC_{\text{deb}}} \quad (\text{L.87})$$

where

$$C_{\text{deb}} \triangleq \frac{\tilde{n}}{d} \left(\left(1 - \frac{\tilde{n}}{d} \right) \frac{b}{d} + \frac{\sigma_\eta^2}{d} + \frac{\sigma_\xi^2}{d - \tilde{n} - 1} \right). \quad (\text{L.88})$$

Then,

$$\bar{\mathcal{E}}_{\text{TLdeb}} = \sigma_\epsilon^2 \left(1 + \mathbb{E}_{\mathbf{X}} \left[\text{Tr} \left\{ \left(\mathbf{X}^T \mathbf{X} + n \alpha_{\text{deb}}^{\text{opt}} m \frac{\tilde{n}^2}{d^2} \mathbf{I}_d \right)^{-1} \right\} \right] \right). \quad (\text{L.89})$$

Corollary L.3. Under Assumption 4.3 and D.2, the test error formulation in Theorem L.1 for an asymptotic setting with a fixed m becomes

$$\bar{\mathcal{E}}_{\text{TLdeb}} \rightarrow \sigma_\epsilon^2 \left(1 + \gamma_{\text{tgt}} \cdot g \left(-\frac{m \alpha_{\text{deb},\infty}^{\text{opt}}}{\gamma_{\text{src}}^2}; \gamma_{\text{tgt}} \right) \right) \quad (\text{L.90})$$

where g is the Stieltjes transform of the Marchenko-Pastur distribution as defined in (D.21) but here it gets a different first argument, and the asymptotically optimal hyperparameter is

$$\alpha_{\text{TLdeb},\infty}^{\text{opt}} = \gamma_{\text{tgt}} \frac{\sigma_\epsilon^2 \gamma_{\text{src}}}{\frac{\gamma_{\text{src}} - 1}{\gamma_{\text{src}}} b + \sigma_\eta^2 + \frac{\gamma_{\text{src}}}{\gamma_{\text{src}} - 1} \sigma_\xi^2}. \quad (\text{L.91})$$

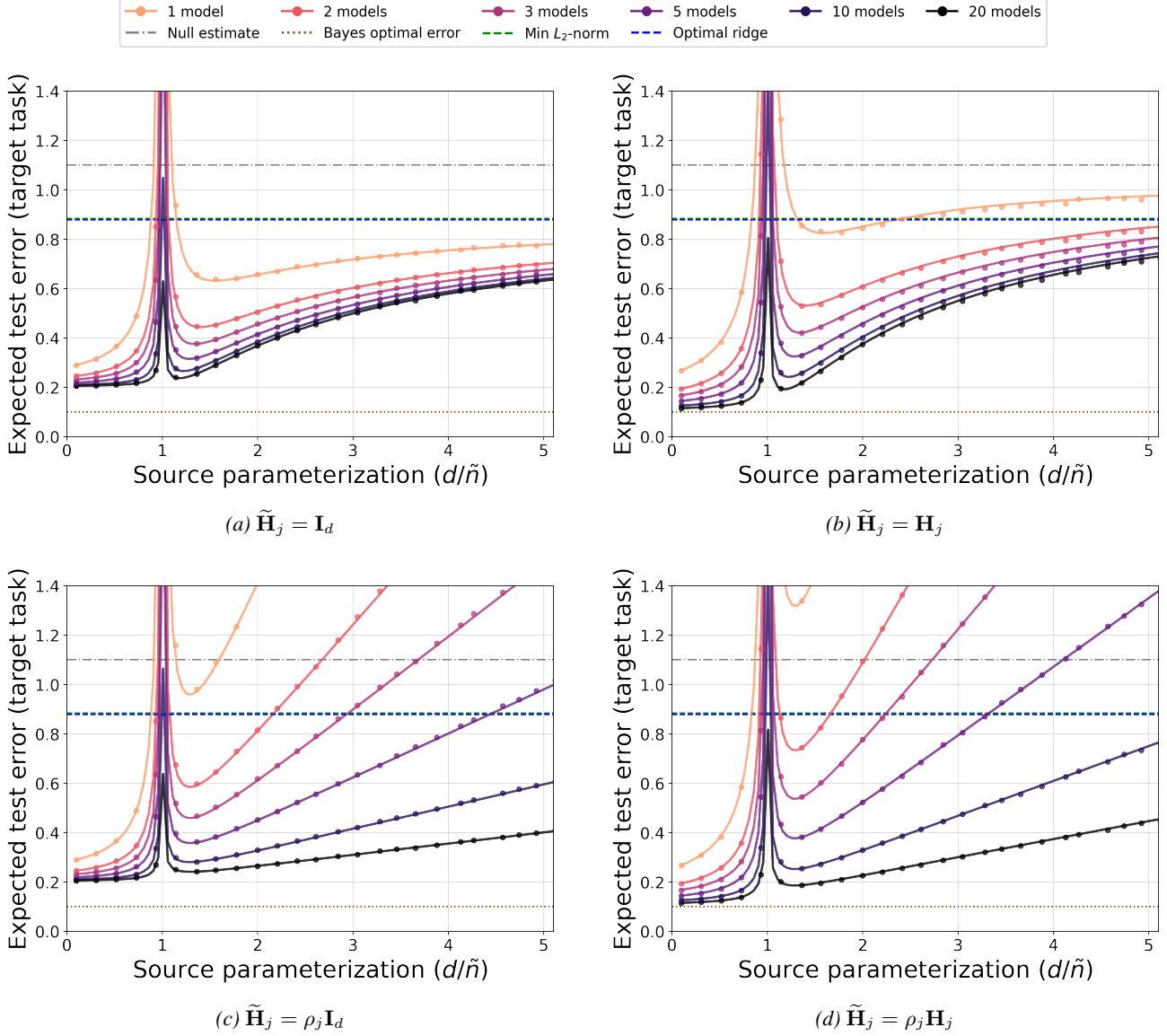


Figure L.2. Comparison between different assumed relation matrices under ill-condition of true relation matrix. In all figures \mathbf{H}_j is a circulant matrix with condition number $\kappa_c = 1000$ and $\sigma_\xi^2 = \sigma_\eta^2 = 0.1$, $\gamma_{\text{tgt}} = 4$. Left Column displays using the identity matrix or the scaled identity matrix for without and with debiasing, respectively, and the right column displays using the true relation matrix or the scaled true relation matrix for without and with debiasing, respectively. First row displays without debiasing and the second is with. The test error difference between L.2a-L.2b and L.2c-L.2d is provided in Fig. M.3.

M. A Bias-Variance Tradeoff Perspective on Overparameterization Debiasing

Now we turn to analyze the bias and variance components of the test error that transfer learning with and without debiasing achieves. Recall that the test error can be formulated as follows (Dar et al., 2021):

$$\mathcal{E}(\hat{\beta}) = \sigma_\epsilon^2 + \text{ErrBias}^2(\hat{\beta}) + \text{ErrVar}(\hat{\beta}) \quad (\text{M.92})$$

where $\mathcal{E}(\hat{\beta})$ is the test error of $\hat{\beta}$ in the target task, as was defined in (5) as \mathcal{E} ;

$$\text{ErrBias}^2(\hat{\beta}) = \mathbb{E}_{\mathbf{x}} \left[\left(\mathbb{E}_{\mathcal{D}_{\text{all}}} [\hat{\beta}]^T \mathbf{x} - \beta^T \mathbf{x} \right)^2 \right] \quad (\text{M.93})$$

is the squared bias error component; and

$$\text{ErrVar}(\hat{\beta}) = \mathbb{E}_{\mathbf{x}} \mathbb{E}_{\mathcal{D}_{\text{all}}} \left[\left(\mathbb{E}_{\mathcal{D}_{\text{all}}} [\hat{\beta}]^T \mathbf{x} - \hat{\beta}^T \mathbf{x} \right)^2 \right] \quad (\text{M.94})$$

is the variance error component. In (M.93)-(M.94), \mathbf{x} is a test input drawn the target data model independently of the training data; \mathcal{D}_{all} is defined as the union of all the training datasets of the target and source tasks. In Appendix N.2, we further develop the formulations of (M.93) and (M.94).

In Fig. 4 we show the empirically-computed decompositions of the test error (in solid lines) to its squared bias component (in dashed lines) and variance component (in dotted lines). These experiments follow Assumption 3.2 and consider the formulations of the test error and its components (M.93)-(M.94) also with expectation over isotropic true target parameters β . These results elucidate how the bias and variance components of the test error are affected by the number of pretrained models, their parameterization levels, whether the proposed debiasing approach is applied or not.

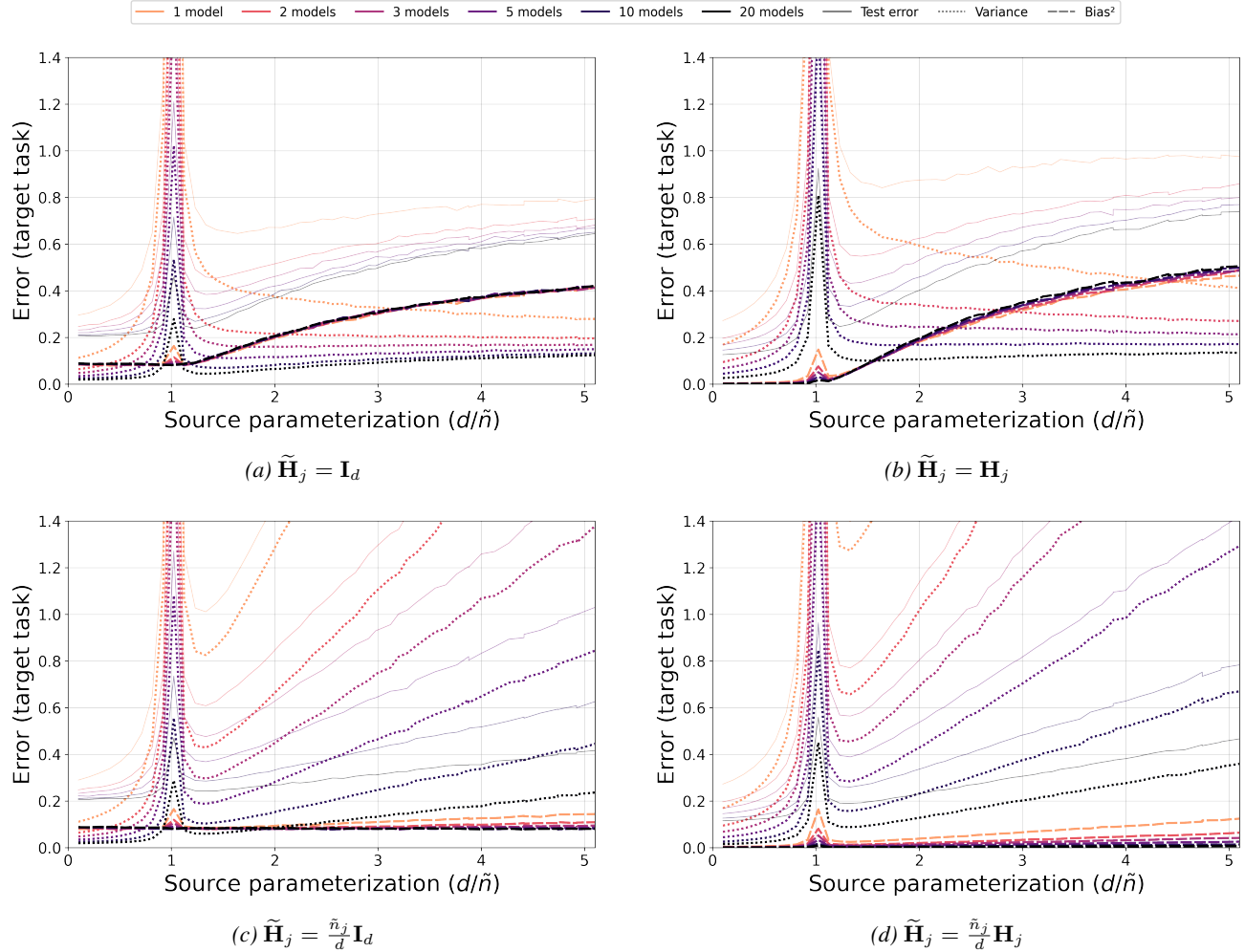


Figure M.1. Bias-variance decomposition of the expected test error of Fig. L.2. The test error difference between L.2a-L.2b and L.2c-L.2d is provided in Fig. M.3.

Now, we will use the bias-variance decomposition for addressing three principal questions that the proposed debiasing approach raises.

Question #1: Can the transfer learning perform well despite replacing the (unknown) task relation operators $\{\mathbf{H}_j\}_{j=1}^m$ with scaled identity matrices? Yes, it can. Dar et al. (2024) showed for transfer learning with a single pretrained model that using $\tilde{\mathbf{H}} = \mathbf{I}_d$ can significantly outperform the usage of the true task relation operator $\tilde{\mathbf{H}} = \mathbf{H}$. They showed that this can

happen when the target task is overparameterized (i.e., $\mathbf{X}^T \mathbf{X}$ is rank deficient) and the true \mathbf{H} has small singular values that cause numerical instability in the matrix inversion $\left(\mathbf{X}^T \mathbf{X} + n\alpha_{\text{TL}} \tilde{\mathbf{H}}^T \tilde{\mathbf{H}}\right)^{-1}$ needed for the predictor in (7) with $m = 1$. Clearly, there is a tradeoff between not using the true \mathbf{H} and reducing the numerical instability that it may incur; indeed, Dar et al. (2024) showed that using $\tilde{\mathbf{H}} = \mathbf{I}_d$ may perform worse when the true operator \mathbf{H} is far from \mathbf{I}_d .

The results by Dar et al. (2024) underscored that the true task relation operator may not be necessary for overparameterized transfer learning — this lesson motivates us also in our extension to using multiple pretrained models: Our predictor in (7) includes the matrix inversion $\left(\mathbf{X}^T \mathbf{X} + n\alpha_{\text{TL}} \sum_{j=1}^m \tilde{\mathbf{H}}_j^T \tilde{\mathbf{H}}_j\right)^{-1}$ that can be numerically unstable when $\sum_{j=1}^m \tilde{\mathbf{H}}_j^T \tilde{\mathbf{H}}_j$ has small eigenvalues, which may happen for $\tilde{\mathbf{H}}_j = \mathbf{H}_j$ and resolved by $\tilde{\mathbf{H}}_j = \mathbf{I}_d$.

Accordingly, our results here show that using \mathbf{I}_d instead of the true \mathbf{H} can be beneficial for transfer learning with and without our debiasing approach; this can be observed by comparing Fig. L.2a to Fig. L.2b, comparing Fig. L.2c to Fig. L.2d. Moreover, this can be observed in our bias-variance decomposition graphs Fig. M.1a compared to Fig. M.1b, and Fig. M.1c compared to Fig. M.1d; these graphs are for a case where all the task relation matrices were the same circulant matrix with a high condition number. It is evident that using \mathbf{I}_d instead of the true \mathbf{H} can be highly beneficial when the source tasks are overparameterized.

Importantly, while Dar et al. (2024) considered replacing the true operator only with the (unscaled) identity matrix, here we provide the new idea of overparameterization debiasing – i.e., replacing the true operator with a scaled identity matrix $\tilde{\mathbf{H}}_j = \frac{\tilde{n}_j}{d} \mathbf{I}_d$ that compensates for the overparameterization bias of the pretrained model. This debiasing can reduce the bias (see Fig. M.1c). Nevertheless, the reduced bias is at the expense of increased variance (Fig. M.1), which *sometimes* may be very high and cause overall performance degradation due to the debiasing. This leads to our next question.

Question #2: When is the proposed overparameterization debiasing beneficial compared to $\tilde{\mathbf{H}}_j = \mathbf{I}_d$, $\forall j \in \{1, \dots, m\}$? Debiasing using $\tilde{\mathbf{H}}_j = \frac{\tilde{n}_j}{d} \mathbf{I}_d$ has the debiasing factor $\frac{\tilde{n}_j}{d}$ that compensates for the overparameterization bias of the corresponding pretrained model. However, for pretrained models with high overparameterization levels, $\frac{\tilde{n}_j}{d}$ can be small such that $\tilde{\mathbf{H}}_j = \frac{\tilde{n}_j}{d} \mathbf{I}_d$ can potentially introduce high numerical instability in the matrix inversion $\left(\mathbf{X}^T \mathbf{X} + n\alpha_{\text{TL}} \sum_{j=1}^m \tilde{\mathbf{H}}_j^T \tilde{\mathbf{H}}_j\right)^{-1}$ if $\mathbf{X}^T \mathbf{X}$ is rank deficient (e.g., due to overparameterized target task). For example, if all the pretrained models are overparameterized, then the debiasing requires the inversion $\left(\mathbf{X}^T \mathbf{X} + n\alpha_{\text{TL}} \left(\sum_{j=1}^m \frac{\tilde{n}_j}{d}\right) \mathbf{I}_d\right)^{-1}$, which can be numerically unstable if $\left(\sum_{j=1}^m \frac{\tilde{n}_j}{d}\right)$ is relatively small and $\mathbf{X}^T \mathbf{X}$ has a rank lower than d . Such numerical instability is related to the variance error component, and if it is too high it may render the debiasing unbeneficial. This can be observed in the relatively right side of the pretrained overparameterization axis in Figs. M.1c, M.1d showing that the variance error component can become very high due to debiasing highly overparameterized pretrained models (if the number of pretrained models is insufficient; recall that Theorem 5.8 also shows that debiasing benefits depends on the number of pretrained models and their parameterization level). Note that significantly increasing the value of the hyperparameter α_{TL} increases the bias error component (because, e.g., it overly reduces the effective use of the target data of $\mathbf{X}^T \mathbf{X}$) and therefore it cannot sufficiently compensate for the high error that the numerical instability introduces. This implies that the debiasing approach by itself can be beneficial for overparameterized pretrained models whose overparameterization level is not too high.

This leads us to the following question that intends to unleash the benefits of both the debiasing and multiple pretrained models.

Question #3: Can sufficiently many pretrained models and debiasing mutually unleash each other’s benefits? At this point we understand that the proposed debiasing is beneficial if the pretrained overparameterization is not too high, because for highly overparameterized pretrained models the debiasing may induce a overly high variance. Remarkably, the variance increase can be compensated by using more pretrained models. First, this can be observed analytically in Theorem 5.8 where a sufficiently large m helps to satisfy the condition for beneficial debiasing. Moreover, this can be observed empirically in the bias-variance graphs for the more general settings (Figs. M.1c, M.1d): Although the variance increases due to the strong debiasing for high overparameterization levels, the overall variance curve can be significantly lower if more pretrained models are used – this yields a lower test error when using debiasing compared to without debiasing. Accordingly, it can be observed in the results that the proposed overparameterization debiasing can significantly improve the utility of overparameterized pretrained models if sufficiently many of them are used.

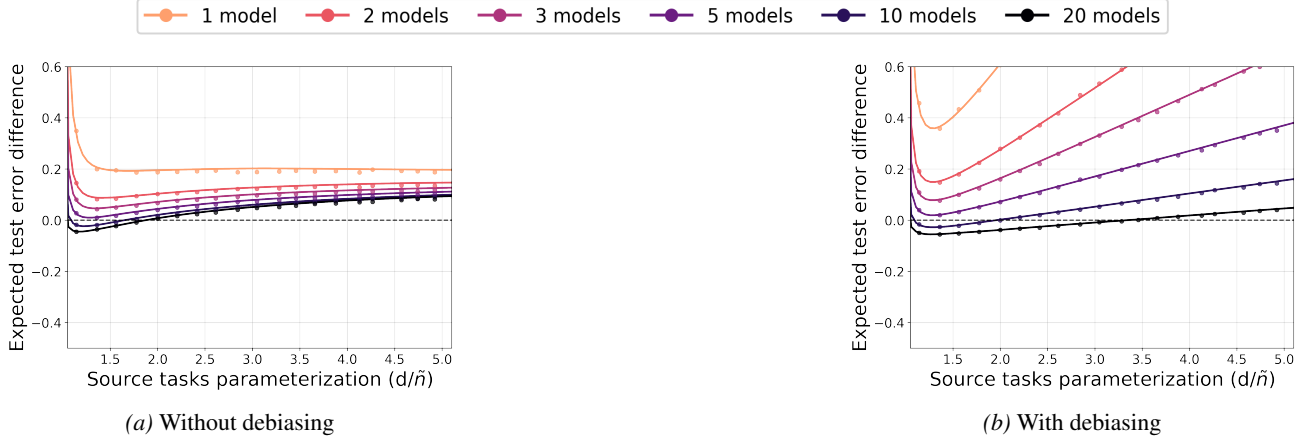


Figure M.3. Expected test error difference between using the true relation matrix \mathbf{H}_j to using the identity matrix \mathbf{I}_d as $\tilde{\mathbf{H}}_j$ in transfer learning without debiasing in M.3a, and using $\rho_j \mathbf{H}_j$ and $\rho_j \mathbf{I}_d$ when debiasing in M.3b corresponding to the figures in L.2. Positive difference implies that using \mathbf{I}_d is better than using the true \mathbf{H} .

N. Bias-Variance Decomposition for Various Task Relations

N.1. Proof of Theorem 5.6

For the solution $\hat{\beta}_{\text{TL}} = (\mathbf{X}^T \mathbf{X} + n\alpha_{\text{TL}} \sum_{j=1}^m \tilde{\mathbf{H}}_j^T \tilde{\mathbf{H}}_j)^{-1} (\mathbf{X}^T \mathbf{y} + n\alpha_{\text{TL}} \sum_{j=1}^m \tilde{\mathbf{H}}_j^T \hat{\theta}_j)$, we will decompose the bias and variance under two different $\tilde{\mathbf{H}}_j$, in the case where \mathbf{H}_j is known

- $\tilde{\mathbf{H}}_j = \mathbf{H}_j$
- $\tilde{\mathbf{H}}_j = \frac{\tilde{n}_j}{d} \mathbf{H}_j$

First, we would look at the expected predictor $\mathbb{E}[\hat{\beta}]$:

$$\begin{aligned}
 \mathbb{E}[\hat{\beta}_{\text{TL}}] &= \mathbb{E}[(\mathbf{X}^T \mathbf{X} + n\alpha_{\text{TL}} \sum_{j=1}^m \tilde{\mathbf{H}}_j^T \tilde{\mathbf{H}}_j)^{-1} (\mathbf{X}^T \mathbf{y} + n\alpha_{\text{TL}} \sum_{j=1}^m \tilde{\mathbf{H}}_j^T \hat{\theta}_j)] \\
 &= \mathbb{E}[(\mathbf{X}^T \mathbf{X} + n\alpha_{\text{TL}} \sum_{j=1}^m \tilde{\mathbf{H}}_j^T \tilde{\mathbf{H}}_j)^{-1} \times \\
 &\quad ((\mathbf{X}^T \mathbf{X} + n\alpha_{\text{TL}} \sum_{j=1}^m \tilde{\mathbf{H}}_j^T \tilde{\mathbf{H}}_j) \beta - n\alpha_{\text{TL}} \sum_{j=1}^m \tilde{\mathbf{H}}_j^T \tilde{\mathbf{H}}_j \beta + \mathbf{X}^T \epsilon + n\alpha_{\text{TL}} \sum_{j=1}^m \tilde{\mathbf{H}}_j^T \hat{\theta}_j)] \\
 &= \mathbb{E}[(\beta + n\alpha_{\text{TL}} (\mathbf{X}^T \mathbf{X} + n\alpha_{\text{TL}} \sum_{j=1}^m \tilde{\mathbf{H}}_j^T \tilde{\mathbf{H}}_j)^{-1} \times \\
 &\quad (\sum_{j=1}^m \tilde{\mathbf{H}}_j^T \hat{\theta}_j - \sum_{j=1}^m \tilde{\mathbf{H}}_j^T \tilde{\mathbf{H}}_j \beta) + (\mathbf{X}^T \mathbf{X} + n\alpha_{\text{TL}} \sum_{j=1}^m \tilde{\mathbf{H}}_j^T \tilde{\mathbf{H}}_j)^{-1} (\mathbf{X}^T \epsilon)] \\
 &= \beta + n\alpha_{\text{TL}} \mathbb{E}[(\mathbf{X}^T \mathbf{X} + n\alpha_{\text{TL}} \sum_{j=1}^m \tilde{\mathbf{H}}_j^T \tilde{\mathbf{H}}_j)^{-1} (\sum_{j=1}^m \tilde{\mathbf{H}}_j^T (\hat{\theta}_j - \tilde{\mathbf{H}}_j \beta))]
 \end{aligned}$$

Then, the bias of the transfer learning predictor $\hat{\beta}_{\text{TL}}$ is

$$\text{Bias}(\hat{\beta}_{\text{TL}}) = \mathbb{E}[\hat{\beta}_{\text{TL}}] - \beta \quad (\text{N.95})$$

$$= n\alpha_{\text{TL}} \mathbb{E} \left[\left(\mathbf{X}^T \mathbf{X} + n\alpha_{\text{TL}} \sum_{j=1}^m \tilde{\mathbf{H}}_j^T \tilde{\mathbf{H}}_j \right)^{-1} \left(\sum_{j=1}^m \tilde{\mathbf{H}}_j^T (\hat{\theta}_j - \tilde{\mathbf{H}}_j \beta) \right) \right] \quad (\text{N.96})$$

$$= n\alpha_{\text{TL}} \mathbb{E} \left[\left(\mathbf{X}^T \mathbf{X} + n\alpha_{\text{TL}} \sum_{j=1}^m \tilde{\mathbf{H}}_j^T \tilde{\mathbf{H}}_j \right)^{-1} \right] \mathbb{E} \left[\left(\sum_{j=1}^m \tilde{\mathbf{H}}_j^T (\hat{\theta}_j - \tilde{\mathbf{H}}_j \beta) \right) \right] \quad (\text{N.97})$$

$$= n\alpha_{\text{TL}} \mathbb{E} \left[\left(\mathbf{X}^T \mathbf{X} + n\alpha_{\text{TL}} \sum_{j=1}^m \tilde{\mathbf{H}}_j^T \tilde{\mathbf{H}}_j \right)^{-1} \right] \left(\sum_{j=1}^m \tilde{\mathbf{H}}_j^T (\mathbb{E}[\hat{\theta}_j] - \tilde{\mathbf{H}}_j \beta) \right) \quad (\text{N.98})$$

Importantly, if $\mathbb{E}[\hat{\theta}_j] - \tilde{\mathbf{H}}_j \beta = \mathbf{0}$ for all j , then $\text{Bias}(\hat{\beta}) = \mathbf{0}$ and the transfer learning predictor is unbiased.

From the expectation of a pretrained model given β in (H.61), we get that

$$\mathbb{E}[\hat{\theta}_j] - \tilde{\mathbf{H}}_j \beta = \begin{cases} (\mathbf{H}_j - \tilde{\mathbf{H}}_j) \beta & \text{for } d \leq \tilde{n}_j, \\ \left(\frac{\tilde{n}}{d} \mathbf{H}_j - \tilde{\mathbf{H}}_j \right) \beta & \text{for } d > \tilde{n}_j. \end{cases} \quad (\text{N.99})$$

Therefore, the predictor is unbiased if

- for any underparameterized pretrained model we use $\tilde{\mathbf{H}}_j = \mathbf{H}_j$,
- for any overparameterized pretrained model we use $\tilde{\mathbf{H}}_j = \frac{\tilde{n}}{d} \mathbf{H}_j$,

This proves Theorem 5.6 and motivates the overparameterization debiasing that we propose in this paper.

N.2. Additional Formulations of the Bias-Variance Decomposition

The squared bias error term can be formulated (Dar et al., 2021) as

$$\text{ErrBias}^2(\hat{\beta}) = \mathbb{E}_{\mathbf{x}} \left[\left(\mathbb{E}[\hat{\beta}]^T \mathbf{x} - \beta^T \mathbf{x} \right)^2 \right] \quad (\text{N.100})$$

where \mathbf{x} is a test input drawn the target data model independently of the training data. This can be further developed as follows:

$$\text{ErrBias}^2(\hat{\beta}) = \left(\mathbb{E}[\hat{\beta}] - \beta \right)^T \Sigma_{\mathbf{x}} \left(\mathbb{E}[\hat{\beta}] - \beta \right) \quad (\text{N.101})$$

$$= \text{Tr} \left\{ \Sigma_{\mathbf{x}} \left(\mathbb{E}[\hat{\beta}] - \beta \right) \left(\mathbb{E}[\hat{\beta}] - \beta \right)^T \right\} \quad (\text{N.102})$$

To formulate in more detail the role of the number m of pretrained models and the debiasing by a multiplicative factor, consider the simpler setting where $\Sigma_{\mathbf{x}} = \mathbf{I}_d$, $\mathbf{H}_j = \mathbf{I}_d$ and $\tilde{\mathbf{H}}_j = a\mathbf{I}_d$ where a is a constant to be set for learning, for all $j \in \{1, \dots, m\}$. Then, the bias in (N.98) becomes, for overparameterized pretrained models,

$$\text{Bias}(\hat{\beta}) = n\alpha_{\text{TL}} \mathbb{E} \left[\left(\mathbf{X}^T \mathbf{X} + n\alpha_{\text{TL}} m a^2 \mathbf{I}_d \right)^{-1} \right] m a \left(\frac{\tilde{n}}{d} - a \right) \beta \quad (\text{N.103})$$

this expression can be further developed to show that the bias (and the squared bias error term) increases as the number m of

pretrained models is larger. By Assumption 3.2, we get that the squared bias term of the test error, expected w.r.t. β , is

$$\mathbb{E}_{\beta} [\text{ErrBias}^2] (\hat{\beta}) = n^2 \alpha_{\text{TL}}^2 m^2 a^2 \left(\frac{\tilde{n}}{d} - a \right)^2 \frac{b}{d} \quad (\text{N.104})$$

$$\cdot \text{Tr} \left\{ \mathbb{E} \left[(\mathbf{X}^T \mathbf{X} + n \alpha_{\text{TL}} m a^2 \mathbf{I}_d)^{-1} \right] \mathbb{E} \left[(\mathbf{X}^T \mathbf{X} + n \alpha_{\text{TL}} m a^2 \mathbf{I}_d)^{-1} \right]^T \right\} \quad (\text{N.105})$$

$$\begin{aligned} &= n^2 \alpha_{\text{TL}}^2 m^2 a^2 \left(\frac{\tilde{n}}{d} - a \right)^2 \frac{b}{d} \text{Tr} \left\{ \left(\mathbb{E} \left[(\mathbf{X}^T \mathbf{X} + n \alpha_{\text{TL}} m a^2 \mathbf{I}_d)^{-1} \right] \right)^2 \right\} \\ &= n^2 \alpha_{\text{TL}}^2 a^2 \left(\frac{\tilde{n}}{d} - a \right)^2 \frac{b}{d} \text{Tr} \left\{ \left(\mathbb{E} \left[\left(\frac{1}{m} \mathbf{X}^T \mathbf{X} + n \alpha_{\text{TL}} a^2 \mathbf{I}_d \right)^{-1} \right] \right)^2 \right\}. \end{aligned} \quad (\text{N.106})$$

The variance error term can be formulated (Dar et al., 2021) as

$$\text{ErrVar} (\hat{\beta}) = \mathbb{E}_{\mathbf{x}} \mathbb{E}_{\mathcal{D}_{\text{all}}} \left[\left(\mathbb{E}_{\mathcal{D}_{\text{all}}} [\hat{\beta}]^T \mathbf{x} - \hat{\beta}^T \mathbf{x} \right)^2 \right] \quad (\text{N.107})$$

$$= \mathbb{E}_{\mathbf{x}} \mathbb{E}_{\mathcal{D}_{\text{all}}} \left[\left(\left(\mathbb{E}_{\mathcal{D}_{\text{all}}} [\hat{\beta}] - \hat{\beta} \right)^T \mathbf{x} \right)^2 \right] \quad (\text{N.108})$$

$$= \mathbb{E}_{\mathcal{D}_{\text{all}}} \left[\left(\mathbb{E}_{\mathcal{D}_{\text{all}}} [\hat{\beta}] - \hat{\beta} \right)^T \Sigma_{\mathbf{x}} \left(\mathbb{E}_{\mathcal{D}_{\text{all}}} [\hat{\beta}] - \hat{\beta} \right) \right] \quad (\text{N.109})$$

$$= \text{Tr} \left\{ \Sigma_{\mathbf{x}} \mathbb{E}_{\mathcal{D}_{\text{all}}} \left[\left(\mathbb{E}_{\mathcal{D}_{\text{all}}} [\hat{\beta}] - \hat{\beta} \right) \left(\mathbb{E}_{\mathcal{D}_{\text{all}}} [\hat{\beta}] - \hat{\beta} \right)^T \right] \right\} \quad (\text{N.110})$$

$$= \text{Tr} \left\{ \Sigma_{\mathbf{x}} \left(\mathbb{E}_{\mathcal{D}_{\text{all}}} [\hat{\beta} \hat{\beta}^T] - \mathbb{E}_{\mathcal{D}_{\text{all}}} [\hat{\beta}] \mathbb{E}_{\mathcal{D}_{\text{all}}} [\hat{\beta}]^T \right) \right\} \quad (\text{N.111})$$

where, for brevity of expectation notation, \mathcal{D}_{all} is defined as the union of all the training datasets of the target and source tasks.

Then,

$$\mathbb{E}_{\mathcal{D}_{\text{all}}} [\hat{\beta}] - \hat{\beta} = n \alpha_{\text{TL}} \mathbb{E} \left[\left(\mathbf{X}^T \mathbf{X} + n \alpha_{\text{TL}} \sum_{j=1}^m \tilde{\mathbf{H}}_j^T \tilde{\mathbf{H}}_j \right)^{-1} \right] \left(\sum_{j=1}^m \tilde{\mathbf{H}}_j^T (\mathbb{E} [\hat{\theta}_j] - \tilde{\mathbf{H}}_j \beta) \right) \quad (\text{N.112})$$

$$- n \alpha_{\text{TL}} \left(\mathbf{X}^T \mathbf{X} + n \alpha_{\text{TL}} \sum_{j=1}^m \tilde{\mathbf{H}}_j^T \tilde{\mathbf{H}}_j \right)^{-1} \left(\sum_{j=1}^m \tilde{\mathbf{H}}_j^T (\hat{\theta}_j - \tilde{\mathbf{H}}_j \beta) \right) + \beta - \beta \quad (\text{N.113})$$

We again consider the simpler setting where $\mathbf{H}_j = \mathbf{I}_d$ and $\tilde{\mathbf{H}}_j = a \mathbf{I}_d$ where a is a constant to be set for learning, for all $j \in \{1, \dots, m\}$. For this setting,

$$\mathbb{E}_{\mathcal{D}_{\text{all}}} [\hat{\beta}] - \hat{\beta} = n \alpha_{\text{TL}} \mathbb{E} \left[(\mathbf{X}^T \mathbf{X} + n \alpha_{\text{TL}} m \mathbf{I}_d)^{-1} \right] m a (\rho - a) \beta \quad (\text{N.114})$$

$$- n \alpha_{\text{TL}} (\mathbf{X}^T \mathbf{X} + n \alpha_{\text{TL}} m \mathbf{I}_d)^{-1} \left(a \sum_{j=1}^m (\hat{\theta}_j - a \beta) \right). \quad (\text{N.115})$$

Then,

$$\text{ErrVar}(\hat{\beta}) = \text{Tr} \left\{ \Sigma_{\mathbf{x}} \left(\mathbb{E}_{\mathcal{D}_{\text{all}}} [\hat{\beta} \hat{\beta}^T] - \mathbb{E}_{\mathcal{D}_{\text{all}}} [\hat{\beta}] \mathbb{E}_{\mathcal{D}_{\text{all}}} [\hat{\beta}]^T \right) \right\} \quad (\text{N.116})$$

$$= \text{Tr} \left\{ \Sigma_{\mathbf{x}} \mathbb{E}_{\mathcal{D}_{\text{all}}} [\hat{\beta} \hat{\beta}^T] \right\} - \text{Tr} \left\{ \Sigma_{\mathbf{x}} \mathbb{E}_{\mathcal{D}_{\text{all}}} [\hat{\beta}] \mathbb{E}_{\mathcal{D}_{\text{all}}} [\hat{\beta}]^T \right\} \quad (\text{N.117})$$

$$= a^2 n^2 \alpha_{\text{TL}}^2 \text{Tr} \left\{ \Sigma_{\mathbf{x}} \mathbb{E} \left[(\mathbf{X}^T \mathbf{X} + n \alpha_{\text{TL}} m \mathbf{I}_d)^{-2} \right] \mathbb{E} \left[\left(\sum_{j=1}^m (\hat{\theta}_j - a \beta) \right) \left(\sum_{j=1}^m (\hat{\theta}_j - a \beta) \right)^T \right] \right\} \quad (\text{N.118})$$

$$- n^2 \alpha_{\text{TL}}^2 m^2 a^2 (\rho - a)^2 \text{Tr} \left\{ \Sigma_{\mathbf{x}} \mathbb{E} \left[(\mathbf{X}^T \mathbf{X} + n \alpha_{\text{TL}} m \mathbf{I}_d)^{-1} \right] \beta \beta^T \mathbb{E} \left[(\mathbf{X}^T \mathbf{X} + n \alpha_{\text{TL}} m \mathbf{I}_d)^{-1} \right] \right\} \quad (\text{N.119})$$

Note that if $a = \rho_j$ then $\mathbb{E} \left[(\hat{\theta}_j - \rho_j \beta) (\hat{\theta}_j - \rho_j \beta)^T \right] = \mathbf{C}_{\hat{\theta}_j | \beta}$ from [H](#), which is independent in the number of models m , and because the independence of $\hat{\theta}_j$ and $\hat{\theta}_l$ for any $j \neq l$, $\mathbb{E} \left[(\hat{\theta}_j - \rho_j \beta) (\hat{\theta}_j - \rho_j \beta)^T \right] = \mathbb{E} [\hat{\theta}_j - \rho_j \beta] \mathbb{E} [(\hat{\theta}_j - \rho_j \beta)^T] = 0$. Then for $a = \rho_j$,

$$\text{ErrVar}(\hat{\beta}) = \rho^2 n^2 \alpha_{\text{TL}}^2 \text{Tr} \left\{ \Sigma_{\mathbf{x}} \mathbb{E} \left[(\mathbf{X}^T \mathbf{X} + n \alpha_{\text{TL}} m \mathbf{I}_d)^{-2} \right] m \mathbf{C}_{\hat{\theta}_j | \beta} \right\} \quad (\text{N.120})$$

For the solution $\hat{\beta}_{\text{TL}} = (\mathbf{X}^T \mathbf{X} + n \alpha_{\text{TL}} \sum_{j=1}^m \tilde{\mathbf{H}}_j^T \tilde{\mathbf{H}}_j)^{-1} (\mathbf{X}^T \mathbf{y} + n \alpha_{\text{TL}} \sum_{j=1}^m \tilde{\mathbf{H}}_j^T \hat{\theta}_j)$,

Using $\mathbf{y} = \mathbf{X} \beta + \epsilon$

$$\hat{\beta}_{\text{TL}} = \beta + (\mathbf{X}^T \mathbf{X} + n \alpha_{\text{TL}} \sum_{j=1}^m \tilde{\mathbf{H}}_j^T \tilde{\mathbf{H}}_j)^{-1} (\mathbf{X}^T \epsilon + n \alpha_{\text{TL}} \sum_{j=1}^m \tilde{\mathbf{H}}_j^T (\hat{\theta}_j - \tilde{\mathbf{H}}_j \beta)) \quad (\text{N.121})$$

And then,

$$\mathbb{E} [\hat{\beta}_{\text{TL}}] = \beta + n \alpha_{\text{TL}} \mathbb{E} [(\mathbf{X}^T \mathbf{X} + n \alpha_{\text{TL}} \sum_{j=1}^m \tilde{\mathbf{H}}_j^T \tilde{\mathbf{H}}_j)^{-1} (\sum_{j=1}^m \tilde{\mathbf{H}}_j^T (\hat{\theta}_j - \tilde{\mathbf{H}}_j \beta))]$$

to conclude,

$$\mathbb{E}_{\mathcal{D}_{\text{all}}} [\hat{\beta}] - \hat{\beta} = n \alpha_{\text{TL}} \mathbb{E} \left[\left(\mathbf{X}^T \mathbf{X} + n \alpha_{\text{TL}} \sum_{j=1}^m \tilde{\mathbf{H}}_j^T \tilde{\mathbf{H}}_j \right)^{-1} \left(\sum_{j=1}^m \tilde{\mathbf{H}}_j^T (\mathbb{E} [\hat{\theta}_j] - \tilde{\mathbf{H}}_j \beta) \right) \right] \quad (\text{N.122})$$

$$- n \alpha_{\text{TL}} \left(\mathbf{X}^T \mathbf{X} + n \alpha_{\text{TL}} \sum_{j=1}^m \tilde{\mathbf{H}}_j^T \tilde{\mathbf{H}}_j \right)^{-1} \left(\sum_{j=1}^m \tilde{\mathbf{H}}_j^T (\hat{\theta}_j - \tilde{\mathbf{H}}_j \beta) \right) + \beta - \beta \quad (\text{N.123})$$

$$- \left(\mathbf{X}^T \mathbf{X} + n \alpha_{\text{TL}} \sum_{j=1}^m \tilde{\mathbf{H}}_j^T \tilde{\mathbf{H}}_j \right)^{-1} \mathbf{X}^T \epsilon \quad (\text{N.124})$$

Consider the simpler setting where $\Sigma_{\mathbf{x}} = \mathbf{I}_d$, $\mathbf{H}_j = \mathbf{I}_d$ and $\tilde{\mathbf{H}}_j = \rho_j \mathbf{I}_d$, we get,

$$\mathbb{E}_{\mathcal{D}_{\text{all}}} [\hat{\beta}] - \hat{\beta} = -n \alpha_{\text{TL}} (\mathbf{X}^T \mathbf{X} + m n \rho^2 \alpha_{\text{TL}} \mathbf{I}_d)^{-1} \left(\sum_{j=1}^m \rho (\hat{\theta}_j - \rho \beta) \right) \quad (\text{N.125})$$

$$- (\mathbf{X}^T \mathbf{X} + m n \rho^2 \alpha_{\text{TL}} \mathbf{I}_d)^{-1} \mathbf{X}^T \epsilon \quad (\text{N.126})$$

Substituting all the above with the fact that $\mathbb{E}[\hat{\theta}_j] - \rho_j \beta = 0$ and $\hat{\theta}_j, \hat{\theta}_l$ are independent,

$$\text{ErrVar}(\hat{\beta}) = \text{Tr} \left\{ \mathbb{E}_{\mathcal{D}_{\text{all}}} \left[\left(\mathbb{E}_{\mathcal{D}_{\text{all}}}[\hat{\beta}] - \beta \right) \left(\mathbb{E}_{\mathcal{D}_{\text{all}}}[\hat{\beta}] - \beta \right)^T \right] \right\} \quad (\text{N.127})$$

$$= \text{Tr} \left\{ \mathbb{E} \left[\rho^2 n^2 \alpha_{\text{TL}}^2 (\mathbf{X}^T \mathbf{X} + mn \rho^2 \alpha_{\text{TL}} \mathbf{I}_d)^{-2} \left(\sum_{j=1}^m (\hat{\theta}_j - \rho \beta) \right) \left(\sum_{j=1}^m (\hat{\theta}_j - \rho \beta) \right)^T \right] \right\} \quad (\text{N.128})$$

$$+ \sigma_\epsilon^2 \text{Tr} \left\{ \mathbb{E} \left[(\mathbf{X}^T \mathbf{X} + mn \rho^2 \alpha_{\text{TL}} \mathbf{I}_d)^{-2} \mathbf{X}^T \mathbf{X} \right] \right\} \quad (\text{N.129})$$

$$= \rho^2 n^2 \alpha_{\text{TL}}^2 \text{Tr} \left\{ \mathbb{E} \left[(\mathbf{X}^T \mathbf{X} + mn \rho^2 \alpha_{\text{TL}} \mathbf{I}_d)^{-2} \right] m C_{\hat{\theta}_j | \beta} \right\} \quad (\text{N.130})$$

$$+ \sigma_\epsilon^2 \text{Tr} \left\{ \mathbb{E} \left[(\mathbf{X}^T \mathbf{X} + mn \rho^2 \alpha_{\text{TL}} \mathbf{I}_d)^{-2} \mathbf{X}^T \mathbf{X} \right] \right\} \quad (\text{N.131})$$

Giving that $C_{\hat{\theta}_j | \beta}$ symmetric positive semidefinite,

$$\text{ErrVar}(\hat{\beta}) \leq \rho^2 n^2 \alpha_{\text{TL}}^2 m \mathbb{E} \left[\sum_{i=1}^d \frac{\lambda_{\max}(C_{\hat{\theta}_j | \beta})}{(\lambda_i + mn \rho^2 \alpha_{\text{TL}})^2} \right] + \sigma_\epsilon^2 \mathbb{E} \left[\sum_{i=1}^d \frac{\lambda_i}{(\lambda_i + mn \rho^2 \alpha_{\text{TL}})^2} \right] \quad (\text{N.132})$$

Using that α_{TL} is independent in m L.84, we can get,

$$\lim_{m \rightarrow \infty} \text{ErrVar}(\hat{\beta}) = 0 \quad (\text{N.133})$$

O. Proofs for Transfer Learning with Debiasing

O.1. Proof of Theorem L.1

Consider a setting where all the m pretrained models are overparameterized and, therefore, our debiasing set for them $\tilde{\mathbf{H}}_j = \frac{\tilde{n}_j}{d}$ for all j . In this theorem we also have $\mathbf{H}_j = \mathbf{I}_d$ for all j and isotropic target input $\Sigma_{\mathbf{x}} = \mathbf{I}_d$. Then, our predictor (7) becomes

$$\hat{\beta} = \left(\mathbf{X}^T \mathbf{X} + n \alpha_{de} \sum_{j=1}^m \frac{\tilde{n}_j^2}{d^2} \mathbf{I}_d \right)^{-1} \left(\mathbf{X}^T y + n \alpha_{de} \sum_{j=1}^m \frac{\tilde{n}_j}{d} \hat{\theta}_j \right). \quad (\text{O.134})$$

The corresponding expected test error is

$$\mathbb{E} \left[\left\| \hat{\beta} - \beta \right\|^2 \right] = \mathbb{E} \left[\left\| (\mathbf{X}^T \mathbf{X} + n \alpha_{de} \sum_{j=1}^m \frac{\tilde{n}_j^2}{d^2} \mathbf{I}_d)^{-1} (\mathbf{X}^T \epsilon + n \alpha_{de} \sum_{j=1}^m \frac{\tilde{n}_j}{d} (\hat{\theta}_j - \frac{\tilde{n}_j}{d} \beta)) \right\|^2 \right] \quad (\text{O.135})$$

$$= \mathbb{E} \left[\text{Tr} \left\{ (\mathbf{X}^T \mathbf{X} + n \alpha_{de} \sum_{j=1}^m \frac{\tilde{n}_j^2}{d^2} \mathbf{I}_d)^{-2} (\mathbf{X}^T \epsilon + n \alpha_{de} \sum_{j=1}^m \frac{\tilde{n}_j}{d} (\hat{\theta}_j - \frac{\tilde{n}_j}{d} \beta)) \times \right. \right. \quad (\text{O.136})$$

$$\left. (\mathbf{X}^T \epsilon + n \alpha_{de} \sum_{j=1}^m \frac{\tilde{n}_j}{d} (\hat{\theta}_j - \frac{\tilde{n}_j}{d} \beta))^T \right\} \right] \quad (\text{O.137})$$

$$= \mathbb{E} \left[\text{Tr} \left\{ (\mathbf{X}^T \mathbf{X} + n \alpha_{de} \sum_{j=1}^m \frac{\tilde{n}_j^2}{d^2} \mathbf{I}_d)^{-2} \sigma_\epsilon^2 \mathbf{X}^T \mathbf{X} \right\} \right] \quad (\text{O.138})$$

$$+ \mathbb{E} \left[\text{Tr} \left\{ (\mathbf{X}^T \mathbf{X} + n \alpha_{de} \sum_{j=1}^m \frac{\tilde{n}_j^2}{d^2} \mathbf{I}_d)^{-2} \frac{n^2 \alpha_{de}^2}{d^2} \sum_{j=1}^m \sum_{l=1}^m \tilde{n}_j \tilde{n}_l (\hat{\theta}_j - \frac{\tilde{n}_j}{d} \beta) (\hat{\theta}_l - \frac{\tilde{n}_l}{d} \beta)^T \right\} \right] \quad (\text{O.139})$$

From Appendix H, we know that $\mathbb{E}[\hat{\theta}_j | \beta] = \frac{\tilde{n}_j}{d} \mathbf{H}_j \beta$, so under our assumption of $\mathbf{H}_j = \mathbf{I}_d$ we get

$$\mathbb{E} \left[\left(\hat{\theta}_j - \frac{\tilde{n}_j}{d} \beta \right) \left(\hat{\theta}_l - \frac{\tilde{n}_l}{d} \beta \right)^T \right] = \mathbf{0} \text{ for any } j \neq l.$$

So we get:

$$\mathbb{E}\left[\left\|\hat{\beta} - \beta\right\|_{\Sigma_X}^2\right] = \mathbb{E}\left[\text{Tr}\left\{\left(\mathbf{X}^T \mathbf{X} + n\alpha_{de} \sum_{j=1}^m \frac{\tilde{n}_j^2}{d^2} \mathbf{I}_d\right)^{-2} \sigma_\epsilon^2 \mathbf{X}^T \mathbf{X}\right\}\right] \quad (\text{O.140})$$

$$+ \mathbb{E}\left[\text{Tr}\left\{\left(\mathbf{X}^T \mathbf{X} + n\alpha_{de} \sum_{j=1}^m \frac{\tilde{n}_j^2}{d^2} \mathbf{I}_d\right)^{-2} \frac{n^2 \alpha_{de}^2}{d^2} \sum_{j=1}^m \sum_{l=1}^m \tilde{n}_j \tilde{n}_l \left(\hat{\theta}_j - \frac{\tilde{n}_j}{d} \beta\right) \left(\hat{\theta}_l - \frac{\tilde{n}_l}{d} \beta\right)^T\right\}\right] = \quad (\text{O.141})$$

$$\mathbb{E}\left[\text{Tr}\left\{\left(\mathbf{X}^T \mathbf{X} + n\alpha_{de} \sum_{j=1}^m \frac{\tilde{n}_j^2}{d^2} \mathbf{I}_d\right)^{-2} \sigma_\epsilon^2 \mathbf{X}^T \mathbf{X}\right\}\right] \quad (\text{O.142})$$

$$+ \mathbb{E}\left[\text{Tr}\left\{\left(\mathbf{X}^T \mathbf{X} + n\alpha_{de} \sum_{j=1}^m \frac{\tilde{n}_j^2}{d^2} \mathbf{I}_d\right)^{-2} n^2 \alpha_{de}^2 \sum_{j=1}^m \frac{\tilde{n}_j^2}{d^2} C_{de,j}\right\}\right] = \quad (\text{O.143})$$

$$\sigma_\epsilon^2 + \mathbb{E}\left\{\sum_{k=1}^d \frac{\sigma_\epsilon^2 \lambda_k + n^2 \alpha_{de}^2 \sum_{j=1}^m \frac{\tilde{n}_j^2}{d^2} C_{de,j}}{(\lambda_k + n\alpha_{de} \sum_{j=1}^m \frac{\tilde{n}_j^2}{d^2})^2}\right\} \quad (\text{O.144})$$

Where $C_{de,j} \mathbf{I}_d = \mathbb{E}\left[\left(\hat{\theta}_j - \frac{\tilde{n}_j}{d} \beta\right) \left(\hat{\theta}_j - \frac{\tilde{n}_j}{d} \beta\right)^T\right]$ when:

$$\mathbb{E}\left[\left(\hat{\theta}_j - \frac{\tilde{n}_j}{d} \beta\right) \left(\hat{\theta}_j - \frac{\tilde{n}_j}{d} \beta\right)^T\right] = \mathbb{E}[\hat{\theta}_j \hat{\theta}_j^T] - \frac{\tilde{n}_j}{d} \mathbb{E}[\hat{\theta}_j \beta^T] - \frac{\tilde{n}_j}{d} \mathbb{E}[\beta \hat{\theta}_j^T] + \frac{\tilde{n}_j^2}{d^2} \mathbb{E}[\beta \beta^T] \quad (\text{O.145})$$

Calculating each component:

$$\mathbb{E}[\hat{\theta}_j \hat{\theta}_j^T] = \mathbb{E}[(\mathbf{Z}^+ \mathbf{Z} \theta_j + \mathbf{Z}^+ \xi)(\mathbf{Z}^+ \mathbf{Z} \theta_j + \mathbf{Z}^+ \xi)^T] = \frac{\tilde{n}_j}{d} \left(\frac{b + \sigma_\eta^2}{d} + \frac{\sigma_\xi^2}{d - \tilde{n}_j - 1}\right) \mathbf{I}_d$$

$$\mathbb{E}[\hat{\theta}_j \beta^T] = \mathbb{E}[\beta \hat{\theta}_j^T] = \frac{\tilde{n}_j}{d} \frac{b}{d} \mathbf{I}_d$$

And,

$$\mathbb{E}[\beta \beta^T] = \frac{b}{d} \mathbf{I}_d \quad (\text{O.146})$$

So we conclude:

$$C_{de,j} = \frac{\tilde{n}_j}{d} \left(\frac{b + \sigma_{\eta_j}^2}{d} + \frac{\sigma_{\xi_j}^2}{d - \tilde{n}_j - 1}\right) - \frac{\tilde{n}_j^2}{d^2} \frac{b}{d} = \left(\frac{\tilde{n}_j}{d} - \frac{\tilde{n}_j^2}{d^2}\right) \frac{b}{d} + \frac{\tilde{n}_j}{d} \left(\frac{\sigma_{\eta_j}^2}{d} + \frac{\sigma_{\xi_j}^2}{d - \tilde{n}_j - 1}\right) \quad (\text{O.147})$$

Now to find the optimal α_{de} we will take derivative:

$$\begin{aligned} \frac{\partial \bar{\mathcal{E}}}{\partial \alpha_{de}} &= \\ \mathbb{E}\left\{\sum_{k=1}^d \frac{2n^2 \alpha_{de} \sum_{j=1}^m \frac{\tilde{n}_j^2}{d^2} C_{de,j} (\lambda_k + n\alpha_{de} \sum_{j=1}^m \frac{\tilde{n}_j^2}{d^2})^2 - 2n \sum_{j=1}^m \frac{\tilde{n}_j^2}{d^2} (\lambda_k + n\alpha_{de} \sum_{j=1}^m \frac{\tilde{n}_j^2}{d^2}) (\sigma_\epsilon^2 \lambda_k + n^2 \alpha_{de}^2 \sum_{j=1}^m \frac{\tilde{n}_j^2}{d^2} C_{de,j})}{(\lambda_k + n\alpha_{de} \sum_{j=1}^m \frac{\tilde{n}_j^2}{d^2})^4}\right\} &= \\ \mathbb{E}\left\{\sum_{k=1}^d \frac{2n^2 \alpha_{de} \sum_{j=1}^m \frac{\tilde{n}_j^2}{d^2} C_{de,j} (\lambda_k + n\alpha_{de} \sum_{j=1}^m \frac{\tilde{n}_j^2}{d^2}) - 2n \sum_{j=1}^m \frac{\tilde{n}_j^2}{d^2} (\sigma_\epsilon^2 \lambda_k + n^2 \alpha_{de}^2 \sum_{j=1}^m \frac{\tilde{n}_j^2}{d^2} C_{de,j})}{(\lambda_k + n\alpha_{de} \sum_{j=1}^m \frac{\tilde{n}_j^2}{d^2})^3}\right\} \end{aligned}$$

By equating the derivative of the expression to zero, we will get:

$$(2n^2\alpha_{de} \sum_{j=1}^m \frac{\tilde{n}_j^2}{d^2} C_{de,j} - 2n \sum_{j=1}^m \frac{\tilde{n}_j^2}{d^2} \sigma_\epsilon^2) \mathbb{E} \left\{ \sum_{k=1}^d \frac{\lambda_k}{(\lambda_k + n\alpha_{de} \sum_{j=1}^m \frac{\tilde{n}_j^2}{d^2})^3} \right\} = 0 \quad (\text{O.148})$$

Concluding that the optimal alpha in the debiased case is:

$$\alpha_{de}^{opt} = \frac{\sigma_\epsilon^2 \sum_{j=1}^m \frac{\tilde{n}_j^2}{d^2}}{n \sum_{j=1}^m \frac{\tilde{n}_j^2}{d^2} C_{de,j}} \quad (\text{O.149})$$

Setting the optimal α in O.140 will give us:

$$\begin{aligned} \bar{\mathcal{E}} &= \sigma_\epsilon^2 \left(1 + \mathbb{E} \left\{ \sum_{k=1}^d \frac{\lambda_k + n\alpha_{de}^{opt} \sum_{j=1}^m \frac{\tilde{n}_j^2}{d^2}}{(\lambda_k + n\alpha_{de}^{opt} \sum_{j=1}^m \frac{\tilde{n}_j^2}{d^2})^2} \right\} \right) = \\ &= \sigma_\epsilon^2 \left(1 + \mathbb{E} \left\{ \sum_{k=1}^d \frac{1}{\lambda_k + n\alpha_{de}^{opt} \sum_{j=1}^m \frac{\tilde{n}_j^2}{d^2}} \right\} \right) = \\ &= \sigma_\epsilon^2 \left(1 + \mathbb{E} \left[\text{Tr} \left\{ (\mathbf{X}^T \mathbf{X} + n\alpha_{de}^{opt} \sum_{j=1}^m \frac{\tilde{n}_j^2}{d^2} \mathbf{I}_d)^{-1} \right\} \right] \right) \end{aligned}$$

O.2. Proof of Theorem 5.7

The optimal hyperparameter $\alpha_{TLdeb,\infty}^{opt}$ in (L.91) is a constant independent of m . Also, recall that our debiasing is for overparameterized pretrained models and therefore $\gamma_{src} > 1$; we assume that γ_{tgt} and γ_{src} are fixed here. Hence, $\lim_{m \rightarrow \infty} \frac{m\alpha_{TLdeb,\infty}^{opt}}{\gamma_{src}^2} \rightarrow \infty$. By Lemma 5.5, this implies that as the number m of pretrained models increases, the transfer learning error in (L.90) approaches to the Bayes optimal error σ_ϵ^2 :

$$\lim_{m \rightarrow \infty} \bar{\mathcal{E}}_{TL} = \lim_{m \rightarrow \infty} \sigma_\epsilon^2 \left(1 + \gamma_{tgt} \cdot g \left(-\frac{m\alpha_{TLdeb,\infty}^{opt}}{\gamma_{src}^2}; \gamma_{tgt} \right) \right) = \sigma_\epsilon^2 \quad (\text{O.150})$$

This proves the consistency in (21) and Theorem 5.7.

O.3. Proof of Theorem 5.8

By comparing (L.89) and (D.19), we get that debiasing is beneficial when

$$\alpha_{TL}^{opt} m < \alpha_{TLdeb}^{opt} m \frac{\tilde{n}^2}{d^2} \quad (\text{O.151})$$

where by Corollary 5.1

$$\alpha_{TL}^{opt} = \frac{\sigma_\epsilon^2}{nC + \frac{bn}{d}(m-1)(1-\rho)^2} \quad (\text{O.152})$$

and $C \triangleq \left(1 - \frac{\tilde{n}}{d}\right) \frac{b}{d} + \frac{\tilde{n}}{d} \left(\frac{\sigma_\eta^2}{d} + \frac{\sigma_\xi^2}{d - \tilde{n} - 1} \right)$.

We know from Corollary L.2 that

$$\alpha_{TLdeb}^{opt} = \frac{\sigma_\epsilon^2}{nC_{deb}} \quad (\text{O.153})$$

where

$$C_{deb} \triangleq \frac{\tilde{n}}{d} \left(\left(1 - \frac{\tilde{n}}{d}\right) \frac{b}{d} + \frac{\sigma_\eta^2}{d} + \frac{\sigma_\xi^2}{d - \tilde{n} - 1} \right). \quad (\text{O.154})$$

Setting the above in (O.151) and using the definition of ρ from (12) for overparameterized pretrained models, we get

$$\alpha_{\text{TL}}^{\text{opt}} < \alpha_{\text{TLdeb}}^{\text{opt}} \rho^2 \quad (\text{O.155})$$

$$\frac{\sigma_\epsilon^2}{nC + \frac{bn}{d}(m-1)(1-\rho)^2} < \frac{\sigma_\epsilon^2}{nC_{\text{deb}}} \rho^2 \quad (\text{O.156})$$

$$dC_{\text{deb}} < (dC + b(m-1)(1-\rho)^2) \rho^2 \quad (\text{O.157})$$

$$(\rho - \rho^2)b + \rho \left(\sigma_\eta^2 + \frac{d\sigma_\xi^2}{d - \tilde{n} - 1} \right) < \left((1-\rho)b + \rho \left(\sigma_\eta^2 + \frac{d\sigma_\xi^2}{d - \tilde{n} - 1} \right) + b(m-1)(1-\rho)^2 \right) \rho^2 \quad (\text{O.158})$$

We will assign $t = \sigma_\eta^2 + \frac{d\sigma_\xi^2}{d - \tilde{n} - 1}$ to get

$$(\rho - \rho^2)b + \rho t < ((1-\rho)b + \rho t + b(m-1)(1-\rho)^2) \rho^2 \quad (\text{O.159})$$

$$t \frac{1+\rho}{1-\rho} < ((m-1)\rho - 1)b \quad (\text{O.160})$$

$$t \frac{1+\rho}{(1-\rho)\rho} < \left(m - 1 - \frac{d}{\tilde{n}} \right) b \quad (\text{O.161})$$

$$\left(\sigma_\eta^2 + \frac{d\sigma_\xi^2}{d - \tilde{n} - 1} \right) \left(\frac{d}{\tilde{n}} + \frac{2d}{d - \tilde{n}} \right) < \left(m - 1 - \frac{d}{\tilde{n}} \right) b \quad (\text{O.162})$$

P. Anisotropic case

P.1. Debiasing-Factor Tuning Algorithm

In Algorithm 2 we describe our validation-based debiasing that can address transfer learning using pretrained models whose source statistics are anisotropic and unknown. The validation based choice does not necessarily need to know the source dataset sizes \tilde{n}_j , but in case that the source dataset sizes are known they can be used for a more efficient definition of the hyperparameter grid \mathcal{R} for $\tilde{\rho}$.

Algorithm 2 Transfer learning with a validation-tuned **debiasing** factor for unknown anisotropic sources

1: **Inputs:** Target task train data \mathbf{X}, \mathbf{y} ; target validation dataset in matrix-vector form $\mathbf{X}_{\text{val}}, \mathbf{y}_{\text{val}}$; m pretrained models $\{\hat{\theta}_j\}_{j=1}^m$; hyperparameter grids \mathcal{A} for α and \mathcal{R} for $\tilde{\rho}$.

2: **for** each $\alpha \in \mathcal{A}$ and $\tilde{\rho} \in \mathcal{R}$ **do**

3: Set $\tilde{\mathbf{H}}_j = \tilde{\rho} \mathbf{I}_d$ for all pretrained models

4: Solve:

$$\hat{\beta}_{\alpha, \tilde{\rho}} = \arg \min_{\mathbf{b} \in \mathbb{R}^d} \|\mathbf{y} - \mathbf{X}\mathbf{b}\|_2^2 + n\alpha \sum_{j=1}^m \|\tilde{\mathbf{H}}_j \mathbf{b} - \hat{\theta}_j\|_2^2$$

5: Calculate validation error: $E_{\text{val}} = \|\mathbf{y}_{\text{val}} - \mathbf{X}_{\text{val}} \hat{\beta}_{\alpha, \tilde{\rho}}\|_2^2$

6: **end for**

7: **Return** $\hat{\beta}_{\text{TL}}$ corresponding to the pair $(\alpha, \tilde{\rho})$ that minimized E_{val} .

P.2. Tikhonov Equivalence

$$J_\lambda(b) \triangleq \|y - Xb\|_2^2 + n\alpha \sum_{j=1}^m \|\tilde{H}_j b - \hat{\theta}_j\|_2^2 + \lambda \sum_{j=1}^m \|\tilde{H}_j b\|_2^2.$$

Expand and drop all terms independent of b (write \equiv for equality up to an additive constant):

$$J_\lambda(b) \equiv \|y - Xb\|_2^2 + \sum_{j=1}^m \left((n\alpha + \lambda) b^\top \tilde{H}_j^\top \tilde{H}_j b - 2n\alpha \hat{\theta}_j^\top \tilde{H}_j b \right).$$

Now consider the objective *without* Tikhonov, but with a scaled matrix $\tilde{H}_j^* = \nu \tilde{H}_j$ and a (possibly different) weight α^* :

$$J_0^*(b) \triangleq \|y - Xb\|_2^2 + n\alpha^* \sum_{j=1}^m \|\tilde{H}_j^* b - \hat{\theta}_j\|_2^2.$$

Expanding and dropping constants:

$$J_0^*(b) \equiv \|y - Xb\|_2^2 + \sum_{j=1}^m \left(n\alpha^* \nu^2 b^\top \tilde{H}_j^\top \tilde{H}_j b - 2n\alpha^* \nu \hat{\theta}_j^\top \tilde{H}_j b \right).$$

Choose ν and α^* such that the coefficients match:

$$n\alpha^* \nu^2 = n\alpha + \lambda, \quad n\alpha^* \nu = n\alpha.$$

From the second equation, $\alpha^* = \alpha/\nu$. Substituting into the first gives

$$n\alpha \nu = n\alpha + \lambda \implies \nu = 1 + \frac{\lambda}{n\alpha}, \quad \alpha^* = \frac{\alpha}{\nu} = \frac{n\alpha^2}{n\alpha + \lambda}.$$

With this choice,

$$J_0^*(b) \equiv J_\lambda(b),$$

hence

$$\arg \min_b J_0^*(b) = \arg \min_b J_\lambda(b),$$

i.e., the optimization with Tikhonov using \tilde{H}_j is equivalent (same minimizers) to the optimization without Tikhonov using $\tilde{H}_j^* = \nu \tilde{H}_j$ and $\alpha^* = \frac{n\alpha^2}{n\alpha + \lambda}$.

P.3. Learned Predictor Shrinkage

Let

$$\mathbb{E}[\hat{\theta}] = \mathbb{E}[\mathbf{Z}^+ \mathbf{v}] = \mathbb{E}[\mathbf{Z}^+ \mathbf{Z} \theta] + \mathbb{E}[\mathbf{Z}^+ \boldsymbol{\xi}] = \mathbb{E}[\mathbf{Z}^+ \mathbf{Z}] \theta$$

Our main question is how $\mathbb{E}[\mathbf{Z}^+ \mathbf{Z}]$ behaves under general covariance Σ .

To analyze $\mathbb{E}[\mathbf{Z}^+ \mathbf{Z}]$, we write the Moore–Penrose projector as

$$\mathbf{Z}^+ \mathbf{Z} = \mathbf{Z}^\top (\mathbf{Z} \mathbf{Z}^\top)^{-1} \mathbf{Z}.$$

Introducing ridge regularization, we write the Moore–Penrose projector as

$$\mathbf{Z}^+ \mathbf{Z} = \lim_{\lambda \rightarrow 0} \mathbf{Z}^\top (\mathbf{Z} \mathbf{Z}^\top + \lambda \mathbf{I}_n)^{-1} \mathbf{Z}.$$

Using the Woodbury-identity

$$\mathbf{Z}^\top (\mathbf{Z} \mathbf{Z}^\top + \lambda \mathbf{I}_n)^{-1} \mathbf{Z} = (\mathbf{Z}^\top \mathbf{Z}) (\mathbf{Z}^\top \mathbf{Z} + \lambda \mathbf{I}_d)^{-1},$$

which follows directly from the singular value decomposition of \mathbf{Z} , we obtain

$$\mathbf{Z}^+ \mathbf{Z} = \lim_{\lambda \rightarrow 0} (\mathbf{Z}^\top \mathbf{Z}) (\mathbf{Z}^\top \mathbf{Z} + \lambda \mathbf{I}_d)^{-1}.$$

Defining the sample covariance matrix

$$\mathbf{S} := \frac{1}{n} \mathbf{Z}^\top \mathbf{Z},$$

this can be rewritten as

$$\mathbf{Z}^+ \mathbf{Z} = \lim_{\lambda \rightarrow 0} \mathbf{S}(\mathbf{S} + \frac{\lambda}{n} \mathbf{I}_d)^{-1}.$$

Renaming $\lambda/n \mapsto \lambda$ (since $\lambda \rightarrow 0$),

we can write

$$\mathbf{Z}^+ \mathbf{Z} = \lim_{\lambda \rightarrow 0} \mathbf{S}(\mathbf{S} + \lambda \mathbf{I}_d)^{-1}.$$

We can rewrite

$$\mathbf{S}(\mathbf{S} + \lambda \mathbf{I}_d)^{-1} = \mathbf{I}_d - \lambda(\mathbf{S} + \lambda \mathbf{I}_d)^{-1}$$

Consider the Elliptical design, where $\mathbf{z}_i = \Sigma^{1/2} \mathbf{t}_i$ with $\Sigma \succ 0$ deterministic and $\mathbf{t}_i \in \mathbb{R}^d$ having independent entries with $\mathbb{E} \mathbf{t}_i = 0$, $\text{Cov}(\mathbf{t}_i) = \mathbf{I}_d$ and bounded moments. Using the deterministic equivalent results of [Sheng & Dobriban \(2020\)](#), we have

$$(\mathbf{S} + \lambda \mathbf{I}_d)^{-1} \approx \frac{1}{\lambda} (q(\lambda) \Sigma + \mathbf{I}_d)^{-1},$$

where $q(\lambda) > 0$ is the unique solution to the fixed-point equation

$$1 - \lambda q(\lambda) = \frac{q(\lambda)}{n} \text{Tr} \left\{ \Sigma (q(\lambda) \Sigma + \mathbf{I}_d)^{-1} \right\}.$$

In the proportional asymptotic regime $d, n \rightarrow \infty$ with $\gamma = d/n > 1$, letting H denote the limiting eigenvalue distribution of Σ , this becomes

$$1 - \lambda q(\lambda) = \gamma q(\lambda) \int \frac{t}{1 + q(\lambda)t} dH(t) = \gamma \left[1 - \int \frac{1}{1 + q(\lambda)t} dH(t) \right],$$

Taking the limit $q_0 := \lim_{\lambda \rightarrow 0} q(\lambda) \in (0, \infty)$, with $\gamma > 1$ gives us by [Hastie et al. \(2022, Eq. \(10\)\)](#)

$$\int \frac{1}{1 + q_0 t} dH(t) = 1 - \frac{1}{\gamma}.$$

Therefore,

$$\lambda(\mathbf{S} + \lambda \mathbf{I}_d)^{-1} \approx (q(\lambda) \Sigma + \mathbf{I}_d)^{-1} \xrightarrow{\lambda \rightarrow 0} (q_0 \Sigma + \mathbf{I}_d)^{-1},$$

and hence, using $\mathbf{S}(\mathbf{S} + \lambda \mathbf{I}_d)^{-1} = \mathbf{I}_d - \lambda(\mathbf{S} + \lambda \mathbf{I}_d)^{-1}$,

$$\mathbf{S}(\mathbf{S} + \lambda \mathbf{I}_d)^{-1} \xrightarrow{\lambda \rightarrow 0} \mathbf{I}_d - (q_0 \Sigma + \mathbf{I}_d)^{-1} = q_0 \Sigma (q_0 \Sigma + \mathbf{I}_d)^{-1}.$$

Let $\Sigma = \mathbf{U} \mathbf{\Lambda} \mathbf{U}^T$ with $\mathbf{\Lambda} = \text{diag}(\mu_1, \dots, \mu_d)$. Then

$$q_0 \Sigma (q_0 \Sigma + \mathbf{I})^{-1} = \mathbf{U} \left(q_0 \mathbf{\Lambda} (q_0 \mathbf{\Lambda} + \mathbf{I})^{-1} \right) \mathbf{U}^T = \mathbf{U} \text{diag} \left(\frac{q_0 \mu_i}{1 + q_0 \mu_i} \right)_{i=1}^d \mathbf{U}^T.$$

Since $q_0, \mu_i > 0$, we have

$$0 < \frac{q_0 \mu_i}{1 + q_0 \mu_i} < 1,$$

which shows that in the asymptotic overparameterize regime the learned OLS predictor $\hat{\boldsymbol{\theta}}$ is shrunk by a positive factor strictly smaller than 1 in every eigen-direction of \mathbf{U} .

Q. Additional Experiments

In this section we provide additional experimental results.

Q.1. Additional Experiments for the General Case

These results are in addition to Figure 1 from the main paper.

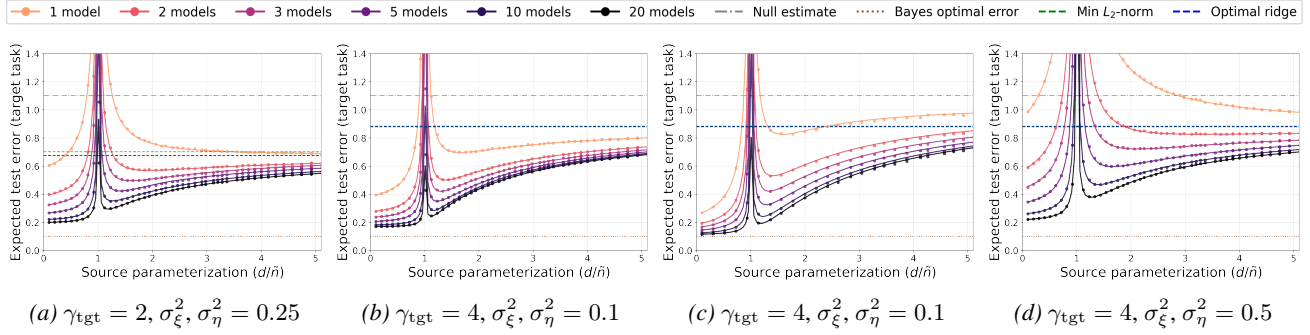


Figure Q.1. Test error in the general case of Theorem 4.4. The results are shown for: (a) \mathbf{H}_j corresponds to energy preserving subspace of dimension $\frac{3d}{4}$ with $\tilde{\mathbf{H}}_j = \mathbf{I}_d$; (b) \mathbf{H}_j corresponds to subspace of dimension $\frac{3d}{4}$ with $\tilde{\mathbf{H}}_j = \mathbf{I}_d$; (c) \mathbf{H}_j is circulant with $\kappa_c = 1,000$ in the well-specified case, i.e. $\mathbf{H}_j = \tilde{\mathbf{H}}_j$; and (d) \mathbf{H}_j corresponds to energy preserving subspace of dimension $\frac{d}{2}$ with $\tilde{\mathbf{H}}_j = \mathbf{I}_d$.

Q.2. Additional Experiments for the Simple Case

These results are in addition to Figure 2 from the main paper.

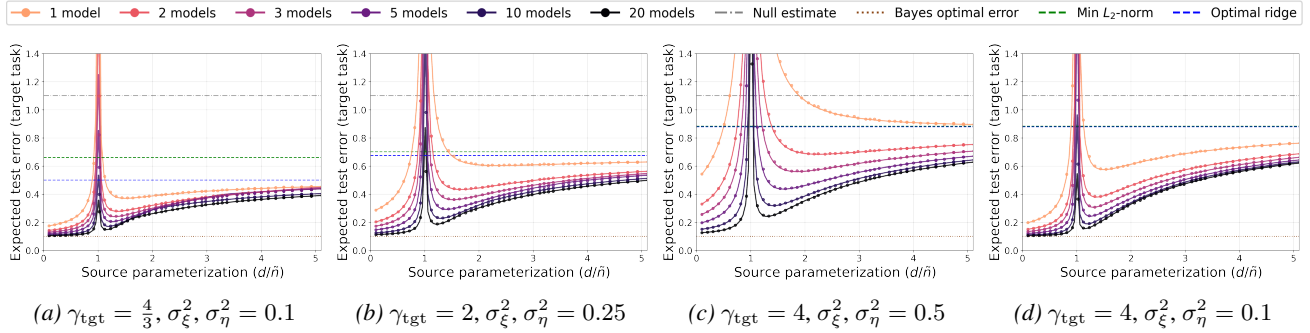


Figure Q.2. Test error in the simple case of Theorem 5.2. In all figures $\mathbf{H}_j = \tilde{\mathbf{H}}_j = \mathbf{I}_d$

Q.3. Additional Experiments for Debiasing

These results are in addition to Figure 3 from the main paper.

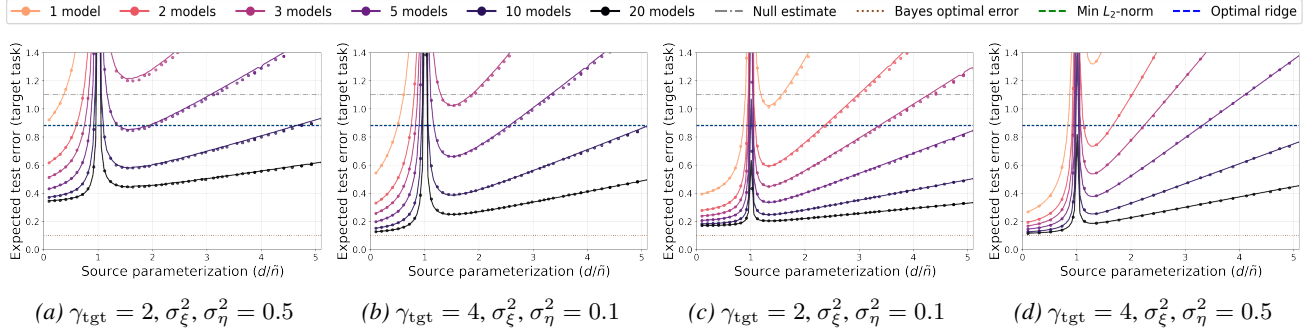


Figure Q.3. Test error under debiasing. In Q.4a and Q.4b the relation matrices \mathbf{H}_j are projection matrices to a random subspace of dimension $\frac{3}{4}$ of the true data dimension, in Q.4c and Q.4d the relation matrices are energy-preserving subspace projection of dimension $\frac{1}{2}$ (for further explanation see Appendix E.1.2, E.1.2). The assumed relations are $\tilde{\mathbf{H}}_j = \mathbf{I}_d$ with $\Sigma_{\mathbf{x}} = \mathbf{I}_d$ except Q.4c where the $\Sigma_{\mathbf{x}}$ is exponential decay covariance matrix (see Appendix E.2.1). The solid lines are the numerical calculation of Theorem 4.4 and the circle markers are the corresponding empirical evaluations.

Q.4. Additional Evaluations of Test Error Difference between With and Without Debiasing

These results are in addition to Figure 5 from the main paper.

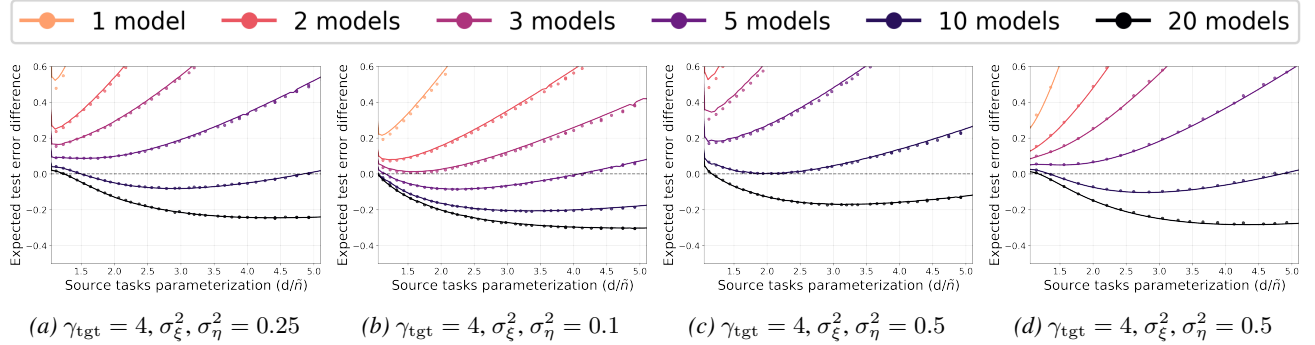


Figure Q.4. Difference in target test error between transfer learning with and without debiasing, the task relation mentioned is for with out debiasing: (a) $\mathbf{H}_j = \tilde{\mathbf{H}}_j = \mathbf{I}_d$ and ; (b) \mathbf{H}_j corresponds to subspace of dimension $\frac{d}{2}$ with $\tilde{\mathbf{H}}_j = \mathbf{I}_d$; (c) \mathbf{H}_j corresponds to energy preserving subspace of dimension $\frac{d}{2}$ with $\tilde{\mathbf{H}}_j = \mathbf{I}_d$; and (d) \mathbf{H}_j is circulant with $\kappa_c = 1,000$ in the well-specified case, i.e. $\mathbf{H}_j = \tilde{\mathbf{H}}_j$.

Q.5. Additional Experiments for the Anisotropic Debiasing via Validation

These results are in addition to Figure 6 from the main paper.

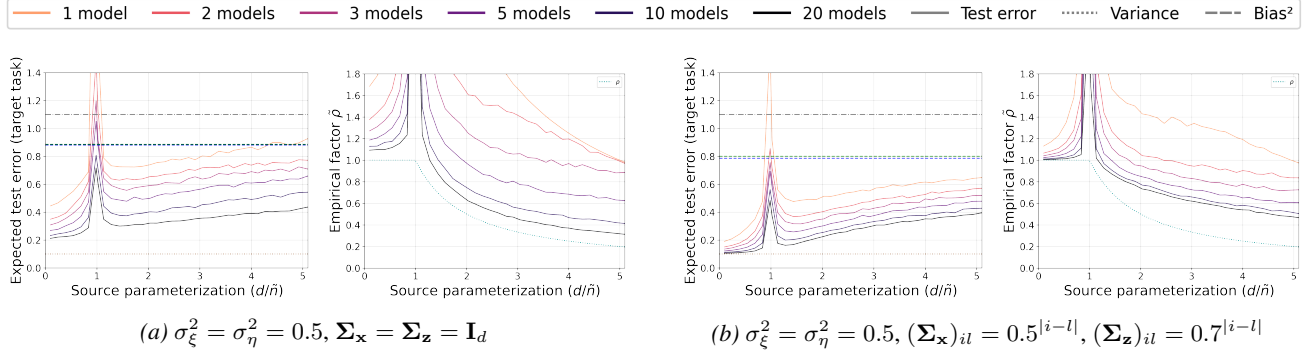


Figure Q.5. Empirical tuning of the shrinkage factor. Each pair of figures shows the expected test error (left) and the empirically selected factor $\tilde{\rho}$ (right) as a function of the source parametrization γ_{src} . The cyan dotted line represents the isotropic baseline $\rho = 1/\gamma_{\text{src}}$. In Figure Q.5a, \mathbf{H}_j corresponds to a circulant matrix with $\kappa_c = 1000$; in Figure Q.5b, \mathbf{H}_j is the identity matrix. In both figures, the assumed task relation is $\tilde{\mathbf{H}}_j = \tilde{\rho} \mathbf{I}_d$.