

Reactive Slip Control in Multifingered Grasping: Hybrid Tactile Sensing and Internal-Force Optimization

Théo Ayral^{1,2}, Saïfeddine Aloui¹ and Mathieu Grossard²

Abstract—We present a hybrid learning and model-based approach that adapts internal grasp forces to halt in-hand slip on a multifingered robotic gripper. A multimodal tactile stack combines piezoelectric (PzE) sensing for fast slip cues with piezoresistive (PzR) arrays for contact localization, enabling online construction of the grasp matrix. Upon slip, we update internal forces computed in the null space of the grasp via a quadratic program that preserves the object wrench while enforcing actuation limits. The pipeline yields a theoretical sensing-to-command latency of 35-40 ms, with 5 ms for PzR-based contact/geometry updates and about 4 ms for the quadratic program solve. In controlled trials, slip onset is detected at 20.4±6 ms. We demonstrate closed-loop stabilization on multifingered grasps under external perturbations. Augmenting efficient analytic force control with learned tactile cues yields both robustness and rapid reactions, as confirmed in our end-to-end evaluation. Measured delays are dominated by the experimental data path rather than actual computation. The analysis outlines a clear route to sub-50 ms closed-loop stabilization.

I. INTRODUCTION

Grasping and manipulation are fundamental capabilities for robotic hands and grippers, enabling autonomous systems to physically interact with their environment. A central challenge is detecting and controlling in-hand object slip while maintaining grasp stability under external disturbances such as gravity, inertial loads, or unexpected perturbations. This is particularly relevant for fragile or deformable objects, where excessive contact forces can cause damage [1]. Maintaining the lowest feasible grasp forces also improves dexterity, responsiveness, and manipulation precision. Reactive slip control (RSC) strategies that uniformly increase grasp forces upon slip detection can be effective for simple parallel-jaw grippers. However, when applied to multifingered hands, such uniform force increases can introduce undesired object-level wrenches, perturbing the object pose and complicating slip recovery. Grasp stability depends critically on coordinated force distribution across multiple contacts. More advanced approaches rely on explicit modeling of frictional interfaces and external forces, but information of friction coefficients, object properties, or disturbance magnitudes is often unavailable or unreliable in real-world settings. To address these limitations, this paper proposes a hybrid data-driven and model-based approach for adaptive grasp force control in multifingered robotic grippers.

This research was supported by TraceBot project. TraceBot has received funding from the European Union's H2020-EU.2.1.1. INDUSTRIAL LEADERSHIP programme (grant agreement No 101017089)

¹Université Grenoble Alpes, CEA, Leti, F-38000 Grenoble, France

²Université Paris-Saclay, CEA, List, F-91120, Palaiseau, France
theo.ayral@gmail.com

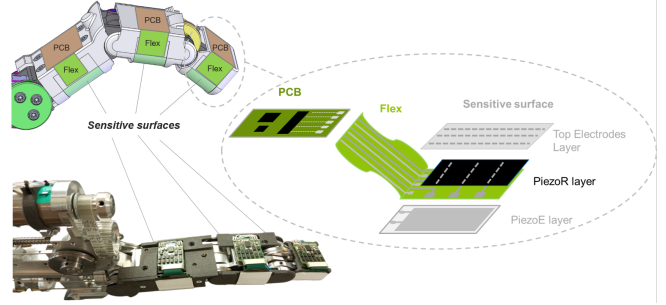


Fig. 1. Modular 3-phalange finger with hybrid tactile pads. Each phalanx pairs spatial localization (PzR) with fast dynamics sensing (PzE) for the RSC pipeline.

Our approach closes the loop between tactile slip perception and analytic force redistribution: when slip is detected, we adjust internal forces, preserving the object-level wrench, using contact information estimated online from tactile sensing. Integrating piezoelectric (PzE) and piezoresistive (PzR) sensors, our method continuously monitors the contact state and dynamically adjusts internal forces to prevent slippage. The system is designed to optimize grasp equilibrium in real time, ensuring robustness to unknown perturbations.

Contributions:

- We develop an adaptive grasp control strategy that abstracts away from manipulation forces (for object motion) and optimizes internal forces (for stability), implicitly enlarging friction margins while preserving the object-level wrench.
- We introduce a hybrid tactile pipeline that fuses fast slip cues (PzE) with contact localization (PzR) to update the grasp model online, and we gate execution with simple feasibility checks that determine when internal-force control is applicable.
- We validate the approach on multi-finger precision grasps under external perturbations, with a focused analysis of performance and limitations.

Section II reviews existing approaches to reactive slip control, grasp-force optimization, and tactile slip sensing, and positions our hybrid strategy. Section III presents the grasp modeling framework together with the reactive slip control pipeline, integrating learned slip detection with internal-force optimization. Section IV details the experimental setup and evaluation protocols. Section V reports experimental validation across multiple grasp configurations, demonstrating stabilization under external perturbations. Section VI discusses applicability and limitations.

II. RELATED WORK

A. Reactive Slip Control

Reactive Slip Control (RSC) refers to the process of increasing grasp forces to counteract external disturbances when slippage is detected [2], [3]. This approach to grasp stability relies on tactile feedback in real-time for slip detection. Typically, the increase in force is chosen arbitrarily, with the same force applied by each finger. This method can be used with various types of grippers [1], and the number of fingers is irrelevant as long as the gripper is symmetrical. In such cases, the forces applied by all fingers usually balance out. However, this simple approach is limited to basic grippers. For dexterous grasps involving articulated multi-fingered grippers or robotic hands, a more tailored force distribution across contact points is required. If finger forces are not coordinated, the resulting net wrench can cause uncontrolled motion of the object, compromising the goal of grasp stabilization [4]. For multi-fingered grippers, reactive slip control has also been implemented at the finger level, each finger acting autonomously when detecting object slippage [1], [2]. The work of [5] investigates a probabilistic model for the estimation of grasp stability and increase grasp stiffness if the grasp is estimated to be unstable. If this is not enough, regrasping is performed. In [6], the authors tackle slippage control by explicitly utilizing a friction model. This approach requires direct measurement or estimation of contact forces and torsional moments, which can be particularly challenging, especially for multi-fingered grippers and contact-rich manipulation scenarios. Another approach consists in optimizing the manipulation trajectory to find motions that reduce the risk of slippage [7], [8]. In [9], the study investigates how fingers can be reoriented to better align contact normals and stabilize the grasp. This is achieved through a servoing process in the tactile domain, with a target force direction.

B. Grasp force optimization

To address this gap, we leverage grasp analysis and grasp-force optimization to redistribute forces coherently across contacts. Grasp force optimization has been widely studied to determine suitable combinations of contact forces that enable a manipulation task while satisfying frictional constraints for grasp stability [10]. Traditional methods are typically performed offline as a planning step and require accurate knowledge of environmental parameters, such as friction coefficients and external loads acting on the object. In contrast, our method achieves robustness to unknown perturbations by leveraging tactile feedback and performing online optimization of grasp forces, without explicitly relying on friction estimates.

Our approach is framed within the kinetostatic paradigm, where object dynamics are neglected and forces are analyzed under quasi-static equilibrium assumptions. Manipulation forces are assumed to result from higher-level planning and are not modeled explicitly in our method. Instead, they are abstracted away, and the goal of grasp stabilization is

to ensure that these forces remain feasible, by maintaining stable contact. While our approach is agnostic to the specific manipulation being performed, these forces are effectively treated as external perturbations, much like gravity or external impacts, that may trigger slip. By decoupling manipulation forces (which drive object motion) from internal forces (which maintain contact), we restrict the optimization to the internal force space, enforcing stability without interfering with the global task.

C. Low Level Slip detection for control

Reactive slip control requires slip perception to be integrated within low-level loops to meet latency demands. Other approaches aim to predict slippage before it occurs by monitoring the frictional interface, analytically via friction physics with force/moment measurements and parameter identification [6], or with optical tactile sensors that estimate an adherence state at the contact [11]. In contrast, we base detection on the dynamics of slippage and friction, using data-driven models to capture complex contact behavior directly from tactile signals. To support slip detection and contact localization, we employ multimodal tactile sensing, combining high temporal bandwidth with spatial pressure information, inspired by biological touch [12].

III. METHOD

A. Preliminaries: Grasp formalism

We adopt a standard grasp modeling framework with point contacts and Coulomb friction.

A multi fingered grasp is fully specified by hand jacobian \mathbf{J} , grasp matrix \mathbf{G} and friction coefficient μ [13]. The forces exerted by the robot must counterbalance the external forces acting on the object while remaining within the limits defined by the friction cones at the contact points. As such, grasp stability is determined by a relationship between the grasp matrix and the friction cone. We present these concepts in the current section, and refer the reader to [14] for more information.

Let $\mathbf{f}_c \in \mathbb{R}^{3n}$ be the stacked vector of contact forces at n contacts, and let $\mathbf{w}_{\text{obj}} \in \mathbb{R}^6$ be the net object wrench (force and torque). The *grasp matrix* $\mathbf{G} \in \mathbb{R}^{6 \times 3n}$ maps local contact forces to the object wrench,

$$\mathbf{w}_{\text{obj}} = \mathbf{G} \mathbf{f}_c, \quad (1)$$

while the *hand Jacobian* $\mathbf{J}(\mathbf{q}) \in \mathbb{R}^{3n \times m}$ relates actuator torques $\boldsymbol{\tau} \in \mathbb{R}^m$, for a gripper with m degrees of freedom (DoF), to the contact forces through the principle of virtual work:

$$\boldsymbol{\tau} = \mathbf{J}(\mathbf{q})^\top \mathbf{f}_c. \quad (2)$$

a) *Friction cones:* At each contact i , with normal/tangential components $(f_{n,i}, \mathbf{f}_{t,i})$, static friction imposes the Coulomb cone

$$\|\mathbf{f}_{t,i}\| \leq \mu_i f_{n,i}, \quad f_{n,i} \geq 0. \quad (3)$$

Physically, this inequality states that the maximum tangential force sustainable without slip is proportional to the normal

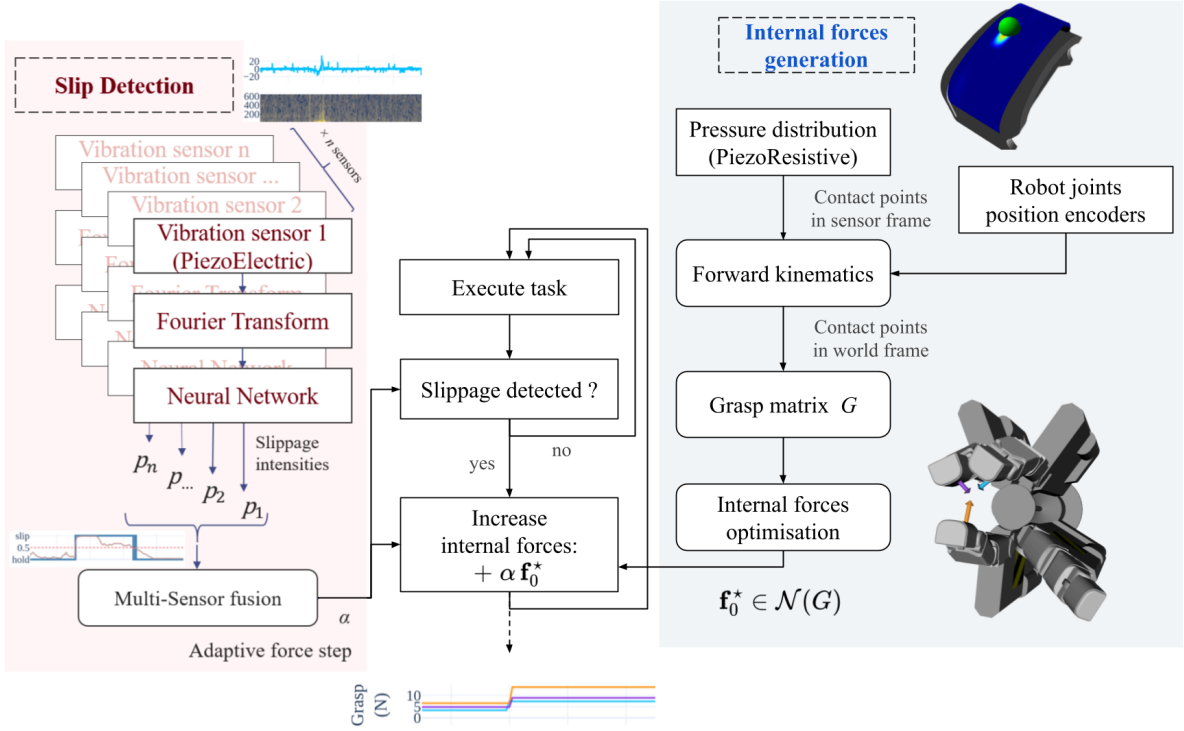


Fig. 2. Overview of the Reactive Slip Control (RSC) pipeline, which integrates both sensing modalities of the PzE and PzR hybrid sensors. Piezoelectric sensors capture friction vibrations to detect slippage through spectral features and machine learning. Piezoresistive arrays provide data on pressure distribution and contact areas across the fingerpads. Using robot kinematics, this information helps construct the grasp matrix and identify a basis for internal forces within its null space. When slippage is detected, the grasp effort is adjusted by applying carefully selected force ratios to maintain object equilibrium.

load. If the required tangential component exceeds $\mu_i f_{n,i}$, the contact must slide. Let \mathcal{FC} denote the Cartesian product of all per-contact cones, feasible contact forces satisfy $\mathbf{f}_c \in \mathcal{FC}$. While the Coulomb model grounds our formulation, we remove the burden of estimating friction coefficients: upon slip, we adjust internal forces to raise $f_{n,i}$ and restore $\|\mathbf{f}_{t,i}\| < \mu_i f_{n,i}$ without explicit μ modeling.

b) Quasi-static equilibrium and slip: Under quasi-static conditions we seek force balance

$$\mathbf{G} \mathbf{f}_c = -\mathbf{w}_{\text{ext}}, \quad \mathbf{f}_c \in \mathcal{FC}, \quad (4)$$

with \mathbf{w}_{ext} the (generally unknown) external wrench (e.g., gravity, perturbations). Slip onset corresponds to a contact reaching the cone boundary.

c) Manipulation forces and internal forces: The grasping force exerted by the robotic gripper on an object can be separated into two components. We decompose contact forces as

$$\mathbf{f}_c = \mathbf{f}_m + \mathbf{f}_0, \quad (5)$$

where \mathbf{f}_m is the manipulation component that realizes the commanded object wrench (often $\mathbf{w}_{\text{obj}} = \mathbf{0}$ in our stabilization setting), and \mathbf{f}_0 lies in the internal-force subspace,

$$\mathbf{G} \mathbf{f}_0 = \mathbf{0} \iff \mathbf{f}_0 \in \mathcal{N}(\mathbf{G}). \quad (6)$$

Operating on \mathbf{f}_0 preserves the object-level wrench while allowing us to enlarge friction margins.

B. Overview of the control pipeline

Our reactive slip control (RSC) framework closes the loop between learned tactile slip perception and model-based grasp optimization to adaptively reinforce grasps in real time. Unlike approaches that rely on precomputed friction models or offline planning, the controller reacts directly to tactile feedback and modulates *internal* grasp forces so as not to disturb the object-level wrench, making it suitable for uncertain contact conditions and unknown external perturbations. Figure 2 provides an overview of the framework. The slip detector and the PzR-based contact estimator come from our prior work, here we use them as modular inputs to the grasp optimizer.

- **Slip detection.** We integrate a slip-perception module and treat it as a black box in this study. High-bandwidth PzE streams are converted into short-window FFT features, fused with proprioceptive joint-torque estimates, then classified by a lightweight history-aware recurrent network that outputs a slip/no-slip cue with confidence [15].
- **Contact estimation and model update.** In parallel, spatially resolved piezoresistive (PzR) arrays estimate contact locations and surface normals. Combined with joint configuration \mathbf{q} and forward kinematics, these yield online updates of the grasp matrix \mathbf{G} and hand Jacobian $\mathbf{J}(\mathbf{q})$, from which we extract a basis of the internal-force subspace $\mathcal{N}(\mathbf{G})$.

- **Grasp correction.** Upon slip, the controller computes an internal-force update that increases normal components while preserving $\mathbf{G}\mathbf{f}_0 = \mathbf{0}$ and respecting actuator limits via \mathbf{J}^\top . The corrective increase of internal force is $\Delta\mathbf{f}_0 = \alpha\mathbf{f}_0^*$, where the *force profile* $\mathbf{f}_0^* \in \mathcal{N}(\mathbf{G})$ is a normalized, dimensionless direction that specifies how the increment is distributed across contacts (and along their local directions), while the adaptive *force intensity* α sets the overall magnitude. In our experiments, considering implementation delays in the feedback loop, we directly set α to a hand-tuned high value that is known to stop slippage.

This creates an iterative process leading to an optimal grasp force given an unknown perturbation. The optimization shapes internal forces to be targeted, efficient, and physically safe, without requiring explicit friction identification.

Design rationale. We arrest slip by enlarging normal components so tangential demands fall inside friction cones. We neither estimate μ nor impose cone constraints explicitly in the quadratic program, instead relying on non-negativity and torque bounds while penalizing tangential effort. Feasibility is maintained by non-negativity of normal forces and actuator-torque bounds, while the cost discourages tangential effort. Solving within the internal-force subspace ($\mathbf{f}_0^* = \mathbf{V}\boldsymbol{\lambda}$) keeps computation small and aligned with the hand's actuation authority. Increasing normal force through internal-force modulation is intuitive and accessible: opposing contacts in a stable grasp push toward the object, and most grippers generate closing motions under joint actuation, so normal reinforcement directly expands frictional margins by design. We adopt a quasi-static stabilization stance and treat object motion as negligible, this simplifies the control problem for reactive deployment. While full joint optimization of forces and trajectories could in principle further reduce slip risk by exploiting dynamics and contact reconfiguration, such approaches would require accurate dynamic models, friction parameters, and foresight of disturbances, and they are typically too slow for low-latency reaction.

Scope. We operate in a stabilization regime where an upstream pose/impedance controller supplies the (possibly unknown) object-level wrench. The RSC adjusts only internal forces to keep contact reactions feasible. Internal updates do not create object wrench. If upstream manipulation is insufficient against a disturbance, the object trajectory may transiently deviate until the upstream loop compensates, while RSC ensures contacts remain within friction limits. The formulation extends to $\mathbf{w}_{\text{obj}} \neq \mathbf{0}$, but available internal-force margin shrinks as manipulation load grows, making feasibility checks likelier to fail under aggressive tasks.

C. Internal-force optimization

To inject relevant internal forces, we optimize for an internal-force profile \mathbf{f}_0^* that (i) increases normal components, (ii) discourages tangential effort, and (iii) balances load sharing across contacts, while preserving the object wrench and respecting actuation limits.

Let N_c be the number of contacts. At contact i , $f_{n,i}^*$ denotes the normal component and $f_{t,i}^* = \|\mathbf{f}_{t,i}^*\|$ the tangential magnitude, and $\bar{f}_n^* = \frac{1}{N_c} \sum_{i=1}^{N_c} f_{n,i}^*$ the average normal load. **Formulation.** We formulate the convex quadratic program:

$$\max_{\mathbf{f}_0^*} \sum_{i=1}^{N_c} f_{n,i}^* - \sum_{i=1}^{N_c} (f_{t,i}^*)^2 - \frac{1}{N_c} \sum_{i=1}^{N_c} (f_{n,i}^* - \bar{f}_n^*)^2 \quad (7)$$

$$\text{s.t. } \mathbf{G}\mathbf{f}_0^* = \mathbf{0}, \quad (7a)$$

$$\boldsymbol{\tau}_{\min} \leq \mathbf{J}^\top \mathbf{f}_0^* \leq \boldsymbol{\tau}_{\max}, \quad (7b)$$

$$f_{n,i}^* \geq 0 \quad \forall i \in \{1, \dots, N_c\}. \quad (7c)$$

Null-space parameterization. To enforce the internal-force condition by construction, we express \mathbf{f}_0^* as a linear combination of the basis vectors of the null space of \mathbf{G} . Let $\{\mathbf{v}_1, \dots, \mathbf{v}_k\}$ span $\mathcal{N}(\mathbf{G})$ and define $\mathbf{V} = [\mathbf{v}_1 \ \dots \ \mathbf{v}_k]$. We optimize over coefficients $\boldsymbol{\lambda} \in \mathbb{R}^k$ with

$$\mathbf{f}_0^* = \mathbf{V}\boldsymbol{\lambda}, \quad (8)$$

which removes the linear constraint $\mathbf{G}\mathbf{f}_0^* = \mathbf{0}$ from the QP. We compute the null-space basis vectors \mathbf{V} numerically from the current \mathbf{G} and update it online as the contact set changes.

Internal-force vector. The optimizer returns an *internal-force vector* $\mathbf{f}_0^* \in \mathcal{N}(\mathbf{G})$ that we normalize. At runtime, the controller applies the scaled internal-force command $\Delta\mathbf{f}_0 = \alpha\mathbf{f}_0^*$ upon slip, with gain $\alpha > 0$. This keeps the optimization focused on a physically valid profile while the loop regulates intensity.

Internal torque command. We map this force command to joint space as an *increment* torque:

$$\Delta\boldsymbol{\tau} = \mathbf{J}^\top \Delta\mathbf{f}_0 = \alpha \mathbf{J}^\top \mathbf{f}_0^*. \quad (9)$$

If an upstream controller provides a baseline torque $\boldsymbol{\tau}_{\text{base}}$ (e.g., impedance/manipulation), the applied command is

$$\boldsymbol{\tau}_{\text{cmd}} = \boldsymbol{\tau}_{\text{base}} + \Delta\boldsymbol{\tau}. \quad (10)$$

To respect actuator limits, we limit the increment so that $\boldsymbol{\tau}_{\min} \leq \boldsymbol{\tau}_{\text{cmd}} \leq \boldsymbol{\tau}_{\max}$. A convenient choice is to cap α at the largest admissible value given the current torque margin. In the optimization, the actuator box constraint on \mathbf{f}_0^* only acts as an implicit scale setter for the profile direction, physically grounded (*feasible and actuator-aware*).

In practice, the quadratic penalties have compatible units, and the variance term is normalized by N_c , which allowed us to avoid additional weighting without sacrificing behavior. We implement the QP in CVXPY and solve with OSQP for real-time operation [16]. Typical solve times on our platform are in the single-digit millisecond range.

a) Modeling choices: We adopt the *hard-finger* (point contact with friction) contact model [17]. This is not just a convenience assumption, it fixes the per-contact wrench basis and thus the structure and size of the stacked contact vector and of the grasp matrix \mathbf{G} . Under hard-finger contacts, each contact contributes three components (1 normal and 2 tangential), yielding $\mathbf{G} \in \mathbb{R}^{6 \times 3n}$. Alternative models change this basis (e.g., soft-finger adds a torsional component τ_n , frictionless keeps only f_n), thereby changing the number

and directions of columns in \mathbf{G} . The contact model *influences both the structure and the dimension* of the internal-force subspace available for regulation. In our gripper-object setting (curved phalanges on cylindrical objects), torsional friction about the contact normal is limited and tangential components are not directly actuated by flexion. Selecting the hard-finger model matches the physics and avoids introducing poorly controllable torsional moments into the decision space.

b) Applicability and feasibility: Our controller acts on *internal* forces, and thus only applies when these forces (i) exist and (ii) are controllable. Its applicability follows directly from grasp-class analysis [14].

Existence (graspable). The grasp must have a *non-trivial* null space: $\mathcal{N}(\mathbf{G}) \neq \{\mathbf{0}\}$. This defines a graspable configuration and is the minimum requirement to reinforce contacts without changing the object wrench.

Controllability (defective grasp). Internal-force directions must be *controllable* by the hand. $\mathcal{N}(\mathbf{J}^\top) \neq \{\mathbf{0}\}$ defines a *defective* grasp (some force directions are not actuatable), but this only blocks our method if those directions *overlap* the internal space (non-trivial intersection). Directions in the intersection $\mathcal{N}(\mathbf{G}) \cap \mathcal{N}(\mathbf{J}^\top)$ are uncontrollable internal forces: they exist kinematically but cannot be generated by any joint torques (hyperstatic case). Practically, we require $\mathcal{N}(\mathbf{G}) \cap \mathcal{N}(\mathbf{J}^\top) = \{\mathbf{0}\}$. These kernel conditions are checked online from the estimated \mathbf{G} and \mathbf{J} . If they are not satisfied (no internal-force direction or uncontrollable/hyperstatic case), the RSC does not apply and should defer to regrasp (repositioning fingers or reorienting the hand).

c) Estimation and sensing: Contact locations and normals are estimated from PzR arrays and kinematics to update \mathbf{G} and \mathbf{J} online. Errors in the object frame and contact geometry can bias moment arms, but internal-force modulation primarily increases normal components and remains robust to moderate inaccuracies.

d) Scope: The controller targets precision grasps and stabilization. Dynamic manipulation, large contact patches, or tasks requiring controlled torsional moments fall outside our assumptions and would benefit from planners that co-optimize motion and contact over richer models.

IV. EXPERIMENTAL SETUP

A. Dexterous Gripper

Experiments are carried out with a four-fingered gripper specifically designed for precision-oriented sterility testing applications. The gripper features a modular finger architecture (Fig. 1), integrating both flexion and self-rotation to enhance dexterity. Each finger has three phalanges with backdrivable tendon-driven actuation. Two fingers can rotate around the palm to reconfigure grasp geometry. The gripper’s design draws inspiration from human gesture analysis, leveraging force-based grasp stability principles and task-oriented performance metrics [18]. Capable of exerting up to 20 N of force at the fingertips, the gripper ensures precise control and stability during object manipulations, while motor-current sensing gives a proxy for joint torque (kinesthetic feedback).

B. Hybrid tactile sensing

The hybrid tactile modules combine piezoelectric (PzE) and piezoresistive (PzR) sensing elements to achieve multimodal tactile perception. The Piezoelectric layer consists of an alternating stack of high-conductivity PEDOT polymer and electroactive PVDF polymer, allowing it to detect material deformation and stress variations. It operates at a sampling rate of 10 kHz, capturing a broad spectrum of vibration frequencies within an effective bandwidth of 30 Hz to 2.5 kHz, making it well-suited for high-frequency tactile events. The Piezoresistive layer consists of an 8x8 matrix designed for low-frequency tactile interactions. Additionally, it provides spatial detection with a static interpixel localization error of less than 1 mm. The complete tactile module’s ultra-thin profile of just 650 μm , ensures seamless integration into robotic fingers. They are embedded beneath each of the three phalanges of all four articulated fingers, effectively acting as a sensitive skin for precise contact detection and object manipulation.

C. Slip-generation bench & ground truth

To induce repeatable slip and measure performance, the grasped object is mounted to a Festo mini-slide driven by a Maxon DCX22L motor. The slide applies controlled traction profiles (ramps/steps) that emulate external loads and disturbances. Ground truth signals includes object position/velocity (motor encoder) and traction force (LSB tension/compression sensor). These provide precise measurement of detection delay, reaction-to-stop time, and pre-stop displacement.

D. Implementation and latencies

Our control loop comprises two asynchronous pipelines: (i) PzE-based slip detection and (ii) PzR-based contact estimation with grasp update and internal-force optimization. We consider slip detection and contact points estimation as low-level components of tactile perception, considering the design as a *sensor intelligence* approach. This is well suited to integration within the controller, to be employed in high-frequency loops.

To this end, we employed Fast Fourier Transform, with C implementation, followed by a small history-aware recurrent neural network, processing inputs one by one as they are acquired by the sensors, without explicitly computing temporal features from the entire past signal data.

Experimental deployment (this paper). Due to integration constraints, slip detection was deployed *outside* the controller, introducing the following delays: signal recording (350ms), data transmission (100ms), slip detection (30ms). This experimental setup allows slip detection at 3.3Hz, with delay between 100ms and 400ms. The optimizer and model updates remain single-digit ms, but the chunked data transmission limits us to a *single high-magnitude* internal-force step ($\propto \mathbf{f}_0^*$) per slip event rather than progressive regulation (see Sec. V).

Intended online latency (target). Contact estimation, grasp model update and null-space extraction run in less than 5 ms, the internal-force QP solves in about 4 ms. PzE

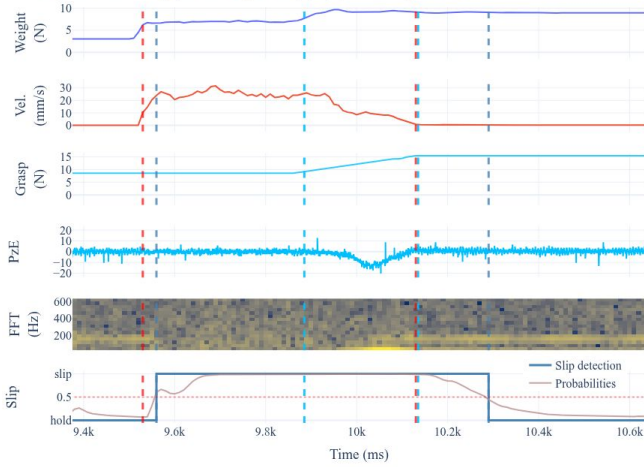


Fig. 3. Slip control scenario with predefined force trajectories illustrating slip-detection and slip-control dynamics. Pull force increases from 3 N to 7 N, generating object motion. After a predetermined delay of 350ms, the grasp force is progressively augmented from 8 N to 16 N over 150 ms, providing sufficient friction to halt the slip. Detection delays are 30ms for slip onset and 130ms for slip offset. In this recording, the FFT visualization does not clearly isolate slip-specific features, but the different phases are distinguishable: (i) baseline vibrations from the robot arm, (ii) loss of adherence during slip (reduced high-frequency content), (iii) low-frequency dynamics introduced by force increase and surface deformation, and (iv) return to a stable spectral signature once adherence is restored.

processing uses short windows (here 25.6 ms) and adds only a few ms for FFT and RNN inference. End-to-end sensing→command is therefore expected around 35–40 ms, dominated by windowing and slip onset.

V. RESULTS

A. Controlled slip-correction trials (predefined trajectories)

To quantify sensing and mechanical stopping behavior independently of closed-loop delays, we first ran bench trials with *predefined* pull-force and grasp-force profiles. These controlled scenarios reproduce typical slip onsets and corrections, allow unambiguous labeling, and provide indicative metrics such as detection delays and pre-stop displacement. We performed $n=20$ trials with randomized profiles in bounded ranges: initial traction $F_t=1\text{--}5$ N, perturbation step $F_t=10\text{--}12$ N, grasp-reaction delay 273 ± 83 ms, F_n increase from 8–10 N to 14–16 N over 50–250 ms.

Figure 3 illustrates such trial and the metrics we compute. The predefined scenarios yield the following indicative metrics:

- **Slip onset detection delay:** 20.4 ± 6 ms
- **Slip offset detection delay:** 127.2 ± 130 ms
- **Grasp-reaction → slip-stop delay:** 185 ± 27 ms
- **Displacement during grasp reaction:** 2.8 ± 1.5 mm

These controlled runs establish: (i) *low onset latency* (tens of ms) from the slip detector; (ii) the *mechanical ability* to stop slip by increasing normal force; and (iii) how timing and displacement depend on the scripted force-increase rate and induced slip speed (hence “indicative” metrics). The longer offset delays reflect conservative classification around force transients rather than failure to stabilize, as shown by ground-truth object velocity signals.

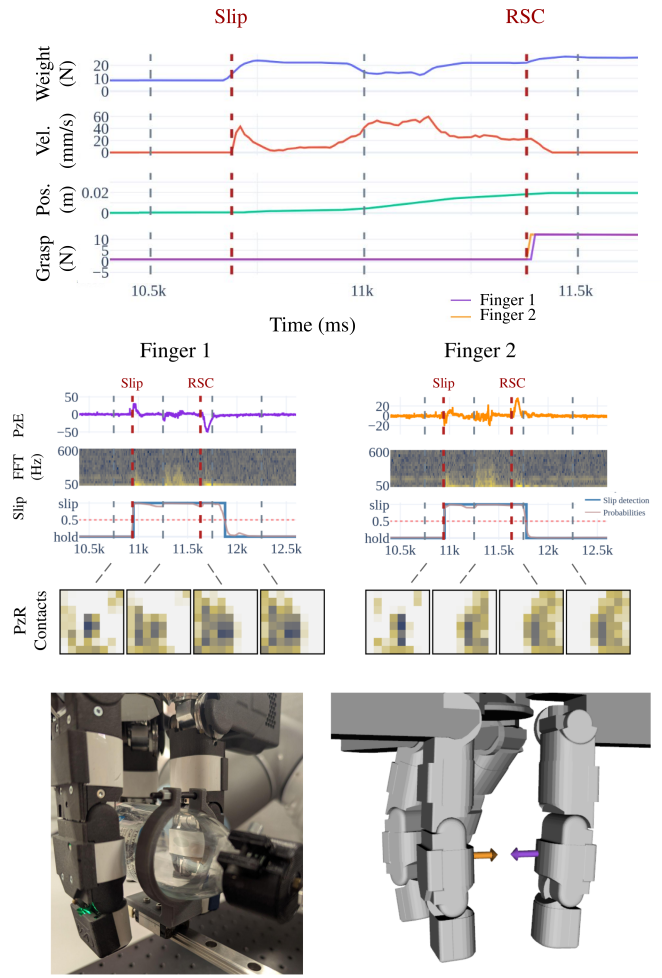


Fig. 4. Slip control with symmetrical grasp by 2 parallel fingers. Reactive slip control is applied to stop detected slippage. PzR sensor show increasing contact pressure. Equilibrium is trivially obtained by applying equal forces in both fingers.

B. Online RSC trials (closed loop, single-step update)

We evaluated the full pipeline with tactile streaming deployed outside the controller (Sec. IV-D), which limits the feedback loop to a *single, high-magnitude* internal-force step per event. The end-to-end detection latency (recording → transmission → detection) is 100–400 ms, whereas model updates and the QP run in single-digit milliseconds. Consequently, displacement is dominated by streaming delays rather than optimizer time.

Symmetric 2-finger grasp (parallel-jaw). Fig. 4 shows a bidigital grasp on intermediate phalanges. Because the fingers face each other, equal force increases remain internal (trivially balanced) and do not produce object wrench. PzR maps visibly widen as contact pressure grows during RSC. Under a 20 N external load, the step increase is triggered ~ 500 ms after slip detection (due to setup latency), and the object travels a total of 20 mm before successful stabilization.

Fig. 6 illustrates the effect of perturbation magnitude and reaction delay, with a distal-phalanx two-fingers grasp. With traction increased from 2 N to 6 N, RSC triggers after 220 ms and stops slip after ~ 3 mm displacement.

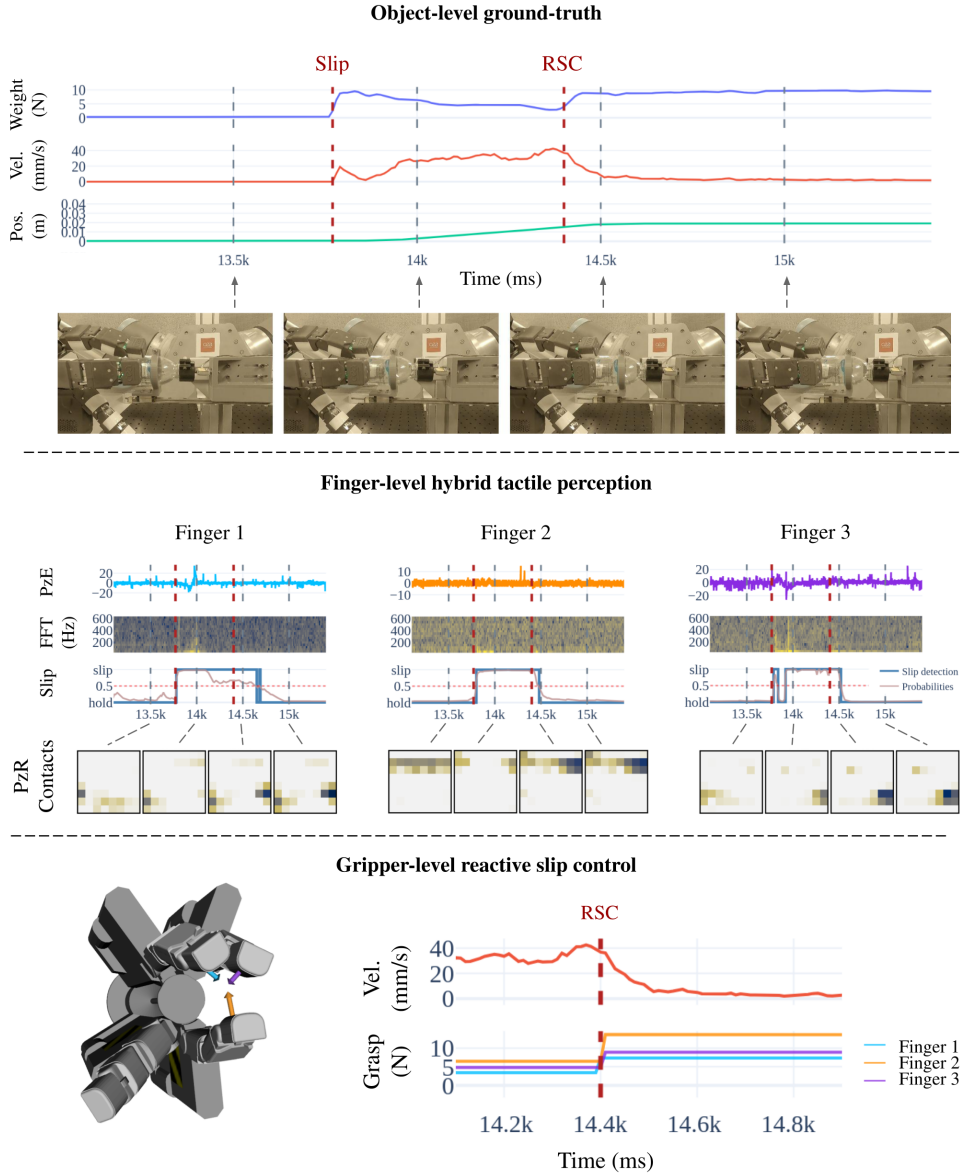


Fig. 5. Slip control with asymmetrical planar grasp using 3 fingers. An external traction force of 10 N is applied to the object generating slippage. Reactive slip control is performed after 130 ms, during which the object traveled 19 mm. The hybrid tactile sensor is used to detect slippage through piezoelectric sensing of friction vibrations. Grip force is increased to stop the slippage. The ratio of internal forces, ensuring the kinetostatic equilibrium, is computed in the kernel of the grasp matrix. To this end, piezoresistive sensors are used to estimate the location of contact points.

Asymmetric 3-finger planar grasp. Figure 5 demonstrates RSC with three fingers positioned unevenly around a cylinder in a plane. Here, internal-force *ratios* are nontrivial: roughly, the force at finger 2 balances the sum of fingers 1 and 3 to remain in the grasp null space. We compute these ratios in $\mathcal{N}(\mathbf{G})$ (Sec. III-C), using PzR contact point estimation to build \mathbf{G} and estimating contact forces from motor currents and kinematics. With a 10 N external traction, RSC triggers after 130 ms and stops slip after a 19 mm travel.

Across symmetric and asymmetric cases, the controller reliably arrests slip with a single internal-force step. PzR visualizations confirm increased contact area during stabilization, and the bidigital case collapses to a trivial internal pair as expected. Redundant slip cues across fingers further improve robustness.

VI. DISCUSSION

Latency baselines. Neurophysiology offers two reference points for slip response [12]: a *sensory* baseline of 50 ms for tactile cues to reach the motor system, and a *full reflex* baseline of 70 ms for the complete sensorimotor correction (short-vs. long-latency reflexes). In robotics, reported numbers span from sub-10 ms detection in optimized pipelines to tens of milliseconds depending on sensing and timing assumptions, e.g., Zeng et al. report 45–190 ms slip suppression end-to-end [19], and Van Wyk & Falco report 50–60 ms detection on force/torque signals [20], close to the human sensory baseline.

Our detector fits these baselines: in controlled trials we measured 20.4 ± 6 ms average detection delay. With tight integration, our RSC loop’s theoretical sensing-to-command

delay is $\sim 35\text{--}40\text{ ms}$ (dominated by windowing and slip physics), comfortably within the $\sim 50\text{ ms}$ sensory baseline. However, the *experimental* deployment was constrained by chunked data streaming (recording/transmission) that inflated end-to-end detection to $100\text{--}400\text{ ms}$. As such, our online trials use a single high-magnitude internal-force step, leaving iterative updates and smooth progressive regulation to future work.

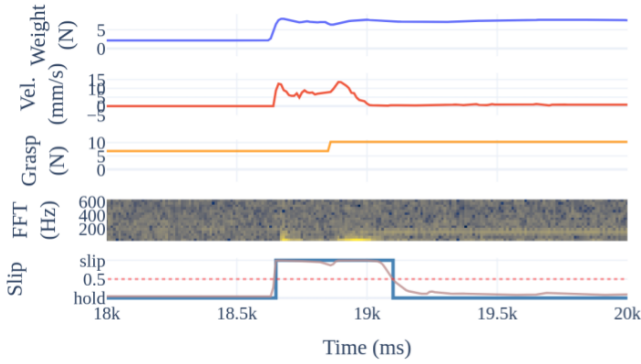


Fig. 6. Reactive Slip Control with traction force increasing from 2 N to 6 N, generating slippage. The theoretical detection delay is 20 ms, but RSC happens after 220 ms due to setup delays. In this time, the traveled distance is 3 mm. The slip event can be detected independently by any finger in contact with the object, providing redundancy and robustness.

VII. CONCLUSION

We presented a reactive slip control framework that couples learned tactile slip detection with model-based internal-force optimization for multifingered grasps. Hybrid tactile sensing provides fast slip cues (piezoelectric) and contact localization (piezoresistive) to update the grasp model online. Upon slip, we modulate the *magnitude* of an internal-force profile whose *shape* is computed asynchronously by a small QP running in parallel. The QP operates in the grasp's null space and yields a direction that preserves the object-level wrench while respecting actuator limits. The controller continuously scales this direction when slip cues arise. We also make applicability explicit via kernel checks for the existence and controllability of internal forces.

Experiments on two- and three-finger precision grasps show that a single internal-force step reliably arrests slip under external perturbations. Analysis separates sensing/streaming delays, which dominated our end-to-end latency in the deployed setup, from control computation, which runs in single-digit milliseconds. These results indicate that slip-aware grasp stabilization can be achieved at low force without disturbing the object wrench, and that practical performance is primarily gated by perception/communication integration rather than optimization.

Future work will focus on continuous streaming and on-controller inference to unlock sub-50 ms sensing-to-command loops, adaptive gain scheduling from slip confidence, and extensions toward dynamic manipulation and richer contact models.

REFERENCES

- [1] H. Zhou, J. Xiao, H. Kang, X. Wang, W. Au, and C. Chen, "Learning-based slip detection for robotic fruit grasping and manipulation under leaf interference," *Sensors*, vol. 22, no. 15, p. 5483, 2022.
- [2] F. Veiga, B. B. Edin, and J. Peters, "Grip stabilization through independent finger tactile feedback control," *Sensors*, vol. 20, no. 6, p. 1748, 2020.
- [3] J. W. James and N. F. Lepora, "Slip detection for grasp stabilization with a multifingered tactile robot hand," *IEEE Trans. Robotics*, vol. 37, no. 2, pp. 506–519, 2021.
- [4] M. Pfanne, M. Chalon, F. Stulp, H. J. Ritter, and A. Albu-Schäffer, "Object-level impedance control for dexterous in-hand manipulation," *IEEE Robotics Autom. Lett.*, vol. 5, no. 2, pp. 2987–2994, 2020.
- [5] K. Hang, M. Li, J. A. Stork, Y. Bekiroglu, F. T. Pokorny, A. Billard, and D. Kragic, "Hierarchical fingertip space: A unified framework for grasp planning and in-hand grasp adaptation," *IEEE Trans. Robotics*, vol. 32, no. 4, pp. 960–972, 2016.
- [6] M. Costanzo, G. De Maria, and C. Natale, "Detecting and controlling slip through estimation and control of the sliding velocity," *Applied Sciences*, vol. 13, no. 2, 2023.
- [7] K. Nazari, W. Mandil, and A. Ghalamzan E, "Proactive slip control by learned slip model and trajectory adaptation," 2022. [Online]. Available: <https://arxiv.org/abs/2209.06019>
- [8] M. Logothetis, C. P. Bechlioulis, and K. J. Kyriakopoulos, "Decentralized impedance control of mobile robotic manipulators for collaborative object handling with a human operator," in *MED. IEEE*, 2021, pp. 741–746.
- [9] D. Kitouni, E. Chelly, M. Khoramshahi, and V. Perdureau, "Fingertip contact force direction control using tactile feedback," in *CASE. IEEE*, 2024, pp. 768–773.
- [10] A. Cloutier and J. Yang, "Grasping force optimization approaches for anthropomorphic hands," *Journal of Mechanisms and Robotics*, vol. 10, no. 1, p. 011004, 12 2017.
- [11] R. Sui, L. Zhang, Q. Huang, T. Li, and Y. Jiang, "A novel incipient slip degree evaluation method and its application in adaptive control of grasping force," *IEEE Trans Autom. Sci. Eng.*, vol. 21, no. 3, pp. 2454–2468, 2024.
- [12] A. Zangrandi, M. D'Alonzo, C. Cipriani, and G. Di Pino, "Neurophysiology of slip sensation and grip reaction: insights for hand prosthesis control of slippage," *Journal of Neurophysiology*, vol. 126, no. 2, pp. 477–492, 2021, pMID: 34232750.
- [13] S. Carpin, S. Liu, J. Falco, and K. V. Wyk, "Multi-fingered robotic grasping: A primer," *CoRR*, vol. abs/1607.06620, 2016. [Online]. Available: <http://arxiv.org/abs/1607.06620>
- [14] D. Prattichizzo and J. C. Trinkle, "Grasping," in *Springer Handbook of Robotics*, B. Siciliano and O. Khatib, Eds. Cham: Springer International Publishing, 2016, pp. 955–988.
- [15] T. Ayral, S. Aloui, and M. Grossard, "Spectro-temporal recurrent neural network for robotic slip detection with piezoelectric tactile sensor," in *AIM. IEEE*, 2023, pp. 573–578.
- [16] B. Stellato, G. Banjac, P. Goulart, A. Bemporad, and S. P. Boyd, "OSQP: an operator splitting solver for quadratic programs," *Math. Program. Comput.*, vol. 12, no. 4, pp. 637–672, 2020.
- [17] I. Kao, K. Lynch, and J. W. Burdick, *Contact Modeling and Manipulation*. Berlin, Heidelberg: Springer Berlin Heidelberg, 2008, pp. 647–669.
- [18] J. M. Escorcia-Hernández, M. Grossard, and F. Gosselin, "A methodology for early design specifications of robotic grippers," in *AIM. IEEE*, 2023, pp. 616–622.
- [19] B. Zeng, H. Liu, H. Song, Z. Zhao, S. Fan, L. Jiang, Y. Liu, Z. Yu, X. Zhu, J. Chen, and T. Zhang, "Design and slip prevention control of a multi-sensory anthropomorphic prosthetic hand," *Industrial Robot: the international journal of robotics research and application*, vol. 49, no. 2, pp. 289–300, Jan 2022.
- [20] K. Van Wyk and J. Falco, "Calibration and Analysis of Tactile Sensors as Slip Detectors," in *2018 IEEE International Conference on Robotics and Automation (ICRA)*, May 2018, pp. 2744–2751, iSSN: 2577-087X.