

Robot-Assisted Social Dining as a White Glove Service

Atharva S Kashyap
Robotics
University of Michigan
Ann Arbor, Michigan, USA
katharva@umich.edu

Ugne Aleksandra Morkute
Leiden University
Leiden, Netherlands
ugnea@umich.edu

Patricia Alves-Oliveira
Robotics
University of Michigan
Ann Arbor, Michigan, USA
robopati@umich.edu




Figure 1: Examples of two Storyboards and their corresponding Moments created using SPEAK2SCENE by P2 (left) and P3 (right).

Abstract

Robot-assisted feeding enables people with disabilities who require assistance eating to enjoy a meal independently and with dignity. However, existing systems have only been tested in-lab or in-home, leaving in-the-wild social dining contexts (e.g., restaurants) largely unexplored. Designing a robot for such contexts presents unique challenges, such as dynamic and unsupervised dining environments that a robot needs to account for and respond to. Through speculative participatory design with people with disabilities, supported by semi-structured interviews and a custom AI-based visual storyboarding tool, we uncovered ideal scenarios for in-the-wild social dining. Our key insight suggests that such systems should: embody the principles of a *white glove service* where the robot (1) supports multimodal inputs and unobtrusive outputs; (2) has contextually sensitive social behavior and prioritizes the user; (3) has expanded roles beyond feeding; (4) adapts to other relationships at the dining table. Our work has implications for in-the-wild and group contexts of robot-assisted feeding.

CCS Concepts

• **Human-centered computing** → **Accessibility technologies**: *User centered design*; *Participatory design*.

Keywords

Assistive technologies; disabilities; speculative design; qualitative research; generative AI

ACM Reference Format:

Atharva S Kashyap, Ugne Aleksandra Morkute, and Patricia Alves-Oliveira. 2026. Robot-Assisted Social Dining as a White Glove Service. In *Proceedings of the 2026 CHI Conference on Human Factors in Computing Systems (CHI '26)*, April 13–17, 2026, Barcelona, Spain. ACM, New York, NY, USA, 20 pages. <https://doi.org/10.1145/3772318.3790481>

1 Introduction

We often eat surrounded by other people: bonding with our friends over dinner at a favorite restaurant, connecting with family during breakfast at a cozy cafe, or establishing business relationships over lunch at a corner bistro. These contexts of Social Dining (i.e., to eat with/in company [58]) are deeply cultural and shape how enjoyable food can feel. Yet, People with Disabilities (PwD)¹ are often excluded from these experiences. If you recall your own dining experiences at restaurants or cafes, how many times have you seen someone in a wheelchair? The general answer, unfortunately, is: not often. PwD frequently report having extremely negative experiences of social dining, sometimes avoiding eating out altogether due to the many barriers they face, such as their perceived burden of depending on a caregiver to eat and frequently having to interrupt conversations at the table to ask for food [58]. As one participant shared, she often chooses not to eat when she dines with friends at a restaurant, noting: “a lot of times I take home food” and “usually get just to

¹For simplicity, in this paper, we will use the term “Person/People with Disabilities”(PwD) to describe the target population of this research, who are people with physical disabilities that affect their ability to use their upper limbs to a point where they require varying levels caregiver support to independently eat.



This work is licensed under a Creative Commons Attribution 4.0 International License. *CHI '26, Barcelona, Spain*

© 2026 Copyright held by the owner/author(s).
ACM ISBN 979-8-4007-2278-3/2026/04
<https://doi.org/10.1145/3772318.3790481>

drink” (P5). Such experiences illustrate the depth of exclusion that PwD feel when dining socially in public.

Robot-assisted feeding systems [36, 59] have shown promise in supporting *solitary dining* for PwD and several studies addressed the technical performance and safety of these systems. Robot-assisted *social dining*, however, introduces challenges beyond robot-assisted *solitary dining*, which include being able to sustain a conversation while eating, engaging in shared table activities (e.g., toast), and using socially appropriate utensils when dining at a restaurant (e.g., knife and fork for a steak). Some of these challenges are beginning to be addressed. For instance, prior work has studied mealtime assistance for in-the-wild contexts (e.g., homes, cafeterias) with a care recipient [59], while other researchers have explored personalization through language-based modifications to behavior trees and tested with care recipients at home [36]. Despite these advances, there is a research gap in understanding the needs of PwD from the robot-assisted feeding system when they operate in out-of-the-home and out-of-the-lab environments (e.g., restaurants, cafes). Context, dignity, timing, and interpersonal dynamics are central to dining [47], and these factors take on unique significance in social dining contexts, making this an important gap to address.

This paper presents a speculative Participatory Design (PD) study of robot-assisted social dining in public spaces. Our participants are PwD with a lived experience of requiring assistance to eat. To conduct the speculative PD sessions, we used a custom-made Generative Artificial Intelligence (GenAI)-powered storyboarding tool (see Figure 1), followed by semi-structured interviews, to capture the views and perspectives of our participants in their ideal social dining scenarios. The main insight from this work suggests that successful robot-assisted feeding should embody the principles of *white glove service*. In restaurants, *white glove service* is a personalized and detail-oriented approach to provide hospitality to customers [35], which we believe everyone deserves. In line with the CHI 2026 theme of “*Creating Tomorrow Together*”, our study employs speculative and participatory approaches to envision inclusive futures in robot-assisted social dining. Our work sets the stage for future research on robot-assisted feeding for social dining in public spaces, led by insights from PwD, who will be the end users of such robot systems. This paper addresses the following research questions:

- **RQ1: What type of human-robot communication supports PwD during social dining?**
- **RQ2: How should the robot behavior adapt across different social dining scenarios?**
- **RQ3: What should the robot’s role be during and outside of mealtime assistance?**

2 Related Work

In this section, we present prior work conducted around designing robots by PwD, how GenAI and speculative design have been used to design robots and assistive technologies, and research advances in assistive robots for dining.

2.1 Design of Robots by People with Disabilities

Designing assistive technologies for PwD requires inclusive methodologies that prioritize PD, co-design, and functional prototyping.

Using PD and co-design methodologies to create assistive technologies can help researchers uncover user needs, address unique challenges, and empathize with PwD [3].

Several studies have engaged PwD in designing assistive robots. A participatory design study by Azenkot et al. [7] worked with designers with vision disabilities to come up with design features for service robots in large buildings. Motahar et al. [56] conducted multiple studies with older adults in developing nations using low fidelity prototypes and to create a low-cost robot for medication support. A needs assessment study with older adults by Beer et al. [9] provided design recommendations for creating mobile manipulator robots to support aging in-place.

Beyond design of broader assistive robots, several studies have specifically examined robot-assisted feeding. A contextual inquiry study by Bhattacharjee et al. [11] was conducted with an assisted-living community to develop a design framework to build robot-assisted feeding systems that focused on solitary dining. The design framework was then used to quantitatively and qualitatively evaluate three feeding systems to identify areas of improvement [11]. A different study by Nanavati et al. [58] was conducted to explore the social dimensions of robot-assisted feeding using community-based participatory research with PwD using speculative video scenarios and follow-up interviews. In this study, participants were shown conceptual videos depicting robot-assisted feeding in various real-life social dining contexts, such as meals with friends, allowing them to envision and critique possible futures without needing to interact with a working prototype. The insights were distilled into nine design principles intended to inform how the feeding component of robot-assisted systems can be developed and adapted for social dining contexts. [58]. Furthermore, by applying an iterative user-centered design process, researchers achieved mechanical design enhancements to passive dining devices, such as lower required arm elevation and increased safety through the integration of compliant utensil attachments [24].

Ljungblad [49], for instance, argues that assistive feeding is a social and aesthetic experience rather than merely a technical task, and that design-oriented thinking can reveal new possibilities for making feeding robots more acceptable and meaningful. However, a research gap remains in understanding the needs of PwD from robots in social dining contexts that extend beyond the act of *feeding*. While prior work proposed design principles for the *feeding* process focused on solitary dining [11] and social dining [58], little research has explored the broader needs of PwD from robot-assisted social dining in restaurant settings, which we address in this paper.

2.2 GenAI to Design Robots

Recent work has explored GenAI, such as Large Language Models (LLM) and Vision Language Models (VLM) as tools for designing and customizing Human-Robot Interaction (HRI). These tools allow users to express preferences and initiate behaviors [17], or modify robot configurations using natural language and multi-modal inputs [39], offering novel opportunities for PD.

For instance, RoboCrafter-QA [19] uses LLM as evaluators to compare soft robot designs based on language-described tasks, offering a promising step toward integrating natural language understanding into the robot design process. However, the tool was

Table 1: Study participant demographics. All participants had experience using Assistive Technology (i.e., technology assisting with motor tasks) and reported dining in public spaces 1–5 times per month.

ID	Age	Gender	Race	Self-described Disability	Assistance Type	Occupation	Chosen Scenario
P1	35–44	Female	White	Quadriplegic	Full Meal	N/A	Family dinner
P2	65–74	Female	White	Osteoarthritis; Shoulder Injury	Cutting/M meal Prep	Respiratory Therapist	Brunch w/ friends
P3	55–64	Female	White	Spinal Muscular Atrophy	Full Meal	Social Worker; ED at Non-Profit	Business meal
P4	55–64	Female	Mixed	Parkinson’s/Partial Paralysis	Full Meal	Remote Therapist	Business meal
P5 [†]	35–44	Female	White	Intention Tremors (Hand/Body)	Full Meal	N/A	Brunch w/ friends
P6	25–34	Male	White	Multiple Sclerosis	Cutting/Drinking	Accountant	Business meal

[†] P5’s caregiver was present during the study and assisted them in understanding scenarios. Due to visual impairments, P5 found it difficult to view images generated with SPEAK2SCENE, so we excluded related questions during the exit interview.

not evaluated with human users; it was tested only via automated comparisons with human-annotated benchmarks, with no reported sample size or usability assessment. The intended audience appears to be robotics researchers and designers [19]. Meanwhile, Blox-Net [29] uses VLM to generate block assembly plans directly from language instructions, enabling end-to-end planning and physical execution with a robot arm. The system was evaluated in simulation using 100 instruction-task pairs but was not tested with users and no usability validation was conducted [29]. Systems such as Evolution 6.0 [41] expand on this by integrating VLM and 3D generation to autonomously design tools and action sequences for tasks in novel environments. It was evaluated technically across 30 simulated tasks, but does not include user testing or usability validation. Like the other systems, it is positioned toward autonomous robotic agents, not end-user customization or accessibility [41].

Augmented Body Communicator [85] was co-designed with six participants, which included deaf, blind, and sighted individuals, to create expressive robotic gestures through LLM prompting and sketch-based interaction. This study included qualitative feedback and participant reflection, offering insight into usability, though the primary focus remained on gesture design and interaction modalities rather than robot behavior, role, or appearance [85].

A different study found that university students with disabilities used GenAI to navigate academic barriers and reported a lack of institutional support and limited avenues for creative agency [5]. This highlights a broader need for inclusive design frameworks that move beyond task assistance toward empowering disabled users to shape the technologies they interact with. In our study, participants leverage GenAI as a tool to boost creativity when creating speculative robot-assisted social dining scenarios (i.e., visual literacy). While GenAI has been used to design for HRI as seen above, it is still not being used to empower PwD to express their ideas. Our research aims to make this gap closer.

2.3 Speculative Design of Assistive Technologies

Speculative design is a method that explores possible futures by creating artifacts, scenarios, or systems that provoke reflection and imagination, rather than solving immediate problems [22, 80, 84]. Rooted in critical design [8], it challenges assumptions and invites users to question, re-imagine, and re-frame possibilities. Rather

than focusing solely on feasibility, speculative design emphasizes desirability, ethics, and broader societal implications [80].

In the context of assistive technologies, speculative design has been increasingly adopted to move beyond medical (deficit-based) model of disability [75]. Speculative methods have been applied to HRI, engaging older adults and aging researchers in envisioning future assistive robots that emphasize autonomy and resilience, rather than framing aging as a problem to be solved [42]. The authors of the paper [42] highlight that robots designed for successful aging population needs to consider potential disabilities, but should not discount the autonomy and resilience of older adults. The paper employs techniques of collaborative map making [44], artifact analysis [45], and envision robot possibilities [43] as part of their speculative participatory design method [42].

Other projects have used speculative and fictional approaches to challenge dominant assumptions in HRI and inspire critical engagement on sociotechnical futures [57, 79]. For instance, researchers illustrate how bringing art into robotics can create room for speculative HRI [57]. They further talk about co-designing interactions between workers and a speculative baggage handling robot (that can assist with manual labor) at an airport. The study resulted in coming up with meta-behaviors allowing knowledge translation between different parties [57]. Desjardins et al. [23] uses co-speculative design to imagine alternative ideas for internet of things in diverse homes. Winkle [79] suggests that speculative design is a legitimate approach in HRI since the field already depends heavily on imagining future scenarios.

While these projects do not directly engage disabled users, they illustrate how speculative methods can broaden design imagination and provoke reflection on inclusion and possible futures. Robot-assisted social dining is a relatively new concept, and its future possibilities are underexplored. Speculative methods offer a promising approach to anticipate, question, and shape these futures, which we explore in this paper by engaging in speculations with PwD.

2.4 Assistive Robots for Dining

Research in robot-assisted feeding has primarily focused making technical improvements to the act of feeding (e.g, bite acquisition [13, 27, 28, 32, 33, 38, 40, 48, 76], bite transfer [10, 37, 72]), emphasizing independence and have focused on testing them in-the-lab settings [12, 18, 26, 31, 63, 65, 68, 70, 73, 74]. More recently,

studies have begun to address social dimensions of robot-assisted feeding, making technical strides and integrating design principles from social dining to show how such systems might function in out-of-the-lab settings [36, 59, 62].

In social dining scenarios, systems must be attuned to physical assistance but also to conversational flow and group behavior. For example, bite-timing models trained on human-human interaction data help robots avoid interrupting social cues during meals [60]. Similarly, research on group activity recognition in restaurant settings has shown that understanding shared dining phases enables robots to offer assistance without disrupting the social rhythm of the table [77]. These studies were conducted in controlled environments and did not include PwD. Conversely, solitary dining systems focus primarily on promoting user independence and reducing caregiver reliance. Real-world evaluations of robot-assisted feeding have shown positive outcomes in terms of safety and comfort, though persistent barriers remain, including cost, complexity, and limited adaptability [12]. A paper by Nanavati et al. [59] described the deployment of a robot-assisted feeding system in homes, offices, and cafeterias. This work, grounded in participatory design research, demonstrated how sustained in-the-wild trials can increase user independence and control during meals. The deployment aspect of this paper exemplifies how iterative field testing across real-world contexts can reveal the social, technical, and logistical challenges that shape long-term adoption of assistive technologies [59].

Another paper, VoicePilot [62], demonstrates the feasibility and initial user acceptance of LLM-based voice control for robotic feeding. The system was evaluated with 11 older adults, where they used the LLM-powered speech interface to control an Obi feeding robot [1]. The study included qualitative feedback on usability and expressiveness. However, while the system enabled sequential natural-language instructions, it also introduced challenges such as latency and unintended behaviors from ambiguous commands [62].

FEAST [36] introduces a robot-assisted feeding framework that includes an LLM-driven personalization pipeline where users express preferences through speech or text, and the system converts these into structured behavior tree modifications using GPT-4o. FEAST emphasizes robot transparency and allows users to create custom gestures to control the robot. The authors conducted a formative study with 21 PwD to understand their needs and performed a 5-day in-home deployment with two community researchers to study meals across real-world scenarios. An occupational therapist unfamiliar with the system also completed a series of personalization tasks, validating the system's adaptability and safety [36].

Compared to VoicePilot [62], which focused primarily on sequential voice commands, FEAST [36] offers a broader, more interactive personalization framework. Nanavati et al. [59] presented lessons learned from deployment of the robot in several out-of-home and out-of-lab contexts, while FEAST [36] focuses on personalization to users and deployments in-home settings. Taken together, while each system advances specific aspects of robot-assisted feeding, a unified solution that supports both socially embedded use and individual customization, especially across diverse users and contexts, remains an open challenge.

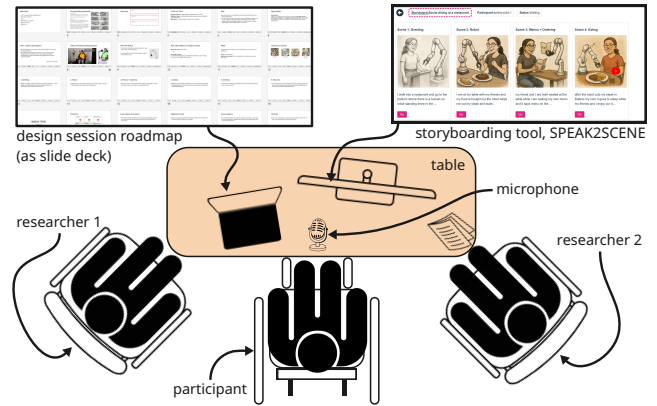


Figure 2: Study Setup. The study was conducted either at the university or at the participant’s home with the same set-up.

3 Method

Robot-assisted social dining has the potential to support PwD experience fewer missed social and professional connections. However, there remains a gap in understanding the needs of such systems in out-of-home and out-of-lab settings with diverse users. To address this, we employed a speculative participatory design method combined with semi-structured interviews to capture participants’ perspectives. Our study was approved by the University of Michigan’s IRB#HUM00273373.

3.1 Participants

A total of 6 participants with disabilities participated in our study. A full description of our sample can be found in Table 1. Upon completion of the design session, participants received a compensation of \$50. Our inclusion criteria consisted of any PwD who needed any level of assistance (from either a caregiver² or a family member/friend) to eat. Recruitment was conducted through purposive outreach via disability advocacy networks, direct contact with care organizations, and snowball sampling [64], which is a method where participants are recruited by leveraging the network effect of each participant and organization.

Given the speculative and exploratory nature of our research, we adopted the principle of information power [50] to stop recruitment. This method emphasizes the relevance, richness, and specificity of a sample over its size. In line with critiques of the saturation concept in reflexive thematic analysis [15], our aim was not statistical generalizability or theme exhaustion. Instead, we worked towards conceptual sufficiency, enabling the development of rich, nuanced themes within and across participant accounts.

3.2 Materials

The study employed a multi-component setup (See Figure 2) that included: (1) SPEAK2SCENE, a custom storyboarding tool powered by a VLM, and (2) design session roadmap (slide deck) to support participants during the session.

²A caregiver is someone who assists another person in helping accomplish Activities of Daily Living (e.g., eating, dressing).

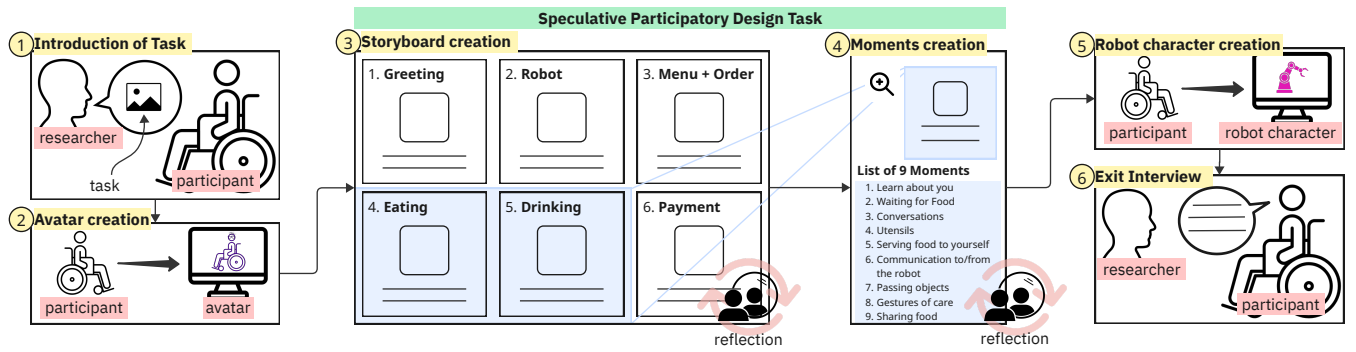


Figure 3: Procedure of the design study included: (1) introducing the task to the participant, (2) creating an avatar based on their lived experience to be represented in the task, (3) creating a storyboard of a generic experience of dining at a restaurant, (4) zooming into 9 key moments (indicated in blue), (5) creating an imagined robot character, and (6) exit interviews to supplement participant’s design process. During steps (3) and (4), participants self-reflected to supplement their images.

3.2.1 SPEAK2SCENE. Design research shows that storytelling methods can help participants envision new futures and express their experiences more creatively [16]. Storyboarding extends storytelling by giving participants a structured, visual format for illustrating experiences and drawing out design ideas [20, 69, 81, 83]. However, because storyboarding typically involves hand-sketching, it may not be accessible for our target group. So, we built a customized voice-based storyboarding tool using ReactJS [25] web framework for the front-end, and the Firebase [30] platform for the database and to deploy the tool. A video of the tool being used is provided in the supplemental materials. Participants used SPEAK2SCENE to generate speculative images for various scenes of social dining. To generate an image, participants interacted with the tool using their own voice (i.e., natural language) to indicate the type of image they wished to create. Their speech was captured by the laptop’s microphone and was converted to text using a React Speech Recognition hook [66]. To generate the image, participants’ speech, in addition to prompt engineering detailed in Appendix A, is sent to OpenAI’s gpt-image-1 [61] VLM through an API call. After approximately 30-45 seconds, an image based on the participants’ prompt is generated and displayed on the computer monitor. If the participant is not satisfied with the image, they had the option to try again.

3.2.2 Design Session Roadmap. A researcher-led slide deck was created to serve as the study roadmap. It helped orient participants in the session and introduce key concepts such as robot-assisted feeding, storyboarding, and example prompts (e.g., robot gestures, group settings, interaction styles). The full slide deck is provided in the supplemental materials.

3.3 Procedure

The procedure is summarized in Figure 3 with details about researcher roles and study sessions below.

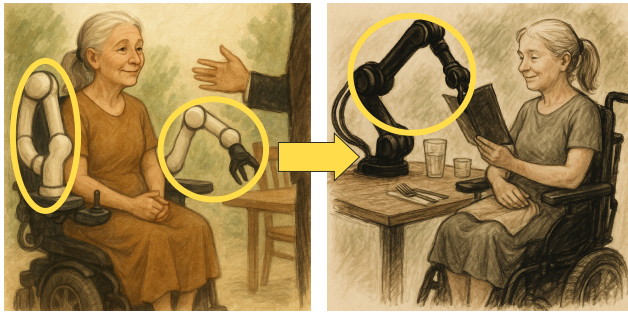
3.3.1 Researcher Roles. All sessions were led by two of the authors of this paper. One author served as the “facilitator” to ease participant interactions and supervised the storyboarding tool. Another author served as the “interviewer”, taking notes and following up with clarifying questions. Both researchers maintained a reflexive

stance throughout the process, taking field notes and engaging in regular debriefings to document emerging impressions, adjust facilitation strategies, and reflect on their influence on the design process. The interdisciplinary research team included expertise in human-centered robotics, disability studies, and qualitative research, which informed both the study setup and subsequent analysis.


3.3.2 Design Sessions. Design sessions were conducted in-person, either at the participants’ homes or at the university, depending on participant preference and accessibility needs. Each session was conducted individually and lasted approximately 75–90 minutes. These sessions followed a predefined protocol with flexibility to be adjusted to dive deeper into participants’ areas of interest within the study. At the start of each session, participants were welcomed by the facilitator and provided with an overview of the study. The facilitator reviewed the informed consent form, addressed any questions, and obtained verbal recorded consent.

The sessions began with a brief orientation using a facilitator-led slide deck introducing key concepts such as robot-assisted feeding, speculative design, and Kinova arm [2] (the robot we expect to use for social dining in the future stage of this research). An image of the Kinova arm was provided to ground participants’ speculations. Then, participants were introduced to the storyboarding tool, SPEAK2SCENE. They were shown examples of prompts and system-generated scenes to familiarize themselves with the tool. Following this, participants were asked to create an avatar that reflected their identity, which served as the “main character” of the storyboarding. After, they engaged in a trial session where they used SPEAK2SCENE to create a few trial images to oriented with the tool.


Once participants were oriented with the tool, they engaged in a speculative design task using SPEAK2SCENE. Figure 4 shows examples of design iteration as created by participants. Participants were supported by the facilitator, who navigated the tool. Each participant was first encouraged to generate a full six-panel storyboard representing a social dining scenario of their choice (e.g., family dinner, brunch w/ friends, business meal, date night). They verbally described imagined scenes involving themselves, their dining companions, and the robot in the chosen context. After generating the complete storyboard, participants were asked to elaborate on



(a) Robot color (P3). (Left) “I arrive at the restaurant... We’re greeted by the person...I’m not really seeing the role of the robot at this point...unless it’s to maybe pull out a chair or move things around so that I can get to the table” (Right) “We are seated at the table. I pull my wheelchair up to the edge of the table and maneuver the robot which is black not white to move silverware and drinkware to where I need to be able to reach it...picking up the menu to look at the menu...happen right there putting my napkin on my lap”



(b) Robot Personality (P5). (Left) “I would want the robot to introduce itself with a name and ask me what my name is and tell me how to ask it for help if I need help” (Right) “[We] went to [restaurant] and we had called ahead to let them know that we would need a robot to help me when we got to the restaurant...and they told us that the robot, Claire, would be helping us. So Claire came out to a table and said, ‘Hello! Who will I be assisting today?’ and I told Claire, ‘Hi! I’m [name]. I will need your help today...’”



(c) Robot Role (P4). (Left) “I think it’s important for the robot to be adaptive at using all different types of utensils including the ability to hold a knife and a fork at the same time to cut meat or a tough vegetable like a eggplant...” (Middle) “if there’s a shared dish in the middle...and I would like more of it,...robot [would] be signaled by myself then be able to reach into the middle of the table for the shared dish and put some on my plate which is the correct amount that I want...I might say I want more salad and...the robot would be intelligent enough to choose that specific dish in the middle of the table and give me that exact amount on my plate...” (Right) “...for example the disabled person could command the robot pick up napkins on my left side and hand it to the person sitting directly across the table”

Figure 4: Iteration of robot during speculative design. The caption captures the prompt by participant to create scenes.

nine “key moments” within their scenes. These included specific interactions like sharing food or waiting for food. For each selected moment, the facilitator posed reflective questions to prompt participants to clarify what the robot was doing, why it behaved that way, and how it could act more appropriately in that context. The reason behind diving deeper into key moments of a social dining experience was to understand the nuances in expected robot role and behavior in diverse intricate aspects of social dining, a very specific perspective not considered in prior work.

Throughout the design process, the facilitator asked semi-structured follow-up questions to clarify participants’ intentions, encourage elaboration, and explore deeper meanings behind their scene choices. These questions were designed to elicit insight into preferences for robot behavior, social presence, communication, and adaptability. Clarifications were prompted both proactively (based on themes of interest) and responsively (based on participant scenes).

After engaging in the storyboarding session, participants were asked to create an image for the robot character where they described how they envision the robot’s appearance. Following the storyboarding experience, participants were invited to reflect on details about the robot, as by then they had developed enough familiarity with the idea of a robot assisting them in social dining. This enabled them to imagine robot’s additional role and appearance, which may not have been possible at the outset. At the end, participants were invited to reflect on their experience, share any closing thoughts, and optionally keep a digital copy of their storyboard.

4 Analysis

We conducted reflexive thematic analysis on the interview transcripts following the framework outlined by Braun and Clarke [14], which includes familiarization, initial coding, theme development, review, definition, and final write-up. Half of the interview transcripts were coded by one researcher and the other half by a second

researcher. First, both researchers individually conducted open coding on the transcript from the 6 design sessions using MAXQDA [78] to identify key elements such as robot behaviors, communication modes, and contextual cues.

The coding captured both semantic features (e.g., what actions the robot performs) and latent features (e.g., underlying expectations about autonomy, dignity, and social comfort in different dining contexts). Once all the transcripts were coded, both researchers had discussions for 16+ hours to form a consensus on the codes and categorized them based on the research questions. Disagreements during discussions were handled via collaborative reflexive thematic analysis. Finally, themes were generated from these codes. Codes and themes are visualized in Appendix B. These themes highlight key areas where future efforts should focus to meet user needs in robot-assisted social dining and they are:

- **Interaction Ecology in Robot-Assisted Social Dining** (RQ1, Section 5.1)
- **Context-Sensitive Robot Behavior in Social Dining** (RQ2, Section 5.2)
- **Robot Role During and Outside of Mealtimes** (RQ3, Section 5.3)
- **Perceived User relationship with Robot** (applicable to RQ1, RQ2, and RQ3, Section 5.4)

While there are studies that analyze visual storyboards [21, 51, 71, 82], analyzing the images in our study would not be appropriate. Participants used GenAI to create storyboards in our study and while VLMs are good at capturing ideas, they can hallucinate [34, 46, 67], thereby introducing aspects not explicitly mentioned by participants or disregarding others that it cannot fully capture. It is critical that researchers do not overuse or over-rely on GenAI in design. To account for this, in our study, the storyboards were treated as a tool for participant visual literacy, which refers to the capacity to treat the images as starting points, rather than the end result, to encourage speculations about the robot.

5 Results

Our results include insights about the interaction ecology in robot-assisted social dining, context-sensitive robot behavior in social dining, the role of the robot during and outside mealtimes, and the perceived user relationship with the robot.

5.1 Interaction Ecology in Robot-Assisted Social Dining

Our thematic analysis revealed that participants envisioned interaction with the robot in terms of both **user-initiated commands** and **robot-initiated feedback**, when interacting with caregivers and dining companions. Refer to Figure 5 for a summary of results.

5.1.1 Adaptable and Multimodal User-to-Robot Communication. Participants described a wide spectrum of modalities for giving commands to the robot, from low-effort tactile methods (e.g., button press, finger pad, joystick, wand) to hands-free approaches (e.g., eye gaze, head movement, voice commands). Some emphasized the value of having options that fit their changing needs:

“I could press buttons [if] I’m feeling good...[If] I’m tired, I might need help choosing or [if] my hand is sore,

[there] could have a little section of things I might need more help with.” (P2)

Others saw potential in voice interaction, for instance, one participant suggested, *“I could ask the robot like what is gluten-free on the menu?” (P5)*, envisioning the robot not only for assistive feeding, but also as an accessible source of information during dining. This also raised practical considerations, as participants stressed that such voice features would need to adapt to noisy settings:

“And perhaps voice recognition so it drowns out other people’s voices during the dining experience and ambient noise” (P4)

Still, others speculated about future-oriented modalities, imagining Artificial Intelligence (AI)-based or even neural interfaces:

“I think the best case scenario would be that it would have...an AI interface...maybe they even have an electrode transmitting thoughts. And the robot is intuitive so when the person in the wheelchair thinks, ‘hand me my coffee,’ it does it.” (P4)

This framing emphasized flexibility: participants desired multiple pathways for interaction to accommodate changing abilities, fatigue, or situational constraints.

These findings echo the design principles presented in Nanavati et al. [58], where participants valued subtle modalities in the robot system, such as a button press, for their reliability and low intrusiveness, and raised concerns about voice commands disrupting social interactions. However, our speculative approach extended beyond concrete bite-initiation options to envision a broader ecology of multimodal interaction, including the robot being **adaptive and predictive**. This highlights a design frontier not addressed in Nanavati et al. [58]: rather than optimizing one or two modalities, future feeding systems may need to flexibly support a suite of input options that users and/or the robot can switch between depending on environment, mood, or physical needs.

5.1.2 Minimal and Unobtrusive Robot-to-User Communication. In contrast to expansive command options, participants emphasized that robot feedback should remain minimal and unobtrusive. One participant envisioned, *“just beep” (P6)*, illustrating how simple cues could convey status without disrupting social flow. Beeps, lights, or simple screen displays were preferred over verbose speech, which risked burdening conversations. Importantly, participants highlighted the need for **pre-action signaling** (e.g., a light or sound before the robot moves), framing it as a trust-building mechanism that prevents surprise and supports predictability. As one participant explained,

“Or maybe if there’s a red light like, a stop—like red, yellow, and green—so I know what it’s about to do.” (P4)

Such anticipatory cues were seen not just as functional indicators but as social reassurance, helping participants feel prepared for the robot’s actions.

In Nanavati’s et al.’s work that explored design principles [58], the authors discussed preferences for the robot resting poses and unobtrusive bite transfer and placed less emphasis on proactive robot signaling. Our participants’ focus on anticipatory cues suggests additional layers of trust-related design in robot-assisted feeding that have not yet been uncovered. Whereas findings from Nanavati

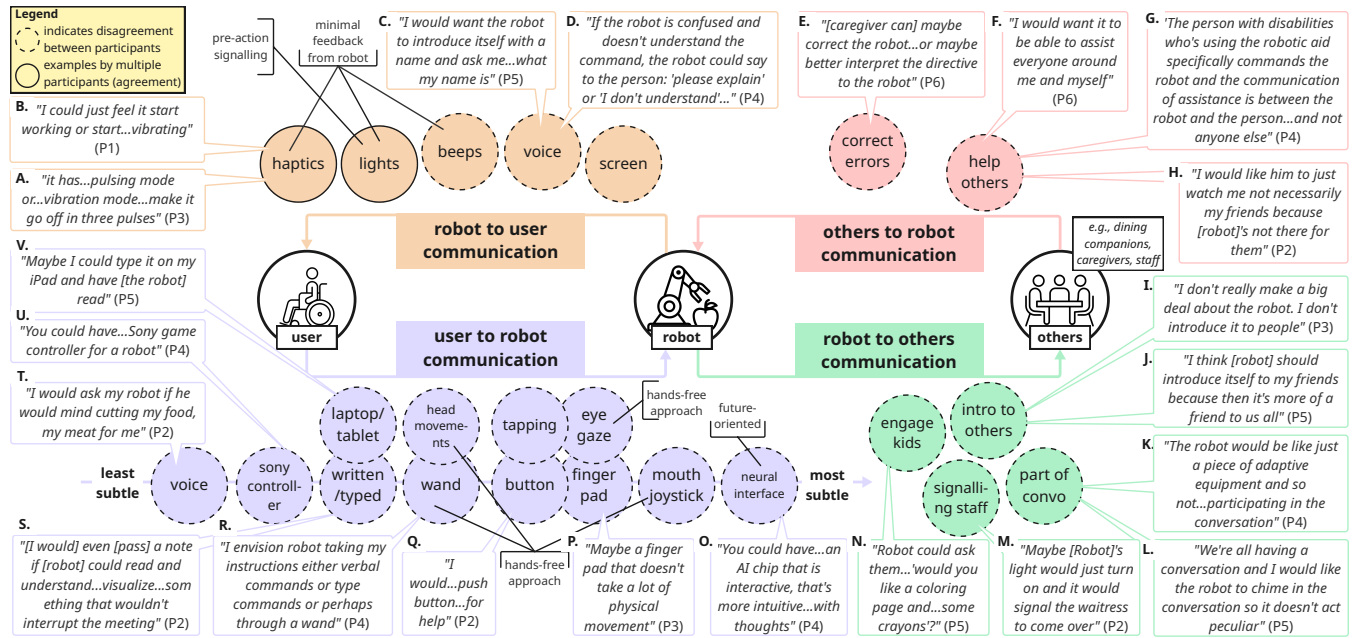


Figure 5: Participants' viewpoints on the Interaction Ecology in Robot-Assisted Social Dining described in Section 5.1. Further details can be seen in Table 2, 3, and 4 in Appendix B

et al. [58] were centered on avoiding error and ensuring subtlety of the robot system, our results stress the social reassurance that comes from transparency—users want to know not only *what* the robot is doing but also *when* it is about to act. For the successful deployment of robot systems, the complementary approach brought to light needs to be considered.

5.1.3 Communications Involving Others. Participants also extended interaction beyond the dyad of user-and-robot. Some envisioned **caregiver-robot teaming**, where caregivers could intervene or redirect the system when needed. This highlights that participants did not envision the robot as a replacement for caregivers, but rather as a collaborator working alongside them. As one participant described,

"I think the person who's disabled could directly give commands to the robot, but if there's an aide there and the robot makes a mistake, the aide could correct the robot or better interpret what the person meant, because the aide has a better understanding and history of that person's wants and needs." (P4)

Others considered the robot's role in relation to dining companions. Here, perspectives diverged: some wanted the robot to remain invisible in the social exchange, while others suggested that it should introduce itself or politely acknowledge companions, positioning the robot as a subtle but socially aware presence at the table. For example, one participant imagined,

"Maybe it could have a prerecorded little blurb—like a taped message—you press one or two, and it says: 'Hi, this is [robot's name].'" (P2)

Yet others envisioned the robot to be relational, engaging and contributing to conversations with the user and dining companions. This extends the work presented by Nanavati et al. [58], where participants emphasized caregiver-robot teamwork but did not explicitly consider how robots should manage their social presence with dining companions. Our speculative framing moves interaction design into the realm of **group dynamics**. The notion that a robot might acknowledge, converse with, or otherwise integrate into shared dining interactions broadens the design space from feeding mechanics to **social awareness**. This highlights a unique contribution of our study: situating assistive feeding robots not only as functional tools but also as actors embedded within the rituals of group dining.

5.2 Context-Sensitive Robot Behavior in Social Dining

This theme uncovered how participants view the robot's behavior. *Behavior* is defined as the way in which one *conducts* oneself to others [53]. In a broad sense, participants agree that they want the robot to **fade into the background**, something that has also been found in the study of Nanavati et al. [58]. However, regarding the broad robot behavior and robot movements, participants envision the robot being "gentle" and "delicate" (P6). Further, according to design canvases presented by Axelsson et al. [6], in the context of robots, specifically social robots, the idea of *robot behavior* can be defined under four tenets, which include *personality*, *social behavior*, *contextual awareness*, and *personalization*. Our findings are grouped into sub-themes inspired by these groupings and are described below. It is also summarized in Figure 6.

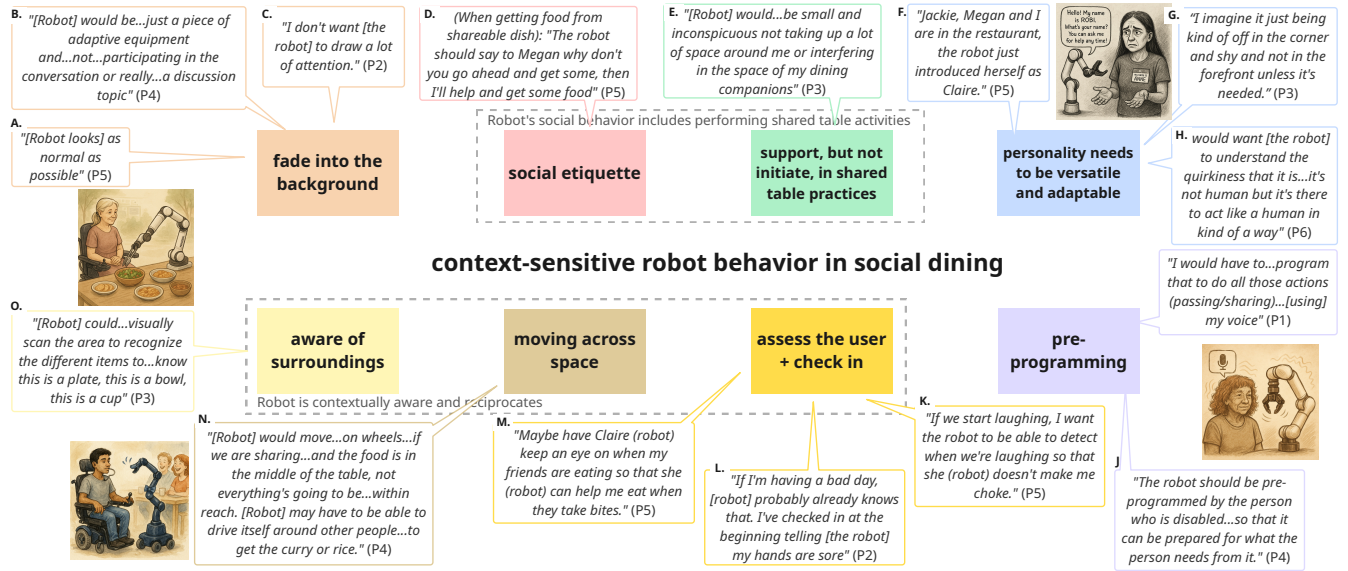


Figure 6: Participants' perspective on context-sensitive robot behavior in social dining was generally in agreement. The four images within this figure were created by the participants using SPEAK2SCENE, where each image captures some ideas. Further details can be seen in Appendix B.

5.2.1 Robot's Personality needs Adaptation. According to Merriam-Webster dictionary [54], *personality* is defined as the *characteristics* of an individual. Participants generally presented a wide spectrum of opinions on whether they see the robot as having a personality or not. As a participant detailed in one of the scenes,

"I would say thank you very much to my [robot] for helping and giving me a really nice evening out" (P2), portraying a bond, where the user expresses gratitude to the robot.

A few other participants directly mentioned that they don't see the robot having a personality. Participants also see the robot having *funny* or *quirky* personality without having features of a person. For instance, one participant mentioned,

"I would want it to be that kind of silly... does not compute kind of mentality... I don't want it to be person-like, because that would irritate me a bit" (P6)

Other participants mentioned that they would treat the robot as another individual with a name and gender at the table. There isn't a clear consensus as to what participants prefer when it comes to the robot's personality, but it is clear that the robot's **personality needs to be versatile and adaptable** based on the user.

5.2.2 Robot's Social Behavior Includes Performing Shared Table Practices. By *shared table practices*, we refer to coordinated social actions that occur around the dining table, encompassing both the passing of items (e.g., salt/pepper, napkins) and sharing food (e.g., serving food from a common plate, splitting portions). These practices are often both functional and social. Our results show that participants expected the robot to **support, but not initiate, in shared table practices**. For example, a participant described that the PwD

"using the robot aid could instruct the robot through whatever means to lift a glass to do the toast" (P4)

As seen in this example, the nuance in this idea of the robot helping in these shared activities but not engaging in them is that participants envision the robot as an extension of themselves. This suggests that they expect to have full "agency" to control the robot, a preference that seems to emerge as they see the robot as an extension of themselves and their body, enabling them to perform actions that they currently are unable to do. Further, participants expect the robot to be intelligent enough to be able to "lift a plate or reach across or maybe move around a person to get the curry" (P4). Participants want to feel independent in all realms of social dining and not just in the aspect of feeding. They also see the robot understanding the **social etiquette** to serve socially appropriate amounts of food onto one's own plate.

5.2.3 Robot is Contextually Aware and Reciprocates. Participants described that the robot needs to be well **aware of surroundings** and needs to understand the layout of the table setup effectively. They express the need to ensure that the robot can semantically understand the items on the table and their presence relative to the robot arm. For example, a participant explained that,

"if you have... soup and sandwich on the table at the same time, it's got to know where the bowl is versus where the sandwich on the plate is" (P3)

Context is not limited to the food items or tableware, but also may include the type of dining experience. For instance, participants picturing dining in a buffet-style restaurant described that the robot should:

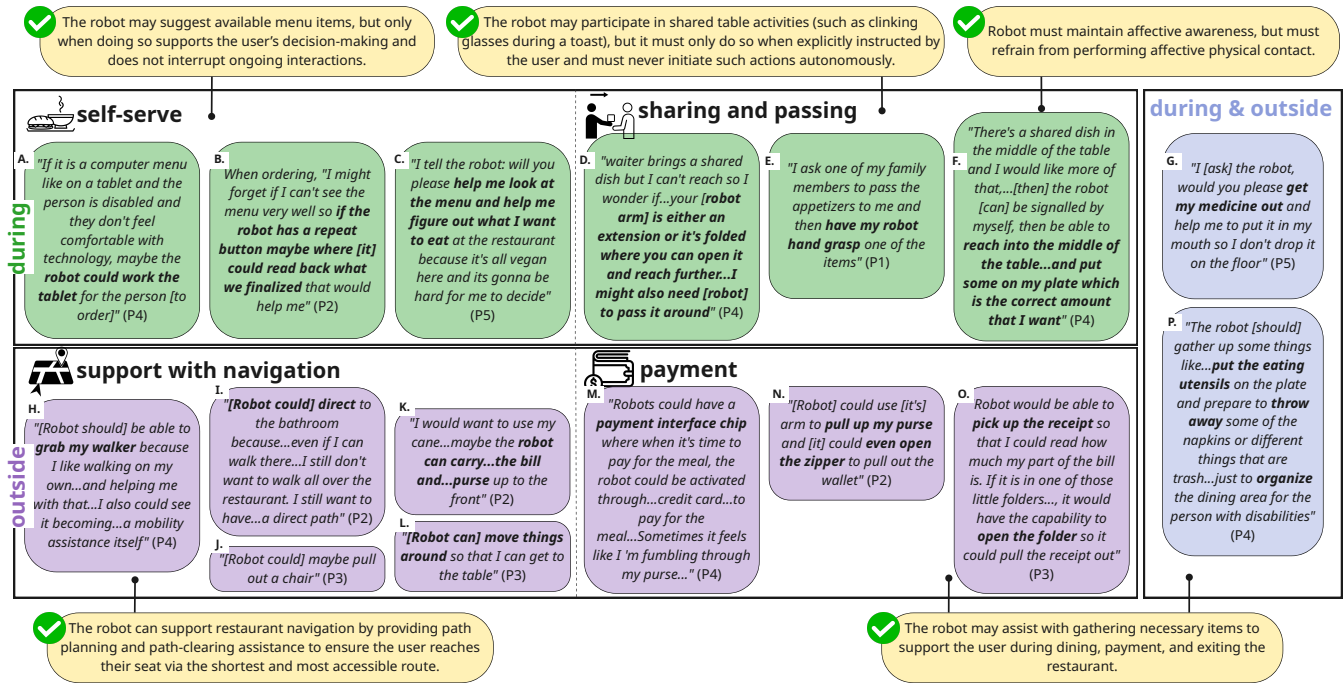


Figure 7: Participants' standpoints on robot role. Top row shows their perspectives on robot role **during mealtime** and bottom row shows their perspectives **outside of mealtime**. The right-most section shows the robot requirements that are applicable for **during and outside of mealtime**. Rules synthesizing “dos” and “don’ts” are captured in the yellow boxes on the borders. See Appendix B for additional details.

“be able to move across space and be mobile, which will help the person with disabilities obtain food or drink that they want in the dining scenario” (P4)

Thus, participants not only saw the robot moving in place to help with feeding and performing tasks on the table, but they also envisioned the robot **moving across space**, perhaps on wheels.

Participants expressed intent through multiple modes – a few are explicit and many are subtle. One participant explained that his dining companion(s) can sometimes:

“just tell when [he is] more fatigued... because [he is] not as excited in the conversations... or maybe [his] hand is getting a little more shaky” (P6)

Similarly, participants expected the robot also to be able to **assess the user and periodically**, yet not frequently, **check-in** with the user.

5.2.4 User-based Robot Learning is Essential. Participants emphasized the importance of the robot learning about their needs, and there was consensus that, in addition to adapting throughout the meal, the robot should also include an element of **pre-programming**, allowing the user to manually “show” it some of their preferences. One participant suggested incorporating a “teaching mode” within which they are able to “teach the robot” using multi-modal interaction (P3). When describing what the robot should learn, participants do not envision the robot learning anything about their disabilities,

but rather just understanding their needs and preferences. As one participant mentioned,

“I think that the robot shouldn't know...our disabilities” (P5), and another participant described that the robot “should learn how big to cut things so they are not too big...or too small” (P3)

Further, participants also suggested that the robot should learn their voice, especially if the interaction involved user voice input, to help separate their communication with the robot from that of other dining companions.

5.3 Robot Role During and Outside of Mealtime Assistance

As defined by the Merriam-Webster dictionary [55], *role* is a *function* performed. And, in the context of this theme, we explore the robot's *function* during and outside of mealtime. Authors of a Monolith [4], a piece of literature that is developed to help train people in restaurants/hospitality industries, mention the idea of ‘restaurant sequence of service’. Inspired by this idea, we defined ‘during mealtime’ to be stages where the diner would be placing an order, waiting for food, and eating/drinking. And, we defined ‘outside of mealtime’ to be stages where the diner would generally not be interacting with dishes or drinks. The results on the robot role are summarized in Figure 7.

5.3.1 During Mealtime. Participants described their needs from the robot during mealtime to be a wide spectrum, including needing robot help to **self-serve**, which can inherently make them feel more independent. An aspect of being able to serve oneself is the ability to order a dish independently, which entails the need to have access to a menu and place an order. A role that some participants see the robot playing is in helping them **place orders**, especially if the order placement procedure (i.e., reading a menu or using a tablet) is inaccessible to users due to their disability. As one participant described,

“the menus are on the table and sometimes hard to reach or they are slippery and they might fall...or someone’s having problems turning it over because there’s...food items on the front and the back that the robot could turn it over” (P4)

Furthermore, some participants mentioned the inaccessibility of a restaurant buffet and explained roles that the robot could play to help them feel independent and included. For instance, one of the participants mentioned:

“I’d like to be able to use my cane and have [robot] hold plates for me” (P2)

Echoing the popular adage, “sharing is caring”, several participants expected that the robot would also be able to help with **sharing and passing** of dishes, silverware, and other items during mealtime. One participant expressed that when her dining companion wants to try some food on her plate, she would “*instruct the robot to...pass [her] plate of food to the person so they can get some of it*” (P4). The role of the robot could be to serve as an extension to the user’s arm where, for instance, the robot “*could reach [the shared dish] for me and bring it closer*” (P2).

5.3.2 Outside of Mealtime. Participants outlined their broad needs from the robot outside of mealtime. While most participants agreed that they wished to be greeted by a human wait-staff with minimal social interaction with the robot, there was a variety of other expectations from the robot when PwD entered/exited the restaurant with their dining companions.

Some participants expected **support with navigation**, which can come in different forms for different people. As one participant mentioned,

“when the meal wraps up, how can I safely get out?” (P6).

This suggests that the participant wants the robot to not only anticipate an end to the dining experience, but also create a navigation plan to safely support them in exiting the restaurant. Additionally, participants see the robot helping them with carrying miscellaneous items (e.g., purse, carry-out box), which can be difficult for them to do if they are navigating a restaurant environment while also being disabled. In general, PwD prefer to plan their navigation routes ahead of time (especially if they use wheelchairs or walkers), and they expect the robot to play a role in helping them with that. As one participant mentioned, the robot could:

“pull out a chair or...move things around so that I can get to the table” (P3)

Participants outlined the robot’s role to also support with **payment**. More broadly, PwD might struggle with being able to retrieve their mode of payment either from their wallet or their purse, as

decreased mobility may make this process burdensome. As one participant expressed,

“I would get my wallet out and...I can’t exactly get my card out so...I could have the robot delicately be able to grab my card out and...pay at the table” (P6)

Another participant described a social component of the robot’s role by illustrating an example of her arguing with her dining companions over the person picking up the check. Humorously, the participant suggested that the “*robot chimes in and tells who gets to pay [and] the robot chooses me*” (P5).

5.4 Perceived User Relationship with the Robot

5.4.1 Human Agency in Robot Control. Participants mentioned they would prefer to have high-level control of the robot, making them feel independent. Further, they felt that having too much automation can be restrictive, even in instances of social dining, so striking a balance between automation and control is important.

5.4.2 Adaptability of Robot Appearance. According to the Merriam-Webster dictionary [52], *appearance* is defined as the outward *look*. As the saying goes, “beauty is in the eye of the beholder”, and while all participants agreed on the idea of the robot blending in, they held **diverse** and sometimes **contrasting views on robot embodiment, size, and color** (see Figure 8).

Some participants preferred for the robot to embody and act like a human, including having “*pretend food*” on the robot’s plate so “*that it looks like the robot is really eating*” (P5). One of the reasons for preferring this was that the robot would not stand out when among bystanders. Others preferred the robot to be a “*basic robot*” or a “*mechanical thing*” (P2). There were also participants who felt that the robot should have a non-human-like face, perhaps a screen, that could be a “*circle like...a smiley face...could have...eyes*” (P2).

Many users had opinions on the color and size of the robot. Because some users preferred the robot to simply blend in and not stand out, they wanted the robot to be “*black and not white*” (P3). As one participant mentioned,

“I want it to be small...so that it wouldn’t distract” (P1).

While some prefer the robot to have more neutral colors, some participants suggested that the robot should have “fun” colors. As described by a participant,

“I would not want it to look the stereotypical white/black robot...I kind of want it to have some color...make it look a little fun...have a bow tie (P6)

This shows that preferences for the robot’s appearance varied, with some participants desiring playful or colorful designs, while others favored more neutral and subtle appearances.

5.4.3 Who Owns the Robot? Participants had varying ideas regarding the robot’s ownership. Many participants considered the cost of the robot as a potential decision point. Some considered the robot to be a medical device, thereby seeing potential for insurance to cover the costs and enabling them to own the robot as a personal device. Others also mentioned hiring the robot “*just for the...outing*” (P2). A few others also saw the potential of restaurants owning them such that there is “*one arm per table*” (P6), thereby enhancing consistency of robot presence not just for PwD, but rather for any customer at




Figure 8: Speculative robot ideas by participants.

the restaurant. Some participants pointed out issues with the cleaning process, especially when the device is shared across diners (P3), highlighting the need to design robot-assisted social dining systems with hygiene at the forefront.

6 Discussion

While prior work, such as Nanavati et al. [58] and formative study in FEAST [36], identified the importance of user control, minimal communication, and unobtrusive assistance, these studies primarily focused on the dyad of robot and primary user. Our speculative PD approach extends this by examining the triad of primary user, robot, and dining companions, uncovering forms of social coordination that occur in shared dining environments.

Prior work emphasized the process of feeding only. However, our participants highlighted the importance of shared activities such as passing dishes, coordinating toasts, or supporting social rituals. This resonates with hospitality practices [4], where service quality is evaluated holistically. Participants additionally envisioned roles beyond feeding, including suggesting menu items, assisting with path-planning or clearing, and preparing for transitions such as paying or exiting the restaurant. These findings point towards the need for a mobile manipulator capable of supporting a suite of dining-related tasks, not solely feeding.

Prior work has also not extensively examined robot appearance or personality. Our study reveals that these elements are not aesthetic details but meaningful contributors to comfort, trust, and social fit. This is especially relevant since there is diversity in our participants' disabilities and social environments. Supporting interchangeable physical features and multiple personality profiles may therefore be essential for future systems.

Finally, our study considers questions about robot ownership and access. Participants expressed differing preferences for owning, renting, or borrowing assistive robots for dining experiences. While some assistive robots (e.g., Kinova [2]) are covered by insurance, participants noted that access remains limited. Broader availability through insurance, short-term rental models, or restaurant-provided robots could improve accessibility and reduce financial burden on individuals. We now discuss Design Implications stemming from this work that move forward the domain of socially assistive robots for feeding.

6.1 Design Implications for Robot-Assisted Social Dining as a *White Glove Service*

Our findings highlight that participants envision robot-assisted feeding not only as a functional interaction where the robot supports feeding, but as a service embedded within the broader experience of social dining – which we frame using the metaphor of *white glove service* [35], a hospitality concept that emphasizes: (1) anticipatory assistance, (2) discretion & privacy, (3) attention to detail, (4) personalization, and (5) seamless problem resolution. Applying this metaphor to assistive robotics helps articulate what “good service” means in highly social, interdependent dining contexts and extends prior work by shifting attention from the mechanics of feeding to the quality of being served.

6.1.1 Anticipatory Assistance. Participants preferred robots that could anticipate upcoming needs based on situational cues rather than repeated user commands. Anticipation did not imply full autonomy; instead, it involved identifying opportune moments for support. For example, preparing payment assistance as meal concludes or planning an accessible route when the user is ready to exit. Such timing was interpreted as socially aware and competent, particularly in socially dense settings where excessive prompting could be disruptive.

Design Implication: Robot-assisted social dining system should incorporate models for mealtime progression and social context to proactively, but not intrusively, initiate helpful actions.

6.1.2 Discretion & Privacy. Participants emphasized the importance of robots that provide attentive yet unobtrusive assistance. Desired interactions involved periodic check-ins that do not interrupt conversations and a general ability for the robot to “blend into the background”. Further, participants were not comfortable with robots inferring diagnostic information about their disability; instead preferred the robot to respond to observable symptoms of their disability or explicitly user-provided cues.

Design Implication: Robots should employ lightweight and low-interruption communication strategies and prioritize symptom-level sensing and privacy-preserving data practices.

6.1.3 Attention to Detail. Participants envisioned robots that are socially aware and capable of adapting to nuances of dining etiquette. This included serving appropriate portion sizes, recognizing turn-taking around shared dishes, and adjusting behaviors based on the social dynamics at the table (e.g., dining with work colleagues vs. with family). Such attention to detail places the robot as a socially competent, rather than a mere appliance.

Design Implication: Robots should integrate models of dining etiquette and tabletop social dynamics enabling moment-to-moment adaptation during shared activities.

6.1.4 Personalization. Personalization emerged as a valued dimension and it spanned interaction preferences, robot embodiment, and personality. Diversity in participant disability shaped varying expectations for robot form, size, visual appearance, and manner of interaction. Preferences for embodiment or personality were influenced not only by accessibility needs but also by users' social identities and comfort in public dining settings.

Design Implication: Robot-assisted social dining should support personalization across both software and hardware, such as adjustable appearance, adaptable interaction styles, and configurable personalities.

6.1.5 Seamless Problem Resolution. Participants expect robots to avoid mistakes where possible but to recover from errors without causing additional social burden. Many described scenarios where caregivers could team up with the robot to intervene as intermediaries, enabling quick resolution while maintaining the user's dignity and social flow.

Design Implication: Robot-assisted social dining systems should incorporate mechanisms for rapid hand-over to caregivers and support collaborations within the triad of user, robot, and caregiver personalities.

6.2 Reflection on Speculative Participatory Design Method using GenAI

Our Design Implications were facilitated by the usage of speculative PD with GenAI. There were both benefits and shortcomings to using GenAI as a tool for speculative PD. Some participants found value in SPEAK2SCENE because it made them feel hopeful and helped them think outside the box about how they envision the robot system. However, on the flip-side, the tool centered on instances where the generated images slightly misrepresented participants' abilities or assistive needs. While participants generally understood these limitations, hallucinated images could occasionally distract from the design conversation, though at times they also served as prompts that encouraged further creative thinking. Participant fatigue also appeared to play a role. Early in the study, participants were more motivated to engage in trial-and-error with the image generation process, but as the session progressed, they became less inclined to re-try generation attempts when mistakes occurred.

7 Limitations & Future Work

In this paper, our design sessions lasted 75-90 minutes, with some of them even extending beyond due to the needs of participants. While such sessions were extremely informative and provided rich insights, they can feel long despite breaks during the study. Future studies should aim to decrease the time spent. Additionally, as mentioned in Section 4, we predominantly used the storyboards created using SPEAK2SCENE for visual literacy, which refers to the capacity to treat the images as starting points for speculation. Exploring avenues to analyze visual storyboards with images created using

GenAI would be an interesting future approach. Moreover, our participants were all based in the United States and were primarily white (5 white/1 mixed) and female (5 female/1 male). Future work should expand to more diverse participant groups to ensure findings generalize across varied cultural and demographic contexts. Our participants were also only PwD, who are the primary users of the system, but engaging secondary users (e.g., caregivers, restaurant staff) would further add depth to our paper's conclusion and could provide complementary perspectives on how robot systems can adapt to broader social dining needs.

With the stated limitations, our findings remain crucial to the assistive robotics research field. Our main insight encourages designing robots for social dining that embody the principles of *white glove service* – supporting multimodal inputs and unobtrusive outputs, exhibiting contextually sensitive social behavior that prioritizes the user, expanding roles beyond feeding, and adapting to relationships at the dining table. These insights provide a foundation for future robot-assisted social dining systems to not only support the act of eating but the full experience of social dining.

Acknowledgments

GPT-4o helped with the grammar of this paper. All ideas and thoughts are original to the authors. Icons from the NounProject (<https://thenounproject.com/>) were used in Figures 2, 3, 5, 7: "Seat Passenger" by daniel solis sanchez; "Chair Top View", "Computer Top View" by Romain Bernard; "Laptop" by Nick Taras; "Microphone" by Smashing Stocks; "ask pictures" by corpus delicti; "Wheelchair Accessibility User" by Suncheli Project; "reflection" by Tom Ingebreetsen; "monitor" by Heztasia; "robotic arm" by Bernd Lakenbrink; "Meeting" by Good Wife; "Navigation" by Eskak; "Food" by Milky - Digital innovation; "exchange" by Hayashi Fumihiro; "robot arm" by Icon Queen. We thank our participants for sharing their time, perspectives, and experiences, as well as their caregivers for their support in making this research possible. We also thank the organizers of several disability organizations who invited us to attend events and engage with the community. We thank Dr. Long-Jing Hsu, Connor Williams, Francesca Cocchella, Grace Pan, and all members of Robot Studio for piloting our study and providing feedback on our paper. We thank Dr. Laura Murphy for help with piloting and Prof. Leia Stirling for help with IRB.

References

- [1] [n. d.]. Obi Feeding Robot. <https://meetobi.com/>. Accessed: 2025-08-26.
- [2] 2025. Kinova Gen3 Robots. <https://www.kinovarobotics.com/product/gen3-robots>. <https://www.kinovarobotics.com/product/gen3-robots> Accessed: 2025-09-02.
- [3] Stephanie Arevalo Arboleda, Max Pascher, Annalies Baumeister, Barbara Klein, and Jens Gerken. 2021. Reflecting upon Participatory Design in Human-Robot Collaboration for People with Motor Disabilities: Challenges and Lessons Learned from Three Multiyear Projects. In *Proceedings of the 14th Pervasive Technologies Related to Assistive Environments Conference (Corfu, Greece) (PETRA '21)*. Association for Computing Machinery, New York, NY, USA, 147–155. doi:10.1145/3453892.3458044
- [4] Archer Armada and Marichu Armada. 2023. Proper Sequence of Serving Food and Beverage in a Restaurant: A Monograph. doi:10.2139/ssrn.4479488 Available at SSRN.
- [5] Alex Atcheson, Omar Khan, Brian Siemann, Anika Jain, and Karrie Karahalios. 2025. "I'd Never Actually Realized How Big An Impact It Had Until Now": Perspectives of University Students with Disabilities on Generative Artificial Intelligence. In *Proceedings of the 2025 CHI Conference on Human Factors in Computing Systems (CHI '25)*. Association for Computing Machinery, New York, NY, USA, 1–22. doi:10.1145/3706598.3714121

- [6] Minja Axelsson, Raquel Oliveira, Mattia Racca, and Ville Kyrki. 2021. Social Robot Co-Design Canvases: A Participatory Design Framework. *J. Hum.-Robot Interact.* 11, 1, Article 3 (Oct. 2021), 39 pages. doi:10.1145/3472225
- [7] Shiri Azenkot, Catherine Feng, and Maya Cakmak. 2016. Enabling building service robots to guide blind people a participatory design approach. In *2016 11th ACM/IEEE International Conference on Human-Robot Interaction (HRI)*. 3–10. doi:10.1109/HRI.2016.7451727
- [8] Jeffrey Bardzell and Shaowen Bardzell. 2013. What is "critical" about critical design?. In *Proceedings of the SIGCHI Conference on Human Factors in Computing Systems* (Paris, France) (CHI '13). Association for Computing Machinery, New York, NY, USA, 3297–3306. doi:10.1145/2470654.2466451
- [9] Jenay M. Beer, Cory-Ann Smarr, Tiffany L. Chen, Akanksha Prakash, Tracy L. Mitzner, Charles C. Kemp, and Wendy A. Rogers. 2012. The domesticated robot: design guidelines for assisting older adults to age in place. In *Proceedings of the Seventh Annual ACM/IEEE International Conference on Human-Robot Interaction* (Boston, Massachusetts, USA) (HRI '12). Association for Computing Machinery, New York, NY, USA, 335–342. doi:10.1145/2157689.2157806
- [10] Suneel Belkale, Ethan K. Gordon, Yuxiao Chen, Siddhartha Srinivasa, Tapomayukh Bhattacharjee, and Dorsa Sadigh. 2022. Balancing Efficiency and Comfort in Robot-Assisted Bite Transfer. In *2022 International Conference on Robotics and Automation (ICRA)* (Philadelphia, PA, USA). IEEE Press, 4757–4763. doi:10.1109/ICRA46639.2022.9812332
- [11] Tapomayukh Bhattacharjee, Maria E. Cabrera, Anat Caspi, Maya Cakmak, and Siddhartha S. Srinivasa. 2019. A Community-Centered Design Framework for Robot-Assisted Feeding Systems. In *Proceedings of the 21st International ACM SIGACCESS Conference on Computers and Accessibility* (Pittsburgh, PA, USA) (ASSETS '19). Association for Computing Machinery, New York, NY, USA, 482–494. doi:10.1145/3308561.3353803
- [12] Tapomayukh Bhattacharjee, Ethan K. Gordon, Rosario Scalise, Maria E. Cabrera, Anat Caspi, Maya Cakmak, and Siddhartha S. Srinivasa. 2020. Is More Autonomy Always Better? Exploring Preferences of Users with Mobility Impairments in Robot-assisted Feeding. In *Proceedings of the 2020 ACM/IEEE International Conference on Human-Robot Interaction (HRI '20)*. Association for Computing Machinery, New York, NY, USA, 181–190. doi:10.1145/3319502.3374818
- [13] Tapomayukh Bhattacharjee, Gilwoo Lee, Hanjun Song, and Siddhartha S. Srinivasa. 2019. Towards Robotic Feeding: Role of Haptics in Fork-Based Food Manipulation. *IEEE Robotics and Automation Letters* 4, 2 (2019), 1485–1492. doi:10.1109/LRA.2019.2894592
- [14] Virginia Braun and Victoria Clarke. 2006. Using thematic analysis in psychology. *Qualitative Research in Psychology* 3, 2 (Jan. 2006), 77–101. doi:10.1191/1478088706qp0630a
- [15] Virginia Braun and Victoria Clarke. 2021. To saturate or not to saturate? Questioning data saturation as a useful concept for thematic analysis and sample-size rationales. *Qualitative Research in Sport, Exercise and Health* 13, 2 (March 2021), 201–216. doi:10.1080/2159676X.2019.1704846
- [16] Derya Ozelik Buskermolen and Jacques Terken. 2012. Co-constructing stories: a participatory design technique to elicit in-depth user feedback and suggestions about design concepts. In *Proceedings of the 12th Participatory Design Conference: Exploratory Papers, Workshop Descriptions, Industry Cases - Volume 2* (Roskilde, Denmark) (PDC '12). Association for Computing Machinery, New York, NY, USA, 33–36. doi:10.1145/2348144.2348156
- [17] Leonard Bärmann, Rainer Kartmann, Fabian Peller-Konrad, Jan Niehues, Alex Waibel, and Tamim Asfour. 2024. Incremental learning of humanoid robot behavior from natural interaction and large language models. *Frontiers in Robotics and AI* 11 (Oct. 2024). doi:10.3389/frobt.2024.1455375
- [18] Alexandre Candeias, Travers Rhodes, Manuel Marques, Jo P. ao Costeira, and Manuela Veloso. 2018. Vision Augmented Robot Feeding. In *Proceedings of the European Conference on Computer Vision (ECCV) Workshops*.
- [19] Changhe Chen, Xiaohao Xu, Xiangdong Wang, and Xiaonan Huang. 2025. Large Language Models as Natural Selector for Embodied Soft Robot Design. arXiv:2503.02249 [cs.RO] <https://arxiv.org/abs/2503.02249>
- [20] Ruth Cross and Louise Warwick-Booth. 2016. Using storyboards in participatory research. *Nurse Researcher* 23, 3 (2016), 8. doi:10.7748/NR.23.3.8.S3
- [21] Ruth Cross and Louise Warwick-Booth. 2016. Using storyboards in participatory research. *Nurse Researcher* 23, 3 (Jan. 2016), 8–12. doi:10.7748/nr.23.3.8.s3
- [22] Audrey Desjardins, Cayla Key, Heidi R. Biggs, and Kelsey Aschenbeck. 2019. Bespoke Booklets: A Method for Situated Co-Speculation. In *Proceedings of the 2019 on Designing Interactive Systems Conference* (San Diego, CA, USA) (DIS '19). Association for Computing Machinery, New York, NY, USA, 697–709. doi:10.1145/3322276.3322311
- [23] Audrey Desjardins, Jeremy E. Viny, Cayla Key, and Nouela Johnston. 2019. Alternative Avenues for IoT: Designing with Non-Stereotypical Homes. In *Proceedings of the 2019 CHI Conference on Human Factors in Computing Systems* (Glasgow, Scotland UK) (CHI '19). Association for Computing Machinery, New York, NY, USA, 1–13. doi:10.1145/3290605.3300581
- [24] Michaël Dubé, Thierry Laliberté, Véronique Flamand, François Routhier, and Alexandre Campeau-Lecours. 2020. Mechanical Design Improvement of a Passive Device to Assist Eating in People Living with Movement Disorders. arXiv:2010.06752 (Oct. 2020). doi:10.48550/arXiv.2010.06752 arXiv:2010.06752 [cs].
- [25] Facebook Open Source. 2025. React – A JavaScript library for building user interfaces. <https://react.dev/>. Accessed: July 25, 2025.
- [26] Qinyuan Fang, Maria Kyrarini, Danijela Ristic-Durrant, and Axel Gräser. 2018. RGB-D Camera based 3D Human Mouth Detection and Tracking Towards Robotic Feeding Assistance. In *Proceedings of the 11th Pervasive Technologies Related to Assistive Environments Conference* (Corfu, Greece) (PETRA '18). Association for Computing Machinery, New York, NY, USA, 391–396. doi:10.1145/3197768.3201576
- [27] Ryan Feng, Youngsun Kim, Gilwoo Lee, Ethan K. Gordon, Matt Schmittle, Shiv-aurum Kumar, Tapomayukh Bhattacharjee, and Siddhartha S. Srinivasa. 2019. Robot-Assisted Feeding: Generalizing Skewering Strategies across Food Items on a Realistic Plate. arXiv:1906.02350 [cs.RO] <https://arxiv.org/abs/1906.02350>
- [28] Daniel Gallenberger, Tapomayukh Bhattacharjee, Youngsun Kim, and Siddhartha S. Srinivasa. 2019. Transfer Depends on Acquisition: Analyzing Manipulation Strategies for Robotic Feeding. In *2019 14th ACM/IEEE International Conference on Human-Robot Interaction (HRI)*. 267–276. doi:10.1109/HRI.2019.8673309
- [29] Andrew Goldberg, Kavish Kondap, Tianshuang Qiu, Zehan Ma, Letian Fu, Justin Kerr, Huang Huang, Kaiyuan Chen, Kuan Fang, and Ken Goldberg. 2024. BloxNet: Generative Design-for-Robot-Assembly Using VLM Supervision, Physics Simulation, and a Robot with Reset. arXiv:2409.17126 [cs.RO] <https://arxiv.org/abs/2409.17126>
- [30] Google. 2025. Firebase. <https://firebase.google.com/>
- [31] Ethan K. Gordon, Rajat Kumar Jenamani, Amal Nanavati, Ziang Liu, Daniel Stabile, Xilai Dai, Tapomayukh Bhattacharjee, Tyler Schrenk, Jonathan Ko, Haya Bolotski, Raida Karim, Atharva Kashyap, Bernie Hao Zhu, Taylor Kessler Faulkner, and Siddhartha S. Srinivasa. 2024. An Adaptable, Safe, and Portable Robot-Assisted Feeding System. In *Companion of the 2024 ACM/IEEE International Conference on Human-Robot Interaction* (Boulder, CO, USA) (HRI '24). Association for Computing Machinery, New York, NY, USA, 74–76. doi:10.1145/3610978.3641085
- [32] Ethan K. Gordon, Xiang Meng, Tapomayukh Bhattacharjee, Matt Barnes, and Siddhartha S. Srinivasa. 2020. Adaptive Robot-Assisted Feeding: An Online Learning Framework for Acquiring Previously Unseen Food Items. In *2020 IEEE/RSJ International Conference on Intelligent Robots and Systems (IROS)* (Las Vegas, NV, USA). IEEE Press, 9659–9666. doi:10.1109/IROS45743.2020.9341359
- [33] Ethan Kroll Gordon, Amal Nanavati, Ramya Challa, Bernie Hao Zhu, Taylor Annette Kessler Faulkner, and Siddhartha Srinivasa. 2023. Towards General Single-Utensil Food Acquisition with Human-Informed Actions. In *Proceedings of the 7th Conference on Robot Learning (Proceedings of Machine Learning Research, Vol. 229)*, Jie Tan, Marc Toussaint, and Kourosh Darvish (Eds.). PMLR, 2414–2428. <https://proceedings.mlr.press/v229/gordon23a.html>
- [34] Anisha Gunjal, Jihan Yin, and Erhan Bas. 2024. Detecting and preventing hallucinations in large vision language models. In *Proceedings of the AAAI Conference on Artificial Intelligence*, Vol. 38. 18135–18143.
- [35] Sam Hilton. 2025. White Glove Service: The Gold Standard of Luxury in the Hotel Industry. LinkedIn. <https://www.linkedin.com/pulse/white-glove-service-gold-standard-luxury-hotel-industry-sam-hilton-xrube/>
- [36] Rajat Kumar Jenamani, Tom Silver, Ben Dodson, Shiqin Tong, Anthony Song, Yuting Yang, Ziang Liu, Benjamin Howe, Aimee Whitneck, and Tapomayukh Bhattacharjee. 2025. FEAST: A Flexible Mealtime-Assistance System Towards In-the-Wild Personalization. arXiv:2506.14968 [cs.RO] <https://arxiv.org/abs/2506.14968>
- [37] Rajat Kumar Jenamani, Daniel Stabile, Ziang Liu, Abrar Anwar, Katherine Dimitropoulou, and Tapomayukh Bhattacharjee. 2024. Feel the Bite: Robot-Assisted Inside-Mouth Bite Transfer using Robust Mouth Perception and Physical Interaction-Aware Control. In *Proceedings of the 2024 ACM/IEEE International Conference on Human-Robot Interaction* (Boulder, CO, USA) (HRI '24). Association for Computing Machinery, New York, NY, USA, 313–322. doi:10.1145/3610977.3634975
- [38] Rajat Kumar Jenamani, Priya Sundaresan, Maram Sakr, Tapomayukh Bhattacharjee, and Dorsa Sadigh. 2024. FLAIR: Feeding via Long-horizon Acquisition of Realistic dishes. arXiv:2407.07561 [cs.RO] <https://arxiv.org/abs/2407.07561>
- [39] Yunfan Jiang, Agrim Gupta, Zichen Zhang, Guanzhi Wang, Yongqiang Dou, Yanjun Chen, Li Fei-Fei, Anima Anandkumar, Yuke Zhu, and Linxi Fan. 2023. VIMA: General Robot Manipulation with Multimodal Prompts. In *Fortieth International Conference on Machine Learning*.
- [40] Maya N. Keely, Heramb Nemlekar, and Dylan P. Losey. 2024. Kiri-Spoon: A Soft Shape-Changing Utensil for Robot-Assisted Feeding. arXiv:2403.05784 [cs.RO] <https://arxiv.org/abs/2403.05784>
- [41] Muhammad Haris Khan, Artyom Myshlyayev, Artem Lykov, Miguel Altamirano Cabrera, and Dzmitry Tsetserukou. 2025. Evolution 6.0: Evolving Robotic Capabilities Through Generative Design. <https://arxiv.org/abs/2502.17034v4>
- [42] Hee Rin Lee and Laurel D. Riek. 2018. Reframing Assistive Robots to Promote Successful Aging. *ACM Transactions on Human-Robot Interaction* 7, 1 (May 2018), 1–23. doi:10.1145/3203303
- [43] Hee Rin Lee, JaYoung Sung, Selma Šabanović, and Joenghye Han. 2012. Cultural design of domestic robots: A study of user expectations in Korea and the United

- States. In *2012 IEEE RO-MAN: The 21st IEEE International Symposium on Robot and Human Interactive Communication*. IEEE, 803–808. doi:10.1109/ROMAN.2012.6343850
- [44] Hee Rin Lee, Selma Šabanović, and Sonya S. Kwak. 2017. Collaborative Map Making: A Reflexive Method for Understanding Matters of Concern in Design Research. In *Proceedings of the 2017 CHI Conference on Human Factors in Computing Systems* (Denver, Colorado, USA) (CHI '17). Association for Computing Machinery, New York, NY, USA, 5678–5689. doi:10.1145/3025453.3025535
- [45] Hee Rin Lee, Selma Šabanovic, and Erik Stolterman. 2014. Stay on the boundary: artifact analysis exploring researcher and user framing of robot design. In *Proceedings of the SIGCHI Conference on Human Factors in Computing Systems* (Toronto, Ontario, Canada) (CHI '14). Association for Computing Machinery, New York, NY, USA, 1471–1474. doi:10.1145/2556288.2557395
- [46] Yifan Li, Yifan Du, Kun Zhou, Jinpeng Wang, Xin Zhao, and Ji-Rong Wen. 2023. Evaluating Object Hallucination in Large Vision-Language Models. In *Proceedings of the 2023 Conference on Empirical Methods in Natural Language Processing*, Houda Bouamor, Juan Pino, and Kalika Bali (Eds.). Association for Computational Linguistics, Singapore, 292–305. doi:10.18653/v1/2023.emnlp-main.20
- [47] Fei Liu, Zhi Li, and Mingyue Hu. 2025. Robot-assisted feeding: A systematic review and future prospects. *Technology and Health Care* 0, 0 (2025), 09287329251342392. doi:10.1177/09287329251342392 PMID: 40420826.
- [48] Rui Liu, Amisha Bhaskar, and Pratap Tokekar. 2024. Adaptive Visual Imitation Learning for Robotic Assisted Feeding Across Varied Bowl Configurations and Food Types. arXiv:2403.12891 [cs.RO] <https://arxiv.org/abs/2403.12891>
- [49] Sara Ljungblad. 2023. Applying “Designerly Framing” to Understand Assisted Feeding as Social Aesthetic Bodily Experiences. *J. Hum.-Robot Interact.* 12, 2, Article 25 (April 2023), 23 pages. doi:10.1145/3583742
- [50] Kirsti Malterud, Volkert Dirk Siersma, and Ann Dorrit Guassora. 2016. Sample Size in Qualitative Interview Studies: Guided by Information Power. *Qualitative Health Research* 26, 13 (Nov. 2016), 1753–1760. doi:10.1177/1049732315617444
- [51] Deana Mcdonagh, , and Ian Storer. 2004. Mood Boards as a Design Catalyst and Resource: Researching an Under-Researched Area. *The Design Journal* 7, 3 (Nov. 2004), 16–31. doi:10.2752/146069204789338424
- [52] Merriam-Webster. —. Appearance. <https://www.merriam-webster.com/dictionary/appearance> Accessed 21 Aug. 2025.
- [53] Merriam-Webster. —. Behavior. <https://www.merriam-webster.com/dictionary/behavior> Accessed 21 Aug. 2025.
- [54] Merriam-Webster. —. Personality. <https://www.merriam-webster.com/dictionary/personality> Accessed 21 Aug. 2025.
- [55] Merriam-Webster. —. Role. <https://www.merriam-webster.com/dictionary/role> Accessed 21 Aug. 2025.
- [56] Tamanna Motahar, Md. Fahim Farden, Dibya Prokash Sarkar, Md. Atiqul Islam, Maria E. Cabrera, and Maya Cakmak. 2019. SHEBA: A Low-Cost Assistive Robot for Older Adults in the Developing World. In *2019 28th IEEE International Conference on Robot and Human Interactive Communication (RO-MAN)*. 1–8. doi:10.1109/RO-MAN.2019.8956402
- [57] Dave Murray-Rust, Maria Luce Lupetti, Alessandro Ianniello, Matt Gorbet, Aadjan Van Der Helm, Liliane Filthaut, Adrian Chiu, and Philip Beesley. 2024. Spatial Robotic Experiences as a Ground for Future HRI Speculations. In *Companion of the 2024 ACM/IEEE International Conference on Human-Robot Interaction* (Boulder, CO, USA) (HRI '24). Association for Computing Machinery, New York, NY, USA, 57–70. doi:10.1145/3610978.3640793
- [58] Amal Nanavati, Patricia Alves-Oliveira, Tyler Schrenk, Ethan K. Gordon, Maya Cakmak, and Siddhartha S. Srinivasa. 2023. Design Principles for Robot-Assisted Feeding in Social Contexts. In *Proceedings of the 2023 ACM/IEEE International Conference on Human-Robot Interaction*. ACM, Stockholm Sweden, 24–33. doi:10.1145/3568162.3576988
- [59] Amal Nanavati, Ethan K. Gordon, Taylor A. Kessler Faulkner, Yuxin (Ray) Song, Jonathan Ko, Tyler Schrenk, Vy Nguyen, Bernie Hao Zhu, Haya Bolotski, Atharva Kashyap, Sriram Kutty, Raida Karim, Liander Rainbolt, Rosario Scalise, Hanjun Song, Ramon Qu, Maya Cakmak, and Siddhartha S. Srinivasa. 2025. Lessons Learned from Designing and Evaluating a Robot-assisted Feeding System for Out-of-lab Use. In *Proceedings of the 2025 ACM/IEEE International Conference on Human-Robot Interaction* (Melbourne, Australia) (HRI '25). IEEE Press, <https://dl.acm.org/doi/10.5555/3721488.3721574>, 696–707.
- [60] Jan Ondras, Abrar Anwar, Tong Wu, Fanjun Bu, Malte Jung, Jorge Jose Ortiz, and Tapomayukh Bhattacharjee. 2023. Human-Robot Commensality: Bite Timing Prediction for Robot-Assisted Feeding in Groups. In *Proceedings of The 6th Conference on Robot Learning (Proceedings of Machine Learning Research, Vol. 205)*, Karen Liu, Dana Kulic, and Jeff Ichnowski (Eds.). PMLR, <https://proceedings.mlr.press/v205/ondras23a.html>, 921–933.
- [61] OpenAI. 2025. Image generated by GPT-Image-1. Prompt: “Describe the setting for a fantasy adventure, a bustling city built into a giant tree, with unique shops and characters.”. <https://openai.com/gpt-image-1> Accessed: July 25, 2025.
- [62] Akhil Padmanabha, Jessie Yuan, Janavi Gupta, Zulekha Karachiwalla, Carmel Majidi, Henny Admoni, and Zackory Erickson. 2024. VoicePilot: Harnessing LLMs as Speech Interfaces for Physically Assistive Robots. In *Proceedings of the 37th Annual ACM Symposium on User Interface Software and Technology (UIST '24)*. Association for Computing Machinery, New York, NY, USA, 1–18. doi:10.1145/3654777.3676401
- [63] Daehyung Park, Yuuna Hoshi, Harshal P. Mahajan, Ho Keun Kim, Zackory Erickson, Wendy A. Rogers, and Charles C. Kemp. 2020. Active robot-assisted feeding with a general-purpose mobile manipulator: Design, evaluation, and lessons learned. *Robotics and Autonomous Systems* 124 (Feb. 2020), 103344. doi:10.1016/j.robot.2019.103344
- [64] Charlie Parker, Sam Scott, and Alistair Geddes. 2025. *Snowball Sampling*. SAGE Publications Ltd, London. doi:10.4135/9781526421036831710
- [65] Chamika Janith Perera, Thilina Dulantha Lalitharatne, and Kazuo Kiguchi. 2017. EEG-controlled meal assistance robot with camera-based automatic mouth position tracking and mouth open detection. In *2017 IEEE International Conference on Robotics and Automation (ICRA)*. 1760–1765. doi:10.1109/ICRA.2017.7989208
- [66] react-speech-recognition Maintainers. 2025. react-speech-recognition. <https://www.npmjs.com/package/react-speech-recognition>. Version 4.0.1, published 4 months ago.
- [67] G. Pradeep Reddy, Y. V. Pavan Kumar, and K. Purna Prakash. 2024. Hallucinations in Large Language Models (LLMs). In *2024 IEEE Open Conference of Electrical, Electronic and Information Sciences (eStream)*. 1–6. doi:10.1109/eStream61684.2024.10542617
- [68] Travers Rhodes and Manuela Veloso. 2018. Robot-driven Trajectory Improvement for Feeding Tasks. In *2018 IEEE/RSJ International Conference on Intelligent Robots and Systems (IROS)*. 2991–2996. doi:10.1109/IROS.2018.8593525
- [69] Jacob Rodda, Charlie Ranscombe, and Blair Kuys. 2022. A method to explore strategies to communicate user experience through storyboards: an automotive design case study. *Artificial Intelligence for Engineering Design, Analysis and Manufacturing* 36 (2022), e16. doi:10.1017/S0890060421000287
- [70] Sebastian Schröer, Ingo Killmann, Barbara Frank, Martin Völker, Lukas Fiederer, Tonio Ball, and Wolfram Burgard. 2015. An autonomous robotic assistant for drinking. In *2015 IEEE International Conference on Robotics and Automation (ICRA)*. 6482–6487. doi:10.1109/ICRA.2015.7140110
- [71] Katie Seaborn, Eduard Fosch-Villaronga, Anton Fedosov, and Ge Rikaku Li. 2025. My Body, My Exoskeleton: Co-Designing Intersectional Visions of Robotic Augmentations through Drawings. *International Journal of Social Robotics* (June 2025). doi:10.1007/s12369-025-01252-3
- [72] Lorenzo Shaikewitz, Yilin Wu, Suneel Belkhale, Jennifer Grannen, Priya Sundaresan, and Dorsa Sadigh. 2023. In-Mouth Robotic Bite Transfer with Visual and Haptic Sensing. arXiv:2211.12705 [cs.RO] <https://arxiv.org/abs/2211.12705>
- [73] Won-Kyung Song and Jongbae Kim. 2012. Novel assistive robot for self-feeding. *Robotic Systems-Applications, Control and Programming* (2012), 43–60.
- [74] Won-Kyung Song, Won-Jin Song, Yale Kim, and Jongbae Kim. 2013. Usability test of KNRC self-feeding robot. In *2013 IEEE 13th International Conference on Rehabilitation Robotics (ICORR)*. 1–5. doi:10.1109/ICORR.2013.6650501
- [75] Katta Spiel. 2022. Transreal tracing: Queer-feminist speculations on disabled technologies. *Feminist Theory* 23, 2 (April 2022), 247–265. doi:10.1177/14647001221082299
- [76] Priya Sundaresan, Suneel Belkhale, and Dorsa Sadigh. 2022. Learning Visuo-Haptic Skewering Strategies for Robot-Assisted Feeding.. In *CoRL*. 332–341.
- [77] Ada V. Taylor, Roman Kaufman, Michael Huang, and Henny Admoni. 2022. Group Activity Recognition in Restaurants to Address Underlying Needs: A Case Study. In *2022 31st IEEE International Conference on Robot and Human Interactive Communication (RO-MAN)*. IEEE, <https://ieeexplore.ieee.org/document/9900691>, 236–243. doi:10.1109/RO-MAN53752.2022.9900691
- [78] VERBI Software. Consult. Sozialforschung GmbH. 2025. *MAXQDA: Software for Qualitative Data Analysis*. <https://www.maxqda.com/>
- [79] Katie Winkle. 2025. Robots from Nowhere: A Case Study in Speculative Sociotechnical Design and Design Fiction for Human-Robot Interaction. In *Proceedings of the 2025 ACM/IEEE International Conference on Human-Robot Interaction (HRI '25)*. IEEE Press, Melbourne, Australia, 1152–1165.
- [80] Susan Yelavich. 2015. Speculative Everything: Design, Fiction, and Social Dreaming. *Journal of Design History* 28, 2 (April 2015), 214–215. doi:10.1093/jdh/epv001
- [81] Rachel Young, Karen Sage, David Broom, Andrew Hext, and Christine Smith. 2022. Effective use of storyboarding as a co-design method to enhance power assisted exercise equipment for people with stroke. *Design for Health* (In-press) (3 Aug. 2022), (In-press). doi:10.1080/24735132.2022.2101257 This is an Open Access article distributed under the terms of the Creative Commons Attribution-NonCommercial-NoDerivatives License (<http://creativecommons.org/licenses/by-nc-nd/4.0/>), which permits non-commercial re-use, distribution, and reproduction in any medium, provided the original work is properly cited, and is not altered, transformed, or built upon in any way.
- [82] Rachel Young, Karen Sage, David Broom, Andrew Hext, and Christine Smith. 2022. Effective use of storyboarding as a co-design method to enhance power assisted exercise equipment for people with stroke. *Design for Health* 6, 2 (May 2022), 244–275. doi:10.1080/24735132.2022.2101257
- [83] Xinxin Yu, Saiful Hasley Ramli, Habibah Abdul Hamid, Noris Mohd Norowi, Siti Suhaily Surip, Ziming Li, Donggui You, Ganfeng Yu, and Qingqing Chu.

2025. Visualizing user demands through storyboarding in the mHealth app development for pregnant women: a conceptual framework. *mHealth* 11, 0 (2025). <https://mhealth.amegroups.org/article/view/135588>

- [84] Li Zhang. 2022. Imaginary ethics: The morality of fictional aesthetics in speculative design. *The Design Journal* 25, 3 (2022), 317–333. doi:10.1080/14606925.2022.2058442
- [85] Songchen Zhou, Mark Armstrong, Giulia Barbareschi, Toshihiro Ajioka, Zheng Hu, Ryoichi Ando, Kentaro Yoshifuji, Masatane Muto, and Kouta Minamizawa. 2025. Augmented Body Communicator: Enhancing daily body expression for people with upper limb limitations through LLM and a robotic arm. arXiv:2505.05832 [cs.HC] <https://arxiv.org/abs/2505.05832>

Appendices

A Prompt Engineering for SPEAK2SCENE

In addition to capturing participants' ideas, we engineered the prompts to include two features: (1) participant's avatar, and (2) an image of Kinova Gen 3 [2]. Information about the necessities of these features are explained in Section 3.3.2. The prompt we engineered is included below:

A.1 Prompt to generate an avatar:

Generate a photorealistic image based on the following description: <self-description by participant>

And, the generated photorealistic image based on self-description by the participant is converted to a sketch/brush-based illustration using the following prompt:

Use sketchy, brush-based illustration techniques, like a concept to generate an avatar or character for the following prompt: <prompt>

The <prompt> will be a text-based description of the photorealistic image created of the participant's self-description. The prompt to convert the photorealistic image to text is the following:

Based on the provided image, generate a detailed and objective description of the character. Include physical attributes, clothing and appearance, any assistive or mobility features the character may use, and notable facial expressions or body language that might hint at their personality or emotional state. Do not attempt to identify or name the character—focus solely on descriptive analysis.

A.2 Prompt to generate scenes for the storyboard:

Description of the Kinova [2] is provided as the following text:

The robot is a Kinova robotic arm that is lightweight, assistive manipulator designed for close human interaction. It features six or seven degrees of freedom with smooth and articulated joints, allowing for versatile object manipulation. Commonly used in assistive technology, it can be mounted on wide variety of platforms (e.g., wheelchair, table, tripod

stand, etc.) to help users with tasks like eating, grabbing objects, or performing personal care. Its safe, low-force design and compatibility with various control interfaces (e.g., joystick, sip-and-puff, or voice commands) make it ideal for individuals with limited mobility.

An image of the robot arm is also provided which is then converted into text-based description.

Based on the provided robot image, provide a brief description of the embodiment of the robot. Capture all the details such that I can replicate the image without ever looking at the image.

To generate the scene, we provide the participant's self-description, participant's description based on the photorealistic image, robot's physical description, and robot's image description from above. This gets combined with the new prompt/scene description that the participant provides.

B Additional Figures and Tables

- Thematic Analysis: Clustering of Codes into Themes in Figure 9
- Figure 5 summarized in the form of what each participant prefers in Table 2
- Figure 5 summarized in Table 3 and 4
- Figure 6 summarized as Table 5
- Figure 7 summarized as Table 6

C Demographics Questionnaire for Participants

- (1) What is your age range?
- (2) What is your gender identity?
- (3) What is your race/ethnicity?
- (4) Do you have a professional occupation? (e.g., Professional Caregiver, Software Engineer, College Student)
- (5) Do you have prior experience with assistive technologies?
- (6) How comfortable are you with using technology? (e.g., smartphone, computer)
- (7) Do you identify as a person with disability that affects your upper limbs?
- (8) Describe the nature of your disability.
- (9) Do you need assistance while eating?
- (10) How do you receive assistance when eating?
- (11) How often do you dine in public spaces? (e.g., Restaurants)
- (12) How often do you dine alone and with others?

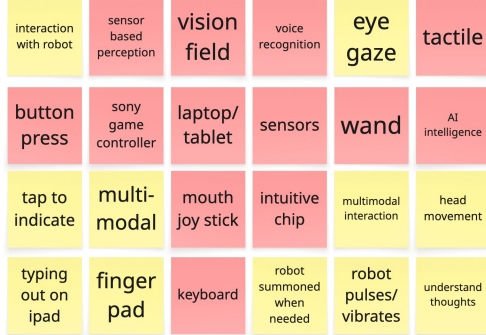
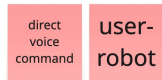
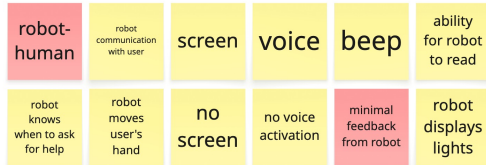
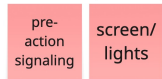
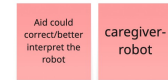
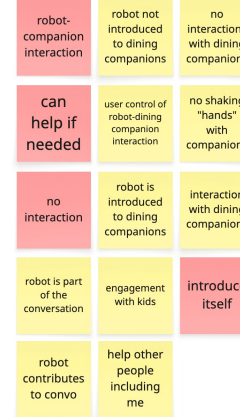
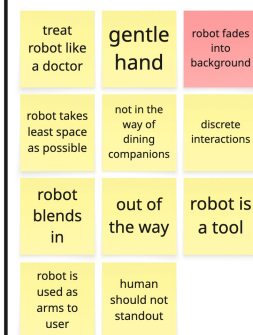
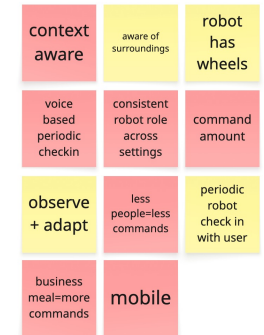
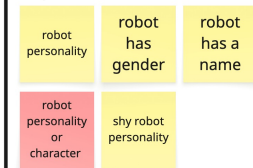
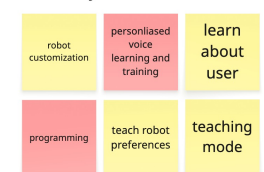
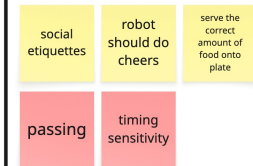
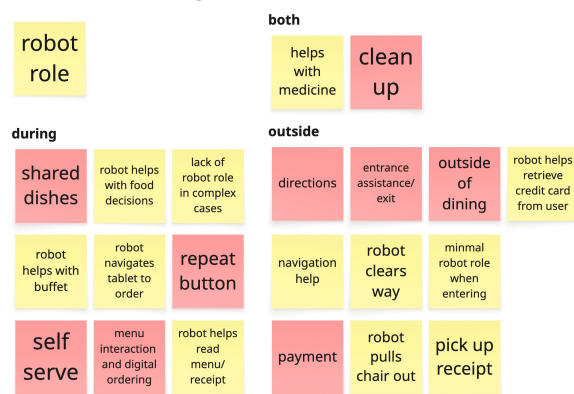
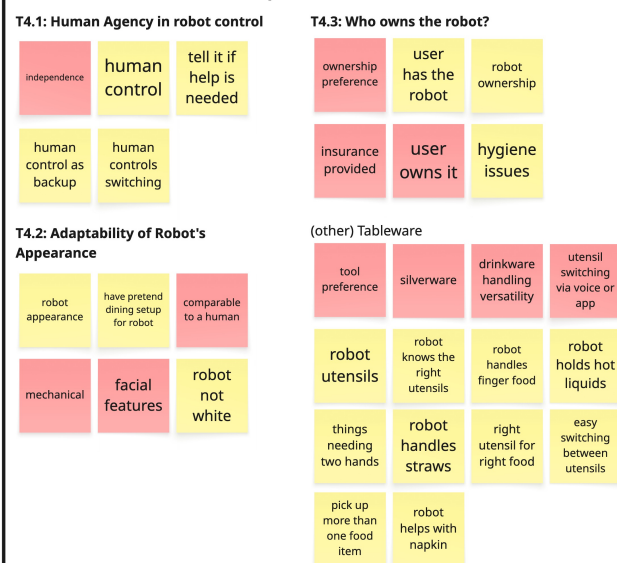
T1: Interaction Ecology in Robot-Assisted Social Dining**T1.1: User to robot interaction****T1.2: Robot to user interaction****T1.2.1: Robot performs pre-action signalling****T1.3: Interactions involving others****T1.3.1: Dining Companion to/from interaction with robot****T2: Context-Sensitive Robot Behavior in Social Dining****T2.3: Robot is contextually aware and reciprocates****T2.1: Robot's personality needs adaptation****T2.4: User-based robot-learning is mandatory****T2.2: Robot's Social Behavior includes performing shared table practices****(a) Thematic Analysis: Generation of themes 1 & 2 from codes.****T3: Robot's Role during/outside of mealtime****T4: Perceived User relationship with Robot****(b) Thematic Analysis: Generation of themes 3 & 4 from codes.****Figure 9: Thematic Analysis Codes**

Table 2: Participant responses for user/robot/others communications. “✓” indicates that the participant prefers that modality, “X” indicates that the participant does not prefer that modality, and “-” indicates either the participant did not have an opinion about the modality or was not brought up during the study.

P. ID	R → U					U → R										R → O				O → R			
	lights	haptics	beeps	voice	screen	neural	mouth joy.	finger pad	tapping	eye gaze	buttons	head move.	wand	tablet	written	controller	voice	engage kids	intro others	signal staff	part of convo	correct	help
P1	✓	✓	-	-	-	✗	✗	✗	✗	✗	✗	✗	✗	✗	✗	✗	✓	✗	✗	-	✗	-	✗
P2	✓	-	-	✓	-	-	-	-	-	-	✓	-	-	-	✓	-	✓	✗	✓	✓	✗	-	✗
P3	✓	✓	✗	✗	✗	✓	✓	✓	✗	✓	-	✓	-	✓	✗	✗	✗	✗	✗	✗	✗	✗	✗
P4	✓	-	-	✓	✓	✓	✓	-	-	-	-	-	✓	✓	-	✓	✓	✗	✗	-	✗	✓	✗
P5	-	-	-	✓	✓	✗	-	-	-	-	-	-	-	✓	✓	-	✓	✓	✓	-	✓	-	✓
P6	✓	-	✓	✓	-	✓	-	-	✓	-	✓	-	-	✓	-	-	✓	-	-	-	✗	✓	✓

Table 3: Participants’ perspectives on interaction ecology in robot-assisted social dining (Part 1). “R” indicates robot, “U” indicates user, and “O” indicates others (dining companions, staff, caregiver). “✓” indicates agreement and “X” indicates disagreement.

Lbl.	P. ID	Sub-theme	Task	Agree?	Quote
A	P3	R → U	haptics	✓	"it has...pulsing mode or...vibration mode...make it go off in three pulses"
B	P1	R → U	haptics	✓	"I could just feel it start working or start...vibrating"
C	P4	R → U	voice	X	"If the robot is confused and doesn't understand the command, the robot could say to the person: 'please explain' or 'I don't understand'..."
D	P5	R → U	voice	X	"I would want the robot to introduce itself with a name and ask me...what my name is"
E	P6	O → R	correct errors	X	"[caregiver can] maybe correct the robot...or maybe better interpret the directive to the robot"
F	P6	O → R	help others	X	"I would want it to be able to assist everyone around me and myself"
G	P4	O → R	help others	X	"The person with disabilities who's using the robotic aid specifically commands the robot and the communication of assistance is between the robot and the person...and not anyone else"
H	P2	O → R	help others	X	"I would like him to just watch me not necessarily my friends because [robot]'s not there for them"
I	P3	R → O	intro to others	X	"I don't really make a big deal about the robot. I don't introduce it to people"
J	P5	R → O	intro to others	X	"I think [robot] should introduce itself to my friends because then it's more of a friend to us all"
K	P4	R → O	part of convo	X	"The robot would be like just a piece of adaptive equipment and so not...participating in the conversation"
L	P5	R → O	part of convo	X	"We're all having a conversation and I would like the robot to chime in the conversation so it doesn't act peculiar"
M	P2	R → O	signalling staff	X	"Maybe [Robot]'s light would just turn on and it would signal the waitress to come over"
N	P5	R → O	engage kids	X	"Robot could ask them...would you like a coloring page and...some crayons'?"

Table 4: Participants’ perspectives on interaction ecology in robot-assisted social dining (Part 2). “R” indicates robot, “U” indicates user, and “O” indicates others (dining companions, staff, caregiver). “✓” indicates agreement and “✗” indicates disagreement.

Lbl.	P. ID	Sub-theme	Task	Agree?	Quote
O	P4	U → R	neural interface	✗	"You could have...an AI chip that is interactive, that's more intuitive...with thoughts"
P	P3	U → R	finger pad	✗	"Maybe a finger pad that doesn't take a lot of physical movement"
Q	P4	U → R	wand	✗	"I envision the robot taking my instructions either verbal commands or type commands or perhaps through a wand"
R	P2	U → R	written/typed	✗	"[I would] even [pass] a note if [robot] could read and understand...visualize...something that wouldn't interrupt the meeting"
S	P2	U → R	voice	✗	"I would ask my robot if he would mind cutting my food, my meat for me"
T	P2	U → R	buttons	✗	"I would...push button...for help"
U	P4	U → R	sony controller	✗	"You could have...Sony game controller for a robot"
V	P5	U → R	laptop/tablet	✗	"Maybe I could type it on my iPad and have [the robot] read"

Table 5: Participants’ perspectives on context-sensitive robot behavior in social dining

Lbl.	P. ID	Sub-theme	Quote
A	P5	fade into the background	"[Robot looks] as normal as possible"
B	P4	fade into the background	"[Robot] would be...just a piece of adaptive equipment and...not...participating in the conversation or really...a discussion topic"
C	P2	fade into the background	"I don't want [the robot] to draw a lot of attention."
D	P5	social etiquette	(When getting food from shareable dish): "The robot should say to Megan why don't you go ahead and get some, then I'll help and get some food"
E	P3	support, but not initiate, in shared table practices	"[Robot] would...be small and inconspicuous not taking up a lot of space around me or interfering in the space of my dining companions"
F	P5	personality needs to be versatile and adaptable	"Jackie, Megan and I are in the restaurant, the robot just introduced herself as Claire."
G	P3	personality needs to be versatile and adaptable	"I imagine it just being kind of off in the corner and shy and not in the forefront unless it's needed."
H	P6	personality needs to be versatile and adaptable	"I would want [the robot] to understand the quirkiness that it is...it's not human but it's there to act like a human in kind of a way"
I	P1	pre-programming	"I would have to...program that to do all those actions (passing/sharing)...[using] my voice"
J	P4	pre-programming	"The robot should be pre-programmed by the person who is disabled...so that it can be prepared for what the person needs from it."
K	P5	assess the user + check in	"If we start laughing, I want the robot to be able to detect when we're laughing so that she (robot) doesn't make me choke."
L	P2	assess the user + check in	"If I'm having a bad day, [robot] probably already knows that. I've checked in at the beginning telling [the robot] my hands are sore"
M	P5	assess the user + check in	"Maybe have Claire (robot) keep an eye on when my friends are eating so that she (robot) can help me eat when they take bites."
N	P4	moving across space	"[Robot] would move...on wheels...if we are sharing...and the food is in the middle of the table, not everything's going to be...within reach. [Robot] may have to be able to drive itself around other people...to get the curry or rice."
O	P3	aware of surroundings	"[Robot] could...visually scan the area to recognize the different items to...know this is a plate, this is a bowl, this is a cup"

Table 6: Participants' viewpoints on robot's role during and outside of mealtime

Lbl.	P. ID	Sub-theme	Robot Role	Quote
A	P4	During Mealtime	self-serve	"If it is a computer menu like on a tablet and the person is disabled and they don't feel comfortable with technology, maybe the robot could work the tablet for the person [to order]"
B	P2	During Mealtime	self-serve	When ordering, "I might forget if I can't see the menu very well so if the robot has a repeat button maybe where [it] could read back what we finalized that would help me"
C	P5	During Mealtime	self-serve	"I tell the robot: will you please help me look at the menu and help me figure out what I want to eat at the restaurant because it's all vegan here and its gonna be hard for me to decide"
D	P5	During & Outside Mealtime	–	"I [ask] the robot, would you please get my medicine out and help me to put it in my mouth so I don't drop it on the floor"
E	P4	During Mealtime	sharing & passing	"waiter brings a shared dish but I can't reach so I wonder if...your [robot arm] is either an extension or it's folded where you can open it and reach further...I might also need [robot] to pass it around"
F	P1	During Mealtime	sharing & passing	"I ask one of my family members to pass the appetizers to me and then have my robot hand grasp one of the items"
G	P4	During Mealtime	sharing & passing	"There's a shared dish in the middle of the table and I would like more of that,...[then] the robot [can] be signalled by myself, then be able to reach into the middle of the table...and put some on my plate which is the correct amount that I want"
H	P4	Outside Mealtime	support with navigation	"[Robot should] be able to grab my walker because I like walking on my own...and helping me with that...I also could see it becoming...a mobility assistance itself"
I	P2	Outside Mealtime	support with navigation	"[Robot could] direct to the bathroom because...even if I can walk there...I still don't want to walk all over the restaurant. I still want to have...a direct path"
J	P3	Outside Mealtime	support with navigation	"[Robot could] maybe pull out a chair"
K	P2	Outside Mealtime	support with navigation	"I would want to use my cane...maybe the robot can carry...the bill and...purse up to the front"
L	P3	Outside Mealtime	support with navigation	"[Robot can] move things around so that I can get to the table"
M	P4	During & Outside Mealtime	–	"The robot [should] gather up some things like...put the eating utensils on the plate and prepare to throw away some of the napkins or different things that are trash...just to organize the dining area for the person with disabilities"
N	P4	Outside Mealtime	payment	"Robots could have a payment interface chip where when it's time to pay for the meal, the robot could be activated through...credit card...to pay for the meal...Sometimes it feels like I'm fumbling through my purse..."
O	P2	Outside Mealtime	payment	"[Robot] could use [its] arm to pull up my purse and [it] could even open the zipper to pull out the wallet"
P	P3	Outside Mealtime	payment	"Robot would be able to pick up the receipt so that I could read how much my part of the bill is. If it is in one of those little folders..., it would have the capability to open the folder so it could pull the receipt out"