

# Rethinking Metrics for Lexical Semantic Change Detection

Roksana Goworek

Queen Mary University of London  
r.goworek@qmul.ac.uk

Haim Dubossarsky

Queen Mary University of London  
The Alan Turing Institute  
University of Cambridge  
h.dubossarsky@qmul.ac.uk

## Abstract

Lexical semantic change detection (LSCD) increasingly relies on contextualised language model embeddings, yet most approaches still quantify change using a small set of semantic change metrics, primarily Average Pairwise Distance (APD) and cosine distance over word prototypes (PRT). We introduce Average Minimum Distance (AMD) and Symmetric Average Minimum Distance (SAMD), new measures that quantify semantic change via local correspondence between word usages across time periods. Across multiple languages, encoder models, and representation spaces, we show that AMD often provides more robust performance, particularly under dimensionality reduction and with non-specialised encoders, while SAMD excels with specialised encoders. We suggest that LSCD may benefit from considering alternative semantic change metrics beyond APD and PRT, with AMD offering a robust option for contextualised embedding-based analysis.

## 1 Introduction

Lexical Semantic Change Detection (LSCD) aims to automatically quantify how word meanings evolve over time through the analysis of diachronic text corpora (Tahmasebi and Dubossarsky, 2023). Recent shared tasks and benchmarks have established a standard evaluation setting in which systems must determine, for a given target word and two time periods, whether its meaning has changed and to what extent (Schlechtweg et al., 2020a, 2024). With the rise of contextualised language models, LSCD approaches have increasingly moved from static type-level representations to usage-level embeddings, in which each occurrence of a target word is encoded

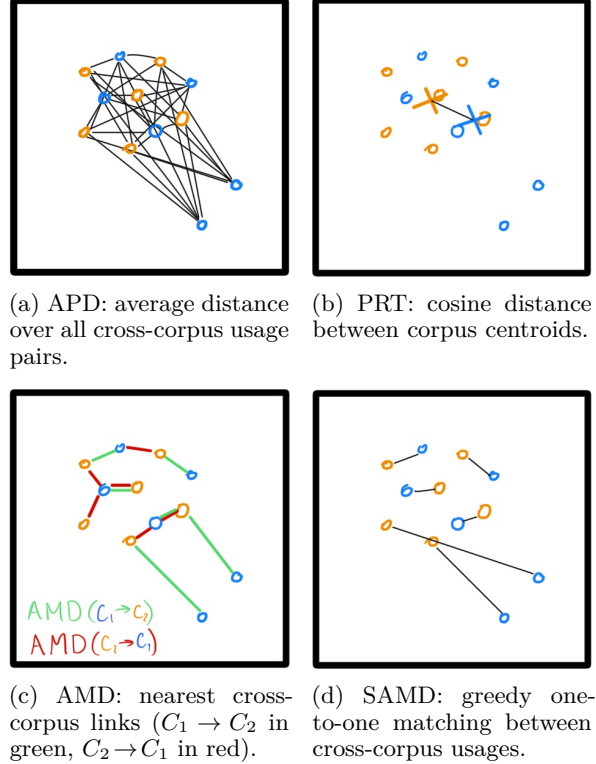


Figure 1: Illustrative schematic contrasting LSCD distance measures on usage embeddings from two corpora (blue:  $C_1$ , yellow:  $C_2$ ).

as a high-dimensional vector reflecting its local context (Martinc et al., 2020). Semantic change is then quantified by comparing the distributions of these usage embeddings across corpora, most commonly using semantic change metrics such as Average Pairwise Distance (APD) or distances between corpus-specific word prototypes (PRT) (Kutuzov and Giulianelli, 2020a).

While these approaches achieve strong performance on benchmark datasets, the choice of semantic change metric implicitly encodes assumptions about what constitutes semantic change. Metrics such as APD and PRT

aggregate information globally—either across all cross-corpus usage pairs or via a single centroid per corpus—which makes them well suited to capturing broad distributional shifts. This global aggregation can obscure localised phenomena, such as the emergence of a new sense, the disappearance of an older one, or changes affecting only a subset of usages whose occurrences might be too rare to notice.

In this paper, we introduce **Average Minimum Distance (AMD)** and its **Symmetric** variant **SAMD**, a pair of semantic change metrics based on usage-level nearest cross-corpus correspondence. For each usage in one corpus, AMD measures the distance to its closest counterpart in the other corpus and averages these minimum distances in both directions, while SAMD further enforces a one-to-one alignment between usage instances across periods. This formulation is grounded in the intuition that semantic change is reflected in how well individual usages from one corpus can be matched to semantically similar usages in another, rather than solely in how far two usage distributions are on average. As illustrated in Figure 1, AMD and SAMD emphasise local correspondence between usages and naturally capture usage-level changes.

AMD permits a directional decomposition, distinguishing how well earlier-corpus usages are explained by later-corpus usages and vice versa. This makes it possible to analyse asymmetric changes such as broadening/narrowing or sense emergence and disappearance. Moreover, because AMD and SAMD rely on usage-level correspondences rather than global distributional geometry, they can be applied more meaningfully in reduced or restructured representation spaces.

Our experiments show that AMD and SAMD provide robust and complementary alternatives to existing semantic change metrics, particularly when embeddings are projected into lower-dimensional spaces, or when non-specialised encoders are used. We release code, results, and generated definitions to reproduce our experiments and construct definition-based spaces.<sup>1</sup>

<sup>1</sup>[https://github.com/roksanagow/Rethinking\\_LSCD\\_Metrics](https://github.com/roksanagow/Rethinking_LSCD_Metrics)

## 2 Related Work

### 2.1 Semantic change metrics for LSCD

Early work on LSCD was developed in the context of static word embeddings, where a word is represented by a single vector per corpus (Kim et al., 2014; Hamilton et al., 2016a; Schlechtweg et al., 2019). In this setting, semantic change is naturally quantified by comparing word representations across corpora. With the introduction of contextualised models this paradigm was reintroduced using PRT, which averages the representations of all usages of a particular word, leaving a single vector for subsequent analysis as in static models.

In contrast, global-distribution-based metrics such as Average Pairwise Distance (APD) are motivated by the availability of contextualised usage embeddings and explicitly compare distributions of individual word occurrences across corpora (Kutuzov and Giulianelli, 2020b; Kutuzov et al., 2022b). By exploiting the richer structure of contextualised representations, APD extends prototype-based approaches and has become a standard usage-level semantic change metric in contemporary LSCD benchmarks, usually at the top of the leader-board (Periti and Tahmasebi, 2024).

### 2.2 Robustness and discovery-oriented LSCD

Recent work has raised concerns about whether strong benchmark performance translates into reliable semantic-change discovery in realistic settings (Hamilton et al., 2016b; Kuryigit et al., 2021). In particular, Umarova et al. (2025) show that when LSCD systems are applied to full vocabularies, many high-scoring words correspond to topical or domain variation rather than genuine semantic change. This finding highlights a gap between curated benchmark evaluations and large-scale discovery scenarios, and suggests that semantic change metrics emphasising global distributional shifts may be vulnerable to confounds when applied broadly (Schlechtweg et al., 2019; Dubossarsky et al., 2019).

### 2.3 Interpretable LSCD

In parallel, several strands of research have explored more interpretable frameworks for

LSCD. Hypothesis-driven approaches incorporate expert-defined sense distinctions to track fine-grained semantic change, arguing that unsupervised methods may fail to align representations with linguistically meaningful senses (Cassotti et al., 2023). Fedorova et al. (2024) propose generating LLM-based definitions for individual usages and detecting change by comparing distributions of induced sense labels, while SCDTour (Aida and Bollegala, 2025) identifies interpretable axes of change in static embedding spaces. These approaches demonstrate the potential of interpretable representations, but rely on specialised pipelines or additional modelling assumptions, and typically retain global semantic change metrics such as APD or PRT for quantification.

### 3 Method

#### 3.1 Task Formulation and Notation

We follow the standard lexical semantic change detection (LSCD) setting. For a given language, we are given two diachronic corpora  $C_1$  and  $C_2$ , corresponding to an earlier and a later time period. Let  $\mathcal{W}$  denote the set of target lemmas for this language. For each  $w \in \mathcal{W}$  and each corpus  $C_t$  ( $t \in \{1, 2\}$ ), we extract all sentences (or sentence-like contexts) that contain an occurrence of  $w$ . We write

$$U_t(w) = \{u_1^{(t)}, \dots, u_{n_t}^{(t)}\}$$

for the set of usage instances of  $w$  in period  $t$ , where each  $u_i^{(t)}$  is a sequence of tokens with a marked target position.

Let  $f_\theta$  be a contextual encoder that maps a usage  $u$  with a marked target token to a contextual embedding  $v = f_\theta(u) \in \mathbb{R}^D$ . We denote the resulting sets of usage embeddings as

$$V_t(w) = \{v_1^{(t)}, \dots, v_{n_t}^{(t)}\} \subset \mathbb{R}^D.$$

For notational simplicity, in the remainder of this section we write  $A = V_1(w)$  and  $B = V_2(w)$  for the sets of usage embeddings of a target word  $w$  in the two time periods. Given  $A$  and  $B$ , we compute a graded semantic change score using the LSCD metrics described in subsection 3.2.

**Evaluation.** For evaluation, each target word is assigned a single semantic change score by a given metric, and performance is measured as

the Spearman rank correlation between these scores and the gold graded change scores provided with the datasets, averaged across all target words.

Our method is encoder-agnostic: it operates on any token-level embedding model  $f_\theta$ , and we compare it across multiple encoders described in subsection 3.3.

**Datasets.** We evaluate on LSCD benchmarks in seven languages: English, German, Swedish, and Latin datasets from SemEval-2020 Task 1 (Schlechtweg et al., 2020b), the Spanish semantic change dataset from LSCDiscovery (Zamora-Reina et al., 2022), the Norwegian dataset NorDiaChange (Kutuzov et al., 2022a), and the Chinese semantic shift benchmark (Chen et al., 2022) for Chinese. Each benchmark provides diachronic corpus pairs with human-annotated semantic change scores.

#### 3.2 LSCD Metrics

All metrics use cosine distance, defined as  $\delta(x, y) = 1 - \cos(x, y)$ .

**Average Pairwise Distance (APD)** computes the mean distance between all cross-corpus usage pairs:

$$\text{APD}(A, B) = \frac{1}{|A||B|} \sum_{a \in A} \sum_{b \in B} \delta(a, b).$$

APD captures global divergence between usage distributions but is dominated by the bulk of points, making it less sensitive to small or emerging usage clusters.

**Prototype Distance (PRT)** compares the centroids of the two periods. Let

$$\mu(A) = \frac{1}{|A|} \sum_{a \in A} a.$$

Then

$$\text{PRT}(A, B) = \delta(\mu(A), \mu(B)).$$

PRT is computationally efficient but reduces the representations of a word in each period to a single point, potentially obscuring sense-specific changes.

**Average Minimum Distance (AMD).**

We introduce AMD, a nearest-neighbour-based metric designed to capture local discrepancies between periods. For a point  $x$  and a set  $Y$ , we define

$$\text{nn-dist}(x, Y) = \min_{y \in Y} \delta(x, y).$$

The directional score is

$$\text{AMD}(A \rightarrow B) = \frac{1}{|A|} \sum_{a \in A} \text{ndist}(a, B),$$

with  $\text{AMD}(B \rightarrow A)$  defined analogously. The symmetric score is

$$\text{AMD}(A, B) = \frac{\text{AMD}(A \rightarrow B) + \text{AMD}(B \rightarrow A)}{2}.$$

**Symmetric Average Minimum Distance (SAMD).** While AMD allows many-to-one nearest-neighbour mappings, we further introduce SAMD, which enforces one-to-one correspondence between usage instances across periods. We sample an equal number of usages from both corpora, corresponding to the minimum available across the two periods, such that  $|A| = |B|$ . Define the pairwise distances  $D_{ij} = \delta(a_i, b_j)$ . SAMD greedily selects the smallest remaining distance, removes the corresponding row and column, and repeats until all usage pairs are matched.<sup>2</sup> The final score is

$$\text{SAMD}(A, B) = \frac{1}{|A|} \sum_{k=1}^{|A|} \delta(a_{i_k}, b_{j_k}).$$

AMD captures local shifts by matching each usage to its closest counterpart, but may map multiple points onto the same neighbour. This behaviour can be problematic in highly hub-dominated spaces (Radovanović et al., 2010; Dinu and Baroni, 2014) (see Appendix D for an analysis of hubness in the selected embedding spaces). This phenomenon is of particular concern in LSCD, where a small number of modern-style usages in the historical corpus may emerge as nearest neighbours for a disproportionate number of modern usages, despite lacking semantic correspondence. SAMD mitigates this effect by approximating a minimal one-to-one alignment between periods, yielding a metric that is sensitive to distributional shifts as well as cross-corpus correspondence.

### 3.3 Models

We evaluate AMD across a diverse set of pre-trained language models in order to assess its robustness. We include **XL-LEXEME**

<sup>2</sup>We also evaluated optimal one-to-one matching via the Hungarian algorithm and found results to be near-identical to the greedy algorithm used here.

(Cassotti et al., 2023), a multilingual encoder, based on XLM-RoBERTa, explicitly fine-tuned for word-in-context (WiC) discrimination. XL-LEXEME has been shown to achieve state-of-the-art performance on LSCD.

**Multilingual encoders.** We compare several widely used multilingual encoders without any fine-tuning, including XLM-RoBERTa (Conneau et al., 2020), a strong general-purpose multilingual baseline; the recently released mmBERT (Marone et al., 2025), designed for improved multilingual semantic alignment; RemBERT (Chung et al., 2021), which emphasises language-balanced pretraining across many languages; and multilingual-E5 (Wang et al., 2024), a retrieval-oriented model optimised for representing semantic similarity. These models are commonly employed in cross-lingual and multilingual semantic tasks, and allow us to test whether different LSCD metrics remain effective when applied to generic contextual representations.

**Monolingual encoders.** We also evaluate various monolingual encoders, selecting one model per language: RoBERTa for English (Liu et al., 2019), GBERT for German (Chan et al., 2020), BammanBurns-BERT for Latin (Bamman and Burns, 2020), Spanish BERT (Cañete et al., 2023), Chinese RoBERTa (Cui et al., 2020), NB-BERT for Norwegian (Kummervold et al., 2021), and Megatron-BERT for Swedish (Malmsten et al., 2020). These models are trained on large language-specific corpora and provide strong language-specific contextual representations for LSCD. Focusing on monolingual encoders is meant to test AMD and SAMD under conditions mimicking low resource (and historical) languages (e.g., Latin, Ancient Greek), or on specialized domains (e.g., medical, legal), where multilingual models struggle or may not be available.

### 3.4 Reduced Space Construction

To analyse the behaviour of LSCD metrics under varying representational constraints, we evaluate them not only on the original contextual embedding space, but also on several reduced-dimensional spaces constructed from the same usage embeddings. These spaces preserve different aspects of the original representations: (i) full embeddings, which retain



all information; (ii) a definition-based space, which preserves semantically interpretable information; (iii) principal components, which preserve maximal global variance; and (iv) randomly selected dimensions, which preserve neither semantic structure nor global variance in any principled way.

All LSCD metrics are applied either to the original sets  $A, B \subset \mathbb{R}^D$  or to their transformed counterparts  $\phi(A), \phi(B) \subset \mathbb{R}^K$ , depending on the representation space.

**Definition-space.** For each target word  $w$ , we generate a finite set of textual definitions

$$\mathcal{D}(w) = \{d_1, \dots, d_K\}$$

using **Gemini 2.5 Pro** (Comanici et al., 2025), a multilingual large language model. The same prompt, translated into each target language, is used across languages (see Table 2 for prompts and Table 1 for the amounts of generated definitions). We do not sample definitions from existing dictionaries, as it is difficult to obtain resources that provide multiple definitions consistently for all target words. Moreover, dictionary entries for different words are often authored by different lexicographers, which can introduce variation in sense granularity and segmentation across entries. Our setup instead mirrors a scenario in which a single lexicographer provides a set of candidate definitions per investigated word.

Each definition is prepended with the target word, yielding inputs of the form  $w: d_k$  where  $d_k$  is the  $k^{th}$  definition for word  $w$ . We obtain contextualised embeddings for the target word within each definition using the same encoder  $f_\theta$  used to encode the usages, resulting in definition embeddings

$$z_k = f_\theta(w: d_k) \in \mathbb{R}^D.$$

Given a usage embedding  $v \in A \cup B$ , we project it into definition-space by computing its cosine distance to each definition embedding:

$$\phi_{\text{def}}(v) = (\delta(v, z_1), \dots, \delta(v, z_K)) \in \mathbb{R}^K.$$

The resulting vectors are treated as standard embeddings in  $\mathbb{R}^K$ , to which APD, PRT, AMD and SAMD are applied directly.

## Principal component analysis (PCA).

As a variance-preserving but non-interpretable projections, we apply PCA independently for each target word, using all its usage embeddings across both periods. Each embedding  $v \in \mathbb{R}^D$  is projected onto the top  $K$  principal components. Unless stated otherwise,  $K$  matches the number of definitions used in the definition-space projection for direct comparison, while the stress test varies  $K$  to assess sensitivity to number of dimensions.

**Random dimension selection.** An extreme case of dimensionality is introduced by randomly selecting  $K$  embedding dimensions independently for each target word. The same dimensions are retained for all usages of that word across both periods, allowing us to isolate the effect of dimensionality reduction from that of principled subspace construction. Like for PCA,  $K$  matches the number of definitions generated for a given word to facilitate comparison, while the stress test varies  $K$  to assess sensitivity of metrics to number of dimensions.

## 4 Results

We evaluate LSCD metrics across representation spaces, encoder families, and languages, with a focus on their robustness under varying representational constraints. All results report Spearman correlations with graded semantic change scores and are averaged across languages and encoder models unless stated otherwise.

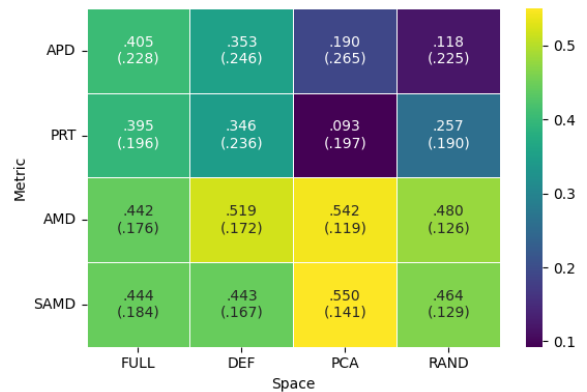


Figure 2: Performance (Spearman correlations) across metrics and spaces, averaged over languages and encoders. Std in brackets.

**Overall comparison.** Figure 2 presents a high-level comparison of APD, PRT, AMD, and SAMD across full embeddings and reduced-dimensional spaces. The results show a consistent pattern: correspondence-based metrics have the best performance (in terms of average Spearman correlations) and the most stable (in terms of lowest variance) across all four types of embedding spaces (FULL, DEF, PCA, RAND).

The best performance of AMD and SAMD is when they are paired with PCA dimensionality reduction, suggesting that PCA may reduce irrelevant noise in the embeddings. Notably, AMD and SAMD can uniquely withstand the noise elicited by the more aggressive dimensionality reduction methods (PCA and RAND), which can even improve performance.

Moreover, AMD is the only metric that significantly gains from projecting its representations to the definition space, while APD and PRT show a significant drop in performance. In the interpretable definition-based space, AMD achieves the highest average performance, suggesting that, in this space, semantic change is better captured through differences in the alignment of the overall shape of usage embedding distributions, rather than through shifts in their distribution concentration. In contrast, AMD and SAMD perform similarly in FULL, PCA and RAND spaces, while remaining markedly more robust than APD and PRT.

Overall, these results demonstrate that local correspondence metrics provide both stronger and more stable estimates of semantic change across diverse representation spaces.



Figure 3: Performance of APD, PRT, AMD and SAMD using XL-LEXEME embeddings across representation spaces. Each row corresponds to a language; columns show metric-space combinations.

**Specialised encoder: XL-LEXEME.** We next examine results obtained with XL-LEXEME, a model explicitly fine-tuned for LSCD (Figure 3). Here too the best performing approach is SAMD with PCA, achieving an average Spearman correlation of .694 across all languages, surpassing APD (.635) and PRT (.643) on full embeddings. SAMD also outperforms standard metrics in the full embedding space.

In the definition-based space, AMD yields the highest correlation (.640), again highlighting the effectiveness of directional nearest-neighbour alignment in structured semantic spaces. However, the gains from combining AMD with DEF space are markedly larger for non-specialised encoders than for XL-LEXEME, likely because XL-LEXEME’s full embedding space is already organised in a sense-aware fashion through its fine-tuning.

As observed in the aggregate analysis in Figure 2, both AMD and SAMD remain robust under PCA and random dimensionality reduction, whereas APD and PRT exhibit detrimental degradation. These findings indicate that even for specialised encoders, local correspondence metrics provide robust estimates of semantic change, especially under dimensionality reduction.

**Non-specialised encoders.** Figures 4a and 4b summarise results for language-specific monolingual encoders and general-purpose multilingual encoders, respectively. Across both settings, performance is lower than for specialised encoders. Nevertheless, the benefit of our two novel metrics is clear. Notably, monolingual encoders consistently outperform the averaged multilingual models, suggesting that language-specific models may be better suited to capturing fine-grained usage distinctions. This aligns with prior findings questioning the effectiveness of multilingual representations, or multilingual fine-tuning for sense-level tasks (Goworek and Dubossarsky, 2025; Goworek et al., 2025). Fine-tuning such monolingual encoders on WiC may therefore yield stronger performance than relying on a single general-purpose multilingual model.

For monolingual encoders (Figure 4a), AMD paired with the definition-based space yields the strongest average performance, substan-

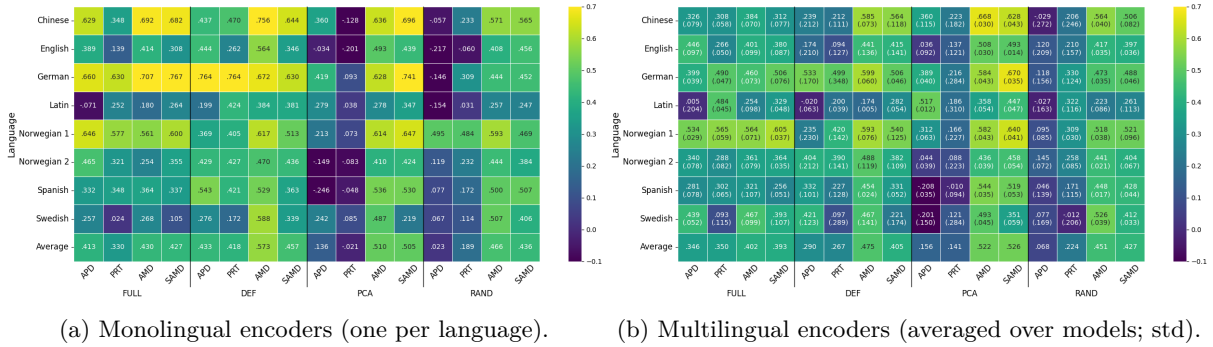


Figure 4: Performance of APD, PRT, AMD and SAMD for non-specialised encoders.

tially outperforming all other metric-space combinations. This could suggest that the sense-aware organisation of the embedding space is conducive to highlighting change which manifests as difficult-to-pair usages across corpora. The next best results are achieved by AMD and SAMD under PCA reduction, supporting previous results. On full embeddings, the correspondence-based metrics again outperform APD and PRT, and these global-shift metrics collapse under PCA and random reduction, often approaching zero correlation.

A similar pattern emerges for multilingual encoders (Figure 4b). The best average performance is obtained by SAMD and AMD under PCA reduction (.526 and .522), followed by AMD in the definition space (.475). One possible explanation for the weaker benefit of the AMD-DEF combination compared to monolingual models is that multilingual encoders may exhibit weaker sense-level organisation within each language, as they must represent a much broader multilingual vocabulary, making semantic projections less effective.

In the full space, AMD and SAMD remain around .400, while APD and PRT achieve a Spearman correlation of approximately .350. Again, APD and PRT exhibit severe sensitivity to dimensionality reduction.

Taken together, these results confirm that AMD and SAMD provide substantially more robust semantic change estimates than global metrics, particularly in constrained or lower-dimensional representation spaces.

#### 4.1 Stress Test

To further analyse robustness, we progressively reduce embedding dimensionality by fac-

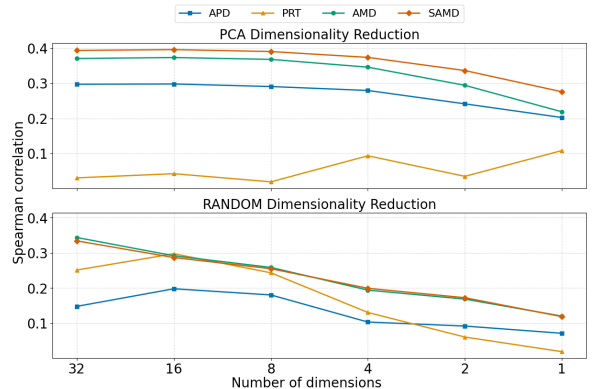


Figure 5: Stress test of metrics under progressive dimensionality reduction. Spearman correlations are averaged across languages and encoders as embedding dimensionality is reduced by factors of two using PCA or random dimension selection.

tors of two using PCA and random dimension selection (Figure 5). PRT fails almost completely under PCA, yielding correlations close to zero even at moderate dimensionalities. APD yields average correlations around .300 in low-dimensional spaces. In contrast, AMD and SAMD exhibit greater robustness, maintaining correlations near .400 up until only 4 dimensions are retained. Under PCA, SAMD shows slightly higher robustness than AMD, while under random reduction both metrics perform almost identically. Across most numbers of dimensions, APD and PRT remain consistently worse by almost .100. These results highlight that global distribution-based metrics rely heavily on high-dimensional embedding structure, whereas local correspondence metrics retain meaningful performance under dimensionality reduction.

## 5 Discussion

Our results show that while some metrics are, on average, better than others, their effectiveness largely depends on encoder choices (e.g., multi or monolingual, finetuned or not) as well as on the embedding quality and representational constraints (e.g., dimensionality reduction or semantic projection). This aligns with recent work showing that LSCD performance is highly sensitive to modelling choices and evaluation conditions, with no single method consistently dominating across settings or languages (Periti and Tahmasebi, 2024).

This is also supported by work showing that LSC itself may manifest along different dimensions of change such as affective or pragmatic shifts, and that no single model is found to be the best across different change types (Baes et al., 2025; Goworek and Dubossarsky, 2024).

**Local correspondence vs. global aggregation.** Prototype-based measures such as PRT and global usage-level metrics such as APD summarise semantic change by aggregating information across all usages. As a result, they are most sensitive to changes that affect the overall distribution of usages or their centroid, making them effective when semantic change manifests as a broad redistribution of usage embeddings. This behaviour has been noted in prior work, where APD and PRT were shown to exhibit dataset-dependent performance, with preferences for one over the other correlating with properties of the target-word change score distributions rather than a single metric consistently dominating across conditions (Kutuzov et al., 2022b; Martinc et al., 2020).

In contrast, the focus of AMD and SAMD on local correspondence between usages makes them particularly sensitive to changes affecting only a subset of usages, which may be diluted by global aggregation. While AMD allows multiple usages to map to the same nearest neighbour and can be decomposed into more interpretable directional components, SAMD enforces a one-to-one alignment between periods, making it sensitive not only to changes in distributional shape but also to shifts in the concentration of usage embeddings. These observations suggest that semantic change metrics are not interchangeable.

Their behaviour differs systematically depending on how they aggregate information across usages and how they interact with representational constraints (Kutuzov et al., 2022b).

**Robustness and dimensions.** Our results highlight that semantic change metrics differ substantially in their sensitivity to representational quality and embedding structure. Global distribution-based metrics such as APD and PRT degrade sharply under dimensionality reduction and are less optimal with less specialised embedding spaces, whereas local correspondence-based metrics such as AMD and SAMD remain considerably more robust.

This finding resonates with earlier observations that LSCD performance is strongly influenced by embedding alignment quality and representational noise (Martinc et al., 2020; Giulianelli et al., 2020). It also complements recent work questioning the benefits of multilingual fine-tuning and representations for fine-grained semantic tasks, where monolingual model often outperform general-purpose multilingual models, even after fine-tuning (Goworek and Dubossarsky, 2025; Goworek et al., 2025).

Our findings may additionally connect to concerns about large-scale semantic-change discovery (Umarova et al., 2025). Methods optimised for curated benchmark evaluations frequently prioritise detecting broad semantic shift over more realistic and nuanced semantic change when applied across full vocabularies. By focusing on usage-level correspondence and exhibiting greater robustness to less specialised or manipulated representations, AMD and SAMD may be a useful choice in exploratory settings. However, like all embedding-based approaches, their effectiveness depends on the availability of sufficiently representative corpora that capture the full range of a word’s usages.

**Interpretability and lower-dimensional representations.** Low-dimensional representations such as definition-based spaces make it possible to relate model behaviour to human-understandable semantic dimensions, enabling targeted qualitative analysis of how and why meanings change. In our experiments, AMD and SAMD remain competitive



under such representations and often outperform APD applied to full embeddings. AMD appears particularly suitable for deeper analysis due to its directional decomposition, which enables fine-grained inspection of asymmetric mismatches between periods via its directional components. In contrast, while SAMD yields strong quantitative performance, its one-to-one matching formulation does not directly support directional interpretability.

These findings align with efforts to move beyond black-box approaches to semantic change detection. Interpretable semantic representations that combine corpus-derived embeddings with structured lexical evidence can provide richer frameworks for understanding semantic change, as explored in linked-data approaches for multilingual diachronic analysis (Armaselu et al., 2024). Other examples include creating interpretable transformations of embedding spaces into structured semantic dimensions, facilitating both analysis and robustness (Cassotti et al., 2024; Aida and Bollegala, 2025). Unlike methods that induce latent sense labels or rely on static prototypes, definition-based projections offer fixed, usage-independent semantic dimensions that can be paired with usage-level metrics to support transparent analysis. More broadly, semantic change metrics that remain robust under dimensionality reduction enable LSCD approaches that balance interpretability with quantitative performance.

**Outlook.** Overall, our results argue against a one-size-fits-all approach to semantic change metrics. This conclusion aligns with recent large-scale evaluations demonstrating that LSCD methods exhibit highly variable performance depending on the type of semantic change, representation quality, and evaluation conditions (Baes et al., 2025; Periti and Tahmasebi, 2024).

Prototype-based measures, global usage-level metrics, and local correspondence-based metrics may therefore behave differently across research settings, such as low-resource languages, corpora from varying time periods, or specialised domains where embedding quality is weaker. AMD and SAMD should be viewed not as replacements for existing measures, but as complementary additions that

expand the methodological toolkit for contextualised embedding-based LSCD.

## 6 Conclusion

In this paper, we introduced Average Minimum Distance (AMD) and its Symmetric variant, SAMD, two usage-level metrics for lexical semantic change detection. These metrics are grounded in the simple and intuitive idea that semantic change can be characterised by how well individual usages in one time period can be matched to semantically similar usages in another.

Across a wide range of experiments, we showed that these usage correspondence-based metrics are more robust to both representational quality and encoder choice. When paired with definition-based spaces, AMD improves in performance, demonstrating that interpretability and effectiveness need not be mutually exclusive. This opens up new possibilities for analysing semantic change in controlled and human-understandable spaces.

Overall, our findings show that AMD and SAMD should be considered alongside existing measures as a robust and flexible option for contextualised embedding-based semantic change detection.

## Limitations

While our experiments show that APD and PRT degrade more sharply than AMD and SAMD under dimensionality reduction, and we offer hypothetical explanations for this trend, we do not provide a mechanistic account of the underlying causes. Understanding how different semantic change metrics interact with embedding geometry and variance structure remains an open question.

Although AMD and SAMD are more compatible with reduced and interpretable representation spaces, the metrics themselves yields scalar change scores (or two directional scalars), which are not directly interpretable on their own.

Our robustness analysis is limited to different types of dimensionality reduction. We do not explore the behaviour of these metrics under other forms of embedding manipulation, such as noise injection, domain-adaptive fine-tuning, or alternative normalization and align-

ment procedures.

All definitions used in this work are generated using a single large language model (Gemini 2.5 Pro) with a fixed prompting strategy. While this ensures consistency across languages and experiments, variation in the quality, granularity, or coverage of the generated definitions may influence the resulting definition-based spaces and, in turn, the performance of AMD when paired with them. We do not evaluate the sensitivity of our results to alternative LLMs, prompting strategies, or numbers of generated definitions, and future work could explore how such factors affect the stability and interpretability of definition-based semantic change analysis.

While we evaluate AMD across multiple languages and encoders, our analysis is restricted to existing LSCD datasets with curated target words and gold change scores. The extent to which AMD facilitates lexical semantic change discovery, or interpretable analysis remains to be investigated.

## 7 Acknowledgments

We are grateful to Giacomo De Luca for his insightful feedback and suggestions.

This work has in part been funded by the research program Change is Key! supported by Riksbankens Jubileumsfond (under reference number M21-0021).

## References

- Taichi Aida and Danushka Bollegala. 2025. [SCDTour: Embedding axis ordering and merging for interpretable semantic change detection](#). In *Findings of the Association for Computational Linguistics: EMNLP 2025*, pages 14775–14785, Suzhou, China. Association for Computational Linguistics.
- Florentina Armaselu, Barbara McGillivray, Claudia Liebeskind, Paola Marongiu, Gintarė Valūnaitė Oleškevičienė, Elena Apostol, and Ciprian Truică. 2024. [Multilingual word embedding and linguistic linked open data for tracing semantic change](#). *Rasprave Instituta za hrvatski jezik*, 50(2):219–257.
- Naomi Baes, Raphael Merx, Nick Haslam, Ekaterina Vylomova, and Haim Dubossarsky. 2025. [LSC-eval: A general framework to evaluate methods for assessing dimensions of lexical semantic change using LLM-generated synthetic data](#). In *Findings of the Association for Computational Linguistics: ACL 2025*, pages 10905–10939, Vienna, Austria. Association for Computational Linguistics.
- David Bamman and Patrick J Burns. 2020. Latin bert: A contextual language model for classical philology. *arXiv preprint arXiv:2009.10053*.
- José Cañete, Gabriel Chaperon, Rodrigo Fuentes, Jou-Hui Ho, Hojin Kang, and Jorge Pérez. 2023. Spanish pre-trained bert model and evaluation data. *arXiv preprint arXiv:2308.02976*.
- Pierluigi Cassotti, Stefano De Pascale, and Nina Tahmasebi. 2024. [Using synchronic definitions and semantic relations to classify semantic change types](#). In *Proceedings of the 62nd Annual Meeting of the Association for Computational Linguistics (Volume 1: Long Papers)*, pages 4539–4553, Bangkok, Thailand. Association for Computational Linguistics.
- Pierluigi Cassotti, Lucia Siciliani, Marco DeGemmis, Giovanni Semeraro, and Pierpaolo Basile. 2023. [XL-LEXEME: WiC pretrained model for cross-lingual LEXical sEMantic changE](#). In *Proceedings of the 61st Annual Meeting of the Association for Computational Linguistics (Volume 2: Short Papers)*, pages 1577–1585, Toronto, Canada. Association for Computational Linguistics.
- Branden Chan, Stefan Schweter, and Timo Möller. 2020. [German’s next language model](#). In *Proceedings of the 28th International Conference on Computational Linguistics*, pages 6788–6796, Barcelona, Spain (Online). International Committee on Computational Linguistics.
- Jing Chen, Emmanuele Chersoni, and Chu-ren Huang. 2022. [Lexicon of changes: Towards the evaluation of diachronic semantic shift in Chinese](#). In *Proceedings of the 3rd Workshop on Computational Approaches to Historical Language Change*, pages 113–118, Dublin, Ireland. Association for Computational Linguistics.
- Hyung Won Chung, Thibault Férvy, Henry Tsai, Melvin Johnson, and Sebastian Ruder. 2021. [Re-thinking embedding coupling in pre-trained language models](#). In *9th International Conference on Learning Representations, ICLR 2021, Virtual Event, Austria, May 3-7, 2021*. OpenReview.net.
- Gheorghe Comanici, Eric Bieber, Mike Schaeckermann, Ice Pasupat, Noveen Sachdeva, Inderjit Dhillon, Marcel Blistein, Ori Ram, Dan Zhang, Evan Rosen, and 1 others. 2025. Gemini 2.5: Pushing the frontier with advanced reasoning, multimodality, long context, and next generation agentic capabilities. *arXiv preprint arXiv:2507.06261*.

- Alexis Conneau, Kartikay Khandelwal, Naman Goyal, Vishrav Chaudhary, Guillaume Wenzek, Francisco Guzmán, Edouard Grave, Myle Ott, Luke Zettlemoyer, and Veselin Stoyanov. 2020. [Unsupervised cross-lingual representation learning at scale](#). In *Proceedings of the 58th Annual Meeting of the Association for Computational Linguistics*, pages 8440–8451, Online. Association for Computational Linguistics.
- Yiming Cui, Wanxiang Che, Ting Liu, Bing Qin, Shijin Wang, and Guoping Hu. 2020. [Revisiting pre-trained models for Chinese natural language processing](#). In *Proceedings of the 2020 Conference on Empirical Methods in Natural Language Processing: Findings*, pages 657–668, Online. Association for Computational Linguistics.
- Georgiana Dinu and Marco Baroni. 2014. [Improving zero-shot learning by mitigating the hubness problem](#). *CoRR*, abs/1412.6568.
- Haim Dubossarsky, Simon Hengchen, Nina Tahmasebi, and Dominik Schlechtweg. 2019. [Time-out: Temporal referencing for robust modeling of lexical semantic change](#). In *Proceedings of the 57th Annual Meeting of the Association for Computational Linguistics (ACL)*.
- Mariia Fedorova, Andrey Kutuzov, and Yves Scherrer. 2024. [Definition generation for lexical semantic change detection](#). In *Findings of the Association for Computational Linguistics: ACL 2024*, pages 5712–5724.
- Mario Giulianelli, Marco Del Tredici, and Raquel Fernández. 2020. [Analysing lexical semantic change with contextualised word representations](#). In *Proceedings of the 58th Annual Meeting of the Association for Computational Linguistics*, pages 3960–3973, Online. Association for Computational Linguistics.
- Roksana Goworek and Haim Dubossarsky. 2024. [Toward sentiment aware semantic change analysis](#). In *Proceedings of the 18th Conference of the European Chapter of the Association for Computational Linguistics: Student Research Workshop*, pages 350–357, St. Julian’s, Malta. Association for Computational Linguistics.
- Roksana Goworek and Haim Dubossarsky. 2025. [Multilinguality does not make sense: Investigating factors behind zero-shot cross-lingual transfer in sense-aware tasks](#). In *Proceedings of the 2025 Conference on Empirical Methods in Natural Language Processing*, pages 35004–35029, Suzhou, China. Association for Computational Linguistics.
- Roksana Goworek, Harpal Singh Karlcut, Hamza Shezad, Nijaguna Darshana, Abhishek Mane, Syam Bondada, Raghav Sikka, Ulvi Mammadov, Rauf Allahverdiyev, Sriram Satkirti Purighella, Paridhi Gupta, Muhinyia Ndegwa, Bao Khanh Tran, and Haim Dubossarsky. 2025. [SenWiCh: Sense-annotation of low-resource languages for WiC using hybrid methods](#). In *Proceedings of the 7th Workshop on Research in Computational Linguistic Typology and Multilingual NLP*, pages 61–74, Vienna, Austria. Association for Computational Linguistics.
- William L. Hamilton, Jure Leskovec, and Dan Jurafsky. 2016a. [Cultural shift or linguistic drift? comparing two computational measures of semantic change](#). In *Proceedings of the 2016 Conference on Empirical Methods in Natural Language Processing*, pages 2116–2121, Austin, Texas. Association for Computational Linguistics.
- William L. Hamilton, Jure Leskovec, and Dan Jurafsky. 2016b. [Diachronic word embeddings reveal statistical laws of semantic change](#). In *Proceedings of the 54th Annual Meeting of the Association for Computational Linguistics (Volume 1: Long Papers)*, pages 1489–1501.
- Yoon Kim, Yi-I Chiu, Kentaro Hanaki, Darshan Hegde, and Slav Petrov. 2014. [Temporal analysis of language through neural language models](#). In *Proceedings of the ACL 2014 Workshop on Language Technologies and Computational Social Science*, pages 61–65, Baltimore, MD, USA. Association for Computational Linguistics.
- Per E Kummervold, Javier De la Rosa, Freddy Wetjen, and Svein Arne Brygfeldt. 2021. [Operationalizing a national digital library: The case for a Norwegian transformer model](#). In *Proceedings of the 23rd Nordic Conference on Computational Linguistics (NoDaLiDa)*, pages 20–29, Reykjavik, Iceland (Online). Linköping University Electronic Press, Sweden.
- Sinan Kurtyigit, Maike Park, Dominik Schlechtweg, Jonas Kuhn, and Sabine Schulte im Walde. 2021. [Lexical semantic change discovery](#). In *Proceedings of the 59th Annual Meeting of the Association for Computational Linguistics and the 11th International Joint Conference on Natural Language Processing (Volume 1: Long Papers)*, pages 6985–6998.
- Andrey Kutuzov and Mario Giulianelli. 2020a. [Uio-uva at semeval-2020 task 1: Contextualised embeddings for lexical semantic change detection](#). In *SemEval@COLING 2020*.
- Andrey Kutuzov and Mario Giulianelli. 2020b. [UiO-UvA at SemEval-2020 task 1: Contextualised embeddings for lexical semantic change detection](#). In *Proceedings of the Fourteenth Workshop on Semantic Evaluation (SemEval)*, pages 126–134.
- Andrey Kutuzov, Samia Touileb, Petter Mæhlum, Tita Enstad, and Alexandra Wittemann. 2022a.

- NorDiaChange: Diachronic semantic change dataset for Norwegian. In *Proceedings of the Thirteenth Language Resources and Evaluation Conference*, pages 2563–2572, Marseille, France. European Language Resources Association.
- Andrey Kutuzov, Erik Velldal, and Lilja Øvrelid. 2022b. Contextualized embeddings for semantic change detection: Lessons learned. *Northern European Journal of Language Technology*, 8.
- Yinhan Liu, Myle Ott, Naman Goyal, Jingfei Du, Mandar Joshi, Danqi Chen, Omer Levy, Mike Lewis, Luke Zettlemoyer, and Veselin Stoyanov. 2019. Roberta: A robustly optimized BERT pre-training approach. *CoRR*, abs/1907.11692.
- Martin Malmsten, Love Börjesson, and Chris Haffenden. 2020. Playing with words at the national library of sweden—making a swedish bert. *arXiv preprint arXiv:2007.01658*.
- Marc Marone, Orion Weller, William Fleshman, Eugene Yang, Dawn Lawrie, and Benjamin Van Durme. 2025. mmbert: A modern multilingual encoder with annealed language learning. *arXiv preprint arXiv:2509.06888*.
- Matej Martinc, Petra Kralj Novak, and Senja Polak. 2020. Leveraging contextual embeddings for detecting diachronic semantic shift. In *LREC 2020*.
- Francesco Periti and Nina Tahmasebi. 2024. A systematic comparison of contextualized word embeddings for lexical semantic change. In *Proceedings of the 2024 Conference of the North American Chapter of the Association for Computational Linguistics: Human Language Technologies (Volume 1: Long Papers)*, pages 4262–4282, Mexico City, Mexico. Association for Computational Linguistics.
- Miloš Radovanović, Alexandros Nanopoulos, and Mirjana Ivanović. 2010. Hubs in space: Popular nearest neighbors in high-dimensional data. *J. Mach. Learn. Res.*, 11:2487–2531.
- Dominik Schlechtweg, Anna Hättö, Marco del Tredici, and Sabine Schulte im Walde. 2019. A wind of change: Detecting and evaluating lexical semantic change across times and domains. In *Proceedings of the 57th Annual Meeting of the Association for Computational Linguistics (ACL)*, pages 732–746.
- Dominik Schlechtweg, Barbara McGillivray, Simon Hengchen, Haim Dubossarsky, and Nina Tahmasebi. 2020a. Semeval-2020 task 1: Unsupervised lexical semantic change detection. In *Proceedings of the 14th International Workshop on Semantic Evaluation*.
- Dominik Schlechtweg, Barbara McGillivray, Simon Hengchen, Haim Dubossarsky, and Nina Tahmasebi. 2020b. Semeval-2020 task 1: Unsupervised lexical semantic change detection. In *Proceedings of the Fourteenth Workshop on Semantic Evaluation (SemEval)*, pages 1–23.
- Dominik Schlechtweg, Sachin Yadav, and Nikolay Arefyev. 2024. The lscd benchmark: A testbed for diachronic word meaning tasks. *arXiv preprint arXiv:2404.00176*.
- Nina Tahmasebi and Haim Dubossarsky. 2023. Computational modeling of semantic change. *arXiv preprint arXiv:2304.06337*.
- Khonzoda Umarova, Lillian Lee, and Laerdon Kim. 2025. Current semantic-change quantification methods struggle with discovery in the wild. In *Proceedings of the 2025 Conference on Empirical Methods in Natural Language Processing*, pages 35342–35355, Suzhou, China. Association for Computational Linguistics.
- Liang Wang, Nan Yang, Xiaolong Huang, Linjun Yang, Rangan Majumder, and Furu Wei. 2024. Multilingual e5 text embeddings: A technical report. *arXiv preprint arXiv:2402.05672*.
- Frank D. Zamora-Reina, Felipe Bravo-Marquez, and Dominik Schlechtweg. 2022. Lscdiscovery: A shared task on semantic change discovery and detection in spanish. In *Proceedings of the International Workshop on Computational Approaches to Historical Language Change (LChange’ 22)*.

## A Number of Generated Definitions

Language	# Words	Defs / Word
English	37	11.00 ± 5.36
German	48	3.75 ± 1.70
Swedish	31	4.26 ± 1.48
Latin	40	6.20 ± 1.14
Spanish	100	6.84 ± 4.14
Chinese	40	3.85 ± 1.71
Norwegian_1	40	4.75 ± 1.88
Norwegian_2	40	5.00 ± 1.99

Table 1: Number of target words and average number of generated definitions per word (mean ± standard deviation) for each language.

## B Definition Generation Prompts

## C Qualitative Analysis and Interpretability with AMD

Beyond quantitative evaluation, AMD enables a more fine-grained and interpretable analysis of semantic change through its directional



Language	Prompt
English	Write all dictionary definitions of {WORD} in English. One sense per line. Output only the definitions. Do not add any text before or after the definitions.
German	Schreibe alle Wörterbuchdefinitionen von {WORD} auf Deutsch. Eine Bedeutung pro Zeile. Gib nur die Definitionen aus. Füge keinen Text vor oder nach den Definitionen hinzu.
Swedish	Skriv alla ordboksdefinitioner av {WORD} på svenska. En betydelse per rad. Skriv endast definitionerna. Lägg inte till någon text före eller efter definitionerna.
Latin	Scribe omnes definitiones dictionarii verbi {WORD} Latine. Una significatio per lineam. Redde tantum definitiones. Ne quidquam addas ante aut post definitiones.
Spanish	Escribe todas las definiciones de diccionario de {WORD} en español. Un significado por línea. Devuelve solo las definiciones. No añadas ningún texto antes ni después de las definiciones.
Chinese	用中文写出“{WORD}”的所有词典释义。 每行一个义项。只输出释义，不要在释义前后添加任何文字。
Norwegian	Skriv alle ordbokdefinisjoner av {WORD} på norsk. Én betydning per linje. Svar kun med definisjonene. Ikke legg til tekst før eller etter definisjonene.

Table 2: Language-specific prompts used for dictionary definition generation.

components. Recall that the directional scores  $\text{AMD}(A \rightarrow B)$  and  $\text{AMD}(B \rightarrow A)$  capture asymmetric mismatches between periods. High  $\text{AMD}(A \rightarrow B)$  indicates usages in the earlier corpus that cannot be well matched in the later corpus, suggesting sense narrowing or disappearance, while high  $\text{AMD}(B \rightarrow A)$  highlights usages emerging in the later corpus, corresponding to sense broadening or innovation. Words exhibiting high values in both directions reflect overall shifts in meaning.

To illustrate this behaviour, we identify words with the largest imbalance between directional AMD scores (highest differences between them), highlighting cases of predominantly unidirectional change. Across both full embedding space and definition-based space (produced with XL-LEXEME), we observe patterns of narrowing (e.g., *plane*, *head*) and broadening/emergence of new senses (e.g., *record*, *graft*). While individual rankings vary slightly, the directional decomposition consistently surfaces words whose usage distributions change asymmetrically across time.

The definition-based space further enables a more explicit interpretation of these changes. For a given target word, we apply linear discriminant analysis (LDA) to its usage embeddings projected into definition-based space, identifying the direction that best separates usages from the two time periods. This yields

a weighted combination of definition dimensions, where positive weights indicate stronger association with the later corpus and negative weights with the earlier corpus. Inspecting the most discriminative dimensions provides a direct, human-interpretable signal as to which aspects of meaning are more or less represented between the two corpora (see Table 3).

For example, for *plane*, LDA highlights a shift from tool-related meanings to air-travel-related usages, while for *record*, the most discriminative dimensions correspond to a move from instrumental readings to official and documentary uses.

These examples illustrate how AMD, particularly when paired with interpretable lower-dimensional representations, supports targeted qualitative inspection of semantic change. Rather than treating semantic shift as a single scalar quantity, this framework enables distinguishing between different change patterns—such as sense emergence, disappearance, or redistribution—and relating them to interpretable semantic dimensions, enabling fine-grained inspection of semantic change beyond what is possible with global distance metrics based on full embeddings.

Word	Earlier-associated definition	Later-associated definition
<i>plane</i>	A tool consisting of a block with a projecting blade, for shaping and smoothing a wooden surface.	To travel in an airplane.
<i>record</i>	To indicate or show (a reading) on a measuring instrument.	To state for the purpose of being set down in an official account.

Table 3: Most discriminative definition dimensions identified by LDA in definition-based space for selected words. Negative weights are associated with the earlier corpus and positive weights with the later corpus.

## D Hubness Analysis of Embedding Spaces

Nearest-neighbour-based similarity measures in high-dimensional spaces are known to be affected by the *hubness phenomenon*, whereby a small number of points appear disproportionately often as nearest neighbours of other points due to distance concentration and anisotropic embedding geometry. In the context of lexical semantic change detection, hubness may bias metrics such as Average Minimum Distance (AMD) if a small number of transitional or atypical historical usages act as hubs for many modern usages. For instance, a historical usage with unusually modern-like contextual properties could become the nearest neighbour for a large fraction of modern embeddings, leading AMD to underestimate broader distributional change.

To quantify hubness across embedding spaces, we compute three symmetric hubness statistics derived from nearest-neighbour occurrence distributions: (i) **dominant nearest-neighbour share**, the proportion of embeddings whose nearest neighbour is the single most frequent hub; (ii) **unused nearest-neighbour share**, the proportion of embeddings that are never selected as nearest neighbours (anti-hubs); and (iii) **average nearest-neighbour load**, the average number of embeddings assigned to each embedding that serves as a nearest neighbour at least once. Each measure is computed in both temporal directions and averaged to obtain symmetric scores.

Overall, hubness effects are moderate and comparable across spaces, and do not exhibit pathological collapse that would explain AMD’s performance gains. Dominant nearest-neighbour share remains around 2–27, indicating that only a minority of embeddings collapse onto a single hub, while unused nearest-

neighbour share lies between 5 and 6, reflecting selective but non-pathological neighbourhood structure typical of high-dimensional embeddings. Importantly, the definition-projected space does not exhibit increased hub dominance relative to the original embedding space, and in fact slightly reduces both dominant and unused nearest-neighbour shares. The definition space shows a higher average nearest-neighbour load with greater variance, reflecting stronger local clustering around semantic prototypes induced by projection rather than pathological hub collapse.

To further assess robustness to hubness, we implement a symmetric variant of AMD based on greedy one-to-one matching between embeddings across corpora. Unlike standard AMD, which relies on independent nearest-neighbour assignments, this symmetric formulation constructs approximate optimal matchings and is therefore substantially less susceptible to hubness effects. Empirically, the symmetric matching AMD consistently outperforms APD and PRT and closely matches or improves upon standard AMD across spaces. This indicates that performance gains are not driven by hubness artefacts, but reflect improved semantic alignment between temporal corpora.

Overall, these results suggest that hubness does not account for the effectiveness of nearest-neighbour-based semantic change metrics in our setting, and that definition-based projection does not amplify hubness effects.

Metric	Full	Definition	PCA	Random
Dominant NN share	.268 (.159)	.259 (.167)	.243 (.134)	.197 (.139)
Unused NN share	.616 (.069)	.578 (.100)	.583 (.090)	.497 (.049)
Average NN load	2.882 (.618)	3.175 (1.521)	2.923 (.941)	2.330 (.648)

Table 4: Mean (standard deviation) of hubness measures across spaces, aggregated over languages and encoders.