
UniTAF: A MODULAR FRAMEWORK FOR JOINT TEXT-TO-SPEECH AND AUDIO-TO-FACE MODELING

Qiangong Zhou
Sumeru AI Technology Co., Ltd.
zhouqg2002@qq.com

Nagasaka Tomohiro *
Sumeru AI Technology Co., Ltd.
tomo@sumeru.ai.com

ABSTRACT

This work considers merging two independent models, TTS and A2F, into a unified model to enable internal feature transfer, thereby improving the consistency between audio and facial expressions generated from text. We also discuss the extension of the emotion control mechanism from TTS to the joint model. This work does not aim to showcase generation quality; instead, from a system design perspective, it validates the feasibility of reusing intermediate representations from TTS for joint modeling of speech and facial expressions, and provides engineering practice references for subsequent speech-expression co-design. The project code has been open source at: <https://github.com/GoldenFishes/UniTAF>

Keywords Text-to-Speech, Audio-to-Face Animation

1 Introduction

Existing speech-driven facial expression generation systems typically adopt a multi-stage pipeline composed of a large language model (LLM), text-to-speech (TTS), and audio-driven facial animation (A2F). In this paradigm, the modules are decoupled: the LLM generates textual content, TTS synthesizes speech from text, and A2F predicts facial expressions and motions from the audio signal. While this design offers modularity, it implicitly assumes that the high-level information required for speech and expression generation—such as emotion, prosody, and expressive intent—can be independently inferred from plain text or raw audio.

However, although such expression-related high-level information is implicitly modeled during the internal reasoning of the LLM, it is not preserved in the final textual output. As a result, both TTS and A2F must repeatedly infer the same emotional and prosodic attributes from limited inputs, leading to information loss and redundant computation.

From a theoretical perspective, directly modeling the joint distribution of text, audio, and facial expressions with a unified multimodal model is a more natural solution. In practice, however, such end-to-end approaches are often constrained by inference cost and controllability, making them difficult to deploy within existing frameworks. In contrast, modern TTS systems explicitly reconstruct rich intermediate representations during the text-to-speech mapping process, including phonetic timing and prosodic variations, which can be regarded as an engineering approximation of the intent generated by the LLM. Therefore, directly leveraging TTS intermediate representations to drive A2F constitutes a more practical solution under current system constraints, with reduced information loss.

Based on these observations, this paper proposes UniTextAudioFace (UniTAF), a joint modeling framework built upon IndexTTS2[1] and UniTalker[2], enabling the model to generate audio and facial expressions directly from text within a unified process. Furthermore, we explore the transfer of emotion control mechanisms from TTS to facial expression generation, thereby reducing redundant inference of the same high-level information across different modules and providing a more direct implementation path for consistent speech-expression modeling.

*Corresponding author

2 Related Work

2.1 Text-to-Speech with Intermediate Representation

In recent years, high-quality text-to-speech (Text-to-Speech, TTS) systems have gradually shifted from end-to-end waveform generation toward hierarchical or intermediate-representation-driven modeling paradigms, in order to improve speech naturalness, controllability, and modeling stability. Representative works such as the Tacotron series[3, 4] and the FastSpeech series[5, 6] decouple textual modeling from acoustic modeling by introducing intermediate features including mel-spectrograms, duration, and pitch.

Furthermore, TTS methods based on neural codecs have become a prevailing trend. Works such as VALL-E[7] and AudioLM[8] achieve higher fidelity and stronger generation consistency by representing speech with discretized acoustic tokens. Building upon this line of research, IndexTTS2[1] adopts multi-level acoustic indexing and explicit intermediate representation modeling, which maintains speech quality while providing stable and structured intermediate speech information for downstream tasks. Compared with directly modeling from text or waveforms, such intermediate representations exhibit stronger structure and interpretability in terms of rhythm, prosody, and speech dynamics.

Although these intermediate representations have been widely used to improve the generation quality of TTS systems themselves, their potential value in cross-modal generation tasks has not yet been systematically explored, particularly in scenarios involving speech-driven facial expression or facial animation generation.

2.2 Audio-driven Facial Animation

Audio-driven facial animation generation (Audio-to-Face, A2F) aims to generate facial motions that are consistent with the semantics, rhythm, and emotion of the input speech. Early approaches largely relied on handcrafted audio features, such as MFCC and F0, combined with regression models for prediction[9, 10], but exhibited clear limitations in terms of expression naturalness and emotional consistency.

With the advancement of deep learning, end-to-end neural networks have gradually become the dominant approach. Methods such as VOCA[11], FaceFormer[12], and SadTalker[13] directly predict 3D facial parameters from audio or acoustic features, achieving notable improvements in lip synchronization and motion coherence. However, these methods typically rely only on raw audio or shallow acoustic features, making it difficult to explicitly disentangle speech content, speaking rhythm, and higher-level prosodic or emotional information.

UniTalker[2] further proposes a unified speech-to-talker animation modeling framework. By modeling long-term dependencies between audio and facial parameters, it demonstrates strong stability in multi-speaker and long-sequence scenarios. Nevertheless, its inputs still primarily depend on audio or basic acoustic representations, and the intermediate semantic and prosodic information that has already been explicitly modeled during the speech generation process is not yet exploited.

2.3 Joint Modeling of Speech and Facial Motion

To alleviate the information misalignment between speech generation and facial expression generation, some studies have begun to explore joint modeling of speech and facial motion. For example, certain works attempt to share audio encoders or introduce emotion labels as intermediate conditions[14, 15] to enhance cross-modal consistency. However, such methods typically rely on additional annotations or prior assumptions, and the granularity of emotion and expression modeling remains limited.

In contrast to these approaches, this report focuses on directly reusing intermediate representations that have already been modeled within TTS systems, treating them as a bridge connecting text, speech, and facial expression generation. Since TTS intermediate representations naturally encode phonetic timing, prosodic variation, and speaking rhythm, this approach is well motivated from an engineering perspective and provides a means for cross-modal information alignment without requiring additional supervision.

2.4 Position of Our Work

Overall, existing works either focus on improving the speech generation quality of TTS systems themselves, or emphasize end-to-end mapping from audio signals to facial animation, while paying relatively little attention to the role of intermediate information produced during speech generation in A2F tasks.

This work does not aim to propose a new generative model or to outperform existing methods in terms of quantitative performance. Instead, from an engineering system perspective, it explores the feasibility of introducing intermediate

representations generated by IndexTTS2 into the UniTalker framework. The central question we investigate is whether the temporal and prosodic information that has already been explicitly modeled in TTS can serve as a more structured driving signal that can be directly utilized by an A2F system.

Through this attempt, we aim to provide empirical references for subsequent work on the co-design of TTS and A2F systems.

3 Training UniTAF Models

3.1 Overall Model Design

3.1.1 Design Choices for Joint TTS–A2F Modeling

When designing the joint model, we considered two possible fusion pathways.

The first pathway is to incorporate facial expression modeling directly into the TTS model, for example by having the language model (LLM) or the acoustic model within TTS simultaneously predict audio and expression-related latent variables. While this approach can, in theory, enable stronger end-to-end modeling, it faces significant limitations in engineering practice. First, different TTS systems vary substantially in model architecture and intermediate representations, making this approach difficult to reuse. Second, once the TTS model is replaced, the facial expression generation module often needs to be redesigned and retrained accordingly.

The second pathway is to keep the TTS model structure unchanged, treating it as a provider of speech and prosodic features, and to train an A2F model on top of its output intermediate representations. This approach offers stronger modularity from an engineering perspective and can more flexibly adapt to different TTS systems. Based on these considerations, we adopt the second design strategy and focus on the audio–expression alignment issues introduced by this choice.

3.1.2 Initial Design Objectives of UniTAF

UniTAF consists of three components: a frozen TTS backbone, IndexTTS2[1], a lightweight Audio Feature Adapter, and an A2F decoding module based on UniTalker[2].

Given an input text, IndexTTS2 first generates speech-related intermediate representations and audio features. Without modifying the parameters of the TTS model, these intermediate features are passed to the Audio Feature Adapter, which maps them into the feature space used by UniTalker. Subsequently, the A2F decoder predicts the corresponding facial animation sequence based on the adapted features.

This design enables speech generation and facial expression generation to be completed within a unified inference pipeline, while preserving the independence and replaceability of the TTS model.

3.2 Analysis of Audio–Face Misalignment

To support joint modeling of text, speech, and facial expressions, we construct a unified dataset based on existing audio-driven facial animation (A2F) datasets, referred to as the UniTAF Dataset. Original A2F datasets typically contain only audio signals and the corresponding facial animation sequences, while lacking strictly aligned textual annotations.

Specifically, we apply automatic speech recognition (ASR) to the original audio data to generate corresponding text transcriptions for each audio segment, thereby obtaining data samples in the form of triplets (text, audio, face). On this basis, we further unify the data format to ensure compatibility with the training interfaces of subsequent TTS and A2F models.

3.2.1 Sources of Misalignment

However, the first issue we encounter at this stage is data misalignment during model training with the constructed dataset:

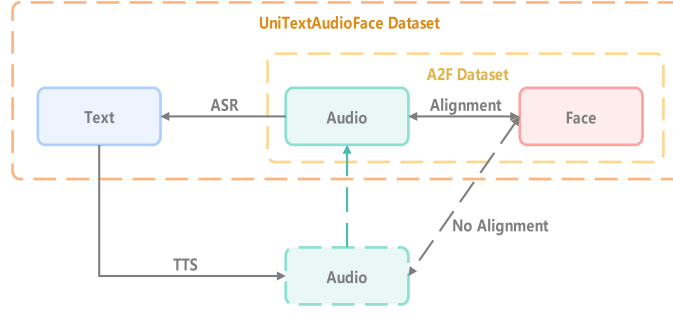


Figure 1: Audio-expression misalignment issue during training on the UniTAF dataset.

As shown in Figure 1, after converting an A2F dataset into text-audio-face triplets via ASR, the audio generated by the TTS module during training is not identical to the audio contained in the dataset. The facial expression supervision signals in the dataset are derived from the dataset audio rather than from the audio output by TTS. Training under such misaligned constraints leads to degradation of the A2F module, resulting in the loss of pretrained capabilities or even complete failure to converge.

This issue mainly arises from the following three sources of misalignment:

1. **Audio length misalignment:**

It is difficult to strictly constrain the length of audio generated by TTS. As a result, the TTS-generated audio cannot be matched frame by frame with the facial expression data in the dataset, causing label misalignment. This is effectively equivalent to training on incorrect samples at every time step.

2. **Semantic density misalignment within audio:**

Compared with the dataset audio, TTS-generated audio differs in semantic density, including variations in speaking rate and pause patterns for different parts of the text. Consequently, even if the TTS audio matches the dataset audio in overall length, internal misalignment still exists between the TTS audio and the facial expression annotations.

3. **Emotional expression misalignment:**

In emotion-controlled training, speech generated by TTS under emotion control is not strictly equivalent, in terms of emotional expression, to the original recorded audio in the A2F dataset. This discrepancy poses challenges for learning emotion control in the joint model.

Even when we freeze the TTS model and add an A2F module that generates facial expressions not from audio waveforms but from intermediate audio semantic features produced by TTS, the above three types of misalignment still persist. Moreover, in feature space, the audio length alignment problem described in the first point becomes even more difficult to address.

However, as indicated by the green dashed arrow in Figure 1, a potential solution is to align the audio generated by TTS with the audio in the dataset. Under this strategy, the <audio, face> misalignment encountered by the A2F facial expression generation module during training can be substantially alleviated.

In other words, a possible way to mitigate the misalignment between the audio features received by the facial expression generation module and the facial expression supervision signals during training is to jointly train TTS such that its outputs are constrained to match the audio in the dataset.

Applying this strategy on a well-pretrained TTS model places very high requirements on the quality of the audio data in the dataset.

3.2.2 Resolving Misalignment by Injecting Ground-Truth Audio Tokens under a Frozen TTS

We attempted to concatenate ground-truth (GT) audio features during training to alleviate the alignment issue. However, this strategy is only effective during training and introduces new distribution mismatches at inference time. Therefore, effective joint modeling requires aligning the output distribution of TTS with the audio feature distribution expected by the A2F model at the feature level.

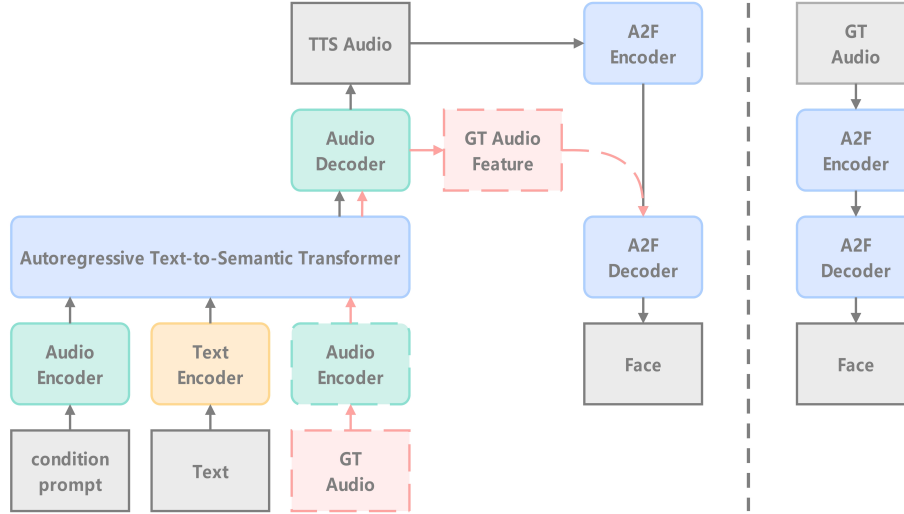


Figure 2: The process of concatenating GT audio for the joint TTS+A2F model. The left black solid-line pipeline represents the second design choice, where TTS is fully frozen and a complete A2F module is trained, which encounters misalignment between TTS-generated audio and the GT audio in the dataset. The left red dashed-line pipeline represents concatenating GT audio during training to obtain GT audio features, thereby resolving the audio–face misalignment during training. The right pipeline shows training a complete A2F model independently using the audio–face pairs from the dataset.

As shown in Figure 2, when GT audio is concatenated during the training pipeline and its intermediate features are extracted through the TTS audio encoder, these features—being directly derived from the GT audio in the dataset—do not suffer from alignment issues.

However, this only addresses the misalignment during training. Since the TTS model remains frozen and does not participate in training, the audio and audio features generated by TTS at inference time are still misaligned with the inputs expected by the A2F module. As long as TTS is not trained to output audio or audio features that follow the dataset distribution, training only the A2F module on the dataset distribution cannot eliminate inference-time discrepancies.

If the purpose of concatenating GT audio to TTS is merely to obtain features corresponding to the real dataset audio, then for the trained A2F module, this setup is effectively equivalent to directly training A2F independently using the audio–face pairs from the dataset (as shown on the right side of Figure 2). Although this approach shifts the data misalignment problem encountered when training a joint model with a frozen TTS to a generalization problem—from pretrained TTS outputs at inference time to the fine-tuned A2F inputs—it serves as a better mitigation compared to scenarios where training is nearly impossible due to severe data misalignment.

Therefore, the most desirable solution remains to train TTS such that its audio output distribution approximates the audio distribution of the dataset (as indicated by the green dashed arrow in Figure 1).

3.3 Two-Stage Training Strategy

3.3.1 Stage I: Pretraining the Audio Feature Adapter

To mitigate the feature distribution mismatch issue, we first introduce a lightweight audio feature adapter and pretrain it independently. During this stage, both IndexTTS2 and the UniTalker decoder are kept frozen, and only the adapter module is trained.

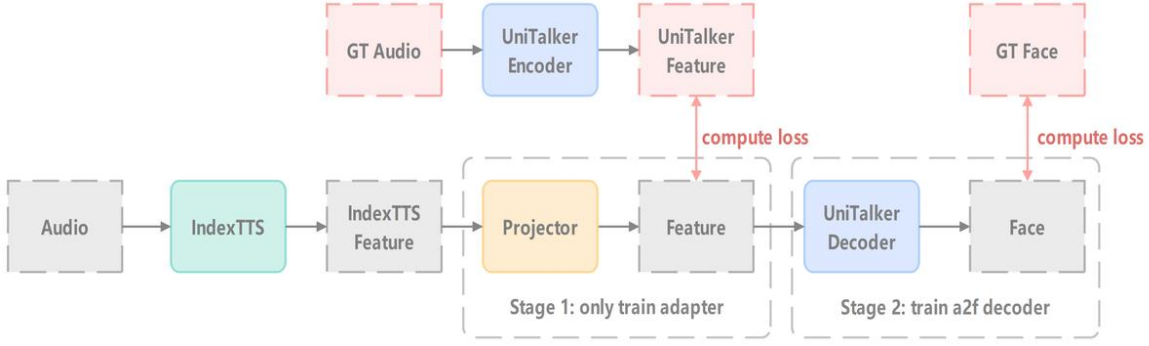


Figure 3: Two-stage training strategy for IndexTTS2 + UniTalker Decoder. In the first stage, IndexTTS features are projected into the UniTalker feature space; in the second stage, the facial expression generation component is formally trained.

As shown in Figure 3, instead of directly using facial reconstruction loss, we use features extracted from real audio by the UniTalker encoder as supervision targets, and train the adapter by minimizing the L2 distance between the adapter output and these features. The objective is to align the audio features received by the UniTalker decoder with the pretrained UniTalker feature space:

$$L_{\text{align}} = \|\text{Projector}(F_{\text{TTS}}) - F_{\text{GT}}\|^2 \quad (1)$$

where F_{TTS} denotes the audio features output by the GPT layers, and F_{GT} denotes the features extracted from real audio by the A2F encoder. This stage ensures that the intermediate representations produced by TTS are compatible with downstream facial expression generation tasks. Issues associated with directly constraining feature spaces are discussed in detail in Appendix A.

This design is motivated by the following observation: the mapping from high-dimensional features to facial vertices in the A2F decoder exhibits a many-to-one characteristic, and imposing supervision only at the decoder output layer cannot guarantee consistency in the feature space.

The adapter adopts a bottleneck architecture, incorporating channel dimensionality reduction and temporal down-sampling. It contains approximately 1.26M parameters, balancing expressive capacity while avoiding excessive computational overhead.

3.3.2 Stage II: Joint Training of the Adapter and A2F Decoder

In the second stage, we jointly fine-tune the audio feature adapter and the A2F decoder based on the initialized adapter. During this stage, real audio features are used as conditional inputs in training to ensure strict temporal and semantic alignment between audio and facial animation.

Experimental results indicate that, compared with freezing the adapter, jointly updating the adapter and decoder leads to a more stable training process and yields more consistent lip synchronization and expression variations in terms of visual quality.

3.4 Implementation Details of UniTAF

Therefore, the final UniTAF training framework adopts the following inference and training pipelines:

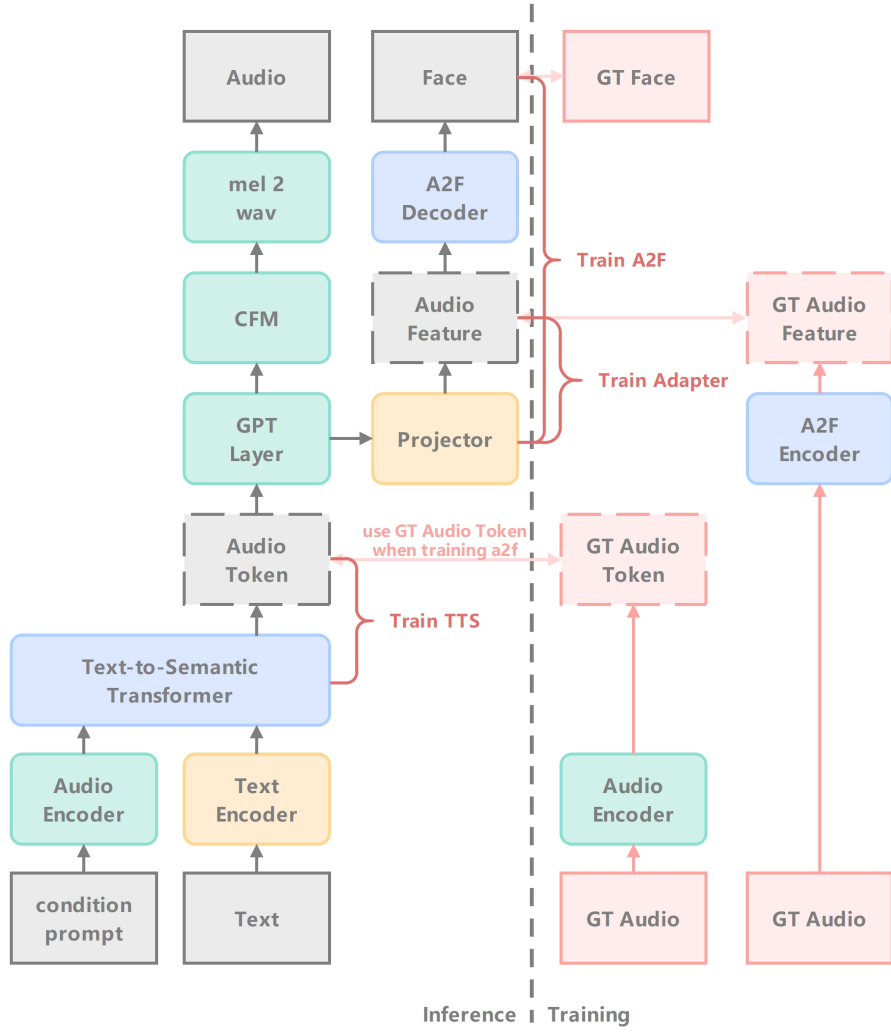


Figure 4: Overview of the UniTAF inference and training pipeline. In the first stage, the Projector layer is trained to align audio features to the UniTalker feature space; in the second stage, the Projector and the A2F Decoder are jointly trained to improve facial expression quality. Throughout training, the TTS outputs are consistently replaced with GT Audio Tokens to ensure data alignment, and the framework supports training the TTS component when the TTS inference distribution differs from the training distribution, in order to compensate for alignment issues.

As shown in Figure 4, UniTAF adopts a multi-stage progressive training strategy. While maintaining the stability of the TTS module (IndexTTS2), it gradually establishes a joint mapping among text, audio, and facial expressions. The entire framework is divided by a dashed line into a left inference flow and a right training supervision flow.

For the model backbone:

1. TTS backbone:

Based on IndexTTS2, the input text is encoded by the Text Encoder and, together with the conditional prompt extracted by the Audio Encoder, is fed into the Text-to-Semantic Transformer to generate Audio Tokens. These tokens are then modeled autoregressively by the GPT layers, followed by mel-spectrogram generation via the CFM (Conditional Flow Matching) module, and finally synthesized into waveform audio by the mel2wav module.

2. A2F branch:

Based on UniTalker, this branch consists of an A2F Encoder and an A2F Decoder. In conventional cascaded systems, the A2F Encoder directly extracts features from audio waveforms. In UniTAF, we introduce a learnable Projector (yellow module) that maps the internal Audio Features of TTS (outputs of the GPT layers) into the latent space of UniTalker, replacing the original audio-encoded features.

Regarding the training strategy, we employ the progressive approach described above. In the first stage, the Projector is trained for feature alignment; in the second stage, the Projector and the A2F Decoder are jointly optimized. To address the data misalignment issue discussed in Section 3.2 and to ensure training stability and inference consistency, UniTAF adopts a GT Audio Token replacement strategy during training. Specifically, when training the A2F branch, although the inference flow on the left has already autoregressively generated Audio Tokens, we replace them with GT Audio Tokens extracted from ground-truth audio via the Audio Encoder and feed them into the GPT layers, as indicated by the red highlighted path in Figure 4.

Although GT Audio Token replacement alleviates alignment issues during training, a distribution shift between TTS outputs and the feature distribution expected by A2F still exists at inference time. When this shift exceeds the generalization capability of the adapter, it becomes necessary to further train the TTS model to achieve distribution adaptation.

3.5 A2F Loss Design

3.5.1 Limitation of MSE-Based Training

In audio-driven facial animation (Audio-to-Face, A2F) tasks, models typically adopt mean squared error (MSE) in either coefficient space or vertex space as the primary training objective. However, in practice, we observe that using only MSE loss often leads to a contraction of mouth motion amplitude, where the model tends to predict an “average” mouth shape with partially open lips.

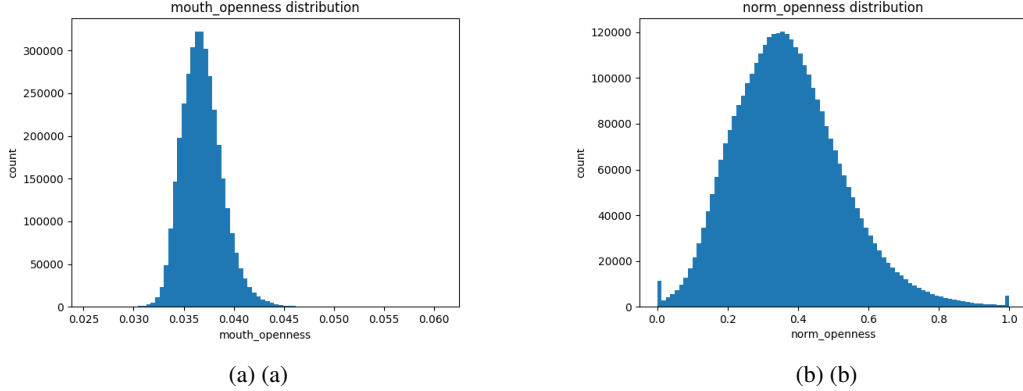


Figure 5: The figure (a) shows the original distribution of mouth openness in the training samples; the figure (b) shows the distribution normalized within the interval $[0.032, 0.045]$.

This phenomenon is closely related to the statistical distribution of the training data. As shown in Figure 5a, in large-scale training datasets, moderately open mouth states dominate, while fully closed or widely opened mouth states occur only under specific phonetic conditions. When minimizing the expected error, MSE assigns higher weight to high-frequency states, thereby weakening the model’s ability to represent extreme mouth configurations.

3.5.2 Mouth Openness as an Explicit State Variable

To explicitly characterize mouth shape states, we select a set of key vertices related to the mouth region in vertex space, and define mouth openness as the maximum vertical span of these vertices:

$$\text{MouthOpenness} = \max(y_{\text{mouth}}) - \min(y_{\text{mouth}}) \quad (2)$$

This definition has an intuitive geometric interpretation, and its numerical distribution exhibits relatively stable interval characteristics across different mouth shape states. As shown in Figure 10 (see Appendix B), this metric can effectively distinguish between closed-mouth, normal speaking, and clearly open-mouth states.

Based on a statistical analysis of the training data, we map Mouth Openness to a normalized scalar $\text{norm_openness} \in [0, 1]$. The selection of the normalization interval will be further explained in Section 3.5.4 in conjunction with Figure 5 and Figure 6.

3.5.3 Mouth-State-Aware Vertex Loss

After obtaining the normalized mouth openness norm_openness for each frame, we propose a mouth-state-aware vertex-space weighted loss (Mouth-State-Aware Vertex Loss). The core idea is to amplify the error penalty when the mouth is in extreme open or closed states, while reducing the penalty in intermediate transition states, thereby guiding the model to more accurately capture salient mouth shapes.

Specifically, the weighting coefficient is defined as:

$$w = \alpha \cdot |\text{norm_openness} - 0.5|^\gamma \quad (3)$$

where α controls the overall scaling strength and γ controls the steepness of the weighting curve. In our experiments, we set $\alpha = 3.0$ and $\gamma = 2.0$.

The corresponding weighted loss over mouth vertices is defined as:

$$\mathcal{L}_{\text{mouth}} = \sum_t w_t \cdot \left\| \mathbf{v}_{\text{pred}}^{(t)} - \mathbf{v}_{\text{gt}}^{(t)} \right\|^2 \quad (4)$$

Since the magnitude of this loss term is significantly smaller than that of the coefficient-space loss, we introduce a scaling factor λ to balance gradient contributions. The final training objective for A2F is:

$$\mathcal{L} = \mathcal{L}_{\text{coeff}} + \lambda \mathcal{L}_{\text{mouth}}, \quad \lambda = 10^5 \quad (5)$$

3.5.4 Data Distribution and Adaptive Normalization Range

Under the initial normalization interval $[0.032, 0.045]$, the distribution of Mouth Openness in the training data is shown in Figure 5. As can be observed, most samples are concentrated in the mid-range mouth opening region, causing the corresponding weighting coefficients to be close to zero and resulting in overly sparse effective supervision signals.

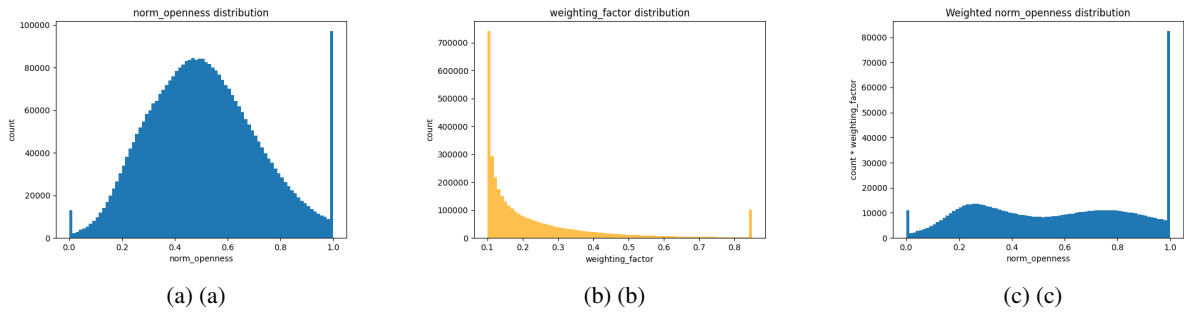


Figure 6: Distributions of norm_openness under the adjusted normalization interval (a), the corresponding weighting coefficients (b), and the actual loss contribution across different mouth opening levels (c).

This issue becomes more evident in the loss contribution distributions. As shown in Figure 6b and Figure 6c, samples with different mouth opening levels contribute unevenly to the total loss, further exacerbating training bias.

To address this issue, we adaptively adjust the normalization interval under the following constraints:

1. Cover approximately 95% of the training samples (see Figure 6a).

2. After weighting, the actual loss contributions from closed-mouth and open-mouth samples on both sides are approximately balanced (see Figure 6c).

The final normalization interval achieves a balance between maintaining constraints on extreme mouth shapes and improving overall training stability.

3.5.5 Decoupling Mouth Clarity from Global Facial Stability

In our experiments, we further observe that directly applying mouth-state weighting to the full set of facial vertices leads to jitter in non-mouth regions. Along the temporal dimension, this phenomenon manifests as the accumulation of high-frequency noise rather than genuine expression changes.

Therefore, we decouple mouth shape clarity from overall facial stability by introducing mouth-state weighting only to key mouth vertices, while keeping the original vertex loss for the remaining regions:

$$\mathcal{L} = \left\| \mathbf{V}_t - \hat{\mathbf{V}}_t \right\|^2 + w(\text{norm}_t) \cdot \left\| \mathbf{M}_t - \hat{\mathbf{M}}_t \right\|^2 \quad (6)$$

This design concentrates gradient updates on mouth-related dimensions, thereby improving the sharpness of mouth shape boundaries while maintaining overall facial stability.

4 Discussion

4.1 From Lip Synchronization to Facial Expression Modeling

This work primarily focuses on audio-driven lip motion generation and validates high-consistency modeling among text, audio, and lip movements through the UniTextAudioFace (UniTAF) framework. However, in real human communication, speech not only drives mouth movements but is also accompanied by rich facial expression variations. How to introduce controllable modeling of non-lip facial expressions while maintaining precise lip synchronization remains an engineering challenge to be addressed in future extensions of the UniTAF framework.

4.1.1 Audio-to-Mouth and Audio-to-Expression Are Differently Constrained

From physiological and perceptual perspectives, speech signals exhibit strong constraints with respect to lip movements, while their correlation with non-lip facial expressions—such as eyebrow motion, eye behavior, or overall facial muscle tension—is significantly weaker. The same utterance spoken under different emotional states can share highly consistent speech content and lip movement patterns, yet display substantial differences in overall facial expressions.

Based on this distinction, directly relying on audio features to generate full facial expressions often results in insufficient emotional expressiveness or unstable expressions. Therefore, in UniTAF, we restrict audio-driven modeling primarily to lip motion generation, and treat non-lip facial expressions as a residual component that requires additional conditioning for modeling.

4.1.2 Emotional Representation in IndexTTS2

IndexTTS2 introduces an explicit emotion control mechanism in its text-to-speech generation process. Emotional information is primarily modeled during the autoregressive generation of text-to-semantic tokens and influences subsequent speech generation through emotion vectors. In the semantic-to-mel stage, this information is further integrated in an implicit manner into the continuous GPT latent representations.

This design implies that IndexTTS2 has already learned emotion-related high-level semantic–prosodic representations that are temporally continuous and stable. Compared with raw audio features, such representations are more suitable as driving signals for the rhythm and intensity of facial expression variations.

4.1.3 Modular Extension for Expression Modeling

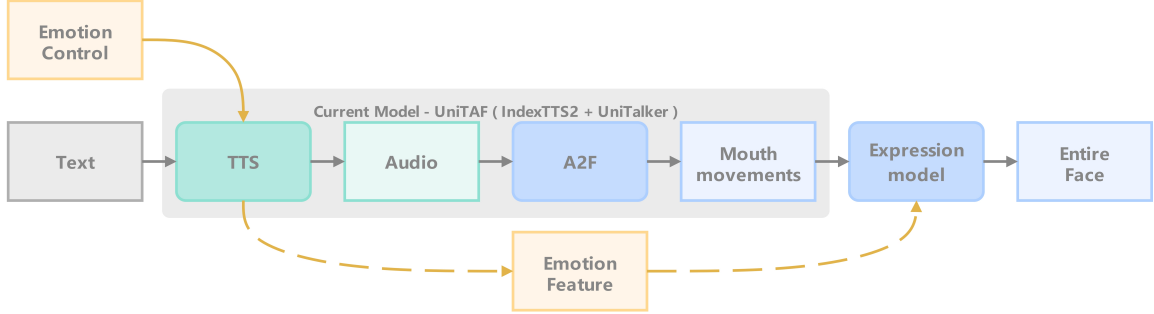


Figure 7: Illustration of enriched facial expression generation with additional emotion control.

Based on the above analysis, we propose a modular extension to the existing UniTAF framework. Specifically, an independent facial expression generation module is introduced. Under the premise that lip motions are already generated with precise audio alignment, this module is dedicated to modeling non-lip facial expression variations.

As shown in Figure 7, this module takes the lip motion results generated by A2F as a temporally aligned anchor and, together with emotion-related features from TTS, predicts the residual component of the full facial expression:

$$\Delta_{\text{face}} = f(\text{mouth}, \text{latent}, \text{emotion}) \quad (7)$$

Here, the lip motion constraint prevents disruption of the existing audio–lip synchronization, while the emotion-related features control the direction and intensity of facial expression changes.

4.1.4 Training Feasibility Based on Existing Data

At the data level, this extension does not require additional emotion annotations. Since IndexTTS2 supports extracting emotion embeddings from audio, during training the target audio in the dataset can be directly used as an emotion prompt, from which the corresponding emotion control features are extracted as conditional inputs (see Appendix C).

This approach is feasible from an engineering perspective and maintains consistency between the TTS and facial expression generation modules with respect to emotion control mechanisms.

4.2 Modular and End-to-End Joint Modeling

In the previous sections, UniTAF was designed as a modular joint modeling framework that decouples text-to-speech (TTS) and audio-driven facial animation (A2F) through explicit feature adaptation modules. This design is primarily motivated by engineering considerations, including system reusability, training stability, and compatibility with existing TTS and A2F models.

From a modeling perspective, a more radical solution is to adopt an end-to-end language model that jointly generates speech and facial expressions directly from text. Under this setting, the speech signal and facial animation are produced by the same generative process and naturally remain consistent in temporal structure, semantic rhythm, and latent conditioning. In theory, such an end-to-end approach can eliminate multiple sources of misalignment analyzed in Section 3.2, including differences in speech duration, inconsistencies in semantic density, and deviations in emotional expression.

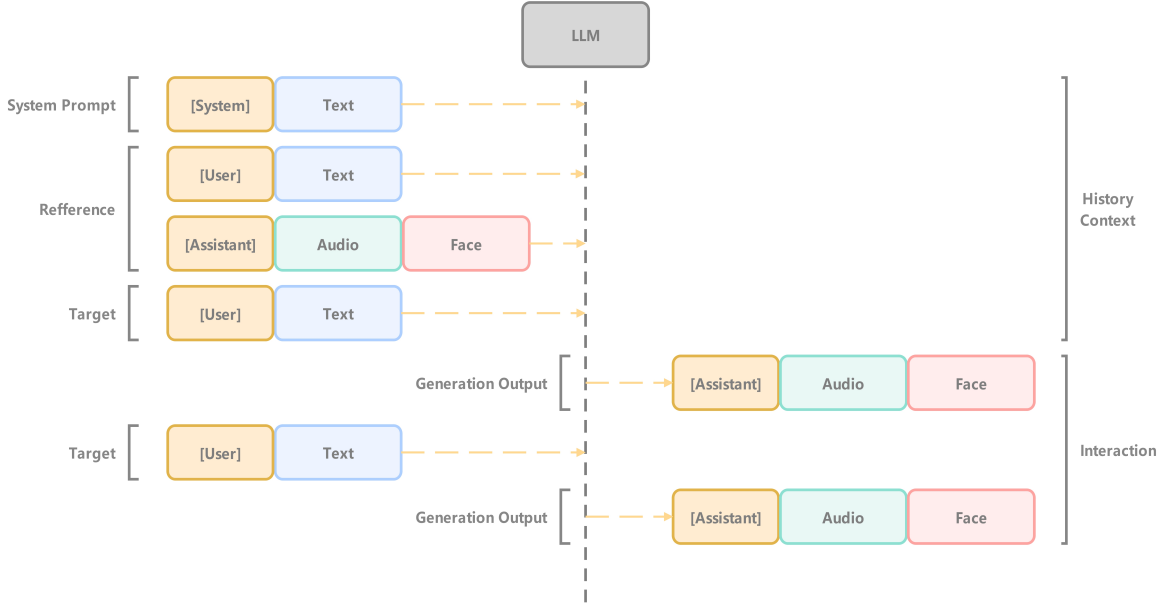


Figure 8: End-to-end audio and facial expression generation based on an LLM.

As shown in Figure 8, we modify the conversational paradigm of an LLM to enable joint generation of audio and facial expressions from text input. This paradigm is highly compatible with both voice cloning and face cloning, and prior work has already demonstrated the feasibility of similar approaches [16].

In contrast, the modular design adopted by UniTAF explicitly separates the responsibilities of speech generation and expression generation. While preserving the independence of each module, feature-level alignment is achieved through audio feature adapters and a staged training strategy. This design allows the system to fully leverage existing pretrained TTS and A2F models and to combine and extend them without altering their internal architectures.

If resources permit, we would strongly recommend using an end-to-end generation paradigm rather than the modular joint model implemented in this work. Therefore, this paper does not attempt to compare the performance of modular and end-to-end approaches. Instead, the modular joint modeling strategy is viewed as a pragmatic compromise under current data availability and engineering constraints. End-to-end joint generation remains a promising research direction, while the goal of UniTAF is to provide a practical and extensible engineering framework for effectively integrating existing speech synthesis systems with facial animation models.

5 Conclusion

From the perspective of engineering system design, this paper investigates how to achieve tighter collaborative modeling of text, speech, and facial expressions within existing text-to-speech (TTS) and audio-driven facial animation (A2F) frameworks. We propose UniTextAudioFace (UniTAF), which integrates speech generation and lip-sync generation into a unified inference pipeline by reusing intermediate representations already learned within the TTS system, without modifying the TTS backbone architecture.

To address the audio-expression misalignment commonly encountered in joint training, we systematically analyze its underlying causes and propose a two-stage training strategy together with a GT Audio Token replacement mechanism, enabling a stable and practical training pipeline from an engineering standpoint. In addition, to mitigate the distribution bias of conventional loss functions in lip modeling, we introduce a vertex-space weighted loss based on lip-state awareness, which strengthens supervision under extreme mouth shapes.

Rather than targeting improvements in perceptual quality or benchmark metrics, this work aims to validate the feasibility of reusing TTS intermediate representations for A2F modeling in real-world systems and to summarize several key engineering insights. We hope that this study can serve as a reference for future system designs on collaborative modeling of speech and facial expressions.

Acknowledgments

We acknowledge the support provided by Sumeru AI.

Author Contributions

Qiangong Zhou : Code contribution. **Nagasaka Tomohiro** : Project supervision.

References

- [1] Siyi Zhou, Yiquan Zhou, Yi He, Xun Zhou, Jinchao Wang, Wei Deng, and Jingchen Shu. IndexTTS2: A breakthrough in emotionally expressive and duration-controlled auto-regressive zero-shot text-to-speech. *arXiv preprint arXiv:2506.21619*, 2025.
- [2] Xiangyu Fan, Jiaqi Li, Zhiqian Lin, Weiye Xiao, and Lei Yang. Unitalker: Scaling up audio-driven 3d facial animation through a unified model. In *European Conference on Computer Vision*, pages 204–221. Springer, 2024.
- [3] Yuxuan Wang, RJ Skerry-Ryan, Daisy Stanton, Yonghui Wu, Ron J Weiss, Navdeep Jaitly, Zongheng Yang, Ying Xiao, Zhifeng Chen, Samy Bengio, et al. Tacotron: Towards end-to-end speech synthesis. *arXiv preprint arXiv:1703.10135*, 2017.
- [4] Jonathan Shen, Ruoming Pang, Ron J Weiss, Mike Schuster, Navdeep Jaitly, Zongheng Yang, Zhifeng Chen, Yu Zhang, Yuxuan Wang, Rj Skerry-Ryan, et al. Natural tts synthesis by conditioning wavenet on mel spectrogram predictions. In *2018 IEEE international conference on acoustics, speech and signal processing (ICASSP)*, pages 4779–4783. IEEE, 2018.
- [5] Yi Ren, Yangjun Ruan, Xu Tan, Tao Qin, Sheng Zhao, Zhou Zhao, and Tie-Yan Liu. FastSpeech: Fast, robust and controllable text to speech. *Advances in neural information processing systems*, 32, 2019.
- [6] Yi Ren, Chenxu Hu, Xu Tan, Tao Qin, Sheng Zhao, Zhou Zhao, and Tie-Yan Liu. FastSpeech 2: Fast and high-quality end-to-end text to speech. *arXiv preprint arXiv:2006.04558*, 2020.
- [7] Chengyi Wang, Sanyuan Chen, Yu Wu, Ziqiang Zhang, Long Zhou, Shujie Liu, Zhuo Chen, Yanqing Liu, Huaming Wang, Jinyu Li, et al. Neural codec language models are zero-shot text to speech synthesizers. *arXiv preprint arXiv:2301.02111*, 2023.
- [8] Zalan Borsos, Raphaël Marinier, Damien Vincent, Eugene Kharitonov, Olivier Pietquin, Matt Sharifi, Dominik Roblek, Olivier Teboul, David Grangier, Marco Tagliasacchi, et al. Audioldm: a language modeling approach to audio generation. *IEEE/ACM transactions on audio, speech, and language processing*, 31:2523–2533, 2023.
- [9] Sarah L Taylor, Moshe Mahler, Barry-John Theobald, and Iain Matthews. Dynamic units of visual speech. In *Proceedings of the 11th ACM SIGGRAPH/Eurographics conference on Computer Animation*, pages 275–284, 2012.
- [10] Tero Karras, Timo Aila, Samuli Laine, Antti Herva, and Jaakko Lehtinen. Audio-driven facial animation by joint end-to-end learning of pose and emotion. *ACM Transactions on Graphics (ToG)*, 36(4):1–12, 2017.
- [11] Daniel Cudeiro, Timo Bolkart, Cassidy Laidlaw, Anurag Ranjan, and Michael J Black. Capture, learning, and synthesis of 3d speaking styles. In *Proceedings of the IEEE/CVF conference on computer vision and pattern recognition*, pages 10101–10111, 2019.
- [12] Yingruo Fan, Zhaojiang Lin, Jun Saito, Wenping Wang, and Taku Komura. Faceformer: Speech-driven 3d facial animation with transformers. In *Proceedings of the IEEE/CVF conference on computer vision and pattern recognition*, pages 18770–18780, 2022.
- [13] Wenxuan Zhang, Xiaodong Cun, Xuan Wang, Yong Zhang, Xi Shen, Yu Guo, Ying Shan, and Fei Wang. Sadtalker: Learning realistic 3d motion coefficients for stylized audio-driven single image talking face animation. In *Proceedings of the IEEE/CVF conference on computer vision and pattern recognition*, pages 8652–8661, 2023.
- [14] Ziqiao Peng, Haoyu Wu, Zhenbo Song, Hao Xu, Xiangyu Zhu, Jun He, Hongyan Liu, and Zhaoxin Fan. Emotalk: Speech-driven emotional disentanglement for 3d face animation. In *Proceedings of the IEEE/CVF international conference on computer vision*, pages 20687–20697, 2023.
- [15] Xinya Ji, Hang Zhou, Kaisiyuan Wang, Qianyi Wu, Wayne Wu, Feng Xu, and Xun Cao. Eamm: One-shot emotional talking face via audio-based emotion-aware motion model. In *ACM SIGGRAPH 2022 conference proceedings*, pages 1–10, 2022.

- [16] Boson AI. Higgs Audio V2: Redefining Expressiveness in Audio Generation. <https://github.com/boson-ai/higgs-audio>, 2025. GitHub repository. Release blog available at <https://www.boson.ai/blog/higgs-audio-v2>.

Appendix

A Pitfalls in Feature Space Alignment

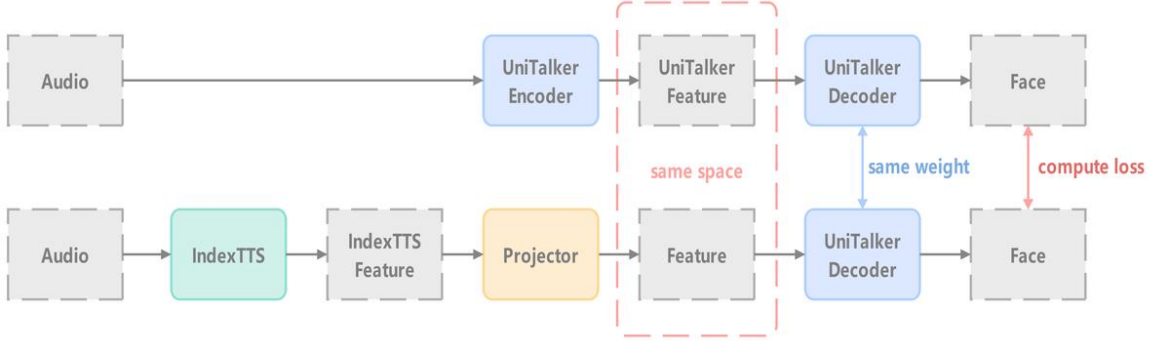


Figure 9: An incorrect feature-space alignment strategy.

Here, we compute the loss on the final generated face and, under the condition that the UniTalkerDecoder weights are fixed, expect this loss to constrain the features produced by the projector to lie within the UniTalker feature space.

However, the features constrained in this manner do not reside in the same space as the UniTalkerFeature. Only features computed directly by the UniTalkerEncoder can be constrained to lie within the same feature space.

This is because the UniTalkerDecoder performs a linear mapping that compresses high-dimensional features into a low-dimensional face representation. This mapping is many-to-one: the feature space that can be mapped by the UniTalkerDecoder to a correct face is much larger than the UniTalker feature space, and its properties are different.

Therefore, we correct this misconception by modifying the loss computation of the Adapter module. Specifically, the loss is computed between the UniTalkerFeature obtained by passing the GT Audio through the UniTalkerEncoder and the feature output by the Projector, as shown in Figure 3.

B Visualization of Mouth Opening and Closure




Figure 10: Illustration of the quantitative measurement of facial mouth opening degree.

As shown in Figure 10, we quantify the mouth opening degree of ARKit facial expressions by measuring the distance between the upper lip and the lower lip in the vertex space.

C Data for Emotion Control

At present, we already have text–audio–expression data pairs. To train emotion control (for example, adding an emotion vector to specify emotion as in IndexTTS2), we may need to annotate the dataset with emotion control features that can be accepted by UniTAF. For example:

1. Separate the encoder in IndexTTS2 that extracts emotion features from audio, and use it to implement a dedicated tool that pre-annotates emotion features for the audio in the dataset.
2. Enable UniTAF, during inference and training, to directly accept pre-extracted emotion control features, instead of letting UniTAF infer them by itself.

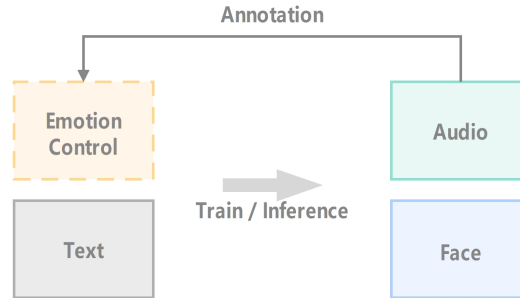


Figure 11: Based on IndexTTS2 emotion control, emotion features are extracted from audio data, extending the data pairs to emotion–text–audio–expression data pairs.

During training and inference, we require the extracted emotion control features together with text as input, in order to generate emotionally expressive audio and facial expressions.

Based on the emotion control embedding mechanism of IndexTTS2:

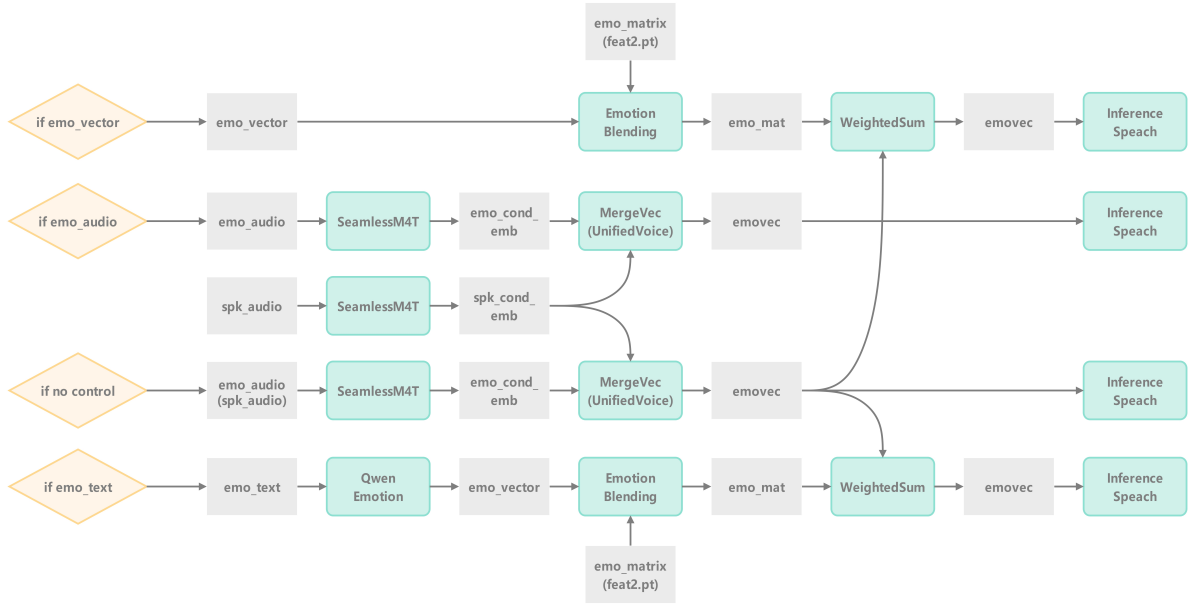


Figure 12: The pipeline of the emotion control mechanism in IndexTTS2.

In principle, we use the `emo_cond_emb` extracted from audio as the basis to obtain emotion control within the IndexTTS2 pipeline, and to train UniTAF with emotion control capability. This process does not disrupt the original emotion control mechanism of IndexTTS2.

With this mechanism being internally complete, we can also directly use any emotion control method supported by IndexTTS2 at inference time on the trained UniTAF to generate emotionally rich facial expressions, even though UniTAF is trained using only a single control form, namely emotion features extracted from audio.

Essentially, the emotion control in IndexTTS2 consists of two paths. One path extracts emotion embeddings from audio (either a speaker reference audio or an additional emotion reference audio). The other path generates emotion embeddings from text or from a specified emotion vector.

Emotion embeddings extracted from audio are reversible for dataset annotation: we can re-extract emotion embeddings from audio generated by the TTS itself and use them again as TTS control conditions for comparison.

In contrast, inferring emotion from text or directly specifying an emotion vector is irreversible. We cannot recover the emotion vector `emo_vector` from already generated audio data. Therefore, during training, we can only train the emotion control path that infers emotion embeddings from target audio, since the only emotion condition input that can be obtained from the GT data comes from audio-based emotion embeddings.

In practice, we can explicitly extract the emotion embeddings from the GT audio and save them, and then load them directly during training. Alternatively, we can infer the emotion embeddings from the GT audio on the fly during training and use them as the emotion control conditions.

If the emotion control received by the Expression model is the fully extracted `emovec` shown in Figure 12, rather than `emo_cond_emb`, then it is not necessary to save the `emo_cond_emb` currently extracted from audio. No additional processing of the dataset is required; it is sufficient to pass the GT audio as `emo_prompt_audio`.

Therefore, in Figure 11, the dataset still consists only of text–audio–expression data pairs, and there is no need to explicitly store Emotion Control. During training, the Emotion Control is directly inferred from the GT Audio.