

jina-embeddings-v5-text: Task-Targeted Embedding Distillation

Mohammad Kalim Akram*, Saba Sturua*, Nastia Havriushenko*,
 Quentin Herreros*, Michael Günther*, Maximilian Werk*, Han Xiao

Jina by Elastic
 research@jina.ai

Abstract

Text embedding models are widely used for semantic similarity tasks, including information retrieval, clustering, and classification. General-purpose models are typically trained with single- or multi-stage processes using contrastive loss functions. We introduce a novel training regimen that combines model distillation techniques with task-specific contrastive loss to produce compact, high-performance embedding models. Our findings suggest that this approach is more effective for training small models than purely contrastive or distillation-based training paradigms alone. Benchmark scores for the resulting models, `jina-embeddings-v5-text-small` and `jina-embeddings-v5-text-nano`, exceed or match the state-of-the-art for models of similar size. `jina-embeddings-v5-text` models additionally support long texts (up to 32k tokens) in many languages, and generate embeddings that remain robust under truncation and binary quantization. Model weights are publicly available, hopefully inspiring further advances in embedding model development.

1 Introduction

Information retrieval (IR) systems increasingly rely on text embedding models as first-stage retrievers, replacing or augmenting traditional methods. These models map queries and documents into a shared dense vector space, enabling efficient retrieval via nearest-neighbor search. These dense embeddings see use in a wide array of IR applications, including web search, question-answering, and retrieval-augmented generation, as well as other purposes like recommendation systems, clustering, classification and quantification of semantic similarity.

The prevailing architecture for embedding models is a transformer architecture augmented with a pooling layer, first introduced for Sentence-BERT [Reimers and Gurevych, 2019]. Recent

models, like Qwen3Embeddings [Zhang et al., 2025a] and Embedding-Gemma [Vera et al., 2025], are trained using contrastive learning. Alternatively, knowledge distillation provides an efficient mechanism for training small models to mimic the behavior of one or more teacher models, as exemplified by the Jasper model [Zhang et al., 2024a].

This work combines model distillation with task-specific contrastive loss training, demonstrating that (1) distillation outperforms naive contrastive training, (2) our combined approach leads to further improvements compared to a pure distillation-based approach, and (3) the resulting models perform on the MTEB benchmarks [Enevoldsen et al.] on-par with or better than recent models with comparable sizes.

Specifically, this work’s contributions are:

- *Training Method:* We introduce a new training method that combines distillation with task-specific, specialized training objectives
- *Empirical Analysis of Distillation Methods:* We present a comparative analysis of different distillation methods for embedding models.
- *Model Release:* We have released the resulting model weights to the public¹ in order to foster advances in the field.

2 Related Work

Related work spans work about distilling language models in general, research into distillation specifically for embedding models, and contrastive multi-task learning.

2.1 Language Model Distillation

Model distillation is an approach to creating compact language models that has been used to create models like DistilBERT [Sanh et al., 2019].

*Equal contribution.

¹<https://huggingface.co/collections/jinaai/jina-embeddings-v5-text>

Distillation uses specialized loss functions to align a “student” model with a “teacher.” For DistilBERT, this means one function to align their outputs, and one to align the hidden layers using cosine loss. Alternatively, MiniLM models [Wang et al., 2020] are distilled by mimicking the self-attention behavior of the parent model. TinyBERT [Jiao et al., 2020] uses a pre-trained version of BERT during pre-training and a fine-tuned version for fine-tuning. Chen et al. [2021] follow up on this work by developing a reranker model using the same technique with additional labeled data.

2.2 Embedding Model Distillation

Early approaches [Hofstätter et al., 2020, Menon et al., 2022] to the distillation of embedding models focused on aligning new models with the similarity scores of teacher models. Kim et al. [2023] employ a projection layer to align teacher and student embedding spaces and perform distillation on the embeddings directly. Yang et al. [2024], Musacchio et al. [2025] train cross-lingual dense retrieval models using machine translation. Zhang et al. [2024a] introduce techniques for multi-teacher distillation, using both embedding alignment and score-based distillation methods, applied over multiple training stages. Formont et al. add a Gaussian kernel-based loss component for multi-teacher distillation. This appears to improve performance for embedding-based distillation with a projection layer setup. Also, Zhang et al. [2025b] recently proposed an approach that consists of a distillation and a contrastive training stage. Unlike our method, it only fine-tunes an existing embedding model and does not address differences in optimization methods for different task types.

2.3 Task-Specific Embedding Training

Researchers have also proposed a variety of techniques to train embedding models to jointly optimize for different tasks and thereby resolve task conflicts.

Joint optimization to support multiple target domains commonly involves combinations of loss functions [Wang et al., 2014, Chen et al., 2024] or varying the training objective during training [Mohr et al., 2024]. Additionally, generating multiple models via task-specific fine-tuning and then merging their weights using “model soup” methods has proven productive [Vera et al., 2025].

Instruction tuning has been proposed to resolve task conflicts in both text [Su et al., 2023] and

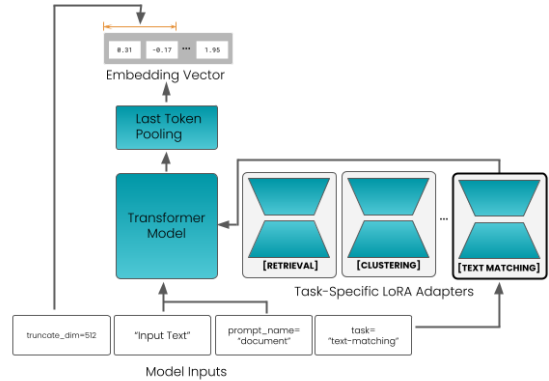


Figure 1: Architecture of jina-embeddings-v5-text.

Table 1: Attributes of the Base Models and the Resulting Embedding Models

Model Name	Parameters Base	LoRA	RoPE θ	Max. Tokens	Emb. Dim.
j-v5-text-small	596M	4×20.2M	3.5M	32K	1024
j-v5-text-nano	212M	4×6.7M	1M	32K	768
Base Models					
Qwen3-0.6B	600M	–	1M	32K	1024
EuroBERT-210M	210M	–	250K	8K	768

image [Zhang et al., 2024b] retrieval models. Instructions enable fine-grained manual adjustments to improve embedding performance for specific domains and task types. However, achieving strong performance with hand-crafted instructions requires additional labeling effort from practitioners. Alternatively, LoRA adapters allow task-specific adaptations to be trained independently and have also been shown to resolve task conflicts effectively [Sturua et al., 2025].

3 Model Architecture

Figure 1 displays the model architecture. It is a transformer model that closely follows the schema of other pre-trained language models [Boizard et al., 2025, Yang et al., 2025]. The model translates a text input into a single embedding via last-token pooling, i.e., it uses the embedding of the end-of-sequence token produced by the transformer layers.

Following the approach of Sturua et al. [2025], the model includes LoRA adapters to support multiple tasks that are difficult to optimize for jointly. These tasks are: retrieval, semantic similarity, clustering, and classification. Adapters are loaded together with the model weights, and users select the appropriate one at inference time.

To support asymmetric retrieval, `jina-embeddings-v5-text` distinguishes between query and document inputs by pre-pending a prefix to the input text – either "Query:" or "Document:". Other tasks use a single "Document:" prefix. Embeddings can also be truncated for downstream efficiency, enabled by using Matryoshka Representation Learning during training [Kusupati et al., 2022].

Table 1 summarizes the attributes of both embedding models and their underlying backbone models.

4 Training

For training our embedding models we use the pre-trained language models EuroBERT-210m [Boizard et al., 2025] for `jina-embeddings-v5-text-nano` and Qwen3-0.6B-Base [Yang et al., 2025] for `jina-embeddings-v5-text-small` (see Table 1). Both models are multilingual.²

Our training method consists of two main stages:

Embedding Distillation: We use distillation to transfer knowledge from Qwen3-Embedding-4B model³, a much larger, trained embedding model [Zhang et al., 2025a]. The goal is to enable a small model to approximate the performance of the larger model without requiring instruction-style prompts or other prompt engineering for embedding generation.

Task-Specific Adapter Training: In this stage, we freeze the model weights and train LoRA adapters for better performance in broad task categories: retrieval, semantic similarity, clustering, and classification.

4.1 First-Stage: Embedding Distillation

Distillation requires a “student” model, a “teacher” model, and training data for both to process. Our training data consists of text pairs (q, d) that consist of a text that functions as a query q and one that functions as a document to retrieve d , e.g., title-abstract and question-answer pairs.

The Qwen3 teacher model has been trained to follow instructions when generating embeddings, enabling users to provide relevant extra-textual

information, like whether an embedding is to be used as a query or a document, or domain-relevant information like that a text is a scientific abstract or encyclopedia entry. This enables the model to position the embedding better in its semantic space and improves task performance. However, it leads to ambiguity when we do not know what instructions are empirically most useful and makes it harder for us to transfer knowledge through distillation. Therefore, we make only minimal use of instructions during distillation. For the student, we only provide generic query/document prefixes (described in Section 4.2.1), and for the teacher, the general instruction: “Given a web search query, retrieve relevant passages that answer the query”, which is provided as a default in its sentence transformer configuration.⁴

4.1.1 Positional Information

We use rotary positional embeddings (RoPE) [Su et al., 2024] to inject positional information during attention calculation. This technique uses rotation matrices and a parameter θ , which controls the rotation frequencies. Using a higher θ at inference time and a lower one during training has been shown to improve performance on texts that are longer than those seen during training [Zhang et al., 2024c, Liu et al., 2024]. Since our training data consists of relatively short texts, but we want the models to perform well on long ones, we train with much smaller θ values, as seen in Table A1, than the ones we use at inference time, as shown in Table 1.

4.1.2 Loss Function

At each training step, we apply the student/teacher model to a batch of pairs (q, d) , resulting in two batches of embeddings:

$$\mathcal{B}_S = \{(\mathbf{x}_i^S, \mathbf{y}_i^S)\}_{i=1}^B, \mathbf{x}_i^S, \mathbf{y}_i^S \in \mathbb{R}^n$$

and

$$\mathcal{B}_T = \{(\mathbf{x}_i^T, \mathbf{y}_i^T)\}_{i=1}^B, \mathbf{x}_i^T, \mathbf{y}_i^T \in \mathbb{R}^m$$

The dimensionality of the teacher embeddings m is higher than the dimensionality of the student embeddings n . We use a linear projection layer $\psi: \mathbb{R}^n \rightarrow \mathbb{R}^m$, $\psi(\mathbf{z}) = W\mathbf{z} + \mathbf{b}$ to project the student embeddings into the teacher’s embedding space, enabling us to use cosine similarity ϕ to determine similarity

²EuroBERT’s training focuses on 15 major European and global languages: English, French, German, Spanish, Chinese, Italian, Russian, Polish, Portuguese, Japanese, Vietnamese, Dutch, Arabic, Turkish, and Hindi. It also includes some materials in other languages. Qwen3-0.6B-Base lists 119 languages: <https://qwen.ai/blog?id=qwen3> (Last Access: 01/27/2026).

³<https://huggingface.co/Qwen/Qwen3-Embedding-4B> (Last Access: 01/27/2026)

⁴https://huggingface.co/Qwen/Qwen3-Embedding-4B/blob/main/config_sentence_transformers.json (Last Access: 02/13/2026)

scores. Our distillation loss $\mathcal{L}_{\text{distill}}$ is a sum of cosine distances between the two sets of embeddings:

$$\mathcal{L}_{\text{distill}} = \sum_{i=1}^B \left(\sum_{\mathbf{z} \in \{\mathbf{x}, \mathbf{y}\}} [1 - \phi(\psi(\mathbf{z}_i^S), \mathbf{z}_i^T)] \right) \quad (1)$$

Theoretically, it is possible to project the teacher embeddings to the dimensionality of the student embeddings instead. However, we found that this is less effective, as shown in Section 5.3.2.

4.1.3 Training Procedure

Distillation proceeds in two phases:

General-Purpose Training: First, we performed training using a large, diverse collection of text pairs, drawn from over 300 datasets in over 30 languages. Training is conducted for 50,000 steps with the hyperparameters documented in Table A1.

Long Context Training: General-purpose training for `jina-embeddings-v5-text-small` produced unsatisfactory performance on long documents, as shown in Table A18, and we undertook further training on that model to improve long sequence embeddings quality. This training incorporated a curated collection of materials, including synthetic documents designed to retrieve documents based on specific contents embedded in long, high-density, noisy texts. It also contained natural long texts, such as book chapters and long-form articles, paired with LLM-generated queries. This dataset includes multilingual document-query pairs with texts of 1,000 to 4096 tokens, ensuring that long document performance is robust across languages.

We also lowered the θ parameter of the positional embeddings and increased the maximum sequence length. That facilitates smoother interpolation of frequencies across the extended context window, leading to better performance on long texts. Detailed hyperparameter configurations are stated in Table A1.

4.2 Second-Stage: Task-Specific Adapters

We froze the weights in the distillation-trained model to train the LoRA adapters for specific tasks. For each task category, we have a separate adapter. This avoids problems with conflicting optimization objectives.

In this second stage of training, we used different loss functions and training data for each adapter. We also re-used the projection layer weights trained in the first stage.

4.2.1 Asymmetric Retrieval Adapter

Asymmetric retrieval is based on the insight that queries and retrieval targets are usually very different from each other. Queries are almost always much shorter than the document they’re matched to, and are often worded differently, or use different syntax, like question answering. Consequently, encoding queries and documents differently can yield large improvements in retrieval.

We implement this asymmetry with prefixes, specifically by pre-pending "Query:" to inputs intended to be used as queries and "Document:" to texts intended to be retrieval targets (see Section 3).

Training data for this adapter consists of triplet datasets containing queries, relevant documents, and hard negatives, as well as the long-context datasets described in Section 4.1.3. For texts in the long-context datasets, the maximum sequence length and batch size were adjusted dynamically in each training step, depending on which dataset was sampled. Detailed hyperparameter values are provided in Appendix A1.

We also use a combination of three loss functions:

Contrastive Loss: We use InfoNCE loss [Oord et al., 2018] with hard negatives [Karpukhin et al., 2020]. Given a batch of size B , let $X = \{\mathbf{x}_i\}_{i=1}^B$ denote the query embeddings and $Y = \{\mathbf{y}_i\}_{i=1}^B$ their corresponding relevant document embeddings. For each query embedding \mathbf{x}_i , we define a negative set \mathcal{N}_{x_i} consisting of all non-matching in-batch document embeddings and additional mined hard negatives, i.e., semantically related but incorrect documents. Based on the the temperature-scaled exponential cosine similarity $S(\mathbf{x}, \mathbf{y}) = \exp(\phi(\mathbf{x}, \mathbf{y})/\tau)$, the contrastive loss is defined as follows:

$$\mathcal{L}_{\text{NCE}}^{q \rightarrow d} = -\frac{1}{B} \sum_{i=1}^B \log \left(\frac{S(\mathbf{x}_i, \mathbf{y}_i)}{S(\mathbf{x}_i, \mathbf{y}_i) + \sum_{n \in \mathcal{N}_{x_i}} S(\mathbf{x}_i, \mathbf{n})} \right) \quad (2)$$

where τ is a learnable temperature parameter.

Distillation Loss: We retain the same knowledge distillation loss used during the first stage of training (Equation (1)), ensuring that the retrieval adapter preserves the general-purpose embedding quality established by the base model.

Spread-Out Regularizer Following Vera et al. [2025], we apply a global orthogonal regularizer (GOR) [Zhang et al., 2017] that encourages embeddings to be distributed more uniformly

across the embedding space, improving their expressive capacity. This also improves robustness to quantization and enables more efficient retrieval under approximate nearest neighbor (ANN) search. The GOR loss is defined as:

$$\mathcal{L}_{\text{GOR}} = \frac{1}{B(B-1)} \sum_{\substack{i,j \in \mathcal{B} \\ i \neq j}} (\mathbf{q}_i^\top \mathbf{q}_j)^2 + \frac{1}{B(B-1)} \sum_{\substack{i,j \in \mathcal{B} \\ i \neq j}} (\mathbf{p}_i^{+\top} \mathbf{p}_j^+)^2 \quad (3)$$

where \mathbf{q}_i and \mathbf{p}_i^+ denote the query and positive document embeddings, respectively.

This loss penalizes high pairwise similarity between non-matching embeddings, driving them to behave as if uniformly sampled from the unit sphere.

Combined Objective: The final training objective for the retrieval adapter is a linear combination of the three loss functions:

$$\mathcal{L}_{\text{retrieval}} = \lambda_{\text{NCE}} \mathcal{L}_{\text{NCE}}^{q \rightarrow d} + \lambda_D \mathcal{L}_{\text{distill}} + \lambda_S \mathcal{L}_{\text{GOR}} \quad (4)$$

where λ_{NCE} , λ_D , and λ_S are scalar weights balancing the three objectives.

The final LoRA adapter averages the weights of the last training checkpoint with an earlier checkpoint, employing model averaging to improve performance and robustness.

4.2.2 Text Matching (STS) Adapter

We designed the text-matching adapter for semantic text similarity (STS) tasks, i.e., tasks where both text inputs are treated symmetrically, unlike asymmetric retrieval. This makes the adapter ideal for use cases like duplicate detection, paraphrase identification, or quantifying the similarity of documents in general.

To achieve better symmetric encoding, this adapter uses only the "Document:" prefix during training and inference.

Accurately capturing semantic similarity requires training data with graded annotations, for which we used STS12 [Agirre et al., 2012], SICK [Marelli et al., 2014], and similar datasets. Our training data is multilingual, including English, German, Spanish, French, and Japanese, among others. For less-resourced languages, we have relied on machine-translated versions of existing graded annotated datasets. High-quality human-annotated

STS data is very limited in volume, so we supplemented the training data with text pairs drawn from parallel translations and paired paraphrases of texts.

CoSENT Ranking Loss: For a batch $\{(\mathbf{x}_i, \mathbf{y}_i, s_i)\}_{i=1}^B$ of B training triplets, where $\mathbf{x}_i, \mathbf{y}_i \in \mathbb{R}^d$ are embeddings of two text inputs and $s_i \in \mathbb{R}$ is their ground-truth semantic similarity score, we optimize the following ranking-based objective:

$$\mathcal{L}_{\text{co}} = \ln \left[1 + \sum_{\substack{i,j \in \{1, \dots, B\} \\ s_i > s_j}} \frac{e^{\phi(x_j, y_j)} - e^{\phi(x_i, y_i)}}{\tau'} \right] \quad (5)$$

This loss function ensures that embedding pairs with higher ground-truth similarity tend to receive higher similarity scores than less ground-truth similarity. By aggregating ranking constraints across the batch, it performs a listwise optimization that aligns model-predicted similarities with the ground-truth ordering indicated by human-provided scores. The temperature parameter $\tau' > 0$ controls the smoothness of the objective.

Combined Objective and Distillation: To optimize the adapter, we employ a hybrid strategy. During each training step, a batch is sampled from a dataset that either contains annotated similarity scores or pairs or triplets without scores. If scores are available, we use the CoSENT loss \mathcal{L}_{co} described above. If the dataset contains unscored pairs and triplets, we use a combination of InfoNCE loss $\mathcal{L}_{\text{NCE}}^{q \rightarrow d}$ and the knowledge distillation loss $\mathcal{L}_{\text{distill}}$ as described in Section 4.1.2:

$$\mathcal{L}_{\text{sts}} = \begin{cases} \mathcal{L}_{\text{co}}, & \text{if has scores} \\ \lambda_{\text{NCE}} \mathcal{L}_{\text{NCE}}^{q \rightarrow d} + \lambda_D \mathcal{L}_{\text{distill}}, & \text{otherwise} \end{cases} \quad (6)$$

For unranked pairs or triplets, we set the weight ratio $\lambda_{\text{nce}} : \lambda_d$ to 1 : 2. This makes sure that the adapter preserves the high-quality semantic features of the teacher model while learning to do symmetric matching. For parallel datasets lacking explicit negatives, we use in-batch negatives.

This switching logic allows the model to benefit from the precision of human-annotated scores while remaining robust through large-scale distillation and contrastive learning.

4.2.3 Clustering Adapter

While retrieval tasks require distinguishing documents that are relevant from documents that are

only related to a query, clustering tasks require an embedding model to group related documents near each other. This use is different enough to merit a separate adapter for this task.

As documented in Section 4.1, the initial distillation training stage uses a generic instruction for the teacher model. We found this to be distinctly suboptimal for clustering tasks. (See Table A15). To solve this problem, we did new distillation training, following the approach in Section 4.1 and using the distillation loss in Equation (1), but with a clustering-specific instruction for the teacher model: “Identify the topic or theme of the given document.”.

We trained on pairs of texts derived from sources that are typically used for clustering tasks, e.g., titles and descriptions of news articles. All texts receive the prefix “Document:” when presented to the student model. We detail the hyperparameters in Table A1.

4.2.4 Classification Adapter

Classification is a common use case for embeddings, encompassing document categorization, sentiment analysis, intent recognition, and recommendation systems. This can involve embeddings that encode fine-grained semantic information.

Our training data comprises standard classification datasets, including multilabel data, which we converted to single-label format. All datasets consist of text-label pairs, which we transformed into a triplet format: each sample includes one “anchor”, one “positive” item that shares the same label as the anchor, and seven “negative” items with different labels. Random selection determined which items from the labeled dataset were deemed anchors, positives, and negatives.

For both `jina-embeddings-v5-text-small` and `jina-embeddings-v5-text-nano`, we used the contrastive loss from Equation (2). To adapt it for supervised learning, we use pairs (q, p) of an anchor text and a randomly selected target with the same label. We optimize with a bi-directional loss function that aligns the representations:

$$\mathcal{L} = \mathcal{L}_{\text{NCE}}^{q \rightarrow d} + \mathcal{L}_{\text{NCE}}^{d \rightarrow q} \quad (7)$$

For $\mathcal{L}_{\text{NCE}}^{q \rightarrow d}$, the set \mathcal{N}_{x_i} includes all other positives and negatives in the batch. In contrast, $\mathcal{L}_{\text{NCE}}^{d \rightarrow q}$ uses only in-batch negatives.

We also added a relational knowledge distillation regularizer [Park et al., 2019] \mathcal{L}_r to prevent feature collapse and enhance the classifier adapter’s

zero-shot abilities. The teacher model for this regularization is the base model without the adapter.

$$\mathcal{L}_r = \sum_{i,j=1}^M \frac{1}{M^2} \left(\frac{1 - \phi(\mathbf{s}_i, \mathbf{s}_j)}{\mu_S} - \frac{1 - \phi(\mathbf{t}_i, \mathbf{t}_j)}{\mu_T} \right)^2 \quad (8)$$

where \mathbf{s}, \mathbf{t} are embeddings from the set of all anchors, positives, and negatives; M is the total number of embeddings (batch size \times 9); and μ is the scalar mean values of the student and teacher distance matrices. The loss and the regularizer were respectively scaled by weights λ_{NCE} and λ_R . Hyperparameters are described in Table A1.

5 Evaluation

To evaluate our two new models, we apply a variety of embedding evaluation benchmarks to our models, as well as to a selection of comparable models, in order to provide a baseline for comparison. Where evaluation results for those models are reported elsewhere, we took those values instead of redoing all benchmarks.

For general embedding evaluation, we relied on the English MTEB benchmark [Muennighoff et al., 2023] and its multilingual version [Enevoldsen et al.], with results summarized in Section 5.1. We also conducted a more extensive evaluation of retrieval performance with additional benchmarks outlined in Section 5.2. To investigate the effects of our novel design choices during the training, we performed ablation studies described in Section 5.3, and we tested the robustness of embeddings under truncation in Section 5.4.

For comparison, we primarily focus on state-of-the-art multilingual models with similar parameter counts to our models, specifically:

- `jina-embeddings-v3` (`jina-v3`) [Sturua et al., 2025]
- `snowflake-arctic-embed-l-v2` (`snowflake-l-v2`) [Yu et al., 2024]
- `multilingual-e5-large-instruct` (`mult.-e5-l-instr.`) [Wang et al., 2024]
- `KaLM-embedding-multilingual-mini-instruct-v2.5` (`KaLM-mini-v2.5`) [Zhao et al., 2025]
- `voyage4-nano` [Voyage AI, 2026]
- `embeddinggemma-300m` (`Gemma-300M`) [Vera et al., 2025]

- Qwen3-Embedding-0.6B (Qwen3-0.6B) [Zhang et al., 2025a]

Note that Qwen3-Embedding-0.6B has been trained on the same backbone model as `jina-embeddings-v5-text-small`.

To determine the influence of instruction-tuning on the performance, we distinguish between Qwen3-0.6B (instr.) and Qwen3-0.6B (generic). The generic version of the model uses one prefix for each category only, i.e. retrieval, clustering, etc., while the instruction version has an individualized instruction for each dataset.

We also provide reference comparisons to two much larger models: our teacher model Qwen3-Embedding-4B (Qwen3-4B) [Zhang et al., 2025a], and our previous model `jina-embeddings-v4` (`jina-v4`) [Günther et al., 2025]. Scores published here come from the relevant MTEB learderboards⁵ or our own evaluation if not published elsewhere.

All retrieval tasks were evaluated using nDCG@10, except for Passkey and Needle, which used nDCG@1. For semantic textual similarity (STS) and summarization tasks, we calculated the Spearman correlation coefficient. For clustering tasks, we used the V-measure⁶ to evaluate the quality of the embeddings. Classification and reranking tasks were evaluated using accuracy and precision metrics.

5.1 Performance on MTEB Benchmarks

Table 2 shows results on the multilingual MTEB (MMTEB) benchmark for `jina-embeddings-v5-text-small` (`j-v5-text-small`),

`jina-embeddings-v5-text-nano`

(`j-v5-text-nano`) and other multilingual models. Scores for individual tasks appear in Appendix A.3.

Compared to other small models, both `jina-embeddings-v5-text` models achieve the highest average scores in their size category. The Qwen3-4B model, which we used as the teacher model, still significantly outperforms our models, but it has more than five times as many parameters as `jina-embeddings-v5-text-small`

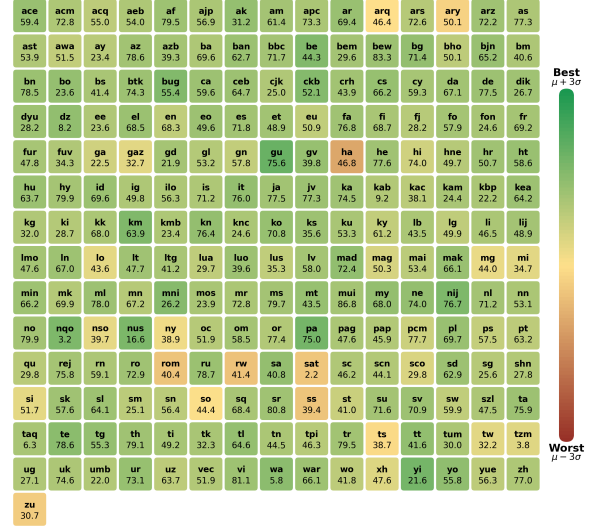


Figure 2: Performance of `j-v5-text-small` on different languages on MMTEB compared to other models

and sixteen times as many as `jina-embeddings-v5-text-nano`.

KaLM-mini-v2.5 achieves slightly better results on clustering tasks than our models, and Voyage-4-nano has been narrowly trained to focus on retrieval, and has slightly higher benchmark performance than `jina-embeddings-v5-text-nano` in that one category.

Qwen3-0.6B and Gemma-300M also have generally good average MMTEB scores. Our evaluation of Qwen3-0.6B (generic) with only one instruction defined individually for each task category shows that performance is generally higher when task-level instructions are used, with the exception of reranking tasks. The differences are most pronounced for classification tasks and less significant for other task categories. Note that for STS, pair classification, and bitext mining, Qwen does not define task-specific instructions at the individual task level, accordingly, the scores are identical.

Table 2 does not provide insight into language-specific differences in performance, so we conducted separate analyses, calculating average scores for individual languages, for five small multilingual models with published scores for all MMTEB tasks:

- Gemma-300M
- Qwen3-0.6B (instr.)
- BGE-M3 [Chen et al., 2024]
- `jina-embeddings-v5-text-small`
- `jina-embeddings-v5-text-nano`

⁵<https://huggingface.co/spaces/mteb/leaderboard> (Last Access: 02/09/2026)

⁶Specifically, the scikit-learn implementation [Pedregosa et al., 2011]: the harmonic mean of homogeneity and completeness, $V = \frac{2hc}{h+c}$. Homogeneity measures cluster purity (each cluster contains mostly one true class), while completeness measures class concentration (each true class is mostly assigned to a single cluster).

Table 2: MTEB (Multilingual, v2) Evaluation Results

Model	Params	Dim	Avg Tasks	Avg Type	BM	Cls	Clu	IR	MLC	Pair	RR	Ret	STS
Qwen3-4B	4B	2560	69.5	60.9	79.4	72.3	57.1	11.6	26.8	85.1	65.1	69.6	80.9
jina-v4	3.8B	2048	58.17	51.55	62.4 [†]	55.2 [†]	44.0 [†]	0.7 [†]	19.3 [†]	79.3 [†]	62.20 [†]	66.4	74.4
Qwen3-0.6B (instr.)	596M	1024	64.3	56.0	72.2	66.8	52.3	5.1	24.6	80.8	61.4	64.7	76.2
Qwen3-0.6B (generic)	596M	1024	61.1	54.3	72.2	58.4 [†]	49.8 [†]	3.8 [†]	21.1 [†]	80.8	62.2 [†]	64.2 [†]	76.2
jina-v3	572M	1024	58.4	50.7	65.3	58.8	45.6	-1.3	18.4	79.3	57.1	55.8	77.1
snowflake-l-v2	568M	1024	57.0	50.0	64.1	57.4	42.8	-2.5	18.9	76.7	63.7	58.4	70.1
mult.-e5-l-instr.	560M	1024	63.2	55.1	80.1	64.9	50.8	-0.4	22.9	80.9	62.6	57.1	76.8
j-v5-text-small	677M	1024	67.0	58.9	69.7	71.3	53.4	1.3	42.0	82.9	65.7	64.9	78.9
KaLM-mini-v2.5	494M	896	60.1	52.4	65.0 [†]	61.2 [†]	53.8[†]	-0.6 [†]	21.0 [†]	79.1 [†]	62.4 [†]	57.9 [†]	71.9 [†]
voyage-4-nano	480M	2048	58.9	52.0	64.1 [†]	58.6 [†]	45.4 [†]	3.5 [†]	20.1 [†]	76.3 [†]	63.1 [†]	63.6[†]	73.0 [†]
Gemma-300M	308M	768	61.1	54.3	64.4	60.9	51.2	5.6	24.8	81.4	63.2	62.5	74.7
j-v5-text-nano	239M	768	65.5	57.7	67.7	69.2	52.7	0.0	41.3	81.9	64.6	63.3	78.2

Task Abbreviations: Avg Tasks: Average (Task), Avg Type: Average (Task Type), BM: Bitext Mining, Cls: Classification, Clu: Clustering, IR: Instruction Reranking, MLC: Multilabel Classification, Pair: Pair Classification, RR: Reranking, Ret: Retrieval, STS: Semantic Textual Similarity

[†] (partially) self-evaluated

Figure 2 presents the average scores per language for `jina-embeddings-v5-text-small` as a heat map, with colors them based on its performance compared to the other four models.⁷ Appendix A.6 contains heat maps for all five models.

Table 3 presents the English MTEB benchmark results for all included models. For results on individual tasks, see Appendix A.2.

Here, `jina-embeddings-v5-text-small` achieves the highest average score among the small multilingual models, but a lower score than Qwen3-4B. When examining specific task categories, Qwen3-0.6B achieves slightly better retrieval performance when used with instructions, and multilingual-e5-large-instruct obtains the best results on pair classification tasks. Using Qwen3-0.6B without individual instructions for each task leads to a similar loss of performance for English benchmarks as was observed for MMTEB.

Among models with fewer than 500M parameters, KaLM-mini-v2.5 achieves the highest average scores, only slightly better than `jina-embeddings-v5-text-nano`, despite having more than twice as many parameters. `jina-embeddings-v5-text-nano` achieves higher performance than all other models under 0.5B parameters in retrieval, reranking, and STS tasks. We note that Gemma-300M has the highest overall performance on summarization.

⁷Specifically, the color space is mapped to the interval $\mu \pm 3\sigma$ for each individual language.

5.2 Performance on Various Retrieval Benchmarks

To provide a more global view of model performance, we used three additional benchmarks: RTEB (Multilingual)⁸ [Liu et al., 2025], BeIR [Thakur et al.], and LongEmbed [Zhu et al., 2024]. We summarize the results together with the retrieval scores on the MTEB benchmarks from Section 5.1 in Table 4. Detailed results for individual datasets are presented in Appendix A.4

In contrast to the MTEB retrieval benchmarks, BeIR contains very large English datasets, demonstrating the models’ performance on million document-scale corpora. LongEmbed contains tests on relatively long documents when most benchmarks only contain passages. RTEB’s tests emphasize model performance on enterprise use cases.

`jina-embeddings-v5-text-small` achieves the highest task-level average across all retrieval benchmarks among the models tested, outperforming comparably-sized Qwen3-0.6B on three out of five benchmarks. Qwen3-0.6B enjoys stronger scores on MTEB English and LongEmbed, suggesting that it has an advantage on English and long-document retrieval tasks. Both `jina-embeddings-v5-text` models substantially outperform `jina-v3`, `snowflake-L-v2`, and `multilingual e5-large-instruct`. Among models with under 500M parame-

⁸This benchmark contains a mixture of publicly-available tasks and additional private tasks. These scores here refer to only the public tasks because we do not have access to the private ones.

Table 3: MTEB(eng, v2) Evaluation Results

Model	Params	Dim	Avg Tasks	Avg Type	Cls	Clu	Pair	RR	Ret	STS	Sum
Qwen3-4B	4B	2560	74.6	68.1	89.8	57.5	87.0	50.8	68.5	88.7	34.4
jina-v4	3.8B	2048	65.09	60.68	74.1 [†]	45.5 [†]	83.1 [†]	48.04 [†]	56.2	85.9	32.0 [†]
Qwen3-0.6B (instr.)	596M	1024	70.5	64.7	84.6	54.1	84.4	48.2	61.8	86.6	33.4
Qwen3-0.6B (generic)	596M	1024	67.0	62.0	72.0 [†]	51.8 [†]	84.4	46.2 [†]	59.8 [†]	86.6	33.4
jina-v3	572M	1024	65.7	62.6	85.8	47.4	84.0	47.9	54.3	85.8	32.9
snowflake-l-v2	568M	1024	63.6	59.8	73.4	44.4	83.0	47.5	58.6	78.1	33.8
mult.-e5-l-instr.	560M	1024	65.5	61.2	75.5	49.9	86.2	48.7	53.5	84.7	29.9
j-v5-text-small	677M	1024	71.7	65.6	90.4	54.7	85.0	49.4	60.1	88.1	31.8
KaLM-mini-v2.5	494M	896	71.3	65.3	90.5	58.1	86.6	47.4	58.5	84.8	31.2
voyage-4-nano	480M	2048	63.3	58.8	73.9 [†]	46.9 [†]	83.0 [†]	47.7 [†]	52.3 [†]	81.6 [†]	26.2 [†]
Gemma-300M	308M	768	69.7	65.1	87.6	56.6	87.3	47.4	55.7	83.6	37.6
j-v5-text-nano	239M	768	71.0	65.2	89.7	53.5	84.7	49.2	58.8	88.3	31.9

Task Abbreviations: Avg Tasks: Average (Task), Avg Type: Average (Task Type), Cls: Classification, Clu: Clustering, Pair: Pair Classification, RR: Reranking, Ret: Retrieval, STS: Semantic Textual Similarity, Sum: Summarization

[†] (partially) self-evaluated

Table 4: Retrieval Benchmark Results

Model	Params	Dim	Avg Tasks	MTEB-M	MTEB-E	RTEB	BEIR	Long
Qwen3-4B	4B	2560	67.95	69.60	68.46	70.77[†]	61.58	78.82[†]
jina-v4	3.8B	2048	63.62	66.43	56.15	66.52	53.97 [†]	69.88
Qwen3-0.6B	596M	1024	61.87	64.65	61.83	64.21 [†]	55.52	72.20[†]
jina-v3	572M	1024	56.11	55.76	54.29	54.58 [†]	53.17	55.67
snowflake-l-v2	568M	1024	57.59	58.36	58.56	53.95	55.22	63.74
mult.-e5-l-instr.	560M	1024	54.22	57.12	53.47	54.78	52.74	41.76
j-v5-text-small	677M	1024	63.28	64.88	60.07	66.84	56.67	66.39
KaLM-mini-v2.5	494M	896	56.58	57.90	58.45	56.51 [†]	55.00 [†]	43.35 [†]
voyage-4-nano	480M	2048	61.48	63.58[†]	52.30 [†]	70.36[†]	49.93 [†]	74.93[†]
Gemma-300M	308M	768	59.66	62.49	55.69	63.75 [†]	53.69 [†]	55.29 [†]
j-v5-text-nano	239M	768	61.43	63.26	58.80	64.08	56.06	63.65

Task Abbreviations: Avg Tasks: Task-level mean across benchmarks, MTEB-M: MTEB Multilingual v2, MTEB-E: MTEB English v2, RTEB: RTEB (Multilingual, Public), BEIR: BEIR Retrieval, Long: LongEmbed

[†] (partially) self-evaluated

ters, **jina-embeddings-v5-text-nano** achieves the best BEIR and MTEB English scores while being the smallest model tested. Voyage-4-nano has a slightly higher task-level average than **jina-embeddings-v5-text-nano** and significantly higher scores on RTEB and LongEmbed. However, voyage-4-nano is roughly twice the size of **j-v5-text-nano** and has an embedding dimensionality of 2048 compared to **jina-embeddings-v5-text-nano**'s 768. Gemma-300M and KaLM-mini-v2.5 also achieve competitive results on individual benchmarks but fall behind for the overall average across benchmarks. The Qwen3-4B teacher model unsurprisingly achieves the best results across all benchmarks by a considerable margin.

5.3 Ablation Studies

We analyzed the effect of key design choices in our training setup through ablation testing. We focused on several factors that directly influence retrieval performance. Section 5.3.1 describes empirical studies on different distillation strategies and Section 5.3.2 studies the role of student and teacher projections for aligning embedding spaces during distillation. Furthermore, in Section 5.3.3, we investigate the influence of the three loss components used to train the retrieval adapter, and in Section 5.3.4 how GOR regularization makes the model more robust towards binary quantization.

5.3.1 Comparison of Training Objectives

We studied the impact of different training objectives on retrieval performance by comparing

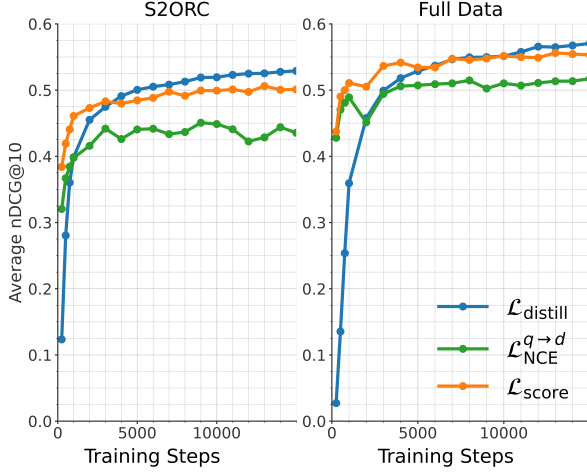


Figure 3: Performance comparison of different training objectives. Average nDCG@10 on the MTEB (English, v2) benchmark for S2ORC (left) and the full training data mixture (right).

three distinct loss functions: InfoNCE $\mathcal{L}_{\text{NCE}}^{q \rightarrow d}$ (see Equation (2)), embedding-based distillation $\mathcal{L}_{\text{distill}}$ (see Equation (1)), and score-based distillation $\mathcal{L}_{\text{score}}$. All models are evaluated on the MTEB English v2 retrieval benchmark, with nDCG@10 reported across training steps.

Score-based distillation loss: As an alternative to direct embedding alignment with $\mathcal{L}_{\text{distill}}$, we evaluated a score-based distillation loss that aims to match the distribution of pairwise similarities produced by the teacher and student models. Specifically, we compute the Mean Squared Error (MSE) between the softmax-normalized similarity matrices:

$$\mathcal{L}_{\text{score}} = \sum_{\mathbf{z} \in \{\mathbf{x}, \mathbf{y}\}} \frac{1}{B} \sum_{i=1}^B \sum_{j=1}^B \left(p_{i,j}^S(\mathbf{z}) - p_{i,j}^T(\mathbf{z}) \right)^2 \quad (9)$$

where the probability distributions $p_{i,j}^\alpha$ for student model (S) and teacher model (T) are defined as:

$$p_{i,j}^\alpha(\mathbf{z}) = \frac{\exp(\phi(\mathbf{z}_i^\alpha, \mathbf{z}_j^\alpha)/\tau)}{\sum_{k=1}^B \exp(\phi(\mathbf{z}_i^\alpha, \mathbf{z}_k^\alpha)/\tau)}, \alpha \in \{S, T\}. \quad (10)$$

Here, ϕ denotes the cosine similarity and τ is a temperature hyperparameter. To emphasize the importance of higher similarity scores compared to lower similarity scores, we use temperature-scaled softmax values with $\tau = 0.02$.

We conducted these experiments under two data regimes: a filtered version of the S2ORC dataset⁹ and

⁹<https://huggingface.co/datasets/sentence-transformers/s2orc> (Last Access: 02/09/2026)

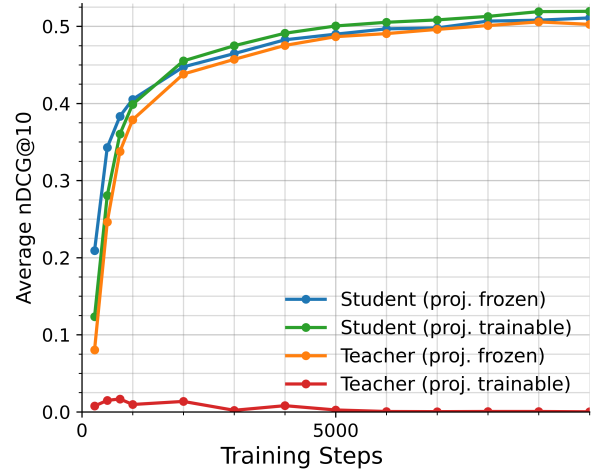


Figure 4: Comparison of projection configurations on S2ORC. Performance is measured by average nDCG@10 on MTEB (English, v2).

the full data mixture used during the first stage of our training. Detailed hyperparameter configurations for each objective and extended results at different learning rates are provided in Appendix A.5.

Figure 3 illustrates training progress for all three loss functions on the MTEB English v2 retrieval benchmark at nDCG@10. We observe clear differences in both convergence speed and final performance. While $\mathcal{L}_{\text{score}}$ and \mathcal{L}_{NCE} provide a significantly faster initial increase in scores, they plateau relatively early, with score-based distillation showing very limited progress in later stages. In contrast, embedding-based distillation ($\mathcal{L}_{\text{distill}}$) converges more slowly at the beginning, yet improves steadily and ultimately achieves the highest final retrieval performance in both data regimes. This suggests that while score-level matching is efficient for early alignment, directly aligning student and teacher embeddings provides a stronger and more sustained supervisory signal for long-term refinement.

5.3.2 Projection Layer

We study the effect of projection head placement in embedding-based distillation when aligning models with mismatched embedding dimensions. All experiments use embedding-based distillation and the S2ORC dataset with the same hyperparameters used for the experiments in Section 5.3.1.

We consider two projection strategies to align the embedding spaces: *student projection*, where the student’s embeddings are projected into the teacher’s embedding space before computing the distillation loss, and *teacher projection*, where the teacher’s embeddings are projected into the

Table 5: Evaluation of retrieval adapter training losses on MTEB v2 Retrieval subset and public RTEB tasks.

Loss Configuration	MTEB	RTEB
$\mathcal{L}_{\text{NCE}} + \mathcal{L}_{\text{distill}} + \mathcal{L}_{\text{GOR}}$	64.50	66.45
$\mathcal{L}_{\text{NCE}} + \mathcal{L}_{\text{distill}}$	64.21	66.16
$\mathcal{L}_{\text{NCE}} + \mathcal{L}_{\text{GOR}}$	64.11	66.11
$\mathcal{L}_{\text{distill}} + \mathcal{L}_{\text{GOR}}$	63.49	65.05
\mathcal{L}_{NCE}	63.38	65.14
$\mathcal{L}_{\text{distill}}$	63.16	64.37

Table 6: Impact of GOR loss on quantization robustness, evaluated on MTEB v2 Retrieval subset and public RTEB tasks.

Configuration	MTEB		RTEB	
	BF16	Binary	BF16	Binary
Full (w/ GOR)	64.50	62.60 (-1.90)	66.45	63.94 (-2.51)
w/o GOR	64.21	61.13 (-3.08)	66.16	62.24 (-3.92)

student’s embedding space. In both cases, we evaluated configurations with randomly initialized projections, and with the heads frozen and unfrozen, resulting in four experimental settings.

As shown in Figure 4, we observe that while teacher projection without freezing simply does not work¹⁰, all three other configurations perform comparably well. Freezing the student projection leads to faster convergence, and leaving it unfrozen yields the best final results.

5.3.3 Retrieval Loss Components

Table 5 presents an ablation study on the components of our retrieval adapter training loss. We systematically remove individual losses from the full combination (Equation 4) to assess their individual contributions. The results show that combining all three losses yields the best performance across both benchmarks.

Notably, we show that relying solely on embedding distillation is insufficient, as $\mathcal{L}_{\text{distill}}$ alone has the lowest scores (63.16 on MTEB, 64.37 on RTEB) of our tested combinations. This validates our two-stage training approach. While $\mathcal{L}_{\text{distill}}$ distillation provides strong initialization in stage 1 training, the addition of task-specific losses (\mathcal{L}_{NCE} and \mathcal{L}_{GOR}) in stage 2 is critical for maximizing retrieval performance.

5.3.4 GOR Loss and Quantization Robustness

In Table 6, we present the results of training the model with and without the GOR loss component of

¹⁰The training probably collapses into a trivial solution.

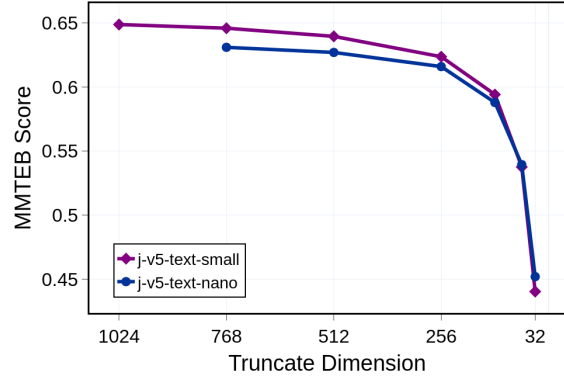


Figure 5: Average MMTEB score across reduced embedding dimensions.

Equation 4, both at full-precision (BF16) and binary quantization. At full precision, \mathcal{L}_{GOR} contributes only modestly to performance, improving MTEB scores from 64.21 to 64.50 and RTEB from 66.16 to 66.45. However, its benefit becomes evident under quantization. Without \mathcal{L}_{GOR} , performance degrades over 50% more on both MTEB and RTEB benchmarks, from -1.90 to -3.08 on MTEB and from -2.51 to -3.92 on RTEB.

This robustness was the goal of GOR regularization: Ensuring fuller use of the available dimensions in embedding space, making the resulting representations less sensitive to information loss.

5.4 Truncation Robustness of Embeddings

We evaluated the performance of truncated embeddings, the result of using Matryoshka Representation Learning [Kusupati et al., 2022]. We progressively reduced to smaller dimensions, in order to assess the efficiency and adaptability of the model’s latent space. Figure 5 shows scores on MMTEB’s retrieval benchmarks for embeddings of varying sizes, providing us with a systematic and quantitative analysis of the trade-off between retrieval accuracy and computational efficiency.

Our results show a sizable decline in retrieval performance when the embedding dimensions fall below 256. This aligns with expectations from the Johnson-Lindenstrauss Lemma [Johnson and Lindenstrauss, 1984], which establishes theoretical limits on dimensionality reduction while maintaining pairwise distances between data points.

6 Conclusion

We have introduced two compact multilingual embedding models

[jina-embeddings-v5-text-small](#) and [jina-embeddings-v5-text-nano](#), and a novel training method for them that combines distillation-based and task-specific training. We demonstrate through extensive ablation studies that this approach outperforms existing alternatives. Our models achieve state-of-the-art performance among comparable multilingual embedding models and remain robust under truncation and binary quantization, with only minimal performance degradation in response to large increases in storage and computational efficiency. To support reproducibility and accelerate future research, we have released the models publicly along with out-of-the-box integration with Sentence Transformers [Reimers and Gurevych, 2019] and vLLM [Kwon et al., 2023], in addition to multiple quantized variants for llama.cpp [ggml-org and contributors, 2026].

References

- Nils Reimers and Iryna Gurevych. Sentence-bert: Sentence embeddings using siamese bert-networks. In *Proceedings of the 2019 Conference on Empirical Methods in Natural Language Processing and the 9th International Joint Conference on Natural Language Processing (EMNLP-IJCNLP)*, pages 3982–3992, 2019.
- Yanzhao Zhang, Mingxin Li, Dingkun Long, Xin Zhang, Huan Lin, Baosong Yang, Pengjun Xie, An Yang, Dayiheng Liu, Junyang Lin, et al. Qwen3 embedding: Advancing text embedding and reranking through foundation models. *arXiv preprint arXiv:2506.05176*, 2025a.
- Henrique Schechter Vera, Sahil Dua, Biao Zhang, Daniel Salz, Ryan Mullins, Sindhu Raghuram Panyam, Sara Smoot, Iftekhar Naim, Joe Zou, Feiyang Chen, et al. Embeddinggemma: Powerful and lightweight text representations. *arXiv preprint arXiv:2509.20354*, 2025.
- Dun Zhang, Jiacheng Li, Ziyang Zeng, and Fulong Wang. Jasper and stella: distillation of sota embedding models. *arXiv preprint arXiv:2412.19048*, 2024a.
- Kenneth Enevoldsen, Isaac Chung, Imene Kerboua, Márton Kardos, Ashwin Mathur, David Stap, Jay Gala, Wissam Siblini, Dominik Krzemiński, Genta Indra Winata, et al. Mmteb: Massive multilingual text embedding benchmark. In *The Thirteenth International Conference on Learning Representations*.
- Victor Sanh, Lysandre Debut, Julien Chaumond, and Thomas Wolf. Distilbert, a distilled version of bert: smaller, faster, cheaper and lighter. *arXiv preprint arXiv:1910.01108*, 2019.
- Wenhui Wang, Furu Wei, Li Dong, Hangbo Bao, Nan Yang, and Ming Zhou. Minilm: deep self-attention distillation for task-agnostic compression of pre-trained transformers. In *Proceedings of the 34th International Conference on Neural Information Processing Systems*, pages 5776–5788, 2020.
- Xiaoqi Jiao, Yichun Yin, Lifeng Shang, Xin Jiang, Xiao Chen, Linlin Li, Fang Wang, and Qun Liu. Tinybert: Distilling bert for natural language understanding. In *Findings of the association for computational linguistics: EMNLP 2020*, pages 4163–4174, 2020.
- Xuanang Chen, Ben He, Kai Hui, Le Sun, and Yingfei Sun. Simplified tinybert: Knowledge distillation for document retrieval. In *European Conference on Information Retrieval*, pages 241–248. Springer, 2021.
- Sebastian Hofstätter, Sophia Althammer, Michael Schröder, Mete Sertkan, and Allan Hanbury. Improving efficient neural ranking models with cross-architecture knowledge distillation. *arXiv preprint arXiv:2010.02666*, 2020.
- Aditya Menon, Sadeep Jayasumana, Ankit Singh Rawat, Seungyeon Kim, Sashank Reddi, and Sanjiv Kumar. In defense of dual-encoders for neural ranking. In *International Conference on Machine Learning*, pages 15376–15400. PMLR, 2022.
- Seungyeon Kim, Ankit Singh Rawat, Manzil Zaheer, Sadeep Jayasumana, Veeranjanyulu Sadhanala, Wittawat Jitkittum, Aditya Krishna Menon, Rob Fergus, and Sanjiv Kumar. Embeddistill: A geometric knowledge distillation for information retrieval. *arXiv preprint arXiv:2301.12005*, 2023.
- Eugene Yang, Dawn Lawrie, James Mayfield, Douglas W Oard, and Scott Miller. Translate-distill: learning cross-language dense retrieval by translation and distillation. In *European Conference on Information Retrieval*, pages 50–65. Springer, 2024.
- Elio Musacchio, Lucia Siciliani, Pierpaolo Basile, and Giovanni Semeraro. xvlm2vec: Adapting lvm-based embedding models to multilinguality using self-knowledge distillation. *arXiv preprint arXiv:2503.09313*, 2025.
- Philippe Formont, Maxime DARRIN, Banafsheh Karimian, Eric Granger, Jackie CK Cheung, Ismail Ben Ayed, Mohammadhadi Shateri, and Pablo Piantanida. Learning task-agnostic representations through multi-teacher distillation. In *The Thirty-ninth Annual Conference on Neural Information Processing Systems*.
- Dun Zhang, Ziyang Zeng, Yudong Zhou, and Shuyang Lu. Jasper-token-compression-600m technical report. *arXiv preprint arXiv:2511.14405*, 2025b.
- Zhen Wang, Jianwen Zhang, Jianlin Feng, and Zheng Chen. Knowledge graph and text jointly embedding. In *Proceedings of the 2014 conference on empirical methods in natural language processing (EMNLP)*, pages 1591–1601, 2014.

- Jianlyu Chen, Shitao Xiao, Peitian Zhang, Kun Luo, Defu Lian, and Zheng Liu. M3-embedding: Multilinguality, multi-functionality, multi-granularity text embeddings through self-knowledge distillation. In Lun-Wei Ku, Andre Martins, and Vivek Srikumar, editors, *Findings of the Association for Computational Linguistics: ACL 2024*, pages 2318–2335, Bangkok, Thailand, August 2024. Association for Computational Linguistics.
- Isabelle Mohr, Markus Krimmel, Saba Sturua, Mohammad Kalim Akram, Andreas Koukounas, Michael Günther, Georgios Mastrapas, Vinit Ravishankar, Joan Fontanals Martínez, Feng Wang, et al. Multi-task contrastive learning for 8192-token bilingual text embeddings. *arXiv preprint arXiv:2402.17016*, 2024.
- Hongjin Su, Weijia Shi, Jungo Kasai, Yizhong Wang, Yushi Hu, Mari Ostendorf, Wen-tau Yih, Noah A Smith, Luke Zettlemoyer, and Tao Yu. One embedder, any task: Instruction-finetuned text embeddings. In *Findings of the Association for Computational Linguistics: ACL 2023*, pages 1102–1121, 2023.
- Kai Zhang, Yi Luan, Hexiang Hu, Kenton Lee, Siyuan Qiao, Wenhui Chen, Yu Su, and Ming-Wei Chang. Magiclens: self-supervised image retrieval with open-ended instructions. In *Proceedings of the 41st International Conference on Machine Learning*, pages 59403–59420, 2024b.
- Saba Sturua, Isabelle Mohr, Mohammad Kalim Akram, Michael Günther, Bo Wang, Markus Krimmel, Feng Wang, Georgios Mastrapas, Andreas Koukounas, Nan Wang, et al. Jina embeddings v3: Multilingual text encoder with low-rank adaptations. In *European Conference on Information Retrieval*, pages 123–129. Springer, 2025.
- Nicolas Boizard, Hippolyte Gisserot-Boukhlef, Duarte M Alves, André Martins, Ayoub Hammal, Caio Corro, Céline Hudelot, Emmanuel Malherbe, Etienne Malaboeuf, Fanny Jourdan, et al. Eurobert: scaling multilingual encoders for european languages. *arXiv preprint arXiv:2503.05500*, 2025.
- An Yang, Anfeng Li, Baosong Yang, Beichen Zhang, Binyuan Hui, Bo Zheng, Bowen Yu, Chang Gao, Chengen Huang, Chenxu Lv, et al. Qwen3 technical report. *arXiv preprint arXiv:2505.09388*, 2025.
- Aditya Kusupati, Gantavya Bhatt, et al. Matryoshka Representation Learning. In *Advances in Neural Information Processing Systems (NeurIPS 2022)*, 2022.
- Jianlin Su, Murtadha Ahmed, Yu Lu, Shengfeng Pan, Wen Bo, and Yunfeng Liu. Roformer: Enhanced transformer with rotary position embedding. *Neurocomputing*, 568:127063, 2024.
- Xin Zhang, Yanzhao Zhang, Dingkun Long, Wen Xie, Ziqi Dai, Jialong Tang, Huan Lin, Baosong Yang, Pengjun Xie, Fei Huang, et al. mgte: Generalized long-context text representation and reranking models for multilingual text retrieval. In *Proceedings of the 2024 Conference on Empirical Methods in Natural Language Processing: Industry Track*, pages 1393–1412, 2024c.
- Xiaoran Liu, Hang Yan, Chenxin An, Xipeng Qiu, and Dahua Lin. Scaling laws of roPE-based extrapolation. In *The Twelfth International Conference on Learning Representations*, 2024.
- Aaron van den Oord, Yazhe Li, and Oriol Vinyals. Representation learning with contrastive predictive coding. *arXiv preprint arXiv:1807.03748*, 2018.
- Vladimir Karpukhin, Barlas Oguz, Sewon Min, Patrick SH Lewis, Ledell Wu, Sergey Edunov, Danqi Chen, and Wen-tau Yih. Dense passage retrieval for open-domain question answering. In *EMNLP (1)*, pages 6769–6781, 2020.
- Xu Zhang, Felix X Yu, Sanjiv Kumar, and Shih-Fu Chang. Learning spread-out local feature descriptors. In *Proceedings of the IEEE international conference on computer vision*, pages 4595–4603, 2017.
- Eneko Agirre, Daniel Cer, Mona Diab, and Aitor Gonzalez-Agirre. SemEval-2012 Task 6: A Pilot on Semantic Textual Similarity. In *SEM 2012: 1st Joint Conference on Lexical and Computational Semantics (SemEval)*, 2012.
- Marco Marelli, Stefano Menini, et al. A SICK cure for the evaluation of compositional distributional semantic models. In *Ninth International Conference on Language Resources and Evaluation (LREC)*, 2014.
- Wonpyo Park, Dongju Kim, Yan Lu, and Minsu Cho. Relational knowledge distillation. *arXiv preprint arXiv:1904.05068*, 2019.
- Niklas Muennighoff, Nouamane Tazi, Loïc Magne, and Nils Reimers. Mteb: Massive text embedding benchmark. In *Proceedings of the 17th Conference of the European Chapter of the Association for Computational Linguistics*, pages 2014–2037, 2023.
- Puxuan Yu, Luke Merrick, Gaurav Nuti, and Daniel Campos. Arctic-embed 2.0: Multilingual retrieval without compromise. *arXiv preprint arXiv:2412.04506*, 2024.
- Liang Wang, Nan Yang, Xiaolong Huang, Linjun Yang, Rangan Majumder, and Furu Wei. Multilingual e5 text embeddings: A technical report. *arXiv preprint arXiv:2402.05672*, 2024.
- Xinping Zhao, Xinshuo Hu, Zifei Shan, Shouzheng Huang, Yao Zhou, Xin Zhang, Zetian Sun, Zhenyu Liu, Dongfang Li, Xinyuan Wei, et al. Kalm-embedding-v2: Superior training techniques and data inspire a versatile embedding model. *arXiv preprint arXiv:2506.20923*, 2025.
- Voyage AI. Voyage-4-nano. <https://huggingface.co/voyageai/voyage-4-nano>, 2026. State-of-the-art text embedding model with 32,000 token context length.

- Michael Günther, Saba Sturua, Mohammad Kalim Akram, Isabelle Mohr, Andrei Ungureanu, Bo Wang, Sedigheh Eslami, Scott Martens, Maximilian Werk, Nan Wang, et al. jina-embeddings-v4: Universal embeddings for multimodal multilingual retrieval. In *Proceedings of the 5th Workshop on Multilingual Representation Learning (MRL 2025)*, pages 531–550, 2025.
- Fabian Pedregosa, Gaël Varoquaux, Alexandre Gramfort, Vincent Michel, Bertrand Thirion, Olivier Grisel, Mathieu Blondel, Peter Prettenhofer, Ron Weiss, Vincent Dubourg, et al. Scikit-learn: Machine learning in python. *the Journal of machine Learning research*, 12:2825–2830, 2011.
- Frank Liu, Kenneth C. Enevoldsen, Solomatin Roman Samoed, Isaac Chung, Tom Aarsen, and Zoltán Fődi. Introducing rteb: A new standard for retrieval evaluation, October 2025. Accessed: 2026-02-11.
- Nandan Thakur, Nils Reimers, Andreas Rücklé, Abhishek Srivastava, and Iryna Gurevych. Beir: A heterogeneous benchmark for zero-shot evaluation of information retrieval models. In *Thirty-fifth Conference on Neural Information Processing Systems Datasets and Benchmarks Track (Round 2)*.
- Dawei Zhu, Liang Wang, Nan Yang, Yifan Song, Wenhao Wu, Furu Wei, and Sujian Li. Longembed: Extending embedding models for long context retrieval. In *Proceedings of the 2024 Conference on Empirical Methods in Natural Language Processing*, pages 802–816, 2024.
- William Johnson and Joram Lindenstrauss. Extensions of lipschitz maps into a hilbert space. *Contemporary Mathematics*, 26:189–206, 1984.
- Woosuk Kwon, Zhuohan Li, Siyuan Zhuang, Ying Sheng, Lianmin Zheng, Cody Hao Yu, Joseph E. Gonzalez, Hao Zhang, and Ion Stoica. Efficient memory management for large language model serving with page-dattention. In *Proceedings of the ACM SIGOPS 29th Symposium on Operating Systems Principles*, 2023.
- ggml-org and contributors. llama.cpp: Llm inference in c/c++. <https://github.com/ggml-org/llama.cpp>, 2026. GitHub repository, Accessed: 2026-02-16.

A Appendix

A.1 Hyperparameters

The following table outlines all hyperparameters used during the various training phases. For all the LoRA adapters we use a rank of 32 and an alpha value of 32.

Table A1: Hyperparameters for the different models and training stages.

Stage	Model	Steps	Devices & Batch size	Max. Tokens (Seq. Length)	LR	θ	Others
First Stage	j-v5-text-small	50,000	8×512	512	$1 \cdot 10^{-4}$	1M	
	j-v5-text-nano	50,000	8×1024	512	$1 \cdot 10^{-4}$	250K	
Long Context Training	j-v5-text-small	6,500	2×64	4096	$1 \cdot 10^{-4}$	500K	
Asym. Retrieval	j-v5-text-small	8,000	$2 \times (256 / 64)$	384 / 4096	$2 \cdot 10^{-5}$	1M	$\tau = 0.02, \lambda_D = 2,$
	j-v5-text-nano	8,000	$2 \times (384 / 96)$	384 / 4096	$2 \cdot 10^{-5}$	250K	$\lambda_{NCE} = \lambda_S = 1$
Text-Matching	j-v5-text-small	20000	1×256	384	$5 \cdot 10^{-5}$	1M	$\tau = 0.02, \tau' = 0.05,$
	j-v5-text-nano	20000	1×256	384	$5 \cdot 10^{-5}$	250K	$\lambda_{NCE} = 1, \lambda_D = 2$
Clustering	j-v5-text-small	20,000	1×512	512	$1 \cdot 10^{-5}$	100K	
	j-v5-text-nano	20,000	1×1024	512	$1 \cdot 10^{-5}$	25K	
Classification	j-v5-text-small	30,000	4×64	512	$4 \cdot 10^{-4}$	3.5M	$\tau = 0.02,$
	j-v5-text-nano	30,000	4×128	512	$4 \cdot 10^{-4}$	1M	$\lambda_{NCE} = 1, \lambda_R = 20$

A.2 English MTEB Benchmarks

The following evaluations are computed using the default metrics on the MTEB(eng, v2) benchmark. We either report results that are stated on the MTEB leaderboard¹¹ or self-evaluate them using the mteb package¹².

Table A2: Evaluation Results on MTEB Retrieval Tasks (nDCG@10 [%])

Model	AVG	Arg	CQG	CQU	CFHN	FEV	FiQA	HPQA	SCI	TREC	TOU
Qwen3-4B	68.46	75.64	71.51	59.60	48.48	92.47	62.65	75.22	31.44	92.92	74.65
jina-v4	56.15	66.96	57.59	42.95	34.57	87.69	48.49	69.01	21.48	80.36	52.41
Qwen3-0.6B (instr.)	61.83	70.97	64.14	51.49	43.62	88.94	46.61	67.69	24.41	90.52	69.90
Qwen3-0.6B (generic)	59.77	67.48	63.83	49.80	37.61	86.66	46.83	66.90	22.77	88.80	67.01
jina-v3	54.29	43.29	58.02	43.52	43.14	89.90	47.35	64.70	19.92	77.74	55.28
snowflake-l-v2	58.56	59.11	63.18	46.57	42.83	92.21	45.35	68.40	20.28	83.63	64.05
mult.-e5-l-instr.	53.47	58.48	63.96	44.73	23.83	75.76	48.43	64.53	19.24	82.51	53.26
j-v5-text-small	60.07	65.07	62.16	49.61	41.75	90.46	49.63	69.94	23.04	78.49	70.59
KaLM-mini-v2.5	58.45	60.15	65.52	48.87	35.06	88.23	47.10	71.79	21.62	82.98	63.23
voyage-4-nano	52.30	58.63	60.96	46.15	22.41	68.14	50.99	63.25	21.28	77.89	53.83
Gemma-300M	55.69	71.54	59.53	41.52	26.71	80.75	47.74	71.48	18.43	80.35	58.90
j-v5-text-nano	58.80	65.70	61.60	47.40	40.03	89.82	47.85	69.28	22.60	77.60	66.12
v5-small stage 1	58.52	64.05	62.00	48.42	38.19	86.46	47.53	68.45	22.28	79.48	68.36
v5-nano stage 1	58.29	65.60	60.86	46.79	36.68	87.58	46.20	68.70	22.23	79.39	68.88

Tasks: Avg: Average over all tasks, Arg: ArguAna, CQG: CQADupstackGamingRetrieval, CQU: CQADupstackUnixRetrieval, CFHN: ClimateFEVERHardNegatives, FEV: FEVERHardNegatives, FiQA: FiQA2018, HPQA: HotpotQAHardNegatives, SCI: SCIDOCS, TREC: TRECCOVID, TOU: Touche2020Retrieval.v3

¹¹<https://huggingface.co/spaces/mteb/leaderboard> (Last Access: 02/02/2026)

¹²<https://github.com/embeddings-benchmark/mteb> (Last Access: 02/02/2026)

Table A3: Evaluation Results on MTEB Reranking Tasks (MAP@1000 [%]).

Model	Avg	MindSmallReranking	AskUbuntuDupQuestions
Qwen3-4B	50.76	32.71	68.81
jina-v4	48.04	32.51	63.56
Qwen3-0.6B (instr.)	48.18	31.23	65.13
Qwen3-0.6B (generic)	46.17	31.40	60.94
jina-v3	47.94	30.83	65.04
snowflake-l-v2	47.47	31.59	63.35
mult.-e5-l-instr.	48.74	33.07	64.41
j-v5-text-small	49.39	32.69	66.08
KaLM-mini-v2.5	47.42	32.45	62.39
voyage-4-nano	47.68	32.19	63.18
Gemma-300M	47.43	31.90	62.96
j-v5-text-nano	49.23	32.72	65.73
v5-small stage 1	47.07	32.24	61.91
v5-nano stage 1	47.64	32.43	62.85

Table A4: Evaluation Results on MTEB Semantic Textual Similarity Tasks (Spearman correlation [%]).

Model	Avg	BIO	SICK-R	STS12	STS13	STS14	STS15	STS17	STS22	STSB
Qwen3-4B	88.7	82.9	88.1	86.6	94.4	90.9	93.8	95.1	73.1	93.7
jina-v4	85.9	89.2	89.2	83.5	88.6	84.8	89.7	88.7	70.7	88.6
Qwen3-0.6B (instr.)	86.6	85.5	84.8	83.0	91.8	87.1	91.4	93.3	71.1	91.1
Qwen3-0.6B (generic)	86.6	85.5	84.8	83.0	91.8	87.1	91.5	93.2	71.1	91.1
jina-v3	85.8	88.7	89.6	82.4	89.5	85.0	89.3	90.0	68.4	89.4
snowflake-l-v2	78.0	87.2	74.0	71.2	80.4	75.1	82.9	84.5	67.9	79.2
mult.-e5-l-instr.	84.7	87.5	81.7	82.5	88.1	84.8	91.0	90.3	68.2	88.4
j-v5-text-small	88.1	85.2	91.6	85.1	88.7	88.5	92.6	94.9	71.8	94.8
KaLM-mini-v2.5	84.8	84.0	83.2	81.9	89.5	86.0	90.3	92.3	67.2	88.9
voyage-nano	81.6	86.6	77.9	76.0	87.4	80.2	86.2	88.9	67.0	84.5
Gemma-300m	83.6	86.4	81.4	79.3	86.4	83.7	89.3	90.3	67.5	88.2
j-v5-text-nano	88.3	87.5	92.0	85.3	89.5	88.9	92.8	93.7	70.4	94.5
v5-small stage 1	82.3	87.3	78.2	77.3	84.3	80.1	88.2	84.9	72.1	88.0
v5-nano stage 1	83.6	87.5	81.0	80.3	86.7	81.6	88.9	90.1	68.6	87.8

Tasks: Avg: Average over all tasks, BIO: BIOSSES, STS22: STS22v2, STSB: STSBenchmark

Table A5: Evaluation Results on MTEB Pair Classification Tasks (Max Average Precision [%]).

Model	Avg	SprintDuplicateQuestions	TwitterSemEval2015	TwitterURLCorpus
Qwen3-4B	87.0	96.1	77.8	87.2
jina-v4	83.1	91.4	71.5	86.4
Qwen3-0.6B (instr.)	84.4	94.1	72.3	86.8
Qwen3-0.6B (generic)	84.4	94.1	72.3	86.8
jina-v3	84.0	97.0	70.9	84.1
snowflake-l-v2	83.0	96.5	67.0	85.4
mult.-e5-l-instr.	86.2	92.2	79.8	86.7
j-v5-text-small	85.0	96.6	72.3	86.0
KaLM-mini-v2.5	86.6	96.1	77.2	86.7
voyage-nano	83.0	93.2	70.5	86.7
Gemma-300m	87.3	97.0	77.9	86.9
j-v5-text-nano	84.7	95.5	73.1	85.6
v5-small stage 1	83.4	96.4	68.4	85.5
v5-nano stage 1	83.4	96.9	67.6	85.6

Avg: Average over all tasks

Table A6: Evaluation Results on MTEB Classification Tasks (Accuracy [%]).

Model	Avg	AmzCF	Bank77	IMDB	MTOP	M-Int	M-Scn	Tox	TwSent
Qwen3-4B	89.8	93.7	86.3	97.2	97.8	85.0	88.8	91.4	78.4
jina-v4	74.1	72	78.6	81.0	93.2	70.5	72.6	64.5	60.3
Qwen3-0.6B (instr.)	84.6	91.5	81.0	95.4	96.0	80.4	74.1	82.1	76.0
Qwen3-0.6B (generic)	72.0	70.1	71.6	89.6	91.0	50.0	74.4	68.0	61.5
jina-v3	85.8	90.9	84.1	91.9	97.5	75.2	84.1	91.3	71.4
snowflake-l-v2	73.4	65.6	81.8	72.8	93.5	71.5	76.2	65.9	59.6
mult.-e5-l-instr.	75.5	69.7	78.0	94.6	91.2	70.9	73.9	66.8	59.2
j-v5-text-small	90.4	94.3	91.5	95.6	98.9	85.3	92.1	93.7	72.1
KaLM-mini-v2.5	90.5	94.7	90.3	95.9	98.7	83.2	89.3	80.1	77.2
voyage-nano	73.9	66.1	83.3	88.2	93.3	57.9	76.2	64.7	61.4
Gemma-300M	87.6	90.1	91.5	92.9	99.1	85.8	91.5	82.9	66.6
j-v5-text-nano	89.7	93.7	90.2	94.7	98.6	84.1	91.8	92.8	71.5
v5-small stage 1	75.3	75.5	84.6	82.0	94.0	56.7	77.5	69.9	62.2
v5-nano stage 1	75.0	72.7	84.3	80.7	95.0	56.8	79.1	68.1	63.1

Tasks: Avg: Average over all tasks, AmzCF: Amazon Counterfactual Classification, Bank77: Banking77, IMDB: IMDB, MTOP: MTOP Domain Classification, M-Int: MASSIVE Intent Classification, M-Scn: MASSIVE Scenario Classification, Tox: Toxic Conversations Classification, TwSent: Tweet Sentiment Extraction.

Table A7: Evaluation Results on MTEB Clustering Tasks (V-measure [%] - see footnote in Section 5.1).

Model	Avg	AXP	AXS	BioP	MedP	MedS	SEx	SExP	20News
Qwen3-4B	57.5	64.8	65.2	50.9	45.3	43.8	77.6	53.5	59.0
jina-v4	45.5	58.2	57.3	38.4	35.0	34.8	53.6	39.8	47.0
Qwen3-0.6B (instr.)	54.1	63.7	63.8	47.3	42.2	40.4	71.2	52.1	51.7
Qwen3-0.6B (generic)	51.8	63.2	61.8	45.1	40.7	39.8	66.2	45.1	52.4
jina-v3	47.4	58.9	55.9	40.0	38.2	37.2	56.7	40.9	51.5
snowflake-l-v2	44.4	57.2	53.1	37.2	35.0	32.6	56.3	41.2	42.4
mult.-e5-l-instr.	49.9	62.5	61.3	42.7	38.1	37.7	60.0	46.1	50.7
j-v5-text-small	54.7	65.8	62.7	47.7	43.5	41.4	70.1	52.0	54.3
KaLM-mini-v2.5	58.1	63.5	61.2	50.7	45.6	43.5	75.8	51.6	73.1
voyage-nano	46.9	58.2	56.4	41.2	38.3	37.1	52.3	43.1	48.5
Gemma-300M	56.6	63.6	59.6	52.1	44.1	41.9	90.9	48.9	51.3
j-v5-text-nano	53.5	65.0	61.1	46.4	42.6	40.3	69.4	50.6	52.6
v5-small stage 1	46.5	58.2	57.0	41.8	37.8	36.7	55.4	41.5	43.8
v5-nano stage 1	47.9	58.4	57.7	41.2	38.1	37.9	58.4	41.9	49.5

Tasks: Avg: Average over all tasks, AXP: ArXivHierarchicalClusteringP2P, AXS: ArXivHierarchicalClusteringS2S, BioP: BiorxivClusteringP2P.v2, MedP: MedrxivClusteringP2P.v2, MedS: MedrxivClusteringS2S.v2, SEx: StackExchangeClustering.v2, SExP: StackExchangeClusteringP2P.v2, 20News: TwentyNewsgroupsClustering.v2.

A.3 Multilingual MTEB (MMTEB) Benchmarks

The following evaluations are computed using the default metrics on the MTEB(Multilingual, v2) benchmark. Also here we report results that are stated on the MTEB leaderboard and self-evaluate missing scores.

Table A8: Evaluation Results on MMTEB Retrieval Tasks (nDCG@10%)

Model	Avg	AI	Arg	Bel	Cov	Hag	PK	LB	MIR	ML	SD	SQA	SO	STC	TC	TR	TW	Wiki	WG
Qwen3-4B	69.6	81.2	75.6	81.2	87.4	98.8	84.3	95.4	69.5	81.9	31.4	20.2	94.3	42.3	92.9	1.2	72.6	91.2	51.5
jina-v4	66.4	50.1	67.0	74.3	80.2	98.8	69.8	94.8	62.9	74.9	21.5	30.2	91.4	58.1	80.4	1.3	84.4	88.5	67.3
Qwen3-0.6B (instr.)	64.6	79.0	71.0	68.7	84.8	98.8	84.8	94.5	61.2	72.8	24.4	10.6	90.0	33.6	90.5	1.0	60.0	87.1	50.8
Qwen3-0.6B (generic)	64.2	74.0	67.5	68.6	83.0	98.8	95.3	94.0	61.4	71.2	22.8	8.3	89.3	32.2	88.8	1.1	61.1	86.8	51.2
jina-v3	55.8	32.8	43.3	73.4	78.5	98.7	38.0	93.4	62.6	73.4	19.9	0.7	90.8	39.2	77.7	0.6	73.0	89.1	18.6
snowflake-l-v2	58.4	22.8	59.1	74.0	78.5	98.7	77.3	93.8	66.5	73.1	20.3	5.7	86.9	19.1	83.6	1.0	44.5	90.5	55.0
mult.-e5-l-instr.	57.1	29.7	58.5	80.9	75.8	98.7	37.8	94.3	57.7	76.2	19.2	13.5	85.8	33.7	82.5	1.2	36.9	91.6	54.3
j-v5-text-small	64.9	53.3	65.1	77.5	80.1	98.8	80.5	94.0	66.6	77.6	23.0	11.5	93.4	46.3	78.5	0.9	71.6	90.6	58.7
KaLM-mini-v2.5	57.9	39.8	59.6	69.7	83.8	98.7	38.5	94.5	63.0	72.6	17.6	5.0	91.2	37.8	83.2	1.9	58.1	86.6	40.5
voyage-4-nano	63.6	48.7	58.6	80.9	79.8	99.0	87.3	94.8	58.7	78.6	21.3	9.7	94.3	40.1	77.9	1.7	80.5	92.8	39.9
Gemma-300M	62.5	37.4	71.5	72.4	78.9	98.9	60.8	95.1	66.2	79.0	18.4	10.7	86.5	46.3	80.4	1.0	72.0	90.0	59.4
j-v5-text-nano	63.3	51.5	65.7	75.3	78.0	98.8	81.5	94.5	65.8	77.0	22.6	6.3	92.3	33.1	77.6	1.2	74.0	90.0	53.4
v5-small stage 1	63.5	49.5	64.1	77.6	79.3	98.8	83.0	94.0	64.6	78.1	22.3	10.0	91.6	40.9	79.5	0.7	70.8	90.6	48.5
v5-nano stage 1	62.1	47.0	65.6	75.5	77.6	98.8	83.0	94.5	63.9	77.7	22.2	6.4	89.5	31.9	79.4	1.0	71.1	89.5	44.0

Tasks: Avg: Average over all tasks, AI: AILAStatutes, Arg: ArguAna, Bel: BelebeleRetrieval, Cov: CovidRetrieval, Hag: HagridRetrieval, PK: LEMBPaskeyRetrieval, LB: LegalBenchCorporateLobbying, MIR: MIRACLRetrievalHardNegatives, ML: MLQARetrieval, SD: SCIDOCs, SQA: SpartQA, SO: StackOverflowQA, TC: TREC-COVID, STC: StatcanDialogueDatasetRetrieval, TR: TempReasonL1, TW: TwitterHjerneRetrieval, Wiki: WikipediaRetrievalMultilingual, WG: WinoGrande

Table A9: Evaluation Results on MMTEB Reranking Tasks (MAP@1000 [%]).

Model	Avg	Alloprof	RuBQ	T2R	Voyage	WebLINX	Wiki-Multi
Qwen3-4B	65.08	85.13	72.28	67.27	65.61	11.30	88.89
jina-v4	62.20	78.24	70.95	64.86	58.86	14.00	86.28
Qwen3-0.6B (instr.)	61.41	80.38	65.67	67.15	57.66	11.60	85.99
Qwen3-0.6B (generic)	62.25	79.52	69.66	66.96	61.38	10.13	85.83
jina-v3	57.09	72.93	65.56	65.61	50.76	9.84	77.81
snowflake-l-v2	63.67	75.84	73.75	67.57	66.63	9.05	89.18
mult.-e5-l-instr.	62.61	74.68	71.66	67.12	62.48	8.71	91.03
j-v5-text-small	65.66	81.39	74.89	68.04	68.84	11.33	89.46
KaLM-mini-v2.5	62.36	75.99	73.59	67.45	62.10	9.71	85.31
voyage-4-nano	63.15	78.36	73.38	65.19	59.24	10.63	92.07
Gemma-300M	63.25	79.69	71.26	67.54	61.00	10.16	89.88
j-v5-text-nano	64.63	79.67	73.68	67.63	67.02	10.95	88.83
v5-small stage 1	64.72	80.60	73.19	67.69	66.36	11.01	89.45
v5-nano stage 1	63.99	79.85	72.81	67.34	64.72	10.83	88.37

Tasks: Avg: Average over all tasks, Alloprof: AlloprofReranking, RuBQ: RuBQReranking, T2R: T2Reranking, Voyage: VoyageMMarcoReranking, WebLINX: WebLINXCandidatesReranking, Wiki-Multi: WikipediaRerankingMultilingual.

Table A10: Evaluation Results on MMTEB Semantic Textual Similarity Tasks (Spearman correlation [%]).

Model	Avg	Faro	FinP	GSTS	Indic	JSICK	SICK-R	S12	S13	S14	S15	S17	S22	STSB	STSBm	STSES	SRel
Qwen3-4B	80.9	85.8	34.0	90.0	60.8	88.8	88.1	86.6	94.4	90.9	93.8	91.8	73.0	86.1	93.7	72.8	63.2
jina-v4	74.4	72.3	15.1	88.2	35.2	80.3	89.2	83.5	88.6	84.8	89.7	85.0	71.8	86.6	88.6	75.3	56.5
Qwen3-0.6B (instr.)	76.2	74.3	26.3	84.9	39.0	86.6	84.8	83.0	91.8	87.1	91.4	85.5	71.8	84.6	91.1	76.9	59.4
Qwen3-0.6B (generic)	76.2	74.3	26.3	84.9	39.0	86.6	84.8	83.0	91.8	87.1	91.4	85.5	71.8	84.6	91.1	76.9	59.4
jina-v3	77.1	80.8	22.4	87.9	54.7	78.2	89.6	82.4	89.5	85.0	89.3	85.9	71.1	85.4	89.4	77.9	64.6
snowflake-l-v2	70.1	70.9	22.1	77.0	47.2	81.6	74.0	71.2	80.4	75.1	82.9	74.4	68.7	72.0	79.2	78.7	66.3
mult.-e5-l-instr.	76.8	80.4	25.6	85.9	53.7	82.5	81.7	82.5	88.1	84.8	91.0	86.0	69.0	83.1	88.4	77.1	69.2
j-v5-text-small	78.9	76.9	33.1	91.0	47.8	81.3	91.6	85.1	88.7	88.5	92.6	87.2	71.0	89.9	94.8	81.2	60.9
KaLM-mini-v2.5	71.8	64.4	22.1	83.9	15.0	79.6	83.2	81.9	89.5	86.0	90.3	81.3	73.2	82.9	88.9	73.1	54.2
voyage-nano	73.0	73.7	20.1	81.1	46.3	81.6	77.9	76.0	87.4	80.2	86.2	79.1	70.8	79.2	84.5	79.3	65.3
Gemma-300m	74.7	65.3	25.2	84.7	43.1	84.4	81.4	79.3	86.4	83.7	89.3	84.4	71.2	81.6	88.2	82.3	65.2
j-v5-text-nano	78.2	71.4	35.0	90.7	41.4	81.5	92.0	85.3	89.5	88.9	92.8	86.3	69.6	89.8	94.5	80.1	61.9
v5-small stage 1	74.3	75.0	18.7	83.6	44.6	86.1	78.2	77.3	84.3	80.1	88.2	84.9	72.1	82.2	88.0	80.3	64.6
v5-nano stage 1	74.5	72.0	20.7	84.2	40.3	86.0	81.0	80.3	86.7	81.6	88.9	84.3	71.8	82.5	87.8	79.8	63.7

Tasks: Avg: Average over all tasks, Faro: FaroeseSTS, FinP: FinParaSTS, GSTS: GermanSTSBenchmark, Indic: IndicCrosslingualSTS, S12: STS12, S13: STS13, S14: STS14, S15: STS15, S17: STS17, S22: STS22.v2, STSB: STSB, STSBm: STSBenchmark, SRel: SemRel24STS

Table A11: Evaluation Results on MMTEB Pair Classification Tasks (Max Average Precision [%]).

Model	Avg	ArmPC	CTK	Opus	PawsX	Ppc	RTE3	Sprint	TERRa	TwURL	XNLI	IndoNLI
Qwen3-4B	85.1	96.3	86.2	95.8	68.9	95.3	90.8	96.1	66.6	87.2	87.2	65.3
jina-v4	79.3	94.4	79.6	94.1	61.9	91.8	88.3	91.4	57.4	86.4	71.9	54.6
Qwen3-0.6B (instr.)	80.8	93.1	79.2	92.9	62.2	90.5	89.0	94.1	60.7	86.7	81.7	59.0
Qwen3-0.6B (generic)	80.8	93.1	79.2	92.9	62.2	90.5	89.0	94.1	60.7	86.7	81.7	59.0
jina-v3	79.3	95.8	79.2	94.6	54.4	91.4	88.1	97.0	59.2	84.1	73.7	54.4
snowflake-l-v2	76.7	95.9	74.5	92.7	56.6	87.1	86.2	96.5	53.8	85.4	64.3	50.7
mult.-e5-l-instr.	80.9	96.0	82.6	95.5	55.6	93.5	87.9	92.2	63.9	86.7	79.5	56.2
j-v5-text-small	82.9	94.5	82.7	94.1	65.7	93.3	89.7	96.6	67.3	85.9	82.4	60.0
KaLM-mini-v2.5	79.1	92.5	74.8	92.6	65.0	88.0	88.2	96.1	57.5	86.7	74.3	54.8
voyage-nano	76.3	95.0	77.0	92.0	56.0	83.9	88.0	93.1	52.6	85.3	65.3	51.0
Gemma-300m	81.4	92.7	79.3	93.3	57.7	90.9	89.7	97.0	65.1	86.9	81.7	61.0
j-v5-text-nano	81.9	93.5	81.6	94.0	62.2	93.9	89.4	95.5	64.6	85.6	81.4	59.6
v5-small stage 1	77.9	93.9	75.2	93.6	59.3	87.9	86.8	96.4	57.3	85.5	69.3	51.9
v5-nano stage 1	78.0	93.8	74.6	93.7	58.7	89.1	86.6	96.9	58.1	85.6	69.0	51.9

Tasks: Avg: Average over all tasks, ArmPC: ArmenianParaphrasePC, CTK: CTKFactsNLI, Opus: OpusparcusPC, PawsX: PawsXPairClassification, Ppc: PpcPC, RTE3: RTE3, Sprint: SprintDuplicateQuestions, TERRa: TERRa, TwURL: TwitterURLCorpus, XNLI: XNLI, IndoNLI: indonli

Table A12: Evaluation Results on MMTEB Bitext Mining Tasks (F1 Score [%]).

Model	Avg	BUCC	Bible	Bornh	DiaBl	Flores	IN22	Indic	NTX	Nolly	Norw	NusaT	NusaX	Tato
Qwen3-4B	79.4	98.9	25.9	71.3	87.1	74.1	82.0	93.7	87.8	63.6	93.1	91.1	86.9	76.3
jina-v4	62.4	98.5	11.3	34.0	84.8	53.5	68.0	79.3	71.7	32.1	93.1	63.4	64.6	57.2
Qwen3-0.6B (instr.)	72.2	98.4	21.2	54.2	80.9	62.8	75.8	90.4	79.5	61.3	92.7	85.4	78.4	58.1
Qwen3-0.6B (generic)	72.2	98.4	21.2	54.2	80.9	62.8	75.8	90.4	79.5	61.3	92.7	85.4	78.4	58.1
jina-v3	65.3	98.4	10.5	37.3	85.1	55.3	72.8	87.0	78.3	33.2	92.6	62.3	64.2	71.1
snowflake-l-v2	64.1	98.1	10.3	42.0	80.5	54.7	71.4	84.7	77.4	33.6	92.5	62.8	58.2	66.9
mult.-e5-l-instr.	80.1	99.0	22.0	55.4	87.3	86.0	78.9	91.1	93.7	80.7	93.5	85.1	85.3	83.7
j-v5-text-small	69.7	98.7	13.6	78.0	84.8	58.0	74.9	88.5	76.6	38.8	94.1	70.1	69.2	61.1
KaLM-mini-v2.5	65.0	98.5	14.1	43.6	82.5	58.4	63.3	78.8	74.6	51.5	92.7	73.0	65.2	49.2
voyage-nano	64.1	97.9	11.7	35.7	74.8	60.9	76.3	87.3	77.7	38.3	93.3	61.3	53.9	64.6
Gemma-300m	64.4	98.7	12.7	34.6	83.9	55.3	74.4	87.1	73.9	41.3	90.8	66.1	67.1	51.4
j-v5-text-nano	67.7	98.6	12.5	77.1	83.9	53.4	71.7	86.2	72.8	37.1	94.8	69.6	65.8	56.5
v5-small stage 1	69.1	98.8	15.0	57.1	82.1	60.7	76.5	89.5	78.4	39.1	94.3	74.8	70.5	60.9
v5-nano stage 1	67.3	98.7	14.4	56.9	81.0	57.0	74.2	87.4	75.7	38.7	93.3	72.1	69.0	56.7

Tasks: Avg: Average over all tasks, BUCC: BUCC.v2, Bible: BibleNLP, Bornh: Bornholm, DiaBl: DiaBla, Flores: FLORES, IN22: IN22 General, Indic: IndicGenBench FLORES, NTX: NTREX, Nolly: NollySenti, Norw: Norwegian Courts, NusaT: NusaTranslation, NusaX: NusaX, Tato: Tatoeba.

Table A13: Evaluation Results on MMTEB Classification Tasks (Accuracy [%]).

Model	Afr	ACF	BgS	CSF	Cat	Cyr	CzP	DBP	Dal	Est	Fil	Fin	Grk	Guj	Ind	Idn	Zul	Ita	Kor	Kur	Mac	Mas
Qwen3-4B	50.9	92.5	74.9	58.7	52.6	95.0	68.3	99.3	50.7	59.6	47.8	93.9	51.9	92.0	95.1	64.3	23.2	66.7	61.1	81.9	75.5	84.3
jina-v4	40.9	72.0	61.1	31.6	49.5	34.2	52.3	81.0	49.9	39.8	30.7	78.2	26.0	82.7	20.2	60.0	22.5	58.7	57.0	65.7	53.5	72.4
Qwen3-0.6B (instr.)	46.0	90.4	73.4	44.1	49.1	90.2	63.8	98.8	50.0	41.1	40.8	90.6	39.7	85.8	93.1	64.8	25.6	61.7	55.9	80.1	61.0	80.5
Qwen3-0.6B (gen.)	40.0	70.1	65.4	32.3	47.9	74.3	50.9	96.8	50.0	34.6	28.6	74.6	39.3	81.3	36.5	59.0	23.6	70.1	58.1	71.1	47.2	77.0
jina-v3	42.8	92.2	76.0	39.1	45.1	43.3	61.9	76.1	50.1	48.8	38.5	79.5	11.6	86.2	18.0	58.1	20.8	62.8	56.2	57.6	61.2	71.5
snowflake-l-v2	44.1	64.7	59.3	31.0	49.1	57.7	49.7	89.6	50.2	40.7	31.8	72.0	35.7	84.4	33.0	60.9	23.9	68.1	58.4	61.7	61.3	74.3
mult.-e5-l-instr.	45.4	68.6	78.6	43.0	51.0	81.1	60.7	95.5	50.0	49.1	40.8	84.4	32.3	87.5	86.3	61.3	37.3	62.9	58.2	80.9	66.7	80.5
j-v5-text-small	36.7	94.3	74.8	46.7	65.9	97.6	63.6	98.3	49.9	56.1	41.9	63.4	65.0	93.0	98.0	57.7	19.9	91.0	55.2	93.4	67.7	86.9
KaLM-mini-v2.5	42.6	95.5	63.3	33.1	50.1	80.7	52.0	95.3	50.2	37.9	32.6	84.0	28.1	74.0	75.5	59.0	26.9	72.0	57.6	60.0	52.3	76.4
voyage-nano	42.7	66.1	66.2	36.3	51.1	39.2	52.4	90.5	49.9	40.0	31.4	79.3	38.3	84.9	18.7	57.6	29.3	66.1	57.2	74.9	53.9	77.2
Gemma-300M	44.5	84.2	71.3	34.5	51.2	58.6	58.6	94.3	50.3	38.3	40.5	86.4	29.0	82.8	46.6	60.9	26.4	70.4	58.1	60.0	45.3	74.9
j-v5-text-nano	36.8	93.7	74.0	40.6	65.8	97.9	62.7	97.8	50.4	51.0	40.5	48.6	59.0	91.0	97.6	54.3	17.8	87.4	53.7	93.3	64.9	82.7
v5-small stage 1	42.2	75.5	56.1	31.8	49.1	65.2	52.0	91.4	50.1	35.9	30.0	77.8	45.8	78.4	41.4	59.0	26.3	71.5	56.5	67.8	49.7	76.3
v5-nano stage 1	41.9	72.7	54.7	30.7	49.4	72.9	50.8	91.2	49.9	36.8	28.4	77.1	44.1	76.1	57.2	58.9	25.6	67.5	56.1	67.9	50.4	72.9
Model	MI	MH	Nep	Nor	NE	NX	Odi	PAC	Poe	PE	Pun	Sca	Hin	Sin	Sis	Slk	Swa	CH	Tox	Tsw	TT	Avg
Qwen3-4B	76.5	77.5	97.3	90.8	60.4	79.7	93.8	69.7	72.2	77.1	81.9	51.3	76.4	75.5	57.3	93.3	67.2	62.6	91.4	36.4	81.7	72.3
jina-v4	70.5	59.5	93.4	46.5	43.3	63.7	70.1	64.3	55.3	24.6	80.5	50.0	54.2	58.8	51.1	68.9	58.9	55.3	64.5	29.5	71.9	55.2
Qwen3-0.6B (instr.)	61.4	64.3	95.6	84.3	47.8	71.3	84.2	69.5	73.3	71.5	83.5	50.5	74.3	59.6	58.0	86.3	58.4	55.6	82.1	34.9	80.8	66.8
Qwen3-0.6B (gen.)	50.0	56.6	95.0	65.1	41.7	63.1	78.6	67.4	56.9	35.1	82.4	50.4	56.5	57.7	57.0	72.6	61.6	54.8	68.0	35.4	77.9	58.4
jina-v3	68.5	60.3	93.4	40.9	42.2	66.0	81.4	69.2	59.1	59.7	77.5	50.2	65.7	74.3	51.4	84.3	56.2	55.1	91.3	25.9	57.1	58.8
snowflake-l-v2	63.0	59.1	91.2	49.1	42.7	65.5	82.9	66.9	51.2	34.5	81.1	50.6	56.0	73.3	57.9	66.2	60.9	57.1	65.9	25.4	65.6	57.4
mult.-e5-l-instr.	62.7	64.7	97.0	76.6	44.1	71.0	84.5	65.7	57.1	57.0	84.4	50.4	59.6	78.0	47.5	87.5	59.1	55.5	66.8	46.4	74.9	64.9
j-v5-text-small	85.3	58.3	99.5	88.1	75.8	79.7	95.8	87.0	81.9	73.9	88.6	50.2	44.3	52.5	46.6	87.7	54.6	66.1	93.7	53.8	86.3	71.3
KaLM-mini-v2.5	83.2	62.6	95.3	62.1	39.2	65.3	64.8	65.1	57.7	42.4	76.7	50.1	55.7	60.3	55.1	72.8	57.7	53.7	91.7	42.5	76.9	61.2
voyage-nano	57.9	58.3	94.9	42.5	44.7	65.5	84.7	65.9	52.3	47.9	81.1	50.2	54.6	76.2	64.4	73.2	63.1	59.3	64.7	41.5	72.4	58.6
Gemma-300M	62.7	61.0	95.5	65.6	44.2	69.8	57.9	67.9	58.9	62.8	82.4	50.8	65.5	65.7	57.0	73.3	66.0	57.7	82.9	31.1	73.0	60.9
j-v5-text-nano	84.1	57.0	98.6	88.2	73.4	76.1	94.5	86.3	75.6	66.9	80.4	50.1	55.4	51.7	48.5	85.1	50.7	60.5	92.8	52.6	84.7	69.2
v5-small stage 1	56.7	58.2	92.7	61.2	45.0	65.0	74.9	64.4	54.2	32.4	80.1	50.1	55.9	66.3	61.5	65.8	63.1	55.9	69.9	35.3	70.9	58.4
v5-nano stage 1	56.8	57.7	93.8	65.4	44.2	65.3	72.6	64.5	54.1	36.1	68.7	50.0	56.6	62.2	59.4	65.3	61.3	56.4	68.1	32.7	72.5	58.1

Tasks: Avg: Average over all tasks, Afr: AfriSentiClassification, ACF: AmazonCounterfactualClassification, BgS: BulgarianStoreReviewSentimentClassification, CSF: CzechCSFDCClassification, Cat: CataloniaTweetsClassification, Cyr: CyprusTurkishTweetsSentiment, CzP: CzechProductReviewsClassification, DBP: DBPediaClassification, Dal: DalajClassification, Est: EstonianValenceClassification, Fil: FilipinoHateSpeechClassification, Fin: FinnishClassification, Grk: GreekLegalClassification, Guj: GujaratiNewsClassification, Ind: IndicSentimentClassification, Idn: IndonesianClassification, Zul: IsiZuluSentimentClassification, Ita: ItalianClassification, Kor: KoreanSarcasmClassification, Kur: KurdishSentimentClassification, Mac: MacedonianClassification, Mas: MasakhaNEWSClassification, MI: MassiveIntentClassification, MH: MultilingualHateSpeechClassification, Nep: NepaliClassification, Nor: NordicSentimentClassification, NE: NusaXEmotionClassification, NX: NusaXClassification, Odi: OdiaNewsClassification, PAC: PAWSXClassification, Poe: PoemSentimentClassification, PE: PolishEmotionClassification, Pun: PunjabiClassification, Sca: ScalaSentimentClassification, Hin: HindiClassification, Sin: SinhalaClassification, Sis: SiswatiClassification, Slk: SlovakClassification, Swa: SwahiliClassification, CH: SwissJudgementClassification, Tox: ToxicConversationsClassification, Tsw: XitsongaClassification, TT: TwitterTopicClassification

Table A14: Evaluation Results on MMTEB Multi-Label Classification Tasks (Accuracy [%]).

Model	Avg.	BrazilianToxic	CEDR	KorHate	MalteseNews	MultiEURLEX
Qwen3-4B	26.8	20.6	51.0	14.9	42.1	5.1
jina-v4	19.3	17.6	40.8	7.8	26.7	3.8
Qwen3-0.6B (instr.)	24.6	22.6	49.9	9.7	36.1	4.6
Qwen3-0.6B (generic)	21.1	23.7	38.7	8.8	29.7	4.4
jina-v3	18.4	19.7	47.4	10.6	12.7	1.5
snowflake-l-v2	18.9	22.5	38.5	10.5	18.7	4.6
mult.-e5-l-instr.	22.9	19.8	50.0	10.2	29.0	5.5
j-v5-text-small	42.0	21.3	65.0	60.1	57.0	6.6
KaLM-mini-v2.5	21.0	22.9	40.6	7.6	29.2	4.6
voyage-nano	20.1	17.3	41.6	8.8	29.1	3.6
Gemma-300M	24.8	22.3	52.8	11.6	33.1	4.3
j-v5-text-nano	41.3	20.7	65.2	58.8	56.2	5.5
v5-small stage 1	20.3	18.5	41.4	8.9	28.1	4.5
v5-nano stage 1	19.9	18.2	40.9	8.5	27.7	4.3

Tasks: Avg: Average over all tasks, BrazilianToxic: BrazilianToxicTweetsClassification, CEDR: CEDRClassification, KorHate: KorHateSpeechMLClassification, MalteseNews: MalteseNewsClassification, MultiEURLEX: MultiEURLEXMultilabelClassification.

Table A15: Evaluation Results on MMTEB Clustering Tasks (V-measure [%] - see footnote in Section 5.1)

Model	Avg	Allo	AXP	AXS	BigPat	BioP	CLSP	HalS	MNC	MedP	PlscP	Rom	S200	SEx	SCP	Cities	WikiP
Qwen3-4B	57.2	59.5	64.8	65.2	43.2	50.9	73.2	30.5	56.2	45.3	75.1	44.3	41.3	77.6	62.1	93.6	31.6
jina-v4	44.0	44.5	57.9	57.6	28.7	38.4	37.4	25.1	40.5	35.2	69.6	41.1	27.4	54.0	27.3	92.0	26.8
Qwen3-0.6B (instr.)	52.3	54.0	63.7	63.8	32.5	47.3	62.0	29.0	53.2	42.2	74.2	40.3	34.1	71.2	53.4	86.8	29.7
Qwen3-0.6B (generic)	49.8	53.8	63.2	61.8	32.3	45.1	48.0	28.8	50.4	40.7	72.8	39.7	34.8	66.2	49.8	80.9	28.6
jina-v3	45.7	44.7	58.9	55.9	37.1	40.0	39.4	29.3	46.2	38.2	71.5	40.6	32.0	56.7	26.8	85.3	27.8
snowflake-l-v2	42.8	45.7	57.2	53.1	34.1	37.2	34.2	24.9	42.9	35.0	71.1	39.6	25.4	56.3	26.0	74.2	27.1
mult.-e5-l-instr.	50.8	56.5	62.5	61.3	43.2	42.7	42.4	30.1	59.2	38.1	72.7	40.9	47.2	60.0	47.6	76.2	31.5
j-v5-text-small	53.4	53.0	65.8	62.7	42.6	47.7	50.7	31.7	53.2	43.5	74.4	40.4	40.5	70.1	57.6	89.8	30.8
KaLM-mini-v2.5	53.8	52.0	63.5	61.2	43.3	50.7	68.3	29.2	54.1	45.6	73.9	40.3	37.5	75.8	49.9	85.8	30.5
voyage-nano	45.4	49.0	58.2	56.4	31.0	41.2	38.5	26.7	42.0	38.3	71.5	42.1	32.8	52.3	33.6	86.0	26.9
Gemma-300m	51.2	52.8	63.6	59.6	41.6	52.1	41.5	29.3	43.5	44.1	72.1	41.9	26.5	90.9	40.0	92.0	27.0
j-v5-text-nano	52.7	56.4	65.0	61.1	43.5	46.4	48.9	29.2	52.3	42.6	74.4	40.6	38.9	69.4	56.0	88.7	30.2
v5-small stage 1	44.7	41.1	58.2	57.0	32.5	41.8	40.4	24.4	37.2	37.8	71.2	42.5	27.7	55.4	31.7	88.8	27.5
v5-nano stage 1	45.6	45.5	58.4	57.7	33.8	41.2	39.9	25.2	40.1	38.1	72.2	43.1	28.7	58.4	33.4	85.6	27.5

Tasks: Avg: Average over all tasks, Allo: AlloProfClusteringS2S.v2, AXP: ArXivHierarchicalClusteringP2P, AXS: ArXivHierarchicalClusteringS2S, BigPat: BigPatentClustering.v2, BioP: BiorxivClusteringP2P.v2, CLSP: CLSCLusteringP2P.v2, HalS: HALClusteringS2S.v2, MNC: MasakhaNEWSClusteringS2S, MedP: MedrxivClusteringP2P.v2, PlscP: PlscClusteringP2P.v2, Rom: RomaniBibleClustering, S200: SIB200ClusteringS2S, SEx: StackExchangeClustering.v2, SCP: SwednClusteringP2P, Cities: WikiCitiesClustering, WikiP: WikiClusteringP2P.v2.

Table A16: Evaluation Results on Instruction Reranking Tasks (p-MRR [%]).

Model	Avg	Core17	News21	Robust04
Qwen3-4B	11.56	13.53	8.71	12.44
jina-v4	0.71	3.24	0.34	-1.46
Qwen3-0.6B (instr.)	5.09	8.93	3.61	2.75
Qwen3-0.6B (generic)	3.84	6.30	2.59	2.63
jina-v3	-1.34	-0.06	2.36	-6.31
snowflake-l-v2	-2.47	0.43	-0.24	-7.60
mult.-e5-l-instr.	-0.40	1.82	1.50	-4.52
j-v5-text-small	1.34	2.40	3.24	-1.61
KaLM-mini-v2.5	-0.56	0.66	0.46	-2.80
voyage-4-nano	5.61	6.32	11.45	-0.94
Gemma-300M	3.49	5.13	4.60	0.73
j-v5-text-nano	0.05	1.78	1.28	-2.92
v5-small stage 1	-0.32	1.58	0.00	-2.53
v5-nano stage 1	-1.31	0.63	0.18	-4.75

Tasks: Avg: Average over all tasks, Core17: Core17InstructionRetrieval, News21: News21InstructionRetrieval, Robust04: Robust04InstructionRetrieval.

A.4 Other Retrieval Benchmark

Table A17: Retrieval performance on BeIR (nDCG@10 [%]).

Model	Avg	Arg	CQA	CF	DB	FEV	FiQA	HPQA	MSM	NFC	NQ	Quora	SCD	SCF	TREC	TOU
Qwen3-4B	61.6	75.6	50.3	47.4	48.2	91.6	62.7	74.7	42.7	41.1	63.1	88.1	31.4	78.3	92.9	35.4
jina-v4	54.0	67.0	43.7	35.1	43.9	87.9	48.5	68.5	38.1	34.4	61.7	78.6	21.5	76.1	80.4	24.1
Qwen3-0.6B	55.5	71.0	46.0	42.4	39.5	88.1	46.6	65.7	38.0	36.7	53.5	87.8	24.4	69.7	90.5	33.2
jina-v3	53.2	43.3	42.6	42.4	41.0	89.1	47.4	64.7	40.8	36.6	64.2	89.2	19.9	72.5	77.7	26.3
snowflake-l-v2	55.2	59.1	45.9	41.8	43.4	91.5	45.4	68.2	44.9	35.1	63.7	88.8	20.3	70.9	83.6	25.9
mult.-e5-l-instr.	52.7	58.5	44.3	29.9	38.4	78.0	48.4	69.3	40.4	36.3	57.8	89.2	19.2	71.6	82.5	27.4
j-v5-text-small	56.7	65.1	46.7	41.5	44.4	90.0	49.6	69.8	42.1	39.8	64.0	89.1	23.0	76.5	78.5	29.9
KaLM-mini-v2.5	55.0	60.2	47.2	34.5	42.6	87.9	47.1	71.8	40.6	37.1	58.6	89.6	21.6	74.4	83.0	28.9
voyage-4-nano	49.9	58.6	44.3	22.2	39.5	68.4	51.0	62.0	31.5	39.6	49.2	86.1	21.3	75.2	77.9	22.2
Gemma-300M	53.7	66.0	42.1	26.7	44.4	81.1	47.4	70.1	38.6	39.2	63.5	86.6	19.5	78.7	76.4	25.1
j-v5-text-nano	56.1	65.7	44.6	39.6	45.3	89.5	47.9	69.1	41.6	38.7	63.4	88.9	22.6	75.8	77.6	30.7
v5-small stage 1	54.9	64.0	46.0	38.0	43.1	86.2	47.5	68.0	38.9	38.3	57.3	88.6	22.3	74.5	79.5	30.6
v5-nano stage 1	54.9	65.6	44.5	36.3	43.6	87.3	46.2	68.1	40.5	38.0	57.1	88.1	22.2	73.1	79.4	33.8

Tasks: Avg: Average over all tasks, Arg: ArguAna, CQA: CQADupstackRetrieval, CF: ClimateFEVER, DB: DBpedia, FEV: FEVER, FiQA: FiQA2018, HPQA: HotpotQA, MSM: MSMARCO, NFC: NFCorpus, NQ: Natural Questions, Quora: QuoraRetrieval, SCD: SCIDOCs, SCF: SciFact, TREC: TRECCOVID, TOU: Touche2020

Table A18: Retrieval performance on LongEmbed (nDCG@10 [%])

Model	Avg	NaQA	Needle*	Passkey*	QMSum	SummScreen	Wikim
Qwen3-4B	78.82	68.94	75.50	84.25	52.35	97.96	93.92
jina-v4	69.88	58.71	60.75	69.75	46.06	96.96	87.02
Qwen3-0.6B	72.20	63.25	50.75	84.75	47.70	96.72	90.00
jina-v3	55.67	34.30	64.00	38.00	39.34	92.33	66.02
snowflake-l-v2	63.74	43.63	50.25	77.25	40.08	96.38	74.84
mult.-e5-l-instr.	41.76	26.71	29.50	37.75	26.08	72.75	57.79
j-v5-text-small	66.39	52.95	44.50	80.50	43.80	96.88	79.68
KaLM-mini-v2.5	43.35	29.32	31.50	38.25	27.06	74.38	59.61
voyage-4-nano	74.93	63.71	61.00	87.25	51.44	98.46	87.72
Gemma-300M	55.29	28.83	41.25	61.00	37.62	91.19	71.88
j-v5-text-nano	63.65	52.17	59.75	81.50	31.83	81.80	74.87
v5-small stage 1	68.36	56.85	46.00	83.00	46.39	97.16	80.76
v5-nano stage 1	63.48	46.17	64.00	83.00	34.40	82.73	70.57
v5-small pre-long-ctx**	44.54	18.36	38.25	47.25	27.78	74.26	61.33

Tasks: Avg: Average over all tasks, NaQA: LEMBNArrativeQARetrieval, Needle: LEMBNeedleRetrieval, Passkey: LEMBPasskeyRetrieval, QMSum: LEMBQMSumRetrieval, SummScreen: LEMBSummScreenFDRetrieval, Wikim: LEMBWikimQARetrieval

* Scores are in nDCG@1 ** 1st stage checkpoint before long context training was applied

Table A19: Retrieval performance on RTEB (Public) (nDCG@10 [%]).

Model	Avg	ACD	AST	LS	LQA	FinB	HC3	FQA	HuE	MBPP	MIR	Apps	DS1K	WSQL	CDR	CURE	Fsh
Qwen3-4B	70.8	39.4	81.2	66.4	66.7	77.5	68.9	63.4	98.4	91.4	69.5	89.2	64.1	84.7	71.5	56.8	43.2
jina-v4	66.5	45.2	50.1	59.9	63.9	79.9	63.4	68.4	97.2	89.9	62.9	78.3	64.1	96.1	64.1	53.2	27.5
Qwen3-0.6B	64.2	36.1	79.0	63.6	53.4	74.8	54.5	56.3	92.3	87.0	61.2	75.3	59.7	86.8	62.5	47.0	37.9
jina-v3	54.6	34.8	32.8	59.2	59.4	72.2	61.5	39.2	80.6	83.2	62.6	29.0	50.1	68.0	64.2	46.3	30.5
snowflake-l-v2	54.0	34.0	22.8	66.2	65.5	75.6	54.4	56.6	71.5	80.2	66.5	9.7	42.7	69.7	60.7	54.7	32.3
mult.-e5-l-instr.	54.8	33.3	29.7	68.1	51.2	79.7	51.2	45.1	86.3	83.6	57.7	34.9	49.4	80.7	55.2	42.8	27.6
j-v5-text-small	66.8	43.9	53.3	64.9	63.6	80.6	62.1	55.7	96.1	90.5	66.6	73.3	61.4	93.7	71.1	53.6	39.2
KaLM-mini-v2.5	56.5	34.4	36.5	64.4	42.9	77.7	61.9	48.1	89.7	85.0	53.8	35.9	55.9	78.6	67.2	42.6	29.6
voyage-4-nano	70.4	42.8	48.7	72.3	70.2	90.9	63.1	82.5	98.8	91.4	58.7	81.0	63.9	98.0	67.0	53.5	43.1
Gemma-300M	63.8	32.9	30.7	68.4	60.1	77.8	59.8	54.7	99.0	88.4	64.6	84.1	57.3	91.5	63.4	57.1	30.5
j-v5-text-nano	64.1	39.7	51.5	65.8	57.8	78.8	57.8	57.8	92.1	86.7	65.8	58.4	54.9	97.7	69.4	52.8	38.3
v5-small stage 1	64.1	40.9	49.5	68.7	62.2	80.2	58.0	57.8	94.1	88.7	64.6	63.0	60.0	79.4	67.9	52.8	38.4
v5-nano stage 1	61.1	39.1	47.0	66.9	55.5	76.5	54.7	56.8	90.6	85.5	63.9	45.1	51.3	88.8	67.2	51.2	38.0

Tasks: Avg: Average over all tasks, ACD: AILACasedocs, AST: AILAStatutes, LS: LegalSummarization, LQA: LegalQuAD, FinB: FinanceBenchRetrieval, HC3: HC3FinanceRetrieval, FQA: FinQARetrieval, HuE: HumanEvalRetrieval, MBPP: MBPPRetrieval, MIR: MIRACLRetrievalHardNegatives, Apps: AppsRetrieval, DS1K: DS1000Retrieval, WSQL: WikiSQLRetrieval, CDR: ChatDoctorRetrieval, CURE: CUREv1, Fsh: FreshStackRetrieval

A.5 Learning Rate Ablation

In this section, we detail the experimental setup used to determine the optimal hyperparameters for the training objectives discussed in Section 5.3.1. All experiments in this ablation were conducted using the S2ORC dataset with a fixed student-side trainable projection. The models were trained using two GPUs with a total batch size of 512 and a maximum sequence length of 512.

We investigated the sensitivity of InfoNCE (\mathcal{L}_{NCE}), feature-based distillation ($\mathcal{L}_{\text{distill}}$), and score-based distillation ($\mathcal{L}_{\text{score}}$) to two different learning rates: 1×10^{-4} and 1×10^{-5} . The results, visualized in Figure 6, reveal distinct optimization behaviors:

- **Feature-based Distillation ($\mathcal{L}_{\text{distill}}$):** This objective is highly robust and performs significantly better with a higher learning rate of 1×10^{-4} . At 1×10^{-5} , convergence is considerably slower, and the model fails to reach the same performance ceiling within the same number of training steps.

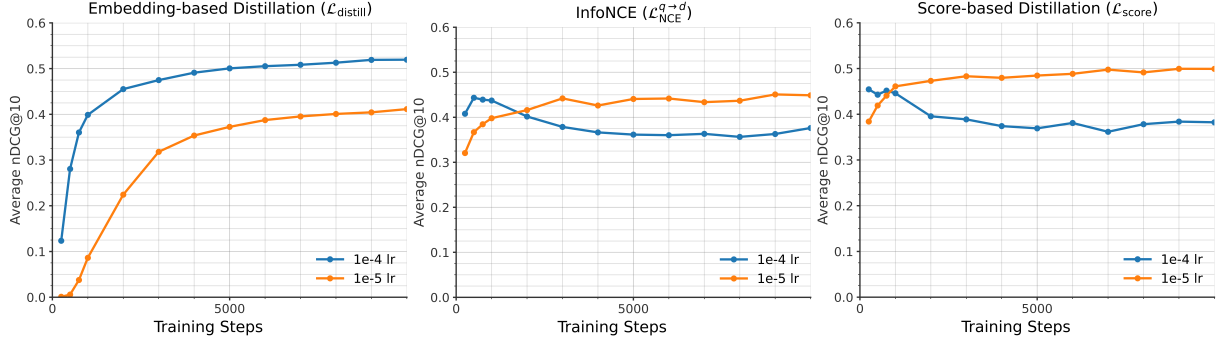


Figure 6: **Learning rate sensitivity across different optimization objectives.** We report the average nDCG@10 on the MTEB (English, v2) benchmark using the S2ORC dataset. The plots compare 1×10^{-4} (blue) and 1×10^{-5} (orange) learning rates for embedding-based distillation ($\mathcal{L}_{\text{distill}}$), InfoNCE ($\mathcal{L}_{\text{NCE}}^{q \rightarrow d}$), and score-based distillation ($\mathcal{L}_{\text{score}}$), all utilizing a trainable student projection.

- **InfoNCE ($\mathcal{L}_{\text{NCE}}^{q \rightarrow d}$):** In contrast, the contrastive objective is more sensitive to larger gradients. While a learning rate of 1×10^{-4} shows a faster start, the performance eventually degrades or plateaus lower than the more stable 1×10^{-5} run, which maintains better long-term consistency.
- **Score-based Distillation ($\mathcal{L}_{\text{score}}$):** Similar to InfoNCE, score-based distillation benefits from the lower learning rate. The 1×10^{-4} configuration exhibits unstable behavior, with performance dropping sharply after an initial peak, whereas 1×10^{-5} results in steady, sustained improvement.

Based on these observations, we selected 1×10^{-4} for all $\mathcal{L}_{\text{distill}}$ experiments and 1×10^{-5} for \mathcal{L}_{NCE} and $\mathcal{L}_{\text{score}}$ in our main results to ensure each method is evaluated at its respective peak potential.

A.6 Evaluation of MMTEB Performance Across Languages

