

Binge Watch: Reproducible Multimodal Benchmarks Datasets for Large-Scale Movie Recommendation on MovieLens-10M and 20M

Giuseppe Spillo
giuseppe.spillo@uniba.it
University of Bari Aldo Moro
Bari, Italy

Alessandro Petruzzelli
alessandro.petruzzelli@uniba.it
University of Bari Aldo Moro
Bari, Italy

Cataldo Musto
cataldo.musto@uniba.it
University of Bari Aldo Moro
Bari, Italy

Marco de Gemmis
marco.degemmis@uniba.it
University of Bari Aldo Moro
Bari, Italy

Pasquale Lops
pasquale.lops@uniba.it
University of Bari Aldo Moro
Bari, Italy

Giovanni Semeraro
giovanni.semeraro@uniba.it
University of Bari Aldo Moro
Bari, Italy

Abstract

With the growing interest in Multimodal Recommender Systems (MRSs), collecting high-quality datasets provided with multimedia side information (text, images, audio, video) has become a fundamental step. However, most of the current literature in the field relies on small- or medium-scale datasets that are either not publicly released or built using undocumented processes.

In this paper, we aim to fill this gap by releasing M³L-10M and M³L-20M, two large-scale, reproducible, multimodal datasets for the movie domain, obtained by enriching with multimodal features the popular MovieLens-10M and MovieLens-20M, respectively. By following a fully documented pipeline, we collect movie plots, posters, and trailers, from which textual, visual, acoustic, and video features are extracted using several state-of-the-art encoders. We publicly release mappings to download the original raw data, the extracted features, and the complete datasets in multiple formats, fostering reproducibility and advancing the field of MRSs. In addition, we conduct qualitative and quantitative analyses that showcase our datasets across several perspectives.

This work represents a foundational step to ensure reproducibility and replicability in the large-scale, multimodal movie recommendation domain. Our resource can be fully accessed at the following link: <https://zenodo.org/records/18499145>, while the source code is accessible at https://github.com/giuspillo/M3L_10M_20M.

CCS Concepts

• Information systems → Recommender systems.

Keywords

Recommender Systems, Multimodal Recommendation, MovieLens, Reproducibility, Datasets

ACM Reference Format:

Giuseppe Spillo, Alessandro Petruzzelli, Cataldo Musto, Marco de Gemmis, Pasquale Lops, and Giovanni Semeraro. 2026. *Binge Watch: Reproducible Multimodal Benchmarks Datasets for Large-Scale Movie Recommendation on MovieLens-10M and 20M*. In . ACM, New York, NY, USA, 7 pages. <https://doi.org/10.1145/nnnnnnn.nnnnnnn>

1 Introduction and Motivations

In recent years, Multimodal Recommender Systems (MRSs) [13] emerged as a prominent research direction in the Recommender System (RS) literature, driven by the increasing availability of heterogeneous item-side information, such as images, text, audio, and video. By exploiting multiple modalities, MRSs aim to go beyond Collaborative Filtering (CF) [20] and capture richer semantic representations of items, improving performance in sparse settings and enabling more effective personalization [14]. As a result, a growing body of literature has proposed architectures and models for MRSs, including techniques for multimodal fusion, cross-modal attention, and representation learning across visual, textual, and other modalities [25, 30, 31, 33, 35, 39].

However, empirical evaluation is constrained by the limited availability of large-scale, reproducible datasets with multimodal features. As an example, a large dataset for the e-commerce domain, such as *Amazon Reviews* '23, has been recently released. However, many works [34, 39, 40] still use a previous version, i.e., *Amazon Reviews* '18¹, a smaller-scale dataset with a limited number of total interactions that only provides visual and textual features.

Furthermore, one of the most relevant gaps in reproducing and benchmarking large-scale MRSs lies in the use of MovieLens² and its variants (MovieLens-100K, -1M, -10M, -20M). While they are among the most widely used benchmark datasets in RS research [23, 37], their adoption in MRSs has been limited and inconsistent. Indeed, some works either use a non-publicly available version of this dataset [31] or rely on heavily post-processed variants [33] with undocumented pre-processing, which limits reproducibility and prevents proper assessment of data quality.

As a result, claims regarding multimodal RSs are typically validated on small benchmarks, highlighting a gap between

Permission to make digital or hard copies of all or part of this work for personal or classroom use is granted without fee provided that copies are not made or distributed for profit or commercial advantage and that copies bear this notice and the full citation on the first page. Copyrights for components of this work owned by others than the author(s) must be honored. Abstracting with credit is permitted. To copy otherwise, or republish, to post on servers or to redistribute to lists, requires prior specific permission and/or a fee. Request permissions from permissions@acm.org.
Conference'17, Washington, DC, USA

© 2026 Copyright held by the owner/author(s). Publication rights licensed to ACM.
ACM ISBN 978-x-xxxx-xxxx-x/YYYY/MM
<https://doi.org/10.1145/nnnnnnn.nnnnnnn>

¹https://cseweb.ucsd.edu/~jmcauley/datasets/amazon_v2/

²<https://grouplens.org/>

the increasing complexity of the models and realistic, large-scale benchmarking settings. Specifically, the lack of standardized datasets with transparent processing protocols prevents full reproducibility, thus limiting research advancement.

In this paper, we address these gaps by enriching MovieLens-10M (ML-10M) and MovieLens-20M (ML-20M) with multimodal features extracted from movie plots (textual features), movie posters (image features), and movie trailers (acoustic and video features). We call these datasets **MultiModal MovieLens** (M^3L for short). Our datasets preserve the original user-item interactions and rating distributions, avoid heavy core filtering, and provide the highest possible item coverage.

To sum up, we provide the following contributions: (i) we release M^3L -10M and M^3L -20M datasets, which enrich MovieLens-10M and MovieLens-20M with multimodal information related to movie plots, posters and trailers; (ii) we publicly release the mappings with URLs to access raw data files; (iii) we encode data with SOTA encoders and release the extracted features; (iv) we perform qualitative and quantitative analysis on the multimodal features.

This paper is structured as follows: in Section 2 we analyze how current literature in multimodal RS uses the MovieLens datasets, while in Section 3 we discuss our pipeline to enrich ML-10M and ML-20M with multimodal features. In Sections 4 and 5, we discuss our qualitative and quantitative analyses, respectively. Finally, in Section 6 we draw some conclusions and sketch future works.

2 MovieLens in MRSs: A Literature Review

As discussed in [37], several studies in MRSs adopt MovieLens datasets to benchmark recommendation performance. However, significant limitations in the reproducibility and transparency of these resources emerged. In the following, we analyze MRSs that rely on any variant of MovieLens, and we highlight the limitations:

- **ML-100K and ML-1M:** Several work, including A2BM2GCL [3], *See the Movie* [23], and Attimonelli et al. [2] provide reproducible and released version of these datasets. However, their limited size prevents a full assessment of multimodal features in large-scale scenarios.
- **ML-10M:** This version is widely adopted but often significantly altered. Works including MMGCN [31], DualGNN [28], SLMRec [25], and others [4, 6, 15, 24, 26, 30] use reduced versions of the dataset (typically 6K items and 1.2M interactions). These datasets are generally non-reproducible due to undocumented preprocessing or empty repositories. MMGCL [33] provides a repository but apply aggressive *core-10 filtering* (reducing the number of items to 4.2K), which prevents assessing the benefits of multimodality in alleviating cold-start and sparsity problems. LUDP [12] uses the full version but lacks a public repository.
- **ML-20M:** This variant is largely overlooked in the field. *CineFinder* [19] is the only attempt to enrich ML-20M, but remains non-reproducible due to the absence of public data, statistics, and a repository.

To summarize our observations, we identify three recurring issues: (i) substantial reductions in the number of items and interactions, often resulting in only 4–6K items and approximately 1M interactions instead of the full 10M; (ii) the absence of public

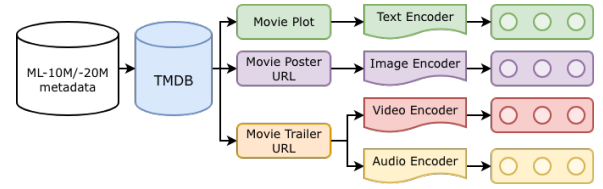


Figure 1: Pipeline to collect and enrich multimodal raw data associated to ML-10M and ML-20M.

dataset releases, which hinders reproducibility; and (iii) the limited or nonexistent use of MovieLens-20M. Table 1 summarizes the main issues related to each discussed work. With respect to this context, with our paper, we aim at filling these gaps in the literature by:

- Enriching both ML-10M and ML-20M with multimodal features, providing mappings to download the raw data files and foster reproducibility.
- Avoiding aggressive item filtering, so as to keep as much as possible of the original dataset.
- Publicly releasing the extracted multimodal features, so as to make reproducible the usage of the two datasets.

3 M^3L : MultiModal MovieLens Datasets

In this Section, we describe our resource. First, we introduce the pipeline to enrich MovieLens datasets with multimodal information. Then, we focus on the encoders used to extract multimodal features. The pipeline is depicted in Figure 1.

It is worth noting that the process discussed in the following is specifically designed for the ML-20M dataset. However, ML-10M is a subset of ML-20M, so the pipeline can be applied to the smaller dataset, which can even be directly extracted from the larger one.

3.1 Multimodal Raw Data Collection

(1) Accessing MovieLens Metadata. Our data collection pipeline relies on metadata from the original MovieLens dataset, which can be accessed on the GroupLens website³. This data includes user ratings and some movie metadata (movie title, movie genres, textual user tags). Each movie also includes a YouTube link. However, many of these links are now inaccessible due to the removal of movie trailers. In addition, each movie is provided with its Internet Movie Database⁴ (IMDb) and The Movie Database⁵ (TMDB) identifier number. In our pipeline, we focused on the latter since TMDB provides APIs that allow us to collect raw side information, such as text, images, and video, describing the items.

(2) Querying TMDB. Thanks to the mapping between MovieLens IDs and TMDB identifiers, we used the above-mentioned APIs to query TMDB and retrieve the data. To do so, first we obtain a TMDB API key⁶. Then, we set up a script to query TMDB using movie IDs and to obtain, for each movie, its title, plot, and links to the movie poster and trailer. In this step, we collected all the available data. However, it is worth noting that not all movies include all

³<https://grouplens.org/datasets/movielens/>

⁴<https://www.imdb.com/it/>

⁵<https://www.themoviedb.org/>

⁶For privacy reasons, we cannot share the API key. However, the access is free for research purposes.

| Dataset | Paper | Reproducible | Issues |
|---------|--|--------------|--|
| ML-100K | A2BM2GCL [3] | Yes | For small-scale datasets, it uses the smallest MovieLens dataset. |
| ML-1M | Spillo et al. [23], Attimonelli et al. [2] | Yes | Medium-scale dataset. Fully reproducible and released in several formats. |
| ML-10M | MMGCN [31], DualGNN [28], MGAT [26], SLMRec [25], MKGAT [24], EcoGCN [4] | No | Reduced version. Undocumented preprocessing. Dataset not released. |
| | GRCN [30] | No | Reduced version. Undocumented preprocessing. Dataset not released. Refers to the irreproducible MMGCN dataset. |
| | EliMRec [15], InvRL [6] | No | Undocumented preprocessing. Dataset not released. |
| | MMGCL [33] | Partial | Reduced version. Aggressive core-10 filtering. Dimensionality reduction. |
| | LUDEP [12] | No | Absence of a public repository. |
| ML-20M | CineFinder [19] | No | Absence of a public repository. Absence of dataset statistics. |

Table 1: Summary of the analyzed literature that uses MovieLens datasets in multimodal RS research.

three pieces of information. Some statistics about this aspect are discussed next.

(3) Downloading Raw Data. The last step in our pipeline lies in collecting raw data. In particular, based on the URLs obtained in the previous step by querying TMDb, for each movie we download the posters and trailers by using the Python libraries `requests` and `yt_dlp`, respectively. While acquiring movie posters is straightforward, as all retrieved images are available for download, access to movie trailers is occasionally restricted due to regional licensing constraints or because the associated YouTube videos have been set to private. In this case, we exploit the YouTube link available in the original GroupLens data downloaded during the first step. In this case, if the video is available, we download the trailer and keep the movie; if not, we remove the movie from the dataset. It is important to note that once raw data is downloaded, we encode it using multimodal encoders and then delete the raw files. Moreover, we do not release the raw files to avoid copyright infringement⁷. At the end of this process, for each movie, we collected:

- Movie plot (a textual overview).
- Movie poster URL (released), and we temporarily cache the raw data picture before extracting image features.
- Movie trailer URL (released), and we temporarily cache the raw data video before extracting acoustic and video features.

As shown in Table 2, after the download step, we observed a high coverage of movie plots and movie posters for both ML-10M and ML-20M, and a very good coverage for movie trailers for ML-20M.

Regarding the lower coverage of movie trailers, this is mainly due to geographical restrictions that prevent some trailers from being available in our country. Moreover, other videos were associated with deleted accounts or removed from the platform due to copyright infringements. However, although some missing items, the number of items for which *all* multimodal data is available is significantly higher than previous works (see Section 2).

In our repository, we release all the scripts for downloading raw data from the original MovieLens metadata. Our resource is also fully accessible on Zenodo⁸, including the URLs for the raw data.

⁷Our pipeline follows a non-consumptive research framework to ensure compliance with copyright standards. We do not redistribute raw audiovisual streams; instead, the released dataset provides only source identifiers (YouTube IDs) and transformative embeddings. These latent representations are mathematical abstractions that cannot reconstruct the original media, thus serving as a non-substitute for the creative work. This approach aligns with 'Fair Use' (17 U.S.C. § 107) for non-commercial research, preserving creator rights while enabling scientific reproducibility

⁸<https://zenodo.org/records/18499145>

| Modality | ML-10M (N = 10,677) | | ML-20M (N = 26,744) | |
|----------------|------------------------|-------|------------------------|-------|
| | Coverage | % | Coverage | % |
| Plots | 10,328 | 96.73 | 24,713 | 92.41 |
| Posters | 10,304 | 96.51 | 24,580 | 91.91 |
| Trailers | 9,072 | 84.97 | 19,142 | 71.57 |
| Overlap | 9,031 | 84.58 | 19,009 | 71.08 |

Table 2: Multimodal Raw Data - Coverage per dataset.

| | ML | Our M ³ L | % |
|-------------|------------|----------------------|--------|
| -10M | | | |
| # users | 69,878 | 69,878 | 100% |
| # items | 10,677 | 9,031 | 84.58% |
| # ratings | 10,000,054 | 9,409,884 | 94.10% |
| Sparsity | 98.66% | 98.51% | - |
| -20M | | | |
| # users | 138,493 | 138,493 | 100% |
| # items | 26,744 | 19,009 | 71.08% |
| # ratings | 20,000,263 | 18,777,965 | 93.89% |
| Sparsity | 99.46% | 99.29% | - |

Table 3: Statistics of M³L-10M and -20M after feature extraction, compared to the original ML-10M and -20M.

3.2 Feature Extraction

After acquiring multimodal raw data, we extract fixed-size embeddings to provide a unified, reproducible representation of items across modalities. To this end, we encode (i) plot summaries (text), (ii) posters (images), and (iii) trailers (video and audio) pretrained encoders. In this step, we focus on state-of-the-art encoders that have been widely adopted in previous works in the multimodal RS field [2, 23, 31–33, 36]. The list of encoders is presented below.

(1) Textual modality. For each movie, we encode the TMDb plot by using sentence-level transformer encoders:

- **MiniLM** [29]: a compact transformer obtained via self-attention distillation, designed to retain semantic representations with reduced computation; we use `all-MiniLM-L6-v2`⁹.

⁹<https://huggingface.co/sentence-transformers/all-MiniLM-L6-v2>

- **MPNet** [22]: a pretrained transformer designed to better capture token dependencies and bidirectional context; we use `all-mpnet-base-v2`¹⁰.
- **CLIP-Text** [16]: the textual encoder of a vision-language model trained with contrastive supervision to align text and images in a shared embedding space; we use `clip-ViT-B-32`¹¹.

(2) **Visual modality.** Movie posters are encoded with three complementary image encoders:

- **VGG16** [21]: a CNN with 16 weight layers (stacked 3×3 convolutions) that has been widely adopted as a pretrained visual backbone.
- **Vision Transformer (ViT)** [5]: a transformer-based architecture that tokenizes an image into a sequence of fixed-size patches and applies self-attention to model global context. We use `vit-base-patch16-224-in21k`¹².
- **CLIP-Image** [16]: a multimodal model trained with contrastive learning to align image and text representations in a shared embedding space. We use the image encoder of `clip-ViT-B-32`¹³.

(3) **Video modality.** We extract spatio-temporal representations from trailers using established video understanding backbones:

- **SlowFast (R50)** [8]: a dual-pathway architecture modeling both slow semantic dynamics and fast motion.
- **R(2+1)D** [27]: a factorized 3D CNN that decomposes 3D convolutions into 2D spatial and 1D temporal operations.
- **MViT** [7]: a multiscale vision transformer for hierarchical spatio-temporal feature extraction.

(4) **Audio modality.** For each trailer, we extract the audio track, resample it at 16 kHz, and convert it to mono. We then compute acoustic embeddings using:

- **VGGish** [11]: a CNN-based audio embedding model trained on large-scale YouTube audio.
- **Whisper** [17]: we use the encoder of `whisper-base`¹⁴ to encode the first 30 seconds of audio.
- **AST** [9]: an Audio Spectrogram Transformer operating on log-mel spectrogram patches.

In our repository, we publicly release the embeddings, enabling fair comparisons across models and minimizing implementation variance. Once we obtain all the embeddings, we then compute the number of items for which all modalities are available. This value, reported in Table 3, serves as the starting point to filter out the original ML-10M and ML-20M to obtain our M³L-10M and M³L-10M datasets. As we can observe, thanks to our pipeline, we kept the majority of the interaction data of the original datasets.

In addition, in Table 4, we compare our M³L-10M with the versions of ML-10M previously adopted in the literature on MRSs. In particular, we report the resulting dataset sizes (#users, #items, #ratings) after preprocessing, along with the set of available modalities (T=text, I=image, A=audio, V=video). **To conclude, we can state that our datasets offer greater coverage and richer side**

information than prior ML-10M variants [31, 33], combining larger user-item interactions with a wider spectrum of modalities (text, image, audio, video). Moreover, our pipeline is fully reproducible.

| | Our M ³ L-10M | Used in [31] | Used in [33] |
|------------|--------------------------|--------------|--------------|
| # users | 69,878 | 55,485 | 12,674 |
| # items | 9,031 | 5,986 | 4,214 |
| # ratings | 9,409,884 | 1,239,508 | 1,013,573 |
| Modalities | T, I, A, V | T, I, A | T, I, A |

Table 4: Comparison of Our ML-10M against other ML-10M variants used in MMGCN’s [31] and MMGCL’s [33].

4 Qualitative Analysis

To assess the soundness of the resource, we carried out two qualitative analyses. First, we used t-SNE to visualize the latent spaces we learnt (see Figure 2), then we exploited a radar chart to “fingerprint” the characteristics of each modality (see Figure 3).

4.1 Multimodal Latent Space Distributions

To visually inspect the semantic properties of the extracted features, we use t-SNE projections of the high-dimensional embeddings across all modalities, as shown in Figure 2.

The **Text** (Fig. 2a) modality exhibits a high degree of structural concentration, with narrative-focused embeddings tightly clustered. For instance, *Star Wars Episode VI* is positioned near *Star Trek: The Motion Picture*, demonstrating that plot similarities are correctly captured. As highlighted by these archetypes and others like *Platoon*, these embeddings form relatively distinct semantic regions that align closely with traditional genre classifications.

In contrast, the **Video** (Fig. 2c) and **Audio** (Fig. 2d) spaces exhibit significant spatial dispersal across multiple well-separated clusters, as evidenced by average silhouette coefficients of 0.9 and 0.8, respectively. These modalities capture kinetic and atmospheric extremes that operate independently of narrative or chronological constraints. For instance, the video latent space maps *Psycho* and *Awakenings* to the same region (despite being released decades apart) as both share a visual language of prolonged stasis and motionless figures. Conversely, *Strange Days*, though a contemporary of *Awakenings*, is projected at the opposite end of the latent space, reflecting its frenetic, high-motion aesthetic.

The **Image** (Fig. 2b) modality serves as a stylistic middle ground, where visual archetypes like *Die Hard 2* (Action Spectacle) and *Star Trek: Insurrection* (Sci-Fi Visuals) occupy lobes defined by distinct color palettes and lighting tropes. Together, these visualizations demonstrate that while Text provides a reliable thematic anchor, the stylistic modalities offer unique, non-redundant signals essential for a holistic understanding of the item space.

4.2 Modality Fingerprinting

To characterize the unique contribution of each modality, we utilize a radar chart to compare the extracted features across four core dimensions: *Narrative Precision*, *Stylistic Variance*, *Spatial Distinguishability*, and *Genre Alignment* (Figure 3). These dimensions are

¹⁰<https://huggingface.co/sentence-transformers/all-mpnet-base-v2>

¹¹<https://huggingface.co/sentence-transformers/clip-ViT-B-32>

¹²<https://huggingface.co/google/vit-base-patch16-224-in21k>

¹³<https://huggingface.co/sentence-transformers/clip-ViT-B-32>

¹⁴<https://github.com/openai/whisper>

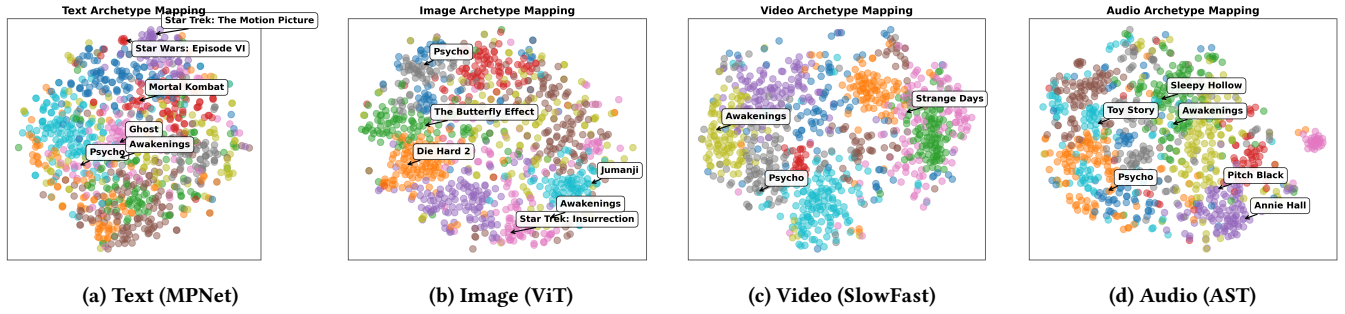


Figure 2: t-SNE projections revealing structural differences across modalities. Text forms densely concentrated clusters organized by narrative similarity, where *Psycho* and *Awakenings* are positioned in overlapping central regions due to shared psychological themes. Image exhibits spatial separation with lobes defined by visual archetypes. Here *Psycho* and *Awakenings* occupy distinct regions reflecting their different color palettes and cinematographic styles. Video and Audio display greater dispersal, capturing kinetic and atmospheric properties: *Psycho* and *Awakenings* co-locate in Video space due to shared visual pacing, demonstrating how stylistic modalities encode non-narrative cinematic properties that transcend genre and era.

derived by benchmarking the latent spaces against ground-truth metadata provided by MovieLens, specifically leveraging the MovieLens *genome scores*, a dataset of relevance scores that quantify the association between each movie and a set of descriptive tags.

For this analysis, we manually classified the genome tags into two categories: **narrative tags**, which capture plot-driven and thematic elements such as "story," "dialogue," "plot complexity," and "character development," and **stylistic tags**, which represent cinematic execution elements such as "cinematography," "atmosphere," "pacing," "visual effects," and "soundscape." This manual classification enables us to assess whether each modality's latent space aligns more strongly with narrative content or stylistic execution. The complete computation pipeline, including the specific tag classifications and normalization procedures, is provided in the supplementary code repository.

The four fingerprinting dimensions are computed as follows:

- **Narrative Precision:** This dimension quantifies a modality's ability to distinguish plot-driven themes by measuring the inter-cluster variance of narrative tag relevance scores. Higher variance indicates that the modality creates clusters with distinct narrative profiles. The **Text** modality demonstrates superior precision (0.95), whereas **Video** scores significantly lower (0.30) due to its focus on kinetic patterns rather than explicit storytelling.
- **Stylistic Variance:** This metric captures the diversity of cinematic execution by measuring the inter-cluster variance of stylistic tag relevance scores. A high variance indicates that the modality successfully differentiates between items with distinct stylistic signatures (e.g., fast-paced action vs. atmospheric slow cinema). **Video** (0.95) and **Audio** (0.85) dominate this dimension, identifying stylistic elements that vary substantially even among items within the same genre.
- **Spatial Distinguishability:** This refers to the structural separation of data points within the high-dimensional latent space, quantified using the *Silhouette Coefficient*, which measures how well-separated the clusters are (values range from 0 to 1). While Text forms a semantically precise but

densely concentrated central mass, **Video** (0.90) and **Audio** (0.80) generate well-separated clusters for items representing stylistic extremes.

- **Genre Alignment:** This indicates the degree of overlap with traditional genre taxonomies provided by MovieLens (e.g., "Action," "Horror," "Comedy"), calculated using Adjusted Mutual Information between the latent feature clusters and the original genre labels. Textual features exhibit the highest alignment (0.90), confirming they follow traditional genre boundaries, whereas Video pacing patterns (0.35) often bridge multiple genres.

This fingerprinting analysis reveals that while Text provides the thematic "what," the stylistic modalities (Audio and Video) provide the cinematic "how." The inclusion of these stylistic signals introduces non-redundant information, such as pacing and atmosphere, which are essential for a holistic understanding of the item space and for maximizing recommendation performance.

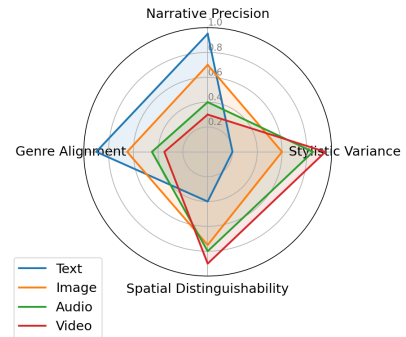


Figure 3: Modality Fingerprinting: Comparison of thematic versus stylistic profiles across normalized dimensions.

5 Quantitative Analysis

To assess the quality and utility of the collected multimodal features, we conduct a preliminary quantitative analysis. As the primary

contribution of this work is the release of datasets enriched with multimodal data, exhaustive benchmarking is beyond our current scope. Instead, our experiments serve as a foundational validation of the relevance of our datasets to the research community. Due to this, we only focus on the M³L-10M dataset.

RS models. We compare three representative multimodal models, VBPR [10], LATTICE [35], and FREEDOM [39] against a standard CF baseline, BPR [18]. We refer the reader to the original papers for more details about these models.

Protocol. Our protocol follows [23] and we adopt the MMRec [38] recommendation framework, which supports up to two modalities simultaneously. Thus, we conduct our analysis in two distinct stages. First, we evaluate each model using individual modalities in isolation, testing all available encoders for each specific modality. Then, in the second stage, we select the best-performing encoder for each modality and perform a comparative analysis using all possible modality pairs. This hierarchical approach allows us to identify the most effective feature representations before assessing the impact of the modalities when they are combined.

Performance evaluation. We evaluate the performance of the RS models using Precision@k, Recall@k, NDCG@k, and Mean Average Precision (MAP@k), with $k \in \{5, 10, 20, 50\}$. Due to space constraints, in this paper, we present only results for Recall@10 and NDCG@10. The full results are available in our repository¹⁵.

Implementation details. We consider MMRec [38] as benchmarking framework, which implements all the RS models considered. This allows a fair comparison among the models and fosters the replicability of our results. The dataset is split into training, validation and testing data with an 8:1:1 ratio, and each model is trained for at most 1000 epochs, with a learning rate equal to 0.001 and using Adam [1] as optimizer. We consider Recall@20 as a validation metric and stop training if no improvement is observed for 20 subsequent epochs, which is MMRec's default setting. We optimize various hyperparameters of the RS models. Due to space reason, we report the list of hyperparameter values on our repository.

Results Discussion. In Table 5, we analyze the performance of the multimodal RS models in the uni-modal and double-modal settings. Regarding the single-modality experiments, the results highlight the quality of specific feature sets; for instance, the acoustic features (VGGish) enable FREEDOM to achieve its highest single-modality Recall, suggesting significant semantic richness in the acoustic data. The effectiveness of the multimodal features becomes even more evident in the double-modality settings. A consistent pattern emerges across all architectures: the *Audio* modality is a key component of the best-performing configuration for every model. This finding empirically validates the importance of the acoustic features provided in our resource, demonstrating that they are essential for maximizing recommendation performance. It is worth to note that the best overall result is obtained by VBPR when textual and acoustic features used together, followed by the configuration that exploits textual and video features. This is a very interesting results, since our qualitative analysis showed that these two modality encode complementary information (Figure 3). This result further suggests the need of considering different modalities that are typically overlooked in the literature (video and audio), which only

| Model | Modalities | Encoders | Recall@10 | NDCG@10 |
|---------|---------------|-----------------|---------------|---------------|
| BPR | / | / | 0.1911 | 0.2142 |
| VBPR | Text | MPNet | 0.1799 | 0.2013 |
| | Image | CLIP | 0.1743 | 0.1951 |
| | Audio | Whisper | 0.1755 | 0.1951 |
| | Video | MViT | 0.1763 | 0.1951 |
| LATTICE | Text | CLIP | 0.1797 | 0.2065 |
| | Image | VGG | 0.1794 | 0.2056 |
| | Audio | AST | 0.179 | 0.2056 |
| | Video | MViT | 0.1779 | 0.2032 |
| FREEDOM | Text | MPNet | 0.1837 | 0.2114 |
| | Image | VGG | 0.1851 | 0.2123 |
| | Audio | VGGish | 0.1863 | 0.2136 |
| | Video | MViT | 0.1852 | 0.212 |
| VBPR | Text + Image | MPNet + CLIP | 0.1897 | 0.2124 |
| | Text + Audio | MPNet + Whisper | 0.1938 | 0.2165 |
| | Text + Video | MPNet + MViT | 0.1919 | 0.2139 |
| | Image + Audio | CLIP + Whisper | 0.1893 | 0.211 |
| | Image + Video | CLIP + MViT | 0.1862 | 0.2084 |
| | Audio + Video | Whisper + MViT | 0.1906 | 0.2124 |
| LATTICE | Text + Image | CLIP + VGG | 0.1746 | 0.1919 |
| | Text + Audio | CLIP + AST | 0.1723 | 0.1842 |
| | Text + Video | CLIP + MViT | 0.1741 | 0.1886 |
| | Image + Audio | VGG + AST | 0.1764 | 0.1977 |
| | Image + Video | VGG + MViT | 0.1763 | 0.1952 |
| | Audio + Video | AST + MViT | 0.1744 | 0.1911 |
| FREEDOM | Text + Image | MPNet + VGG | 0.185 | 0.2126 |
| | Text + Audio | MPNet + VGGish | 0.1866 | 0.2138 |
| | Text + Video | MPNet + MViT | 0.1832 | 0.21 |
| | Image + Audio | VGG + VGGish | 0.1873 | 0.2146 |
| | Image + Video | VGG + MViT | 0.1848 | 0.2125 |
| | Audio + Video | VGGish + MViT | 0.187 | 0.214 |

Table 5: Quantitative Analysis Results

limits to textual and visual [2, 35, 38, 39]. Finally, comparing these results with the BPR model, we observe that BPR achieves good performance, confirming the robustness of the interaction signal in the dataset. While no individual modality is sufficient to outperform the BPR baseline (likely due to low sparsity) the double-modality configuration of VBPR (MPNet + Whisper) successfully overcomes it. This confirms that the extracted features provide complementary information that effectively augments the interaction graph.

6 Conclusions

In this paper, we presented M³L, the MovieLens datasets enriched with multimodal features. In particular, our resources focus on ML-10M and ML-20M, and aim at fostering research in multimodal large-scale movie recommendation. We provide a fully documented and reproducible pipeline to collect the raw data files (textual, visual, and acoustic data), and extract multimodal features. In addition, we release the mappings with URLs to the raw data files, as well as the multimodal features we extracted using several state-of-the-art encoders. Our qualitative and quantitative analyses confirm that all the considered modalities are worth considering and provide complementary information; the research should focus on additional modalities that are commonly overlooked in the literature.

We plan to maintain our resource by regularly checking whether some videos or posters are added or removed, and update the mappings accordingly. In addition, we plan to include additional encoders for each modality and are open to collaborating with the community to increase the availability of our resource.

References

- [1] Kingma DP Ba J Adam et al. 2014. A method for stochastic optimization. *arXiv preprint arXiv:1412.6980* 1412, 6 (2014).

¹⁵https://github.com/giuspillo/M3L_10M_20M

- [2] Matteo Attonelli, Danilo Danese, Angela Di Fazio, Daniele Malitesta, Claudio Pomo, and Tommaso Di Noia. 2025. Large-scale Benchmarks for Multimodal Recommendation with Ducho. *Expert Systems with Applications* (2025), 130813.
- [3] Desheng Cai, Shengsheng Qian, Quan Fang, Jun Hu, and Changsheng Xu. 2022. Adaptive anti-bottleneck multi-modal graph learning network for personalized micro-video recommendation. In *Proceedings of the 30th ACM International Conference on Multimedia*. 581–590.
- [4] Feiyu Chen, Junjie Wang, Yinwei Wei, Hai-Tao Zheng, and Jie Shao. 2022. Breaking isolation: Multimodal graph fusion for multimedia recommendation by edge-wise modulation. In *Proceedings of the 30th ACM International Conference on Multimedia*. 385–394.
- [5] Alexey Dosovitskiy, Lucas Beyer, Alexander Kolesnikov, Dirk Weissenborn, Xi-aohua Zhai, Thomas Unterthiner, Mostafa Dehghani, Matthias Minderer, Georg Heigold, Sylvain Gelly, Jakob Uszkoreit, and Neil Houlsby. 2021. An Image is Worth 16x16 Words: Transformers for Image Recognition at Scale. In *International Conference on Learning Representations*. <https://openreview.net/forum?id=YicbFdNTTy>
- [6] Xiaoyu Du, Zike Wu, Fuli Feng, Xiangnan He, and Jinhui Tang. 2022. Invariant representation learning for multimedia recommendation. In *Proceedings of the 30th ACM international conference on multimedia*. 619–628.
- [7] Haoqi Fan, Bo Xiong, Karttikeya Mangalam, Yanghao Li, Zhicheng Yan, Jitendra Malik, and Christoph Feichtenhofer. 2021. Multiscale Vision Transformers. In *Proceedings of the IEEE/CVF International Conference on Computer Vision (ICCV)*. 6824–6835. <https://arxiv.org/abs/2104.11227>
- [8] Christoph Feichtenhofer, Haoqi Fan, Jitendra Malik, and Kaiming He. 2019. Slow-fast networks for video recognition. In *Proceedings of the IEEE/CVF international conference on computer vision*. 6202–6211.
- [9] Yuan Gong, Yu-An Chung, and James Glass. 2021. AST: Audio Spectrogram Transformer. In *Interspeech 2021*. 571–575. doi:10.21437/Interspeech.2021-698
- [10] Ruining He and Julian McAuley. 2016. VBPR: visual bayesian personalized ranking from implicit feedback. In *Proceedings of the AAAI conference on artificial intelligence*, Vol. 30.
- [11] Shawn Hershey, Sourish Chaudhuri, Daniel PW Ellis, Jort F Gemmeke, Aren Jansen, R Channing Moore, Manoj Plakal, Devin Platt, Rif A Saurous, Bryan Seybold, et al. 2017. CNN architectures for large-scale audio classification. In *2017 IEEE international conference on acoustics, speech and signal processing (icassp)*. IEEE, 131–135.
- [12] Fei Lei, Zhongqi Cao, Yuning Yang, Yibo Ding, and Cong Zhang. 2023. Learning the user's deeper preferences for multi-modal recommendation systems. *ACM Transactions on Multimedia Computing, Communications and Applications* 19, 3s (2023), 1–18.
- [13] Qidong Liu, Jiaxi Hu, Yutian Xiao, Xiangyu Zhao, Jingtong Gao, Wanyu Wang, Qing Li, and Jiliang Tang. 2024. Multimodal recommender systems: A survey. *Comput. Surveys* 57, 2 (2024), 1–17.
- [14] Qijiong Liu, Jieming Zhu, Yanting Yang, Quanyu Dai, Zhaocheng Du, Xiao-Ming Wu, Zhou Zhao, Rui Zhang, and Zhenhua Dong. 2024. Multimodal pretraining, adaptation, and generation for recommendation: A survey. In *Proceedings of the 30th ACM SIGKDD Conference on Knowledge Discovery and Data Mining*. 6566–6576.
- [15] Xiaohao Liu, Zhulin Tao, Jiahong Shao, Lifang Yang, and Xianglin Huang. 2022. Elimrec: Eliminating single-modal bias in multimedia recommendation. In *Proceedings of the 30th ACM international conference on multimedia*. 687–695.
- [16] Alec Radford, Jong Wook Kim, Chris Hallacy, Aditya Ramesh, Gabriel Goh, Sandhini Agarwal, Girish Sastry, Amanda Askell, Pamela Mishkin, Jack Clark, et al. 2021. Learning transferable visual models from natural language supervision. In *International conference on machine learning*. PMLR, 8748–8763.
- [17] Alec Radford, Jong Wook Kim, Tao Xu, Greg Brockman, Christine McLeavey, and Ilya Sutskever. 2023. Robust speech recognition via large-scale weak supervision. In *International conference on machine learning*. PMLR, 28492–28518.
- [18] Steffen Rendle, Christoph Freudenthaler, Zeno Gantner, and Lars Schmidt-Thieme. 2012. BPR: Bayesian personalized ranking from implicit feedback. *arXiv preprint arXiv:1205.2618* (2012).
- [19] Mehmet Sarıççek, Rukiye Orman, MURAT Dener, and Harun Kinacı. [n.d.]. CineFinder: A Movie Recommendation System Using Visual and Textual Deep Features. ([n.d.]).
- [20] J Ben Schafer, Dan Frankowski, Jon Herlocker, and Shilad Sen. 2007. Collaborative filtering recommender systems. In *The adaptive web: methods and strategies of web personalization*. Springer, 291–324.
- [21] Karen Simonyan and Andrew Zisserman. 2015. Very Deep Convolutional Networks for Large-Scale Image Recognition. In *3rd International Conference on Learning Representations, ICLR 2015, San Diego, CA, USA, May 7-9, 2015, Conference Track Proceedings*, Yoshua Bengio and Yann LeCun (Eds.). <http://arxiv.org/abs/1409.1556>
- [22] Kaitao Song, Xu Tan, Tao Qin, Jianfeng Lu, and Tie-Yan Liu. 2020. Mpnnet: Masked and permuted pre-training for language understanding. *Advances in neural information processing systems* 33 (2020), 16857–16867.
- [23] Giuseppe Spillo, Elio Musacchio, Cataldo Musto, Marco de Gemmis, Pasquale Lops, and Giovanni Semeraro. 2025. See the movie, hear the song, read the book: Extending movielens-1m, last. fm-2k, and DBbook with multimodal data. In *Proceedings of the Nineteenth ACM Conference on Recommender Systems*. 847–856.
- [24] Rui Sun, Xuezhi Cao, Yan Zhao, Junchen Wan, Kun Zhou, Fuzheng Zhang, Zhongyuan Wang, and Kai Zheng. 2020. Multi-modal knowledge graphs for recommender systems. In *Proceedings of the 29th ACM international conference on information & knowledge management*. 1405–1414.
- [25] Zhulin Tao, Xiaohao Liu, Yewei Xia, Xiang Wang, Lifang Yang, Xianglin Huang, and Tat-Seng Chua. 2022. Self-supervised learning for multimedia recommendation. *IEEE Transactions on Multimedia* 25 (2022), 5107–5116.
- [26] Zhulin Tao, Yinwei Wei, Xiang Wang, Xiangnan He, Xianglin Huang, and Tat-Seng Chua. 2020. Mgat: Multimodal graph attention network for recommendation. *Information Processing & Management* 57, 5 (2020), 102277.
- [27] Du Tran, Heng Wang, Lorenzo Torresani, Jamie Ray, Yann LeCun, and Manohar Paluri. 2018. A closer look at spatiotemporal convolutions for action recognition. In *Proceedings of the IEEE conference on Computer Vision and Pattern Recognition*. 6450–6459.
- [28] Qifan Wang, Yinwei Wei, Jianhua Yin, Jianlong Wu, Xuemeng Song, and Liqiang Nie. 2021. Dualgnn: Dual graph neural network for multimedia recommendation. *IEEE Transactions on Multimedia* 25 (2021), 1074–1084.
- [29] Wenhui Wang, Furu Wei, Li Dong, Hangbo Bao, Nan Yang, and Ming Zhou. 2020. MINLM: deep self-attention distillation for task-agnostic compression of pre-trained transformers. In *Proceedings of the 34th International Conference on Neural Information Processing Systems (Vancouver, BC, Canada) (NIPS '20)*. Curran Associates Inc., Red Hook, NY, USA, Article 485, 13 pages.
- [30] Yinwei Wei, Xiang Wang, Liqiang Nie, Xiangnan He, and Tat-Seng Chua. 2020. Graph-refined convolutional network for multimedia recommendation with implicit feedback. In *Proceedings of the 28th ACM international conference on multimedia*. 3541–3549.
- [31] Yinwei Wei, Xiang Wang, Liqiang Nie, Xiangnan He, Richang Hong, and Tat-Seng Chua. 2019. MMGCN: Multi-modal graph convolution network for personalized recommendation of micro-video. In *Proceedings of the 27th ACM international conference on multimedia*. 1437–1445.
- [32] Zixuan Yi, Zijun Long, Iadh Ounis, Craig Macdonald, and Richard McCreddie. 2025. Enhancing recommender systems: Deep modality alignment with large multi-modal encoders. *ACM Transactions on Recommender Systems* 3, 4 (2025), 1–25.
- [33] Zixuan Yi, Xi Wang, Iadh Ounis, and Craig Macdonald. 2022. Multi-modal graph contrastive learning for micro-video recommendation. In *Proceedings of the 45th international ACM SIGIR conference on research and development in information retrieval*. 1807–1811.
- [34] Penghang Yu, Zhiyi Tan, Guanming Lu, and Bing-Kun Bao. 2023. Multi-view graph convolutional network for multimedia recommendation. In *Proceedings of the 31st ACM international conference on multimedia*. 6576–6585.
- [35] Jinghao Zhang, Yanqiao Zhu, Qiang Liu, Shu Wu, Shuhui Wang, and Liang Wang. 2021. Mining latent structures for multimedia recommendation. In *Proceedings of the 29th ACM international conference on multimedia*. 3872–3880.
- [36] Hongyu Zhou, Yinan Zhang, Aixin Sun, and Zhiqi Shen. 2025. Does Multimodality Improve Recommender Systems as Expected? A Critical Analysis and Future Directions. *arXiv:2508.05377 [cs.LG]* <https://arxiv.org/abs/2508.05377>
- [37] Hongyu Zhou, Xin Zhou, Zhiwei Zeng, Lingzi Zhang, and Zhiqi Shen. 2023. A comprehensive survey on multimodal recommender systems: Taxonomy, evaluation, and future directions. *arXiv preprint arXiv:2302.04473* (2023).
- [38] Xin Zhou. 2023. Mmrec: Simplifying multimodal recommendation. In *Proceedings of the 5th ACM International Conference on Multimedia in Asia Workshops*. 1–2.
- [39] Xin Zhou and Zhiqi Shen. 2023. A tale of two graphs: Freezing and denoising graph structures for multimodal recommendation. In *Proceedings of the 31st ACM international conference on multimedia*. 935–943.
- [40] Xin Zhou, Hongyu Zhou, Yong Liu, Zhiwei Zeng, Chunyan Miao, Pengwei Wang, Yuan You, and Feijun Jiang. 2023. Bootstrap latent representations for multimodal recommendation. In *Proceedings of the ACM web conference 2023*. 845–854.