

Far Out: Evaluating Language Models on Slang in Australian and Indian English

Deniz Kaya Dilsiz Dipankar Srirag Aditya Joshi
University of New South Wales, Sydney, Australia
{d.dilsiz, d.srirag, aditya.joshi}@unsw.edu.au

Abstract

Language models exhibit systematic performance gaps when processing text in non-standard language varieties, yet their ability to comprehend variety-specific slang remains underexplored for several languages. We present a comprehensive evaluation of slang awareness in Indian English (en-IN) and Australian English (en-AU) across seven state-of-the-art language models. We construct two complementary datasets: WEB, containing 377 web-sourced usage examples from Urban Dictionary, and GEN, featuring 1,492 synthetically generated usages of these slang terms, across diverse scenarios. We assess language models on three tasks: target word prediction (TWP), guided target word prediction (TWP*) and target word selection (TWS). Our results reveal four key findings: (1) Higher average model performance TWS versus TWP and TWP*, with average accuracy score increasing from 0.03 to 0.49 respectively (2) Stronger average model performance on WEB versus GEN datasets, with average similarity score increasing by 0.03 and 0.05 across TWP and TWP* tasks respectively (3) en-IN tasks outperform en-AU when averaged across all models and datasets, with TWS demonstrating the largest disparity, increasing average accuracy from 0.44 to 0.54. These findings underscore fundamental asymmetries between generative and discriminative competencies for variety-specific language, particularly in the context of slang expressions despite being in a technologically rich language such as English.

1 Introduction

Varieties of a language are considered to differ in syntax, vocabulary and pragmatics (Joshi et al., 2025). A particularly unique aspect in terms of vocabulary is colloquial terms or slang. Slang is defined as language used by a particular group of people, during the period of its popularity (Dumas and Lighter, 1978; Reves, 1926). In this paper,

we investigate the ability of large language models (LLMs) to interpret slang in the context of Australian and Indian English, examples of which are as follows:

Prepone (Verb): A colloquial Indian English term used to bring a scheduled event to an earlier time or date; the opposite of postpone. An example usage is ‘*Since the manager is leaving early, we have decided to prepone the meeting to 10 AM.*’

Far Out (Adj): A colloquial Australian English expression used to denote surprise, disbelief, or to describe something as being excellent or extreme. For example, ‘*Far out, I can’t believe how much that concert ticket cost!*’

Slang is inherently dynamic, community-specific, and culturally embedded, making it a critical starting point for evaluating whether contemporary language models can handle the full spectrum of linguistic diversity. Recent research has highlighted systematic performance gaps when large language models (LLMs) process non-standard English varieties (Wuraola et al. 2024, Khanuja et al. 2020, Deas et al. 2023), yet most work on slang interpretation has focused exclusively on Standard American English or has not distinguished between English varieties (Mei et al. 2024, Sun et al. 2024). This limitation overlooks the reality that slang terms are often variety-specific, carrying meanings and connotations that differ across geographical and cultural contexts. Being a global language, English has developed several colloquialisms in the geographies where it is spoken, highlighting the varied usage across cultures.

In this paper, we systematically evaluate how well state-of-the-art LLMs understand slang phrases from Indian English (en-IN) and Australian English (en-AU). The two are representative of two kinds of Englishes: en-IN may be spoken as an

additional language while en-AU may be spoken as a first language. With these English varieties in focus, we address the research question:

“How well do language models understand lexical variations in language varieties in terms of colloquial expressions or slang?”

In order to do so, we set up two downstream tasks, inspired by [Srirag et al. \(2025b\)](#): (a) **target word¹ prediction**: Predicting a word in the place of a blanked position in an example sentence from among all words in the vocabulary, and (b) **target word selection**: Predicting a word in the place of a blanked position in an example sentence from among a set of options. We use example sentences from two sources: (a) slang definitions and example usages from Urban Dictionary² that are manually curated by two native speakers; and (b) LLM-generated examples based on definitions from part (a). The sources result in two evaluative datasets: WEB and GEN. We then evaluate several LLMs on target word prediction and target word selection. **Our evaluation highlights the limitations of LLMs to identify language variety-specific colloquial words in context, and bear implications to culturally aware NLP systems.**

This paper makes the following contributions:

1. In the methodological sense, this is the first evaluative study that utilises target word selection and target word prediction using encoder and decoder models to evaluate if LLMs understand language variety-specific slangs, particularly for varieties of English.
2. Novel Evaluation Datasets: Our datasets, WEB, containing web-sourced usage examples from Urban Dictionary, and GEN, featuring synthetically generated diverse scenarios comprise 377 unique slang phrases across en-IN and en-AU varieties.
3. Systematic Performance Analysis: We evaluate 7 language models ranging from 110M to 8B parameters, revealing key findings related to model performance in target word prediction and target word selection settings.

Our findings demonstrate that while modern LLMs show promising capabilities compared to MLMs particularly for English, significant challenges remain in understanding variety-specific

slang, such as Australian English. These results underscore the need for more inclusive training data and evaluation benchmarks that account for linguistic diversity beyond standard language varieties.

2 Methodology

We present a detailed overview of our evaluation methodology in Figure 1. Using web-based sources, we collect candidate slang phrases from the two varieties alongside their definitions and usages (WEB). We then manually validate the correctness using native speakers. We then use Google Gemini Pro 2.5 ([Comanici et al., 2025](#)) to create scenarios and examples where such slang words will be used (GEN). With the two datasets in place, we mask the slang phrase and get encoder and decoder models to predict the masked phrase.

2.1 Dataset Creation

As described in Figure 2, we construct the dataset with English slang phrases used in two regions, hence covering two language varieties³: Australian English (en-AU) and Indian English (en-IN). We collect the slang phrases from a web-based source and validate the relevance using native speakers. We also augment the dataset to include diverse scenarios with the usage of slang phrases.

Source Collection We collate an initial list of the slang phrases, from both regions, using Wiktionary⁴. For each phrase, we extract corresponding definitions and usage examples from Urban Dictionary, a peer-contributed platform where users submit multiple definitions for individual phrases. Source Collection yields an initial list of 940 slang phrases for en-IN and 2540 slang phrases for en-AU.

Expert Validation We then employ one expert annotator from each region of interest to manually review and filter and remove irrelevant or incorrect entries. This process yields WEB, a high-quality subset of phrase, definition and usage example tuples from Urban Dictionary. Expert Validation removes 876 slang phrases from en-IN and 2227 slang phrases from en-AU.

Scenario Generation Using the phrases and their corresponding definitions from WEB, we prompt Google Gemini Pro 2.5 ([Comanici et al., 2025](#))

¹Some slangs are phrases and are treated as such.

²www.urbandictionary.com; Accessed on 31 December 2025.

³We do not consider the subdialects present in both regions, and acknowledge the same as a reasonable limitation.

⁴en.wiktionary.org; Accessed on 31 December 2025.

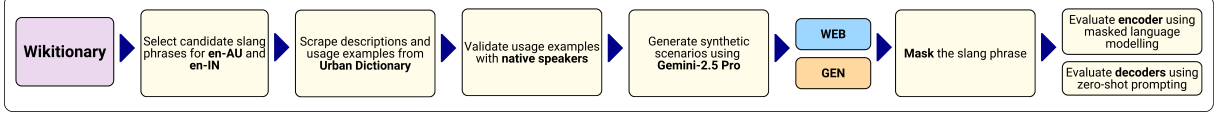


Figure 1: Methodological Overview of Our Approach.

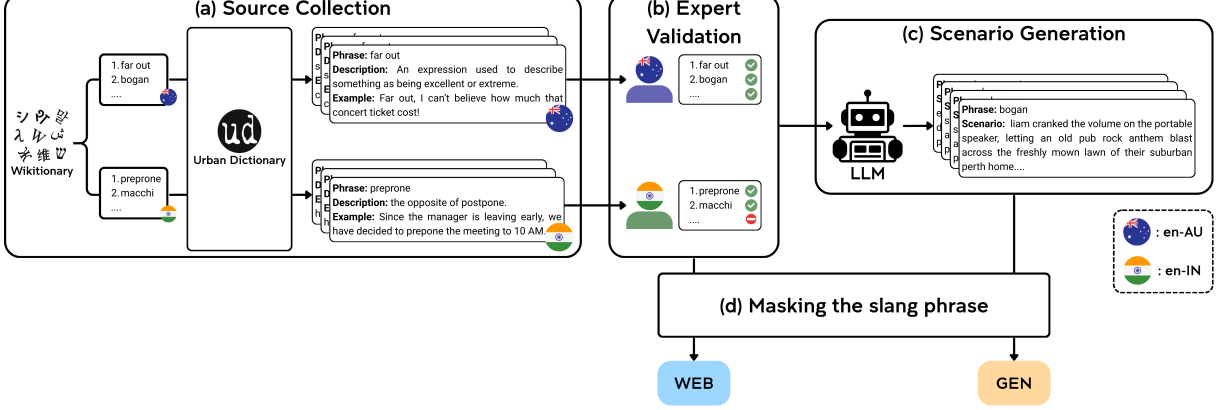


Figure 2: Dataset Creation.

Variety	Count		\bar{p}	\bar{d}	\bar{u}		Perp.		Latest Entry
	WEB	GEN			WEB	GEN	WEB	GEN	
en-AU	313	1244	7.7	138	90.4	443.0	701.5	48.9	Sept 10 2025
en-IN	64	248	8.0	197.7	114.1	468.2	406.5	47.1	Oct 15 2025

Table 1: Constructional statistics of WEB and GEN. \bar{p} , \bar{d} and \bar{u} is the average character length of a slang phrase, corresponding definition and usage/scenario respectively. *Perp.* represents average perplexity computed using GPT-2 (Radford et al., 2019).

Variety	R_1	R_2	R_L	$Sim.$
en-AU	0.25	0.03	0.16	0.39
en-IN	0.24	0.03	0.15	0.37

Table 2: Diversity analysis of generated scenarios in GEN. $R_{(1,2,L)}$ are average ROUGE scores and $Sim.$ is the average cosine similarity between scenario embeddings, extracted using allMiniLM-L6-v2 (Reimers and Gurevych, 2019).

to generate four unique scenarios that naturally motivate the usage of each phrase. The generation prompt (provided in Appendix A) instructs the model to create scenarios with named characters, specific settings, and single quotations containing the target phrase.

2.2 Analysis

Table 1 provides a constructional statistics of both WEB and GEN. We notice a higher number of slang phrases extracted for en-AU compared to en-IN.

We also compute perplexity of the usage examples and generated scenarios, using GPT-2 (Radford et al., 2019) from WEB and GEN respectively. We observe a higher perplexity with the usage examples in WEB (en-AU: 701.5) as compared to the generated scenarios in GEN (en-IN: 47.1). This is due to the usage examples in WEB, being derived from peer-contributed web content. Furthermore, both subsets differ in terms of character lengths, with WEB having shorter examples (en-IN: 114.1) compared to GEN (en-AU: 443.0). Taken together, this disparity suggests that while WEB captures authentic naturalistic usage, it possesses lower overall linguistic fluency compared to the synthetically curated GEN. **This observation is pertinent to future research in creation or collection of datasets for language varieties, particularly for high-resource languages such as English.** We present example slang phrases and their corresponding usage examples/scenarios in Appendix B.

Scenario Diversity Analysis We also evaluate the diversity of the generated scenarios in GEN in terms of lexical overlap and semantic similarity. This evaluation is necessary because evaluating language models on similar scenarios, and usage examples does not yield any meaningful insights. For each slang phrase in GEN, we compute a pairwise n-gram overlap between all the generated scenarios using ROUGE (Lin, 2004) to evaluate lexical diversity. Similarly, we compute pairwise cosine similarity between the scenario embeddings, extracted using allMiniLM-L6-v2 (Reimers and Gurevych, 2019). Table 2 reports low average semantic similarity, evidencing that the scenarios remain semantically dissimilar to each other, while also diverging lexically.

2.3 Evaluative Tasks

Given a usage example with the slang phrase, we mask the slang phrase. For inputs with multiple instances of the slang phrase, we create multiple instances with each position being masked. We use pre-trained language models to (a) predict the masked slang phrase; and (b) select the slang phrase from a set of options with other distractors. The two tasks are described as follows.

Target Word Prediction (TWP) In this task, the model is given a sentence in which a slang phrase has been masked and is asked to predict the missing phrase. The model is free to generate any word or phrase from its vocabulary, and the output is considered correct if it exactly matches the original slang phrase. With encoder-only language models, we predict the phrase at the masked position, utilising masked language modeling. For decoder-only large language models, we convert the masked sentence into a cloze-style prompt. An indicative prompt used for this task is provided in Appendix C.

For decoder-only models, we additionally conduct a guided variant of the task (labeled TWP*), where the prompt is augmented with an explicit instruction directing the model to generate a slang phrase suitable for the specific language variety. An indicative prompt used for this task is provided in Appendix D.

Target Word Selection (TWS) We additionally evaluate models using a multiple-choice version of the task. The model is given a sentence with the slang phrase masked, along with a fixed set of candidate answers. The candidate set consists of

four options: the correct slang phrase and three randomly selected distractor phrases drawn from the same language variety. The model is instructed to select the option that best fits the masked context.

For decoder-only large language models, we add an explicit instruction: “*Fill in the blank with the best-fitting answer.*”. An indicative prompt used for this task is provided in Appendix E

3 Experiment Setup

We report the performance on *seven* pre-trained language models including *three* encoder models: BERT-Base (BERT; Devlin et al. 2019), RoBERTa-Large (ROBERTA; Liu et al. 2019), XLM-RoBERTa-Large (XLM; Conneau et al. 2020) and *four* decoder models: Granite-4.0-1B (GRANITE; Granite Team 2025), Llama-3.2-3B-Instruct (LLAMA; Grattafiori et al. 2024), Olmo-2-7B-Instruct (OLMO; OLMo et al. 2025), Qwen3-4b-Instruct (QWEN; Yang et al. 2025). We evaluate encoder models under masked language modelling, where we extract the top-1 predictions from the masked position. For decoder models, we formulate the evaluation as a multiple-choice cloze format task with temperature=0.8. All experiments were conducted on an Apple M1 Pro with 16GB RAM using 8-bit quantized versions of the models to optimize inference efficiency on local hardware.

We report our results on two metrics: *accuracy* and *similarity*. *Accuracy* is the proportion of instances where the model predicted the ground truth slang phrase. As *similarity*, we report the cosine similarity between the Sentence-BERT embeddings (Reimers and Gurevych, 2019) of the reference slang phrase and the predicted slang phrase. To verify robustness of Sentence-BERT embeddings, we additionally compute cosine similarity between the Granite-embedding-125m-english embeddings (Awasthy et al., 2025) and the two embedding models’ agreement by computing Pearson’s Correlation. The average Pearson Correlation across all models, domains and varieties is 0.77. The complete results are tabulated in Appendix G and H.

4 Results

We present the results of experiments, centered around the following questions: (a) How well do language models perform on the downstream tasks? (Section 4.1); (b) How do factors such as domain and language variety influence model performance?

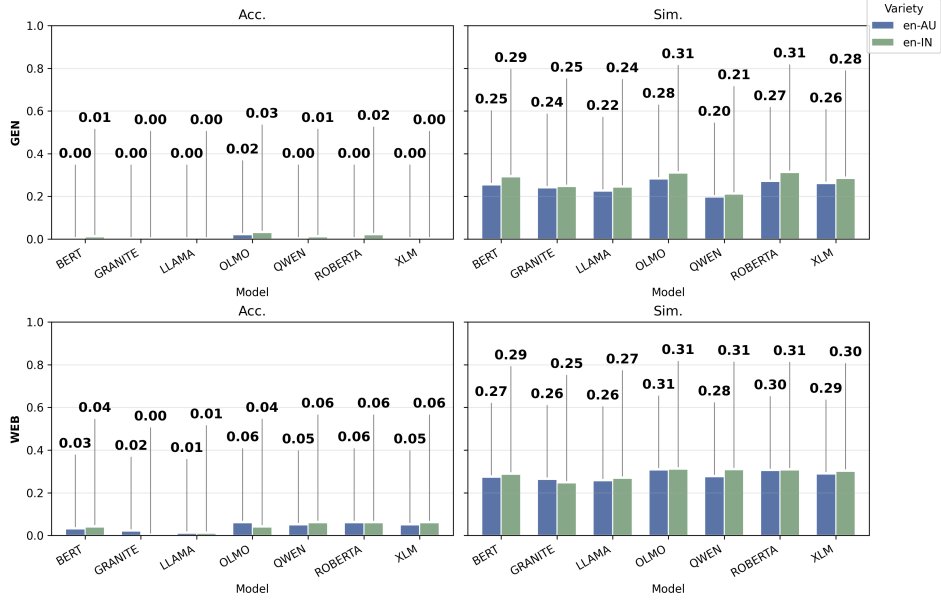


Figure 3: Performance comparison of various models on the target word prediction (TWP) task across en-AU and en-IN.

(Section 4.2); (c) What types of errors do models make, and what do these errors reveal about model behaviour? (Section 4.3).

4.1 Task Performance

We first present the overall model performance on the two downstream tasks: target word prediction (TWP) and its guided variant (TWP*) as well as target word selection (TWS). As shown in Table 3, models perform poorly on TWP, achieving an average accuracy of 0.02 and an average similarity of 0.27. TWP* performs similarly poorly with an average accuracy of 0.04 and an average similarity of 0.28. This indicates that generating the correct slang phrase in an open-ended setting remains challenging. Figure 3 and Figure 4 further show that this difficulty is consistent across model architectures and language varieties, with only marginal differences between models and a maximum accuracy of 0.13. In contrast, models report higher performance on TWS. When the task is formulated as a multiple-choice cloze test, average accuracy increases to 0.49, with a corresponding similarity score of 0.61. This suggests that while current models struggle to generate slang expressions, they are more effective at recognising the correct phrase when the search space is constrained. Figure 5 shows that the improvement is consistent across model architectures and language varieties.

4.2 Impact of Domain and Varieties

We next examine how domain and language variety influence model performance. Tables 4 and 5 summarise these effects by averaging results across all models.

Domain Effects. Table 4 shows that models consistently perform better on data drawn from the WEB domain than on the GEN domain, potentially due to data contamination. For TWP, web-based examples yield an accuracy of 0.04, compared to 0.01 on generated data. A similar drop is observed in semantic similarity. TWP* yields a larger drop, with accuracy decreasing from 0.07 to 0.02 across the sets. This gap is also present for TWS, where accuracy decreases from 0.50 on web data to 0.49 on generated data. These results indicate that domain shift has a measurable impact on the open-vocabulary tasks. Generated examples from GEN appear to be more challenging, likely because they differ in style or contextual cues from naturally occurring web data. This observation resonates with past observations regarding data contamination and evaluation (Dong et al., 2024). Therefore, we recommend that **generating new data (either using a human or an LLM) is a more robust evaluation technique for language varieties.**

Language Variety Effects. Table 5 reports performance differences between en-AU and en-IN.

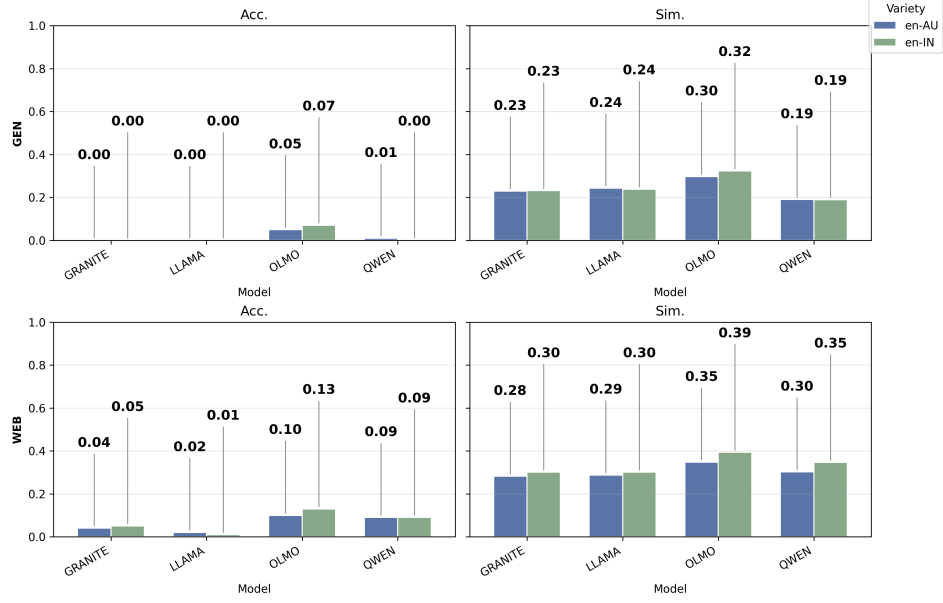


Figure 4: Performance comparison of various models on the guided target word prediction (TWP*) task across en-AU and en-IN.

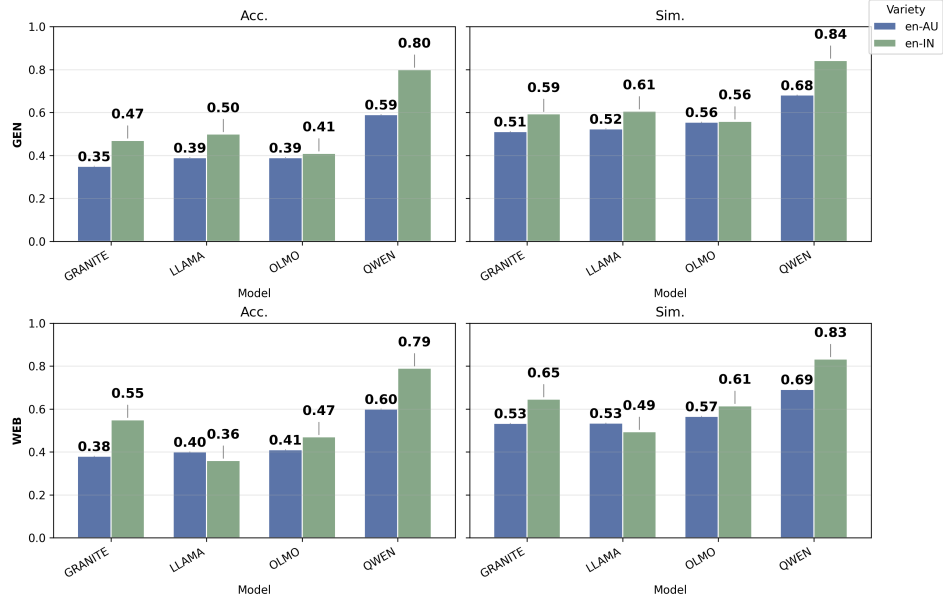


Figure 5: Performance comparison of various models on the target word selection (TWS) task across en-AU and en-IN.

Across all tasks, models perform better on en-IN than on en-AU. For TWP, en-IN shows higher accuracy (0.03 vs. 0.02) and higher similarity (0.28 vs. 0.26). Models perform similarly across both metrics for TWP*. The difference is even more pronounced for TWS, where accuracy improves by 0.10 and similarity by 0.08 when moving from en-AU to en-IN. This consistent improvement suggests

that models are better aligned with slang usage patterns found in en-IN data, possibly due to greater representation or stylistic overlap in pre-training data. Importantly, the variety effect is larger than the domain effect for TWS, indicating that language variety plays a particularly significant role when models must discriminate between competing slang candidates.

Task	Acc.	Sim.
TWP	0.02	0.27
TWP*	0.04	0.28
TWS	0.49	0.61

Table 3: Average performance of language models across tasks, averaged over all models, varieties, and datasets.

4.3 Error Analysis

To better understand the sources of model errors, we conduct a qualitative error analysis on the TWP task. We focus on this task because it exhibits the lowest average performance across all tasks, and therefore provides greater insight into model limitations. We select the best-performing model based on average similarity on the GEN dataset, which is OLMO. For each dataset (WEB, GEN) and language variety (en-AU, en-IN), we extract the 30 lowest-scoring test instances according to semantic similarity, yielding a total of 120 examples. These examples are manually analysed by native speakers of the language varieties, and categorised into five recurrent failure types.

Error Categories We briefly describe each error category below and provide illustrative examples in Table 6.

- *Literalisation* occurs when the model predicts a literal referent or standard lexical item corresponding to the slang phrase. While semantically appropriate, such predictions lose the idiomatic and regional character of the original expression.
- *Generic Substitution* refers to cases where the model preserves the general tone or evaluative meaning but replaces the target phrase with a non-regional or broadly applicable alternative. This reflects limited sensitivity to locale-specific lexical choice.
- *Semantic Drift* captures instances where the model remains within the correct topical or semantic field but selects a conceptually adjacent phrase that alters the intended meaning. These errors often arise in contexts that under-specify the precise pragmatic function of the slang term.
- *Contextual Misinterpretation* occurs when the model fails to correctly interpret situational or

discourse cues, resulting in a prediction that changes the narrative or pragmatic force of the sentence.

- *True Failure* denotes outputs that are incoherent, grammatically ill-formed, or entirely unrelated to the surrounding context.

Table 7 summarises the distribution of error categories across datasets and language varieties. Across both datasets and varieties, the most frequent failure types are *generic substitution*, *semantic drift*, and *contextual misinterpretation*. These categories reflect cases where the model captures aspects of the meaning or tone of the masked phrase but fails to recover the regionally appropriate slang expression. Notably, true failures, where the output is incoherent or unrelated, are relatively rare for en-IN but more prevalent for en-AU in the WEB dataset, suggesting uneven robustness across varieties and domains.

Overall, this analysis shows that most errors arise not from complete semantic failure, but from an inability to recover regionally appropriate slang expressions. Models frequently demonstrate partial understanding of meaning and tone, yet struggle with the cultural and pragmatic specificity required for accurate slang generation. This finding aligns with the large gap observed between similarity and accuracy in the TWP task.

5 Related Work

Recent work has increasingly recognised that LLMs exhibit systematic performance gaps when processing non-standard English varieties. Wu-raola et al. (2024) demonstrates that leading LLMs under-perform on comprehension tasks involving Nigerian English, particularly in emotion labeling and paraphrasing tasks. Similar studies on Indian English (Khanuja et al., 2020), African-American English (Deas et al., 2023) and Nigerian English (Srirag et al., 2025a) reveal language models perform poorly in comparison to Standard American and British English varieties. These findings highlight that despite training on broad web corpora, contemporary language models fail to adequately represent linguistic diversity.

Slangs are a lexical evidence of the cultural knowledge of a community. Recent work explores whether language models capture cultural knowledge and conventions. Seth et al. (2024) employ knowledge elicitation tasks to assess cultural familiarity across diverse contexts, finding that models

Domain	TWP		TWP*		TWS	
	Acc.	Sim.	Acc.	Sim.	Acc.	Sim.
WEB	0.04	0.29	0.07	0.32	0.50	0.61
GEN	0.01 (0.03)	0.26 (0.03)	0.02 (0.05)	0.24 (0.08)	0.49 (0.01)	0.61 (0.00)

Table 4: Effect of domain on task performance, averaged across models and varieties. The decrease in performance is shown in (red).

Variety	TWP		TWP*		TWS	
	Acc.	Sim.	Acc.	Sim.	Acc.	Sim.
en-AU	0.02	0.26	0.04	0.27	0.44	0.57
en-IN	0.03 (0.01)	0.28 (0.02)	0.05 (0.01)	0.29 (0.02)	0.54 (0.10)	0.65 (0.08)

Table 5: Effect of language variety on task performance, averaged across models and domains. The increase in performance is shown in (blue).

Category		Target phrase	Description	Prediction
Literalisation		maggot bag	Australian slang for a meat pie	pie
Generic	Substitution	absolute unit	Someone very heavy or large	behemoth
Semantic Drift		bogan	An unsophisticated person from a working-class background	heavy metal band
Contextual	Misinterpretation	a kangaroo loose in the top paddock	Intellectually inadequate	more to this picture
True Failure		amber fluid	Australian slang for beer	34

Table 6: Representative examples of error categories observed in OLMO predictions on the GEN dataset.

Category	GEN		WEB	
	en-AU	en-IN	en-AU	en-IN
Literalisation	2	3	3	5
Generic Substitution	6	8	1	7
Semantic Drift	7	6	3	4
Contextual Misinterpretation	7	7	4	9
True Failure	8	6	19	5
Total	30	30	30	30

Table 7: Distribution of error categories across the 30 lowest-scoring instances per dataset and language variety for the best-performing model (OLMO).

underperform for non-Anglo-centric cultures. Rao et al. (2025) develop NormAd, a scenario-based evaluation framework for cultural norm understand-

ing through closed-form QA, demonstrating that models struggle with non-Western cultural contexts. These works collectively demonstrate that language models’ cultural knowledge remains predominantly Western-centric.

The focus of this paper is slang. Slang represents a particularly challenging domain for LLMs due to its dynamic, community-specific nature. Informal language exemplifies the transient nature of evolving languages; thus, language models trained on temporally fixed corpora raise questions about continuous adaptability to emerging linguistic concepts. Mei et al. (2024) propose a causal inference framework for slang comprehension using an Urban Dictionary-based dataset, demonstrating meth-

ods for adapting models to novel slang terms. Sun et al. (2024) compile a slang detection dataset from movie transcripts and achieve strong performance with both open and closed-source models on identification tasks. However, these works either focus exclusively on Standard American English or do not distinguish between English varieties, limiting their applicability to understanding variety-specific slang. Ours is the first work focusing on two varieties of English: Australian and Indian English which by themselves represent Englishes spoken as the first and additional language respectively.

6 Conclusion

This work presents the first systematic evaluation of language models’ ability to understand variety-specific slang across Indian English (en-IN) and Australian English (en-AU). Through two complementary datasets; web-sourced examples (WEB) and synthetically generated scenarios (GEN), we assessed seven language models ranging from 110M to 8B parameters using a mask-filling evaluation framework encompassing both target word prediction and target word selection tasks. Our findings revealed three key insights. First, all evaluated models—regardless of architecture or scale—struggle to spontaneously generate appropriate slang terms in context, achieving at most 0.13 average accuracy in open-vocabulary prediction. This suggests that slang comprehension remains a significant blind spot even for state-of-the-art systems. Second, models show dramatic improvement when the task is reformulated as multiple-choice selection (with average accuracies reaching up to 0.8), this success highlights a fundamental asymmetry: models can discriminate between plausible slang alternatives more effectively than they can generate contextually appropriate slang. Third, larger models exhibit greater sensitivity to distributional shifts between naturalistic and synthetic contexts, with performance gaps of up to 0.1, suggesting that increased scale may lead to overfitting on specific textual patterns rather than robust understanding of lexical variation.

Our systematic failure analysis of 120 worst-performing predictions reveals the underlying nature of these limitations. We identify five distinct error categories that illuminate how models fail: literalization, generic substitution, semantic drift, contextual misinterpretation, and true failure. Critically, the prevalence of literalization and generic

substitution errors reveal that models understand the semantic content but fail to recognize or generate the culturally embedded linguistic forms that distinguish regional varieties. The prevalence of these errors demonstrates that models have learned to map slang to underlying concepts but do not appropriately deploy variety-specific expressions. These results have important implications for the development of language technologies that serve diverse global populations. As language models are increasingly deployed in applications ranging from content moderation to educational tools, their limitations in understanding non-standard varieties and informal language pose risks of bias and reduced utility for speakers of these varieties. Our datasets and evaluation framework provide a foundation for future research on variety-specific informal language understanding, enabling more comprehensive assessments of linguistic diversity in natural language processing systems. Future work should explore methods for improving slang comprehension, including targeted data collection, variety-aware training objectives, and continual learning approaches that can adapt to evolving linguistic phenomena.

Limitations

While we introduce two novel datasets, the WEB component is relatively small, comprising 377 unique entries. Furthermore, these examples are sourced exclusively from Wiktionary and Urban Dictionary. While these platforms provide valuable peer-contributed data, they may contain noise or demographic biases that do not fully reflect the breadth of spoken slang in these regions. Secondly, our analysis is restricted to two specific varieties: Indian English (en-IN) and Australian English (en-AU). While these varieties offer a comparison between two English typologies, our observations regarding model scaling behaviors and performance gaps may not generalize to other non-standard varieties, such as African American Vernacular English or Nigerian English. Finally, our dataset curation process relied on a single expert annotator per variety to validate the examples. Although this ensures native-level verification, it precludes the calculation of inter-annotator agreement metrics and leaves the dataset potentially susceptible to individual biases. Similarly, observations on the WEB dataset likely indicate data contamination.

Ethical Considerations

As the regulation corpus was sourced using publicly available repositories, there are no significant ethical considerations to report.

Acknowledgment

This work was funded by Google’s ExploreCSR grant, awarded to Aditya Joshi in 2024.

References

- Parul Awasthy, Aashka Trivedi, Yulong Li, Mihaela Bornea, David Cox, Abraham Daniels, Martin Franz, Gabe Goodhart, Bhavani Iyer, Vishwajeet Kumar, Luis Lastras, Scott McCarley, Rudra Murthy, Vignesh P, Sara Rosenthal, Salim Roukos, Jaydeep Sen, Sukriti Sharma, Avirup Sil, and 3 others. 2025. [Granite embedding models](#). *Preprint*, arXiv:2502.20204.
- Gheorghe Comanici, Eric Bieber, Mike Schaekermann, Ice Pasupat, Naveen Sachdeva, Inderjit Dhillon, Marcel Blistein, Ori Ram, Dan Zhang, Evan Rosen, Luke Marris, Sam Petulla, Colin Gaffney, Asaf Aharoni, Nathan Lintz, Tiago Cardal Pais, Henrik Jacobsson, Idan Szpektor, Nan-Jiang Jiang, and 3416 others. 2025. [Gemini 2.5: Pushing the frontier with advanced reasoning, multimodality, long context, and next generation agentic capabilities](#). *Preprint*, arXiv:2507.06261.
- Alexis Conneau, Kartikay Khandelwal, Naman Goyal, Vishrav Chaudhary, Guillaume Wenzek, Francisco Guzmán, Edouard Grave, Myle Ott, Luke Zettlemoyer, and Veselin Stoyanov. 2020. [Unsupervised cross-lingual representation learning at scale](#). In *Proceedings of the 58th Annual Meeting of the Association for Computational Linguistics*, pages 8440–8451, Online. Association for Computational Linguistics.
- Nicholas Deas, Jessica Grieser, Shana Kleiner, Desmond Patton, Elsbeth Turcan, and Kathleen McKown. 2023. [Evaluation of African American language bias in natural language generation](#). In *Proceedings of the 2023 Conference on Empirical Methods in Natural Language Processing*, pages 6805–6824, Singapore. Association for Computational Linguistics.
- Jacob Devlin, Ming-Wei Chang, Kenton Lee, and Kristina Toutanova. 2019. [BERT: Pre-training of deep bidirectional transformers for language understanding](#). In *Proceedings of the 2019 Conference of the North American Chapter of the Association for Computational Linguistics: Human Language Technologies, Volume 1 (Long and Short Papers)*, pages 4171–4186, Minneapolis, Minnesota. Association for Computational Linguistics.
- Yihong Dong, Xue Jiang, Huanyu Liu, Zhi Jin, Bin Gu, Mengfei Yang, and Ge Li. 2024. [Generalization or memorization: Data contamination and trustworthy evaluation for large language models](#). In *Findings of the Association for Computational Linguistics: ACL 2024*, pages 12039–12050, Bangkok, Thailand. Association for Computational Linguistics.
- Bethany K. Dumas and Jonathan Lighter. 1978. [Is slang a word for linguists?](#) *American Speech*, 53(1):5–17.
- IBM Granite Team. 2025. [Granite 4.0 language models](#). Technical Report.
- Aaron Grattafiori, Abhimanyu Dubey, Abhinav Jauhri, Abhinav Pandey, Abhishek Kadian, Ahmad Al-Dahle, Aiesha Letman, Akhil Mathur, Alan Schelten, Alex Vaughan, Amy Yang, Angela Fan, Anirudh Goyal, Anthony Hartshorn, Aobo Yang, Archi Mitra, Archie Sravankumar, Artem Korenev, Arthur Hinsvark, and 542 others. 2024. [The llama 3 herd of models](#). *Preprint*, arXiv:2407.21783.
- Aditya Joshi, Raj Dabre, Diptesh Kanojia, Zhuang Li, Haolan Zhan, Gholamreza Haffari, and Doris Dippold. 2025. [Natural language processing for dialects of a language: A survey](#). *ACM Comput. Surv.*, 57(6).
- Simran Khanuja, Sandipan Dandapat, Anirudh Srivasan, Sunayana Sitaram, and Monojit Choudhury. 2020. [GLUECoS: An evaluation benchmark for code-switched NLP](#). In *Proceedings of the 58th Annual Meeting of the Association for Computational Linguistics*, pages 3575–3585, Online. Association for Computational Linguistics.
- Chin-Yew Lin. 2004. [ROUGE: A package for automatic evaluation of summaries](#). In *Text Summarization Branches Out*, pages 74–81, Barcelona, Spain. Association for Computational Linguistics.
- Yinhan Liu, Myle Ott, Naman Goyal, Jingfei Du, Mandar Joshi, Danqi Chen, Omer Levy, Mike Lewis, Luke Zettlemoyer, and Veselin Stoyanov. 2019. [Roberta: A robustly optimized bert pretraining approach](#). *Preprint*, arXiv:1907.11692.
- Lingrui Mei, Shenghua Liu, Yiwei Wang, Baolong Bi, and Xueqi Cheng. 2024. [SLANG: New concept comprehension of large language models](#). In *Proceedings of the 2024 Conference on Empirical Methods in Natural Language Processing*, pages 12558–12575, Miami, Florida, USA. Association for Computational Linguistics.
- Team OLMo, Pete Walsh, Luca Soldaini, Dirk Groeneveld, Kyle Lo, Shane Arora, Akshita Bhagia, Yuling Gu, Shengyi Huang, Matt Jordan, Nathan Lambert, Dustin Schwenk, Oyvind Tafjord, Taira Anderson, David Atkinson, Faeze Brahman, Christopher Clark, Pradeep Dasigi, Nouha Dziri, and 24 others. 2025. [2 olmo 2 furious](#). *Preprint*, arXiv:2501.00656.
- Alec Radford, Jeffrey Wu, Rewon Child, David Luan, Dario Amodei, Ilya Sutskever, and 1 others. 2019. Language models are unsupervised multitask learners. *OpenAI blog*, 1(8):9.

Abhinav Sukumar Rao, Akhila Yerukola, Vishwa Shah, Katharina Reinecke, and Maarten Sap. 2025. [NormAd: A framework for measuring the cultural adaptability of large language models](#). In *Proceedings of the 2025 Conference of the Nations of the Americas Chapter of the Association for Computational Linguistics: Human Language Technologies (Volume 1: Long Papers)*, pages 2373–2403, Albuquerque, New Mexico. Association for Computational Linguistics.

Nils Reimers and Iryna Gurevych. 2019. [Sentence-BERT: Sentence embeddings using Siamese BERT-networks](#). In *Proceedings of the 2019 Conference on Empirical Methods in Natural Language Processing and the 9th International Joint Conference on Natural Language Processing (EMNLP-IJCNLP)*, pages 3982–3992, Hong Kong, China. Association for Computational Linguistics.

Haviland Ferguson Reves. 1926. [What is slang?: A survey of opinion](#). *American Speech*, 1(4):216–220.

Agrima Seth, Sanchit Ahuja, Kalika Bali, and Sunayana Sitaram. 2024. [DOSA: A dataset of social artifacts from different Indian geographical subcultures](#). In *Proceedings of the 2024 Joint International Conference on Computational Linguistics, Language Resources and Evaluation (LREC-COLING 2024)*, pages 5323–5337, Torino, Italia. ELRA and ICCL.

Dipankar Srirag, Aditya Joshi, and Jacob Eisenstein. 2025a. Predicting the target word of game-playing conversations using a low-rank dialect adapter for decoder models. In *Proceedings of the 2025 Conference of the Nations of the Americas Chapter of the Association for Computational Linguistics: Human Language Technologies (Volume 2: Short Papers)*, pages 8–17.

Dipankar Srirag, Nihar Ranjan Sahoo, and Aditya Joshi. 2025b. [Evaluating dialect robustness of language models via conversation understanding](#). In *Proceedings of the Second Workshop on Scaling Up Multilingual & Multi-Cultural Evaluation*, pages 24–38, Abu Dhabi. Association for Computational Linguistics.

Zhewei Sun, Qian Hu, Rahul Gupta, Richard Zemel, and Yang Xu. 2024. [Toward informal language processing: Knowledge of slang in large language models](#). In *Proceedings of the 2024 Conference of the North American Chapter of the Association for Computational Linguistics: Human Language Technologies (Volume 1: Long Papers)*, pages 1683–1701, Mexico City, Mexico. Association for Computational Linguistics.

Ifeoluwa Wuraola, Nina Dethlefs, and Daniel Marciniak. 2024. [Understanding slang with LLMs: Modelling cross-cultural nuances through paraphrasing](#). In *Proceedings of the 2024 Conference on Empirical Methods in Natural Language Processing*, pages 15525–15531, Miami, Florida, USA. Association for Computational Linguistics.

An Yang, Anfeng Li, Baosong Yang, Beichen Zhang, Binyuan Hui, Bo Zheng, Bowen Yu, Chang Gao,

Chengen Huang, Chenxu Lv, Chujie Zheng, Dayiheng Liu, Fan Zhou, Fei Huang, Feng Hu, Hao Ge, Haoran Wei, Huan Lin, Jialong Tang, and 41 others. 2025. [Qwen3 technical report](#). *Preprint*, arXiv:2505.09388.

A Novel Scenario Generation Prompt

Given a slang phrase and its definition, create four unique scenarios. Each scenario must introduce named characters, describe the setting, and contain a single quotation that uses the word exactly once. Do not include any titles, scenario numbers, labels, emojis, or explanatory text; only output the four resulting paragraphs, separated by a line break.

phrase: {**phrase**}

definition: {**definition**}

B Dataset Examples

Refer to Table 8 for data set examples.

C Target Word Prediction Prompt Example

Fill in the blank with the best-fitting answer.

Sentence: i'd rather ride on the ____ as opposed to taking the stairs.

Answer (return only the answer with no extra text):

D Guided Target Word Prediction Prompt Example

Fill in the blank with the best-fitting answer.

The answer is a Australian English slang word or phrase.

Sentence: head on down to the beach this sunday, theres gonna be a ____ for the homeless.

Answer (return only the answer with no extra text):

E Target Word Selection Prompt Example

Fill in the blank with the best-fitting answer.

Sentence: "what's up jake?" "i just got bitten by a ____."

Options: [mossie, gonski, ripping,

Variety	en-AU	en-IN
phrase <i>p</i>	smoko	prepone
definition <i>d</i>	a slang term used on building sites in Australia, meaning a morning-tea break, or a smoke break.	<p>Function: transitive verb</p> <p>Inflected forms: pre•poned; pre•pon•ing</p> <p>Etymology: Latin preponere to place before, pre-pone, from pre- + ponere to place – more at POSITION</p> <p>Date: Has been in use in urban English spoken in India since at least the 1950s</p> <p>To advance an event or activity to an earlier time. The closest American usage is “to advance” the timing of something. The word came into vogue in urban India as the opposite of “postponing” something.</p>
usage example <i>u</i>	“we’ll knock off at 11 for smoko”	“To make sure we get to enjoy the fireworks display that starts promptly at 9 PM, let us prepone the dinner engagement to 7 rather than 8 tomorrow evening”
usage scenario <i>u</i>	The fluorescent lights of the London advertising agency hummed, a stark contrast to the quiet focus on Anika’s face as she stared at the mock-up on her screen. Her colleague, Ben, who had recently transferred from their Melbourne office, spun around in his chair. "You’ve been at that for hours, I’m grabbing a coffee and a biscuit, you keen for a quick smoko?"	Anjali tapped her stylus against the glass wall of the conference room in their bustling Bangalore office, catching Rohan’s attention as he walked by. The quarterly progress charts were displayed on the large monitor, but her focus was clearly elsewhere. "Rohan, I just got off the phone with the clients from Singapore; they’re flying in two days earlier than planned, so we need to prepone the final project presentation to Tuesday morning."

Table 8: Examples from WEB and GEN datasets.

munted]

Answer (return only the text of one option with no extra text)

F Experimental Language Models Statistics

Refer to Table 9 for experimental language model’s statistics.

Language Model	Parameters	Release Date
bert-base-uncased	110M	October 2018
roberta-large	355M	July 2019
xlm-roberta-large	550M	November 2019
granite-4.0-1b	1B	October 2025
llama-3.2-3b-instruct	3B	September 2024
olmo-2-1124-7b-instruct	7B	November 2024
qwen3-4b-instruct-2507	4B	July 2025

Table 9: Language Models used in Experimental Setup, their approximate Parameter Counts and Public Release Date

G Model Performance Metrics With the Novel Scenario Dataset GEN

Refer to Table 10 for model’s individual results using the GEN dataset.

H Model Performance Metrics With the Web-Based Example Dataset WEB

Refer to Table 11 for model’s individual results using the WEB dataset.

Language Model	Variety	Total	EM	Acc.	Sim (G)	Sim (M)	Corr
Target Word Prediction							
bert-base-uncased	en-AU	1238	2	0.002	0.726	0.254	0.341
bert-base-uncased	en-IN	243	3	0.012	0.729	0.291	0.670
roberta-large	en-AU	1238	5	0.004	0.730	0.270	0.464
roberta-large	en-IN	243	6	0.025	0.738	0.312	0.742
xlm-roberta-large	en-AU	1238	3	0.002	0.726	0.260	0.370
xlm-roberta-large	en-IN	243	0	0.000	0.727	0.284	0.494
granite-4.0-1b-Q8_0	en-AU	1232	1	0.001	0.729	0.239	0.307
granite-4.0-1b-Q8_0	en-IN	245	1	0.004	0.729	0.246	0.457
Llama-3.2-3B-Instruct-Q8_0	en-AU	1232	0	0.000	0.737	0.224	0.504
Llama-3.2-3B-Instruct-Q8_0	en-IN	245	1	0.004	0.733	0.243	0.716
olmo-2-1124-7B-instruct-Q8_0	en-AU	1232	23	0.019	0.741	0.281	0.713
olmo-2-1124-7B-instruct-Q8_0	en-IN	245	8	0.033	0.744	0.309	0.733
Qwen3-4B-Instruct-2507-Q8_0	en-AU	1232	3	0.002	0.729	0.197	0.482
Qwen3-4B-Instruct-2507-Q8_0	en-IN	245	3	0.012	0.732	0.210	0.617
Guided Target Word Prediction							
granite-4.0-1b-Q8_0	en-AU	1232	3	0.002	0.728	0.229	0.439
granite-4.0-1b-Q8_0	en-IN	245	1	0.004	0.727	0.231	0.436
Llama-3.2-3B-Instruct-Q8_0	en-AU	1232	6	0.005	0.740	0.243	0.701
Llama-3.2-3B-Instruct-Q8_0	en-IN	245	1	0.004	0.731	0.238	0.754
olmo-2-1124-7B-instruct-Q8_0	en-AU	1232	60	0.049	0.752	0.297	0.845
olmo-2-1124-7B-instruct-Q8_0	en-IN	245	17	0.069	0.757	0.323	0.816
Qwen3-4B-Instruct-2507-Q8_0	en-AU	1232	10	0.008	0.728	0.190	0.616
Qwen3-4B-Instruct-2507-Q8_0	en-IN	245	0	0.000	0.724	0.189	0.419
Target Word Selection							
granite-4.0-1b-Q8_0	en-AU	1232	437	0.355	0.828	0.511	0.978
granite-4.0-1b-Q8_0	en-IN	245	116	0.474	0.857	0.594	0.981
Llama-3.2-3B-Instruct-Q8_0	en-AU	1232	483	0.392	0.837	0.524	0.978
Llama-3.2-3B-Instruct-Q8_0	en-IN	245	123	0.502	0.863	0.606	0.985
olmo-2-1124-7B-instruct-Q8_0	en-AU	1232	485	0.394	0.839	0.555	0.982
olmo-2-1124-7B-instruct-Q8_0	en-IN	245	100	0.408	0.839	0.559	0.981
Qwen3-4B-Instruct-2507-Q8_0	en-AU	1232	725	0.589	0.890	0.681	0.987
Qwen3-4B-Instruct-2507-Q8_0	en-IN	245	196	0.800	0.946	0.842	0.987

Table 10: Model performance metrics with GEN across Target Word Prediction, Guided Target Word Prediction and Target Word Selection. We provide results on Exact Matches (EM), Accuracy (Acc), Sim(G) and Sim(M) refer to average cosine similarity scores using embedding models Granite-embedding-125m-english embeddings and (Awasthy et al., 2025) Sentence-BERT embeddings (Reimers and Gurevych, 2019) respectively. We compute Pearson Correlation (Corr.) between the resulting similarity scores to measure the two models agreement.

Language Model	Variety	Total	EM	Acc.	Sim (G)	Sim (M)	Corr
Target Word Prediction							
bert-base-uncased	en-AU	375	11	0.029	0.736	0.273	0.777
bert-base-uncased	en-IN	77	3	0.039	0.737	0.287	0.796
roberta-large	en-AU	375	22	0.059	0.743	0.304	0.824
roberta-large	en-IN	77	5	0.065	0.747	0.307	0.796
xlm-roberta-large	en-AU	375	17	0.045	0.737	0.288	0.831
xlm-roberta-large	en-IN	77	5	0.065	0.741	0.301	0.861
granite-4.0-1b-Q8_0	en-AU	374	6	0.016	0.737	0.263	0.700
granite-4.0-1b-Q8_0	en-IN	77	0	0.000	0.724	0.246	0.385
Llama-3.2-3B-Instruct-Q8_0	en-AU	374	3	0.008	0.738	0.256	0.673
Llama-3.2-3B-Instruct-Q8_0	en-IN	77	1	0.013	0.734	0.268	0.732
olmo-2-1124-7B-instruct-Q8_0	en-AU	374	24	0.064	0.748	0.307	0.836
olmo-2-1124-7B-instruct-Q8_0	en-IN	77	3	0.039	0.744	0.311	0.822
Qwen3-4B-Instruct-2507-Q8_0	en-AU	374	17	0.046	0.745	0.275	0.851
Qwen3-4B-Instruct-2507-Q8_0	en-IN	77	5	0.065	0.757	0.308	0.884
Guided Target Word Prediction							
granite-4.0-1b-Q8_0	en-AU	374	16	0.043	0.741	0.282	0.853
granite-4.0-1b-Q8_0	en-IN	77	4	0.052	0.744	0.301	0.849
Llama-3.2-3B-Instruct-Q8_0	en-AU	374	8	0.021	0.749	0.288	0.750
Llama-3.2-3B-Instruct-Q8_0	en-IN	77	1	0.013	0.736	0.301	0.748
olmo-2-1124-7B-instruct-Q8_0	en-AU	374	38	0.102	0.768	0.348	0.893
olmo-2-1124-7B-instruct-Q8_0	en-IN	77	10	0.130	0.774	0.394	0.889
Qwen3-4B-Instruct-2507-Q8_0	en-AU	374	34	0.091	0.760	0.302	0.888
Qwen3-4B-Instruct-2507-Q8_0	en-IN	77	7	0.091	0.759	0.346	0.899
Target Word Selection							
granite-4.0-1b-Q8_0	en-AU	374	142	0.380	0.836	0.533	0.978
granite-4.0-1b-Q8_0	en-IN	77	42	0.546	0.873	0.646	0.990
Llama-3.2-3B-Instruct-Q8_0	en-AU	374	151	0.404	0.842	0.534	0.976
Llama-3.2-3B-Instruct-Q8_0	en-IN	77	28	0.364	0.824	0.494	0.988
olmo-2-1124-7B-instruct-Q8_0	en-AU	374	155	0.414	0.846	0.566	0.980
olmo-2-1124-7B-instruct-Q8_0	en-IN	77	36	0.468	0.855	0.615	0.981
Qwen3-4B-Instruct-2507-Q8_0	en-AU	374	225	0.602	0.893	0.691	0.987
Qwen3-4B-Instruct-2507-Q8_0	en-IN	77	61	0.792	0.942	0.833	0.991

Table 11: Model performance metrics with WEB across Target Word Prediction, Guided Target Word Prediction and Target Word Selection. We provide results on Exact Matches (EM), Accuracy (Acc), Sim(G) and Sim(M) refer to average cosine similarity scores using embedding models Granite-embedding-125m-english embeddings and (Awasthy et al., 2025) Sentence-BERT embeddings (Reimers and Gurevych, 2019) respectively. We compute Pearson Correlation (Corr) between the resulting similarity scores to measure the two models agreement.