

# From PhysioNet to Foundation Models - A history and potential futures

Gari D. Clifford<sup>1,2</sup>

<sup>1</sup>Department of Biomedical Informatics, Emory University

<sup>2</sup>Department of Biomedical Engineering, Georgia Institute of Technology & Emory University

<sup>3</sup>PhysioNet, The Research Resource for Complex Physiologic Signals, Harvard University

1 January 2026

---

The work described in this publication was supported in part by the National Institute of Biomedical Imaging and Bioengineering (NIBIB) and by the Director's Office of Data Science Strategy (ODSS) of the National Institutes of Health (NIH) under Award Number R01EB030362. Funding for the George B. Moody PhysioNet Challenges has also been provided by Alivecor Inc., Amazon Web Services, Google, the Gordon and Betty Moore Foundation, the IEEE Signal Processing Society, and Mathworks Inc. In addition, the Federation of American Societies for Experimental Biology (FASEB) specifically recognized the Challenges as a recipient of the "Distinguished Achievement Award for Data Reuse", as part of the inaugural DataWorks! prize in 2022. The prize money has also been used to support the Challenges. The content is solely the responsibility of the author and does not necessarily represent the official views of the NIH, my current and past employers, colleagues, or sponsors. The author declares no conflict of interest.

For information regarding this article, please contact the author via email. Address: Department of Biomedical Informatics, Emory University, Woodruff Memorial Research Building, 101 Woodruff Circle, 4th Floor East, Atlanta, GA 30322, USA. Phone: (404)-727-4631. Email: gari@physionet.org

## Abstract

Over the last 35 years, the sharing of medical data and models for research has evolved from sneakernet to the internet - from mailing magnetic tapes and compact discs of a handful of well-curated recordings, to the high-speed download of relatively comprehensive hospital databases. More recently, the fervor around the potential for modern machine learning and ‘AI’ to catapult us into the next industrial revolution has led to a seemingly insatiable desire to pump almost any source of data into large models. Although this has great potential, it also presents a whole set of new challenges.

In this article I examine these trends over the last 30 years, drawing on examples from the world of physiology, and in particular, cardiology, since it is one of the oldest data-intensive fields, and is undergoing a renaissance in the context of machine learning. From the early days of computerized cardiology, the Research Resource for Complex Physiologic Signals (*PhysioNet*) has been at the cutting edge of this field. This article, therefore, includes much of the Resource’s history and the contributions of many key people involved, drawn from almost three decades of firsthand experience of co-developing elements of the Resource with its founders.

I address what I perceive to be the most promising future directions for the PhysioNet Resource, and more generally, the growing issues and opportunities around dissemination and use of massive physiological databases, associated open access code, and public competitions, together with potential solutions to the key issues that face our field. Topics range from how we should approach foundation models in the context of the rapidly growing AI carbon footprint, to the potential of *Tiny-ML* and edge computing. I also cover issues around prizes and incentives, funding models, and scientific repeatability, as well as how we might address these issues by leveraging the PhysioNet Challenges, consistent with the philosophy of open-access from the early days of the PhysioNet Resource.

**Key Words:** competitions, crowd-sourcing; evaluation metrics; generalizability; open-source algorithms; PhysioNet PhysioNet; Tiny-ML; Edge-AI; Edge-computing; Foun-

dition models; Cardiology; Open-source algorithms; Public competitions.

# 1 Introduction

We are at a critical point for many industries, particularly in medicine. Artificial Intelligence (AI) is being hyped as a transformative technology for many fields, and it is likely that we will look back and see this current period as an inflection point. Of course, anyone who tries to predict the future of society and technological development is also likely to be wrong, but the rate of change in automated decision support in the field of medicine feels qualitatively different today and there is good reason to be optimistic. The medical field has often been criticized for its resistance to change. For example, many subspecialties operate within paradigms shaped by thoughtful expert consensus that, while valuable, may inadvertently limit adaptation to new evidence or technologies. Data-driven approaches to optimizing clinical decision-making offer much promise for advancing the field. However, the speed of change is a cause for concern. To invert the old Facebook motto, when things move fast, things break. So we need to think carefully about how we approach this new paradigm and set up some guide rails.

This article started out as an invited talk at Computing in Cardiology 2024 [1], and I was then asked to turn this into a longer journal article. Since then, it has morphed into both a mini history of PhysioNet, and a landscaping of where I think we should be going next with big data, foundation models and open science. While my experience is confined to the biomedical domain, I believe a lot of what I have written could be more broadly applicable to the general AI gold rush. In particular, I have drawn on my experience of supporting PhysioNet for the last quarter of a century, and my work in global health over the same period.

My first encounter with PhysioNet was a couple of years before its official formation,

in the late 1990's. I received a CD-ROM of the MIT-BIH Arrhythmia Database while undertaking my doctorate in the UK. (See section 2 for more on PhysioNet's beginnings.) That was a magical time for me, and receiving the data from the kind hands of the famous<sup>1</sup> George Moody seemed like a godsend, and accelerated my research beyond all expectations. PhysioNet became the official repository of this seminal database while I was undertaking my PhD and the resource inspired me to share my code (and later, my data) with the world. It was an exciting time, with the coming of age of Linux as a desktop environment (using GNOME and KDE) and Nvidia's release of the GeForce 256). I may have written my first neural network in vanilla C around this time, but it wasn't long before open-source machine learning libraries written in high-level languages appeared. (Python's rise to popularity was still almost two decades away, however.)

Many of the viewpoints in this article evolved from the seven years I spent at MIT and Harvard, working with the PhysioNet team, and the subsequent decades I've spent supporting the Resource. (I should note though, that my early 1990's experiences with the World Wide Web, and the Physics preprint Archives had already created a firm foundation of open access philosophy.) Since 2015, I have led aim three of the PhysioNet Resource, the George B. Moody PhysioNet Challenges. (These were formerly known as the 'PhysioNet/Computing in Cardiology Challenges', but were renamed after their inventor.) George stepped down in 2014 due to ill health, but his seminal contributions and wonderful personality overshadows the field to this day. I've been very lucky to have worked with and befriended George, a polymath who could talk to anyone about anything, and ran the Challenges almost single-handedly for 15 years.

---

<sup>1</sup>George was well-known as the Richard Stallman of physiological data, and it wasn't unusual for us to receive email from our neighbor, *RMS*, arguing about the exact open source license we had chosen to release some data or code.



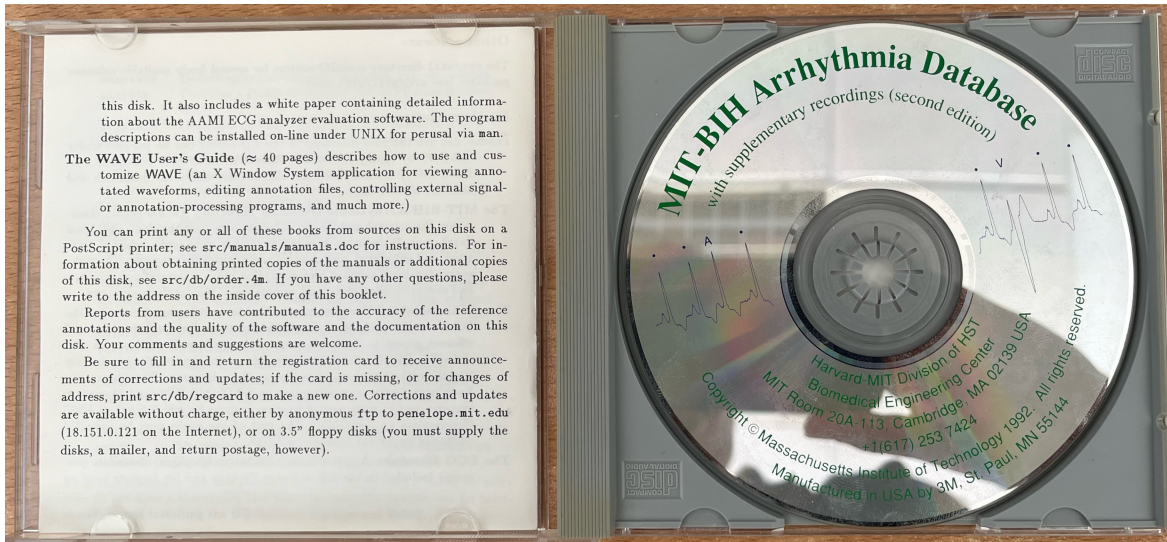


Figure 1: The MIT-BIH Arrhythmia Database on CDROM. Photo courtesy of Juan Pablo Martínez.

## 2 Some history on open access science

The first open access health database, released in 1980, was the MIT-BIH arrhythmia database [2]. In many ways, this was far ahead of its time, pre-dating the open access revolution, sparked by the invention of the internet and the openness of the physics research community at the European Organization for Nuclear Research (Centre Européen Recherche Nucléaire, or CERN). It was at CERN where the World Wide Web (WWW) emerged from the physics community in 1989, spearheaded by Tim Berners-Lee [3]. A British computer scientist, Berners-Lee is credited (along with a team of other researchers [4]) as the inventor of the World Wide Web, the HTML markup language, the URL system, and HTTP which were all fundamental components of the WWW revolution [5]. The Web was initially designed to facilitate research information sharing among physicists working on global projects, particularly particle physics and the associated theoretical research. Notably, the arXiv preprint archive for physics was established in 1991 by Paul Ginsparg at Los Alamos National Laboratory (LAN-L) to accelerate and increase openness in knowledge sharing in physics.

These events set the foundations for open access publishing and preprint sharing that we all enjoy today, and while the movement has been exploited in many ways, it's hard to deny the impact it has had on research [6, 7].



Figure 2: Roger Mark and George Moody in the early days of the development of the MIT-BIH Arrhythmia Database. Source: courtesy of George Moody and Roger Mark. CC BY-SA 4.0.

Given this backdrop, it seems remarkably forward-thinking of the PhysioNet team to decide to openly share data and algorithms for research, contemporaneously with the birth of the internet. Assembled between 1975 and 1979, with supplementary recordings over the next 10 years, the MIT-BIH arrhythmia database consisted of 48 30-minute Holter monitor recordings. These were chosen for their intermittent but clinically significant rhythms, QRS morphology or noise/artifacts that state-of-the art ECG analysis software may fail to detect or correctly classify[8]. Importantly, every beat, artifact, and event was meticulously labeled. The 600 MB of 109 thousand beats were originally distributed to approximately 100 sites around the world on digital 9-track tape [2]. The database quickly became a key resource for researchers and industry alike, as a standard for FDA-approval of arrhythmia analysis

systems.

In 1989 the database became available as a CD-ROM, along with seven (later nine) additional ECG databases. By the end of the 1990s, approximately 400 copies of these CD-ROMs had been mailed around the world [8]. (In the late 1990s, I was lucky enough to receive one of these CDs through the mail, with a nice note from George Moody, the chief engineer behind this initiative. These prized ECGs were fundamental to the success of my doctoral studies, as they were to many other researchers before and since. The contemporaneously developed American Heart Association (AHA) ECG database for ventricular arrhythmias has never been made publicly available. Although tremendously influential, the AHA database has never quite acquired the fame and impact of the MIT-BIH DB, particularly in the approval of medical devices.)




Figure 3: George Moody showing me some of the historical artifacts from his office that predated PhysioNet. Source: Author’s own photo. CC BY-SA 4.0.

## 2.1 The PhysioNet Resource

In 1999, this work on open-access data led to the launch of the NIH-funded *Research Resource for Complex Physiologic Signals* (commonly known as *PhysioNet*, after its public-facing website). The PhysioNet Resource was established with the aim of stimulating current research and new investigations in the study of complex biomedical and physiological signals [9]. PhysioNet was funded by the National Institutes of Health (NIH). Initially, the resource had three cores led by Ary L. Goldberger at the Margret & H. A. Rey Institute for Nonlinear Dynamics in Medicine (ReyLab) at the Beth Israel Deaconess Medical Center (BIDMC), a major teaching hospital of Harvard Medical School, H. Eugene Stanley at Boston University, and Roger Mark at MIT's Laboratory for Computational Physiology (LCP). The team included several core engineers, including George Moody at the LCP, who was the key research scientist behind the website, and many key algorithms and tutorials, as well as the public competitions (see section 2.2). Other key engineers included Madalena Costa, Isaac Henry, Joe Mietus, and CK Peng (all at the ReyLab). (See Fig. 4.) Over the years, many engineers and students have come and gone, with only Madalena and Ary now remaining from this original 1999 team. (An enormous number of external collaborators have also contributed to the resource, reflecting its value to the wider community and its ability to engender altruistic acts of sharing.)



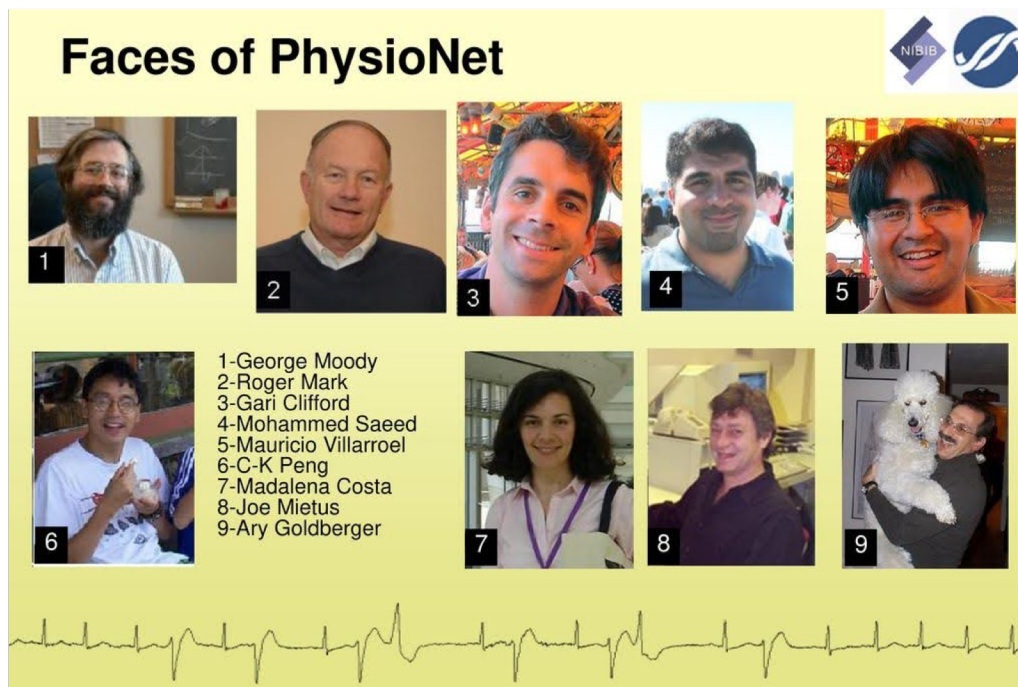


Figure 4: The ‘Faces of PhysioNet’ flyer used in the early 2000’s, capturing the key contributors in the early years of the Resource. Image generated by Ken Pierce in the LCP. CC BY-SA 4.0.

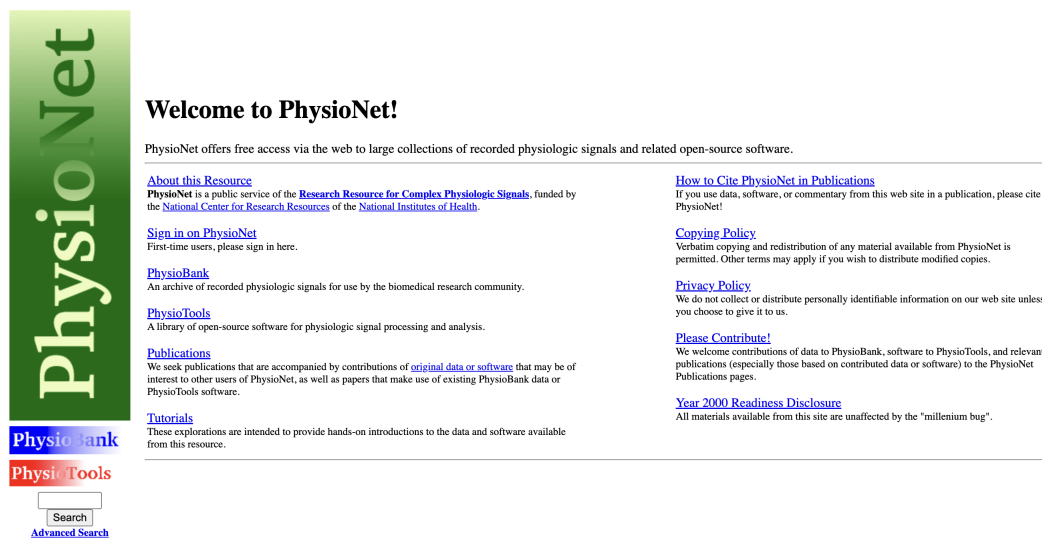


Figure 5: The original homepage of PhysioNet.org, captured from the Internet Archive Wayback Machine on Dec 4, 1999. CC BY-SA 4.0.

**PhysioNet’s original and ongoing missions focus on conducting and catalyzing biomedical research and education, through three specific components:**

1. Free access to large collections of physiological and clinical data;
2. A collection of related open-source software and associated tutorials; and
3. A series of public competitions (the PhysioNet Challenges) focused on outstanding physiological and clinical data science problems (see section 2.2).

Notably, resources like the MIT-BIH DB became easily downloadable by the click of a mouse in just a few minutes (for those lucky enough to be on an academic network). Fig. 5 illustrates the very first PhysioNet homepage, from which the data were publicly accessible. PhysioNet was remarkable, not just because it offered an ever-growing and accessible collection of high quality labelled data, but also because of its high quality documentation, software for analyzing and evaluating many aspects of the ECG (and related biosignals), and associated tutorials. In the words of a group working in neurophysiology and brain functional connectivity [10]: “While community interest in complexity analysis is growing, it can be difficult for the researchers to obtain high quality, validated, and accessible tools to perform the computationally complex analyses they require.” The authors cite PhysioNet, not only for its databases, but also “as the most comprehensive library of software for physiologic signal processing and analysis, including novel methods based on statistical physics and nonlinear dynamics (e.g., entropy), and analysis of nonequilibrium and nonstationary processes.”

Since 1999, many databases have begun to appear, increasing in size over time. As of June 2025, PhysioNet hosts more than 15 TB of data in 215 databases (and much more data in over 150 databases that require credentialed access). It is remarkable just how much of that growth in volume is quite recent. Figure 6 and Table 1 summarize the key open-access ECG databases in chronological order, with a comparison of number of individuals, recording

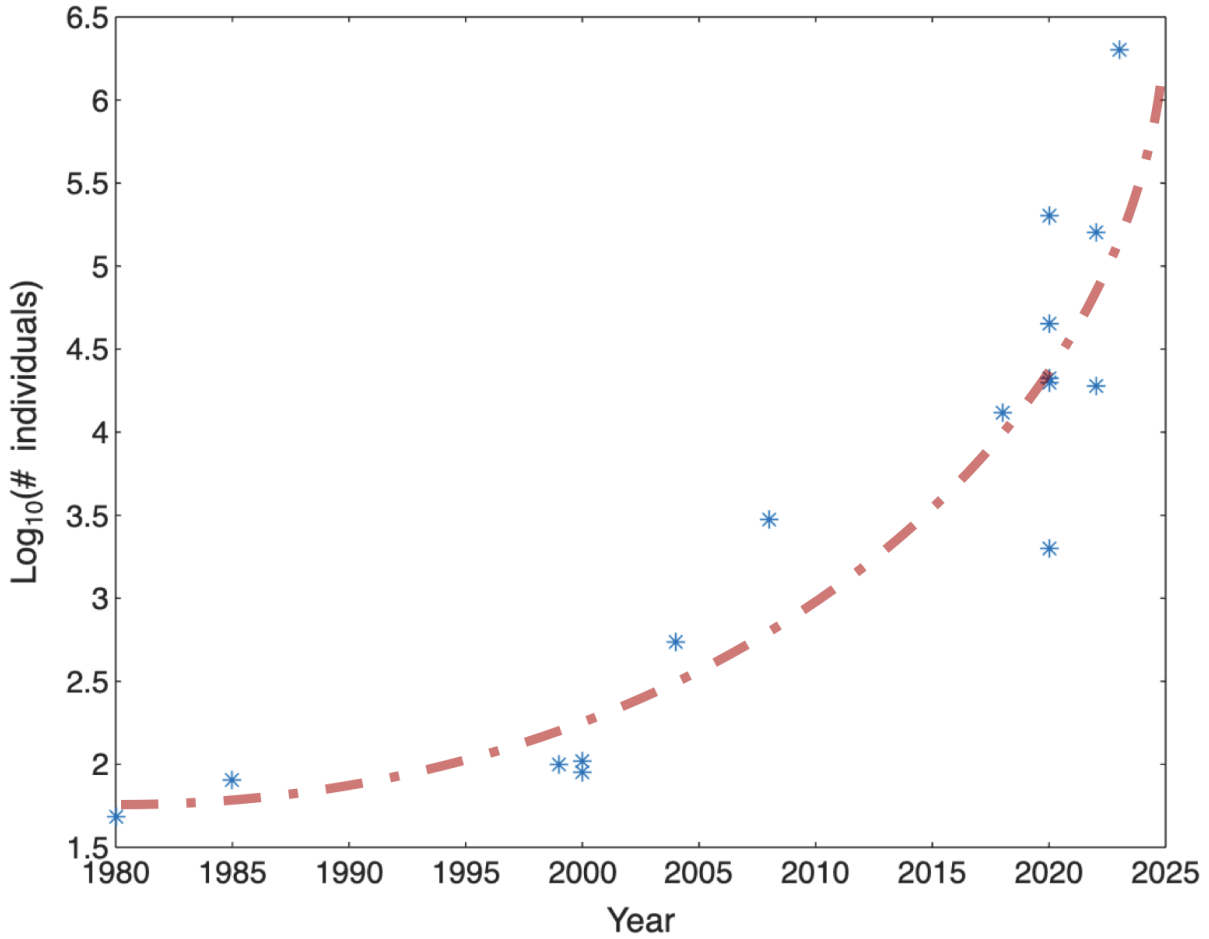


Figure 6: A log-linear plot of public ECG database growth over time. Each point represents a database listed in table 1. The parabolic fit (dot-dashed line) illustrates a super-exponential growth.

length, number of leads and the geographic origin of their subjects. It’s unsurprising that many of these became available through the PhysioNet Resource, as its reputation as a central repository for curating physiological data grew rapidly.

Of course, as databases increased in size, our ability to label every beat and event has ebbed away. With the latest database of over 10 million ECGs, it is clearly impractical and cost-prohibitive to label the data using experts. Instead, we are increasingly reliant on the weaker algorithm-generated labels, which may encode the biases and limitations of earlier

methods and thereby constrain performance if used uncritically. Contemporary machine learning approaches, however, offer strategies to mitigate these effects and leverage structure present across diverse data sources, as explored in section 4.

## 2.2 The PhysioNet Challenges

With the inception of PhysioNet in 1999, the PhysioNet Challenges were also launched [11]. In cooperation with ‘Computing in Cardiology’ (formerly ‘Computers in Cardiology’), an IEEE-affiliated conference that has run annually for over 50 years, PhysioNet has hosted an annual series of biomedical ‘Challenges’. These 8-9 month-long events focus research on unsolved biomedical or engineering problems in clinical and basic science. The Challenges have been supported by the NIH, Google, MathWorks, the Gordon and Betty Moore Foundation and the IEEE. For the first 15 years, they were led by the late George Moody. Since then, I have led the Challenges, and more recently with enormous help from Matt Reyna and (even more recently) Reza Sameni. In 2022 the Challenges were renamed ‘the George B. Moody PhysioNet Challenges’ in honor of George’s key role in developing and (almost single-handedly) running the Challenges.

The Challenges have been critical to spurring the development of novel databases, including handheld ECGs for identifying atrial fibrillation [12], multimodal waveform databases for predicting sepsis or coma outcome [13, 14], and joint ECG image-signal databases for digitizing paper ECGs [15]. The accompanying publication that describes each Challenge often receives hundreds of citations in the immediate years following the event, despite the relatively small community of engineers, clinicians and data scientists who are able to dedicate the substantial time required to participate in each event. Typically, approximately 100 teams, averaging four members each, collectively devote tens of thousands of hours to a problem.

In addition to the rich new datasets that these Challenges generate, the variety of solu-



tions, and the focus of the field on a particular unsolved problem, the PhysioNet Challenges are unique in several ways, when compared to other competitions:

1. We advocate for the development of algorithm performance metrics that account for clinical context and health care system capacity [16]. For instance, in 2025, the Challenge introduced a metric that reflects the downstream capacity of the regional health system in Brazil to perform a definitive blood test [17].
2. Suggest rewording: The Challenges evaluate submissions on a fully sequestered, independent test dataset that is never released to participants. Although similar in structure to the training data, this sequestered test set mimics real-world deployment, in which algorithms are *always* applied to previously unseen data that may exhibit different statistical properties. We therefore encourage teams to think about ways in which their algorithms might fail (e.g. when formats change slightly), and to build in safeguards.
3. Each challenge includes an initial 4–8 week beta-testing phase during which teams must submit at least one entry (at most five) to qualify for a prize. This “unofficial” period allow us to validate the submission infrastructure, verify that evaluation metrics work as intended, and catch bugs, edge cases, or ambiguities before the official competition.
4. The number of entries on the public data are limits to 10 (plus the 5 from the beta test period). This prevents probing and attacks on the validation data. While this may not help a team in the short-term, it would waste everyone’s time by tricking them into believing this was a useful approach.
5. Training and test time are limited to a reasonable level, to ensure equitable competition between teams / no strong advantage to heavily resourced groups. (We value innovation above raw compute, since the Challenges are focused on discovering novel solutions to

intractable problems that reveal an understanding of the underlying problems and solutions. Raw compute can produce a lack of intuition as to why the solution was useful, and this diminishes its long-term value to the community.<sup>2)</sup>

6. We require teams to submit both the trained model/solution and the training harness for the code, and we test to see if the code is actually retrainable to produce the same results. It's shocking that most code posted on the internet (or posted with publications) tends to be the trained model. This significantly reduces the utility of any code.
7. All teams are required to submit a four-page scientific article, which we review for accuracy. The article must document the science behind the technique the team submitted, and identify novelty, key issues, and any conclusions they can draw from their work.
8. All teams are required to attend a meeting to publicly defend their approach, and discuss commonalities, differences and new ideas with other challengers<sup>3</sup>.

The output of the Challenges is a variety of repeatable and well-documented approaches to the problem. It is not the 'winner' that matters, as the top 5 or so algorithms are usually highly similar in performance, but rather the range of methods used to solve the problem that matter, and the themes that emerge.

In this way, we have evolved the notion of an open access database initiated by PhysioNet, where the code and data are two parts of a whole (aims 1 and 2 of the grant), into a group dynamic where the community creates the documentation, shows others how to use the data,

---

<sup>2</sup>I'm not arguing that we should refrain from building large models to solve problems, but rather that it's better to understand the problem and develop innovative approaches before we throw the kitchen sink at the problem.

<sup>3</sup>Usually this meeting is in person, although in recent years we have tried to make this online to improve access for those that cannot travel due to physical, economic, or political constraints.

discover errors in the data (and metrics) as they attempt to solve the problem over a 6+ month period, and ultimately documents the best approaches.

## 2.3 Comparisons with other open biomedical data initiatives

Records of prizes and competitions can be traced back to theatrical festivals in ancient Greece (circa 530 BC), like the Great Dionysia in Athens, where playwrights competed for ivy wreaths and other honors, and athletic games like the Olympics, featuring contests in running, wrestling, music, and poetry, with prizes ranging from olive oil amphorae to bronze tripods. These competitions served vital religious, social, and political purposes, honoring the gods, fostering a shared identity beyond city-states, celebrating human excellence and physical/artistic skill in preparation for war/warning enemies, providing communal entertainment, and providing role models to inspire others. Modern data science competitions share some of this history, at times creating shared identities in research communities, and inspiring others to excel. However, they also seek to build new innovations and push the field forward in very specific ways.

The late Italian Renaissance in the 16th and 17th centuries saw an upsurge in intellectual contests in Europe. For example, there were many ‘Mathematical Duels,’ whereby mathematicians challenged rivals with sets of problems, leading to public debates and significant career boosts for winners<sup>4</sup> However, formal, large-scale challenges with significant financial prizes became far more prominent in the 18th century. This included the 1714 Longitude Prize in the UK, where up to £20,000 (£2-3 million in today’s money) was offered for a reliable method to determine longitude at sea, crucial for safe navigation. The French Academy scientific prizes were also notable at this time, with Euler winning in 1748 for his work on modeling the three-body problem (specifically, the orbits of the Sun, Jupiter, Saturn).

---

<sup>4</sup>e.g., in 1697 Bernoulli challenged the scientific community to solve the Brachistochrone problem (fastest descent curve), which Newton solved overnight. This was a famous example of high-stakes problem-solving in the era, though not a formal prize contest.

While biomedical solutions (such as the invention of vaccines) have received awards, such as the Nobel Prize, there it was not until the end of the 20th Century that we started to see specific public biomedical competitions. PhysioNet, and its international Challenges, along with GenBank, are the oldest biomedical open access and biomedical data science initiatives. Since their inception, there have been several entities that have, independently, enriched the research community in many related areas. This section briefly surveys some of the key initiatives and identifies commonalities and differences. In particular, Table 2 summarizes the key data science competitions. For the sake of brevity, I’ll focus on three key comparisons: the Knowledge Discovery in Databases (KDD) Cup (as the first data science competition), the Kaggle competitions (as the best known), and the Sage Bionetworks DREAM Challenges (as the only other comparable *biomedical* challenge platform).

### **2.3.1 The KDD Cup**

The oldest and perhaps the most prestigious data mining competition is the KDD Cup, which began in 1997, and is held annually in conjunction with the ACM SIGKDD Conference on Knowledge Discovery and Data Mining. In contrast to the biomedically-focused PhysioNet Challenges, the KDD Cup focuses on business and industrial applications, featuring massive industrial datasets from sponsors like Alibaba, Baidu, or Tencent. The first KDD Cup focused on direct marketing for lift curve optimization, although problems are typically “Click-Through Rate” prediction, graph mining, or anomaly detection. Similar to the PhysioNet Challenges, participants are encouraged to publish their work and present at the associated conference; however, presentations are typically limited to winning teams, and workshop papers frequently do not appear in the official proceedings. Prizes tend to be in the \$30-50k range.

### 2.3.2 Sage Bionetworks DREAM Challenges

The only other dedicated biomedical challenge platform comes from the Sage Bionetworks team (founded in 2009) and the Dialogue on Reverse Engineering Assessment and Methods (DREAM) project (founded in 2006). The first set of network inference challenges (DREAM2) took place in 2007, and in 2012 the two groups teamed up to launch the Sage Bionetworks-DREAM Breast Cancer Prognosis Challenge. From then on, the collaboration has led to more than 60 challenges. The Sage Bionetworks DREAM Challenges focus on aspects of systems biology, personalized medicine, and cancer research that complement those emphasized by the PhysioNet Challenges. DREAM emphasizes scientific reproducibility and privacy (due to the difficulty in deidentifying the type of data involved), where participants often must submit Docker containers that can run on independent infrastructure to verify results. The scale of the compute required for the challenges can be considerable, as are the prizes, at times (being anywhere from zero to \$100,000). Only the winning entries are required to open source their code.

### 2.3.3 Kaggle

Founded in 2010, Kaggle is probably the best-known platform for data science and machine learning competitions, datasets, and community learning. Although Kaggle does not focus in one specific area, it has hosted many biomedical competitions, with a cumulative registered user base of 28.5 million users by the end of 2025 [18]. As such, Kaggle is likely to have reached a significant number of individuals in our field<sup>5</sup>. Following its acquisition by Google in 2017, Kaggle was integrated into Google Cloud, giving users access to a scalable, supported computing infrastructure that eliminated the need for their own local computational resources. FeiFei Li noted that this acquisition lowered the barriers to entry to using

---

<sup>5</sup>although recent experience running a challenge [19] indicates that many of the most engaged in the forum do not have much biomedical domain knowledge, at least in the challenge’s focus topic. Nevertheless, the engagement has been extremely useful, helping to identify many potential solutions.

AI tools such as TensorFlow [20]. (Due to the US Office of Foreign Assets Control (OFAC) policies, some communities are excluded from the platform, including those residing in countries or regions subject to the United States or United Nations Security Council sanctions.) Another rationale for the purchase might have been Google’s access to the large pool of users, many of whom have excellent skills in machine learning. Despite initial concerns that Google’s intent was to absorb large volumes of code and data to train internal tools, there appears to be no explicit evidence that this is the case, and Kaggle has retained a strong reputation as a benchmarking platform. In fact, the Kaggle Terms of Service and Privacy policy explicitly protects users’ code and IP and doesn’t grant a license to user’s code to do anything other than run competitions (and high-level analytics, or troubleshooting). No private code or data is therefore used for any training.

There are several important differences between Kaggle and PhysioNet databases and challenges. PhysioNet employs a rigorous review process prior to accepting data. Contributors must have generated the data themselves and must provide appropriate institutional review board (IRB) approval and other required permissions. In contrast, Kaggle allows users substantial discretion over data format, quality, licensing, and provenance, with relatively limited oversight. While this flexibility facilitates rapid data sharing and dissemination, which is often beneficial in the spirit of openness, it can also result in incomplete, poorly documented, or incorrect versions of datasets <sup>6</sup>. A further distinction is that PhysioNet Challenges and most datasets are accompanied by one or more peer-reviewed publications describing the data in detail, along with code demonstrating appropriate data usage. In many cases, PhysioNet Challenges also generate new datasets or augment existing ones by providing additional baseline code and information. Additionally, PhysioNet Challenges require all competing teams to submit open-source code that executes on sequestered test data

---

<sup>6</sup>Of note, the data for Kaggle “Feature” competitions also undergo a review process with active involvement from the organizers/

and is fully retrainable both on the original training data and new datasets.

Another key difference is in the number of attempts allowed on the training and validation data. The PhysioNet Challenge allows only 10 entries, and then the teams must choose one of these entries to run on the hidden test data. Kaggle competitions allow at least 2 attempts on the training and validation data every day (and typically 5-10, although up to 100 a day is possible in some competitions). With competitions lasting around 1-3 months, this has the potential to lead to overtraining on the validation data because each entry can be thought of as an outer training loop. Additionally, with anything from 10,000 to 100,000 entries, there is a significant chance that a random approach, which isn't generalizable, could be lucky enough to score well on the validation data. Never-the-less, it's important to note that several of the Kaggle teams do open source their entries in some form (particularly the higher performing ones), and post blog-like descriptions of the code, which can help the research community to assess generalization at a later date.

To be clear, the KDD Cup, Kaggle, Sage and PhysioNet competitions all have a hidden/private data set. In the case of the PhysioNet and Sage Challenges, there is a separate test set on which each team may run their algorithm only once (or sometimes twice, in the case of the Sage Challenges). For the PhysioNet Challenges, teams must choose what they consider to be their best entry from their 10 submissions. Usually, teams choose the algorithm which achieved the best score on the validation data, but sometimes a team will choose one that they feel would generalize on the test data more effectively. This demonstrates how the best scoring algorithm is not always the best. Both platforms present advantages and disadvantages. Second, we do not publish the validation or test data after the conclusion of the Challenge to prevent publications overfitting on them and claiming excessive performances. Some competitions provide public access to these data after the end of the event. For the PhysioNet Challenges we do not post these data to prevent authors inappropriately claiming excessive performance compared to the Challenge winners. We do, however, allow

teams to have another chance at the test data post-Challenge, on the condition that the team sends us a draft journal publication and where they plan to submit it, together with a description of how they have modified their code to address issues raised in the Challenge.

In an interesting experiment, we are now partnering with Kaggle to explore some of the advantages of the platform, and this will be reported in a future publication. There are three key reasons for this: 1. To reach a wider and different audience; 2. To gain experience in how another platform runs their challenge, and perhaps provide ideas to improve our own; and 3. to enhance the prizes offered. In the next section, I briefly explore the reasons and incentives for individuals to enter public competitions, and PhysioNet’s philosophy about prizes.

## 2.4 Prizes and Incentives

There is a growing body of work which indicates that competitions, when thoughtfully implemented, can help drive innovation and improve access to resources for researchers outside of the traditional research and industry centers, serving as a scalable alternative to conventional funding models [21, 22, 23, 24]. A recent report from the Lever for Change<sup>7</sup> examines how structured competitions not only attract participants from many different fields but also foster transparency and equity in philanthropic funding models [25]. The organization’s CEO also notes that competitions can democratize opportunities by reducing traditional gatekeeping in grantmaking, enabling smaller organizations to compete on merit rather than connections [26].

The size of a prize seems to correlates with participant effort and creativity in economic contexts [27], and can significantly influence technological innovation outcomes, suggesting that larger incentives can accelerate breakthroughs [28]. However, the ‘dose:response’ of the

---

<sup>7</sup>A philanthropic nonprofit which incentivizes bold solutions by connecting donors with impactful organizations.



prize seems to be field and competition-specific, and evidence for exactly how large a prize should be to have the maximum return on investment (ROI) in any given biomedical field has yet to be determined. One notable study by [29] challenges the traditional view that larger awards always attract more participants. The authors provide evidence that while a large award increases the subjective value of a contest, it simultaneously decreases a solver’s expectancy of winning due to perceived higher competition and the presence of “super-star” solvers. This tension results in an inverted U-shaped relationship, meaning moderate awards—rather than very small or very large ones—maximize the number of participants. They found that a total prize of between \$1700 and \$2000 is optimal.

For the PhysioNet Challenges, we have considered the size of the prizes to be the least important incentive. In fact, prior to this publication, we have never publicly divulged the prize ranges that we have offered, even on the rare occasion when directly asked. As a result, generative AI quotes us as offering no financial prizes, which is incorrect, as we have consistently provided cash prizes in multiple categories, from several hundred to several thousands of dollars, depending on the challenge, and the sponsorship.

As noted in the previous section, cash prizes for public competitions run from nothing, to several millions of dollars, but are typically a few thousand to a few tens of thousands. These prize purses are often split between several teams. Kaggle, in particular, has an interesting tier of competitions, with varying prize levels. These are:

1. Getting Started/Research Competitions: These generally offer no cash prizes or points, focusing instead on learning or working on experimental problems.
2. Community Competitions: These competitions, hosted by community members, can offer total prize pools of up to \$10,000.
3. Featured Competitions: These attract top experts and often have significant prize funds, typically ranging from \$25,000 to over \$100,000 in total, with first-place prizes

often in the tens or hundreds of thousands of dollars.

4. Grand Prizes: Specific, high-stakes competitions, such as the recent AI Mathematical Olympiad or Konwinski Prize, offer substantial grand prizes (often contingent on reaching a specific performance threshold) that can bring a single winner’s total winnings to over a million dollars if highly ambitious goals are met.

However, while cash incentives help bring users to a platform, it is not clear that the quality of the solutions to the problem are related to the size of the purse, since it is clearly a function of both the topic and the parameters of the competition. Nevertheless, [29] identified three advantages of a large number of participants: 1. Solution Diversity: A larger crowd size increases the diversity of solutions created, which is critical for solving complex or distant innovation problems; 2. Quality and Quantity: Larger participation generally leads to a higher quantity and quality of creative solutions, increasing the chance of a *breakthrough* outcome for the domain; 3. Market Speed: By leveraging a diverse crowd, the industry can move through typical product development cycles significantly faster than they would with internal teams alone. It’s important to note that their analysis didn’t include any competitions in the medical domain, and were limited to those with total prizes of \$4,000 or less. The form of the curve may therefore change beyond this, especially at the extremes.

A classic example of the impact of an extremely large prize pot is the 1996 Ansari XPRIZE, which offered (and in 2004, awarded) a \$10 million prize to the first non-governmental team to launch a reusable, three-person spacecraft to 100 km altitude (space) twice within two weeks. Over \$100 million was invested by the teams that competed, and this spurred a \$1.7 billion total private investment into the sector. So the ROI could be thought of as 10:1 or 170:1, depending on how you count the output. However, this is only part of the story. This also led to four other key outputs, vital to the target of commercializing low-orbit

spaceflight, to relieve the taxpayer of fully supporting this industry:

1. Industry Creation: Directly led to the formation of Virgin Galactic (focused on commercial space tourism) and inspired SpaceX, fundamentally shifting low-orbit space exploration/service from government-only to commercial.
2. Cost Reduction: Dramatically lowered the cost of putting mass into space, from tens of thousands to potentially tens of dollars per kilogram, opening new economic opportunities.
3. Validation and Mindset Shift: Proved private suborbital spaceflight was feasible, overcoming government skepticism and paving the way for new regulations and a burgeoning space economy.
4. Long-Term Impact: The success appeared to validate the X-Prize model, leading to other large-scale prizes (like Carbon Removal, Healthspan), that tackle global challenges with similar leverage.

Of course, every problem is different, and the notorious failure of the 2012 Qualcomm Tricorder (Health) XPRIZE to replicate this success, is a case in point<sup>8</sup> No team met all the \$10 million grand prize requirements within the given timeline. Although a reduced total of \$3.6 million was split between the top-performing teams, the result had little impact. The high-profile *Scanadu Scout* device, which emerged from the competition and broke an Indiegogo funding record, ultimately failed because it did not receive necessary FDA approval as a medical device. The company subsequently discontinued the product. While the XPRIZE Foundation states that the competition spurred significant innovation, attracted over \$420

---

<sup>8</sup>Inspired by Star Trek's Tricorder device, teams were challenged to build a lightweight portable self-contained device, able to continuously record and stream the 5 main vital signs: blood pressure, heart rate, oxygen saturation, respiratory rate and temperature, and autonomously diagnose 13 medical conditions (12 diseases and the 'absence of conditions'), including anemia, atrial fibrillation, Chronic obstructive pulmonary disease, diabetes, leukocytosis, pneumonia, otitis media, sleep apnea, and urinary tract infection. The contest rules focused more on diagnosis versus monitoring or treatment of medical conditions.

million in external investment, there has been little change in the medical device landscape since then. The reasons for this are complex. Perhaps the Qualcomm Tricorder XPRIZE was too ambitious<sup>9</sup>, or the targets were misaligned with the desired impact. One key reason for the disparity in impacts is the asymmetry in regulation. The health industry is far more regulated than the space industry as it has been around longer, and errors could potentially negatively impact far more people.

So while it is probably reasonable to state that extremely large prizes *may* spur an industry to innovate faster than it otherwise would have, this is not always the case. The impact of competitions with smaller cash prizes can be even more equivocal, since it is harder to measure their direct impacts. In 2020, the US Congress published a detailed note on Federal Prize Competitions [30]. It noted that “the use of prize competitions by the federal government has increased significantly since the passage of the America COMPETES Reauthorization Act of 2010, which encouraged the use of prize competitions by providing the head of any federal agency with the authority to carry out prize competitions that have the potential to stimulate innovation and advance the agency’s mission.” The total amount of prize money offered by federal prize competitions increased over time from \$247,000 in the 2011 fiscal year, to over \$37 million in the 2018 fiscal year, with the median prize having increased from \$34,500 to \$80,000 in the same period. In addition, they noted that “According to the Office of Management and Budget and the Office of Science and Technology Policy, prize competitions benefit the federal government by allowing federal agencies to (1) pay only for success; (2) establish ambitious goals and shift technological and other risks to prize participants; (3) increase the number and diversity of individuals, organizations, and teams tackling a problem, including those who have not previously received federal funding; (4) increase cost effectiveness, stimulate private-sector investment, and maximize the return

---

<sup>9</sup>I was invited to join several teams, but thought the target was obviously impossible, and so politely declined those offers.

on taxpayer dollars; and (5) motivate and inspire the public to tackle scientific, technical, and societal problems.” Importantly, though, the report noted that “Despite an increase in the use of federal prize competitions, there is limited information on their effectiveness and impact in spurring innovation and providing other potential benefits to the federal government.”

Indeed, measuring output of Challenges is extremely difficult. For the PhysioNet Challenges we consider the following outputs to be meaningful measures of success: the number of open source software repositories addressing the problem, the accompanying scientific articles describing the approaches, the quality of the new dataset and its potential to transform the field, the number of subsequent patents, the number of citations that the Challenge receives (including patents), the number of grants and internally funded company units that use the data, and the requests for access to the hidden test data. The latter indicates that challenge teams have taken on board the importance of testing on a new standard set of data that was unavailable to the public. Of course, these metrics are not always easy to collect, and we often have to underreport our impact.

In section 5.4, I propose an alternative approach to awarding cash prizes, adding conditions of what the winners must do with the newly acquired resources to push forward the field, focusing particularly on reusing the outputs of the competitions (both data and code) to ensure that talented researchers continue to innovate beyond the end of the challenge and contribute back to the commons. This new proposal also allows us to measure the downstream impact more accurately.

### 3 Tutorials, publishing, trust, and misaligned incentives

The world has changed enormously from the early days of the open-source/open-access movement in the 1980's and 1990's. Rapid improvements in high-speed network connectivity, large storage capacity and high-performance computing have catalyzed the desire to extract and use vast quantities of data. PhysioNet has led the way through a series of MIMIC databases (I-IV, so far), among others. Code sharing has exploded through Github, and many labs share their code as a matter of course. But there has been a resistance to this openness, as well. Despite government and funding entities' mandates to share data generated from research they have funded, most publications fail to share the data and/or code necessary to replicate the described experimental results. To some extent, publishers are to blame for failing to reinforce this - most just pay lip service to the idea. (You might blame the reviewers for not testing the code, and they do share some responsibility, but when reviewers work for free, and are overstretched, it's hard to ask them to shoulder the responsibility.)

Indeed, the publishing industry has a lot to be blamed for. It is not uncommon to see egregious profit margins that exploit authors, reviewers, editors and the funding agencies, that all provide services and products for free (or sometimes even pay to give away their intellectual products and hard work). Many journals that began as not-for-profit open access initiatives have been purchased and turned into for-profit journals, with concomitant large increases in the cost to publish. To a limited extent, the explosion of preprint sites has mitigated some of these harms, but the lack of peer review (and sometimes the lack of effort by the authors to push the article through peer review and update the preprint with the peer-corrections) has led to a cacophony of articles, of highly varying quality. It is a long way from the original LAN-L arXiv server, where quality was driven by the desire to do good

science and avoid embarrassing oneself in front of our colleagues. The volume of articles you published, or your H-index (invented in 2005) did not matter, and scientific discovery was less cut-throat and profit-focused.

But perhaps the most concerning issues today involve the parallel distrust in science and the desire to create ever increasingly complex and larger models, whatever the cost. PhysioNet continues to address these issues. By creating software to accompany the data, we generate examples of truly repeatable science. In addition, through the PhysioNet Challenges, we provide a gold standard for repeatable AI and evaluation of algorithms, as described in section 2.

The question of how many resources should we throw at a problem is a tricky one. The current zeitgeist aligns with ‘bigger is better’, but this has multiple drawbacks, as we describe in section 4. PhysioNet is, again, continuing to address this, through our publication of highly efficient signal processing algorithms, and the computational limitations we impose during the Challenges. There are also recent trends towards rediscovering many signal processing frameworks (such as the Kalman filter, [31]) through machine learning. While it is interesting to imagine we can skip the meticulous hand-crafted design of the old approaches, and just optimized parameters (both in terms of number and value) using ML, there is something to be said for the old ways, including the ability to ensure stability, for example. Perhaps as importantly, in the area of medicine, it is the improved interpretability, much faster execution, the need for less training data, and the ability to deploy them in real time.

The current incentives in academia and industry tend towards quantity, rather than quality, which is leading to breakdown in trust. The public don’t trust our scientific articles, and cherry pick when they do ‘their own research’. One might argue that open access has helped driven that - democratization of access to data doesn’t create more knowledge if you are not trained in how to distinguish the truth from fiction. Perhaps, as a community, we need to translate PhysioNet tutorials into well-curated general public science tutorials. Just

today, while I was finally putting in enough time to finish this article off, I received an odd email while writing this article from ‘academia.edu’, linking me to an AI-generated podcast of one of my papers. It wasn’t terrible, but of course, it wanted money for me to share it. The entity that generated it describes itself as *a commercial social networking site for academics to upload and share research papers, build professional profiles, and connect with other researchers*. It is not a university or academic institution, despite its use of the .edu, which it obtained before the restriction on .edu domains was put in place. This was the first time, in the 35 years I’ve been using the academic network, that I have come across a non-academic institution using the edu domain. It was exquisite timing for a company to send a promotional email that implied it represented an academic entity, offering to use AI to automatically productize research I posted for free, and then sell it back to me. Irony aside, it makes me think that this might actually be a good use of AI - LLMs are actually very good at reworking text and tuning it to be well-received at varying educational levels, if we can curate it effectively. Sadly, academia.edu provided no option to improve the product and help me refine it into something I felt really represented my research. The opportunity is out there, though.

## 4 Recent Developments using ‘AI’

The confluence of high performance computing, deep learning and large ECG databases (hundreds of thousands to millions of recordings) has led to a gold rush in the field, with optimistic claims of ‘cardiologist-level’ diagnostics abilities, and prescient predictive abilities. There are too many to cite, and singling out any single article would be an injustice, since there is no single work that seems to stand out. Even more recently, the success of large language models (like ChatGPT) has spawned a trend for foundation models across many health data fields.



Before discussing this perspective, it’s important we define what a foundation model is, at least for this article. IBM defines them as:

*”Models that are trained on a broad set of unlabeled data that can be used for different tasks, with minimal fine-tuning ... [and] using self-supervised learning and transfer learning, the model can apply information it’s learned in one situation to another.” [32]*

This might be somewhat too broad a definition though, and what exactly is meant by unlabeled is unclear. An autoassociative network is designed to reconstruct the input, and is therefore truly ‘unlabeled’, and a language model that is designed to learn the next word in a sequence is similar. A model trained on a specific task can still generalize to many other tasks when the training data exhibit broad physiological variation. For example, an ECG foundation model trained to predict chronological age may learn representations reflecting diverse cardiovascular characteristics. Although chronological age is an imperfect surrogate for cardiac health, sufficiently large and representative training data spanning wide physiological diversity may enable the model to capture meaningful structure across the signal, allowing that structure to transfer effectively to other tasks with fine-tuning.

For the purposes of this discussion, I think it’s useful to define two classes of large and generalizable models:

**Weak foundation model:** *A machine learning or deep learning model trained on diverse data to support application across a wide range of downstream tasks. The term is often used in reference to large AI models, although foundation models are more precisely defined by their general-purpose adaptability rather than size alone. [33].*

**Strong foundation models:** *A ‘general-purpose AI’ or ‘GPAI’ system. These are capable of a range of general tasks (such as text synthesis, image manipulation and audio generation. Notable examples are OpenAI’s GPT-3 and GPT-4, foundation models that underpin the conversational chat agent ChatGPT [34].*

Here I use ‘weak’ and ‘strong’ not to mean ‘bad’ or ‘good’, but rather to mean ‘relaxed’

or ‘stringent’ definitions, as in weak and strong stationarity. In general, I don’t think any publication has come close to a strong foundation model in cardiology. Even the current array of weak foundation models are lacking key additional characteristics in order to be thought of as a foundation model. For one, models have not yet been trained on data spanning a sufficiently broad geographic range. Available data come primarily from a handful of datasets in the United States, one or two from Europe and China and a single dataset from Brazil. It’s difficult to imagine that these databases, skewed largely to middle-aged populations in the East Coast of the USA, represent all of humanity. In particular, much of South-East Asia and all of Africa are entirely absent from any models published to date.

Even if we address these issues, we are still a long way from achieving a *strong* foundation model in cardiology capable of a wide range of tasks, such as recommending the next test or medication. There have been a few attempts to incorporate clinical data, and some that have addressed multimodal models (e.g. echo plus ECG), but nothing is particularly convincing as a strong foundation model just yet. In particular, current models fail to demonstrate that the pretraining on large datasets before transfer learning lead to significant performance improvements over just training a more suitable model on the target domain.

There have been some attempts to incorporate clinical data, and others have explored multimodal models (e.g., echocardiography combined with ECG), but none yet provide convincing evidence of a strong foundation model. In particular, current approaches have not demonstrated that pretraining on large datasets prior to transfer learning yields meaningful performance improvements over training models directly within the target domain.

## 4.1 Foundation and Empire - the New Colonialism or Democratization of ML

I’ve already argued that we lack a large enough diversity in our datasets to make appropriate foundation models. We might argue that the very latest datasets [35, 36], which draw on diverse populations in the USA and Brazil, are sufficient, but there are many social and structural factors that mean that Africa, Asia, and Latin America are still vastly under-represented in our databases.

Perhaps just as importantly, the researchers working with these data are primarily drawn from Europe and North America, reflecting structural asymmetries in the global distribution of AI expertise and influence. Beyond implications for equity in employment and commercialization, this concentration risks introducing blind spots in model design and in the prioritization of diagnostic or therapeutic targets [37].

Another key issue we face in developing Foundation models is the barrier to entry resulting from the enormous computing power required to build large models. Access to local high-performance clusters or centralized cloud-based infrastructure has become the primary pathway for building such models. Instead of democratizing access to data, as was the intent of the pioneers in this field (such as Mark, Moody and Goldberger), this trend risks concentrating innovation in the wealthiest institutions. Moreover, even if access is made free, the access becomes meaningless without the finances to run large-scale computing on the data. (Here I mean free as in ‘free beer’, in addition to ‘open’ or free as in ‘free speech’, to paraphrase Stallman and others at [38].)

## 4.2 The Carbon Footprint of Success

The elephant in the room with foundation models is their carbon footprint. Training GPT-3 generated 552 ton of CO<sub>2</sub> (tCO<sub>e</sub>) and ChatGPT has more than 13 million users per day with

5 questions each, so 65 million queries would generate 30 tCO<sub>e</sub> per day or 0.5 gCO<sub>2e</sub> per query [39]. GTP4 cost 10 to 100 times as much to train (\$100 million), and although training has become more efficient, the carbon footprint is likely to still be an order of magnitude larger [40].

The enormous datasets and rich data has provided something of a perverse incentive to use ‘inappropriate’ ML models. In other words, we see teams shoehorning off-the-shelf methods that were developed for a qualitatively different problem, without doing something innovative with the architecture or cost function, or otherwise trying to adapt the models to the problem. A majority of the PhysioNet Challenge entries now use deep learning toolkits, and adapt imaging models and LLMs, which are consuming data (and energy) to compensate for a lack of signal processing or domain knowledge. Asymptotically, these approaches may outperform signal processing, but at a significant cost and with a significant potential to identify false (and dangerous) features <sup>10</sup>

We cannot close Pandora’s box, and perhaps we don’t want to, but we do need to be more thoughtful about how and when we train large models on our vast quantities of data, how and when the models are used, and how data are collected. The developments in distributed learning and edge computing hold enormous promise for energy efficiency, privacy preservation, and the empowerment of healthcare workers in the most remote regions, where AI has the potential to have the most impact.

---

<sup>10</sup>Typical examples of such features are energy peaks in non-physiological spectral regions that are present in an external database used to augment a particular class, but which isn’t always present. Such artifacts can arise from differences in acquisition hardware or filtering pipelines. A programmer unfamiliar with ECG hardware, and the typical spectral bandwidth, might naively assume these datasets are sufficiently comparable. In reality, all hardware and recording systems have different spectral signatures. Something as simple as a 50 Hz (instead of 60 Hz) mains spike, or a strong baseline wander in a particular database, can become an erroneously triggering feature. While this can be addressed in the judicious choice of a rich enough training and test dataset, the programmer may not have the insight or luxury to do this appropriately.

### 4.3 A Quick Aside on Interpretability

There's an argument against complex and deep models - that we'll never understand how the classification or predictions are made. I think this is probably overblown. I am not sure if there's a single person who can explain how any commercial cardiology algorithm works. Since the algorithms have been modified countless times by so many individuals over so many years, no one person has a complete understanding. The only code I can really explain is the QRS detector and neural network I wrote from scratch in C during my PhD. But that was just me working on that, and I had to think about every operation and memory allocation. I spent time to understand every library I used from 'Numerical Recipes in C', poring over it line by line. After that, I mostly wrote in higher-level languages using many built-in functions. While such languages allow researchers to rapidly develop solutions, it has also led to a lot of sloppiness in the use of inappropriate default settings in functions that people don't take the time to understand. Recently, I rewatched the original Jurassic Park with my children, and this reminded me of the lines spoken by Jeff Goldblum as the 'chaotician', explaining the hubris of bringing back dinosaurs [41]:

*You know what's wrong with scientific power? It's a form of inherited wealth. ... Most kinds of power require a substantial sacrifice by whoever wants the power. There is an apprenticeship, a discipline lasting many years. ... you have to put in the time, the practice, the effort. You must give up a lot to get it. It has to be very important to you. And once you have attained it, it's your power. It can't be given away: it resides in you. It is literally the result of your discipline. Now what is interesting about this process is that, by the time someone has acquired the ability to kill with his bare hands, he has also matured to the point where he won't use it unwisely. So that kind of power has a built-in control. ... But scientific power is like inherited wealth: attained without discipline. You read what others have done, and you take the next step. You can do it very young. You can make progress very fast. There is no discipline lasting many decades. There is no mastery: old scientists are ignored. There*

*is no humility before nature. There is only a get-rich-quick, make-a-name-for-yourself-fast philosophy. ... And because you can stand on the shoulders of giants, you can accomplish something quickly. You don't even know exactly what you have done, but already you have reported it; patented it, and sold it.*

It's easy to dismiss the older generation as Luddites, fearing change. To be clear, I embrace change. I'm looking forward to seeing improvements in vibe coding that accelerate our ability to implement. However, I hope this doesn't come at the cost of sloppy code, and as long as we build in the right unit tests and debugging processes, and continue to teach fundamentals of signal processing, I think we'll be fine. I just hope we don't spoil ourselves with inherited wealth.

## **5 The Future? Large Models, Public Data and the role of PhysioNet and public other resources**

Speculating about the future is always going to lead an author open to ridicule from the inevitable forecasting errors. So I'll confine myself to what I think the future *should* look like, and why.

### **5.1 Large models**

It's obvious that the trend for large and foundation models isn't going to stop any time soon, even if the AI bubble bursts. They are just too useful. It seems likely we'll have a useful generalizable model for some domains (such as the ECG) in just a few years (or even months). But there will be some false starts, and we will need to call them out, and force their creators/owners to fix them. Building the right framework to do so will not be easy.

Hopefully, the usual interplay between industry and open academia will enable this,

to some extent. Industry is already beginning to rush in, with bold and brash startups, promising a lot (perhaps way too much). This is the roller coaster society has built for itself. Whether we like it or want it, it is hard to avoid. I for one am up for the ride. I fell in love with the promise of neural networks in the mid-1990s, and I banged my head on small databases, slow processors, and tiny memory footprints, learning to develop intuitive feature engineering approaches and kernel tricks while embracing the beauty of electrical engineering. I could taste the promise that was 25 years away.

However, we're still not 'there' and we have an imperative to collect more diverse datasets. Significant holes in public data remain, failing to reflect the diversity of humanity, particularly with sparse sampling of Asian and Latin American populations, and virtually no representation from Africa. The Global Majority rarely appears in our algorithms. That may be politically out of favor in some places these days, but it doesn't negate the scientific imperative that foundation models should sample the full breadth of humans.

Just as importantly, we need to build more diverse teams and promote Global Majority researchers, to prevent group-think. Moreover, governments need to ensure that we don't enact a new age of colonialism. That is, we need to ensure that the Global South controls its data for commercialization, so that its populations directly and substantially benefit from the potential profits of its own data.

Finally, we need to be more thoughtful about how and when we train large models on our vast quantities of data, how and when the models are used, and how data are collected. The developments in distributed learning and edge computing hold enormous promise for energy efficiency, privacy preservation, and the empowerment of healthcare workers in the most remote regions, where AI has the potential to have the most impact.

I'll end this section with a counterpoint. Multimodal databases enable multimodal foundation models, which are becoming more and more powerful. We will rapidly move beyond text plus ECG, to add ultrasound, and other imaging, social determinants of health, and

many other medical or meta data. Eventually this will include non-medical data such as emotional expressions during daily living, location, movement, and social interactions. These will take enormous efforts, and the costs may turn out to be prohibitive in my lifetime, or at least until the next unpredictable revolution in algorithmic efficiency, of course<sup>11</sup>.

## 5.2 PhysioNet and the Public Good

However, there is an emerging danger for public resources, on which much of the innovation in our field has relied. As government funding is stripped away, the question on how to maintain the access to data emerges. It costs substantial time, effort and money to collect, upload, host, serve (download) and curate the data. Historically, PhysioNet has both acquired and generated data, but the cost to generate large volumes of data is increasing and the effort to curate complex and large clinical or biological data is prohibitive.

Effective data curation requires supporting meaningful use rather than merely providing access. Historically, this has been achieved through the development of tutorials, novel signal analysis methods and open-source software that enable the extraction of information from the datasets (Aim 2 of the PhysioNet grant). It has also been advanced through organized Challenges (Aim 3), which can expose important limitations of the data through both internal validation and community-wide evaluation, effectively crowdsourcing technical scrutiny of the resource.

But this is not enough these days. The internet is awash with code and data, and it's hard

---

<sup>11</sup>I'm not optimistic about General-Purpose Machines Quantum Computing by 2035 or 2040, as is often optimistically predicted [42]. While I readily admit that I haven't done much Quantum Physics since the mid 90's, I do still try to keep up to date, and I'm a big believer in the Kahneman and Tversky's notion of the Planning Fallacy: the cognitive bias in which we tend to underestimate the amount of time, costs, and risks required to complete future tasks, even when we know that past similar tasks have taken longer than planned. At the same time, I'm a big believer in Amara's Law [43] in which we tend to overestimate the effect of a technology in the short run and underestimate its effect in the long run. i.e., we have a short-term over-optimism about AI and our capacity to invent new ways to overcome the limitations (power, capacity, cost), but we are perhaps underestimating the long-term transformative potential of the technology. Here I don't mean AGI or the Terminator, but rather something we cannot yet imagine in the more distant future.



to tell the wood from the trees. The research landscape has become an incoherent mass of preprints, GitHub repositories and poorly curated data that fail to pass the bar for replicable science. Even famous peer-reviewed journal articles have succumbed to the trap of profit over quality. When publisher’s profit margins approach 40%, amounting to billions of dollars every year, incentives to publish high-quality research are replaced by headlines, fashion, and untempered claims of ‘human-level diagnosis.’ Yet the code (and data, if posted in any meaningful way) rarely reflect the results in the publication, and are untrainable on new data. It’s not revolutionary to suggest that open not-for-profit public fora with meaningful scientific moderation and curation can address these issues. After all, I’m just describing how journals used to operate prior to the 1950’s. The subsequent explosion of scientific research and government funding led commercial publishers, led by figures like Robert Maxwell of Pergamon Press, to capitalize on the high demand for research and the dissemination of its products, transforming scholarly publishing into a highly lucrative industry.

As I’ve already noted, the PhysioNet Challenges are unique in many ways, but perhaps most importantly, they require the teams to enter code that is fully retrainable on the public training data. Coupled with the scientific publications, and annual meetings to discuss the results, the Challenges set a bar for repeatable scientific research. Unfortunately, each Challenge takes significant effort to run and, with increasing complexity, continues to increase in cost.

### **5.3 Sustainable Funding Models for Open Access Science**

There’s always the question of how we can sustain resources like PhysioNet. Either we must seek government funding on a continual basis, or turn the Resource into a fee-for-service entity. Both paths are difficult, and the latter requires a complex and ethically fraught approach to selling access to data, which is in some sense antithetical to the whole ethos on which the Resource was established. The Challenges offer a potential pathway forward,

since they have been designed to sequester test data for truly independent evaluation of each algorithm. We have long proposed that the Challenges’ data could serve as benchmark test sets run independently to generate standardized performance reports suitable for submission to regulatory bodies. However, we also recognize that implementing such an approach would likely require policy support or regulatory incentives, since commercial entities are likely to favor reporting performance based on internally curated data.

The NIH has continuously funded PhysioNet for almost 30 years, and we hope to continue that for many more. However, there are many offerings, although often far less coherent and focused, that offer access to code, data and competitions, and the burden of curating data is rising so fast that it’s almost impossible to do so properly. There are several approaches to addressing this. One possible model is found in Wikipedia, where a team of vetted community members curate and review the public information.<sup>12</sup> PhysioNet has long benefited from contributions by external research groups who bring domain-specific insight into their data. While such collaboration was once relatively uncommon, policies requiring data access upon publication and growing recognition of its importance for reproducibility have accelerated participation. Nevertheless, simply releasing static archives of data and code provides limited long-term value. A more effective model would support living datasets, i.e., resources that can be annotated, discussed, and refined by credentialed members of the research community. Rather than positioning any single group as the definitive authority, such a system would distribute stewardship while retaining editorial oversight to ensure quality and clarity. Editorial responsibility could be shared with the originating data authors and passed on to future domain experts.

Elements of this model already exist within the PhysioNet Challenges through community

---

<sup>12</sup>As an aside, it’s interesting to note that in 1999, the year PhysioNet started, Richard Stallman called for the development of a free online encyclopedia through the means of inviting the public to contribute articles. The resulting *GNUPedia* was eventually retired in favour of the emerging *Wikipedia*, which had similar aims and was enjoying greater success.

discussion forums and beta-testing phases, but the approach could be extended substantially with appropriate resources. Challenges could evolve into dynamic tutorial ecosystems that capture collective methodological insight. Emerging tools such as large language models may further help guide users toward relevant prior discussions and solutions, particularly given the frequency with which similar questions recur.

Another possible approach is to use AI to help enhance the curation of the data, providing a first-pass analysis of common issues.

### **5.3.1 Economic sustainability, democratization and equity.**

It's an open question of how large and diverse enough databases need to be to effectively train world or foundation models. Moreover, if we are to create truly generalizable models with equitable performance across humanity, then the data from the full spectrum of humanity need to be represented in the databases. Those that need to be represented the most (the global majority) are the least likely to have the resources to collect the data and be represented. When they are, it's often an outsider who funds and collects the data, asserting an implicit (or sometimes explicit) control over the use of the data. I believe we should be working with researchers in lower-resource areas to help secure funding that pays them to collect the data, manage it, and then choose how it is governed. By charging researchers from high-income regions (or organizations) for access, this can subsidize access for those who cannot afford compute or storage and help to support a research and industrial innovation ecosystem around the data. In this way, LMIC researchers can increase the likelihood that they are represented in foundation models and commercial systems without the associated extreme exploitation. With thoughtful application of licensing and co-development/knowledge transfer strategies, we can avoid a digital version of Henrietta Lacks [44]. Ideally we'd be able to create a way for the owner of the data (the person from whom it was recorded) to be able to 'lease' out the data to a pre-specified group of companies or users for a slice of the income it

generates. The data can remain encrypted, or at least private, in a centralized system. As far as I know, George Church’s whole genome sequencing company, Nebula Genomics, was the first to pioneer this business model in the biomedical domain. Of course, this doesn’t de-risk the chances of a company going bankrupt and the data being sold off as an asset, unless there is a strong legal framework to prevent it.

## 5.4 A Better Method for Allocating Grants?

There has been some attention paid to the bias of awarding of funding towards the incumbent well-funded researchers, and some controversy around whether this gives us value for money [45]. Although I’ve been very well funded, like many of my talented colleagues, I have personally felt like my best ideas have often gone ignored and been treated unfairly at review. As [46] note: “Too many US authors of the most innovative and influential papers in the life sciences do not receive NIH funding”.

It’s been 15 years since [47] suggested that we fund based on the potential of individuals to innovate, rather than on peer review of ideas. The current system stifles competition (when reviewers become territorial), and decreases innovation and risk (with program officers pressured to fund projects that seem the most likely to succeed with positive preliminary data). Yet the whole point of funding research in academia is to enable highly novel ideas and try out innovative pathways that industry would never risk. However, funding an individual (or a team) based on track record may exacerbate the advantages of the seasoned researcher with arguably too large a slice of the pie already. One way to address that issue is to focus the track record on the most recent results. I am proposing that we use the PhysioNet Challenges as a vehicle for awarding grants in the following manner:

- We tie the award of a prize for the top entries in a Challenge to a requirement to continue performing research on the Challenge data.

- The topic of the research could be almost anything.
- Teams would submit their proposal as a short form on the last day of the Challenge (or before).
- The Challenge organizers and a small team of domain experts would rate the top 10 scored entries for the novelty of their method (as described in their submitted research preprint) and the novelty of the proposed research topic.
- The top 3 teams rated teams (from this top 10 scored Challenge entries) would be awarded grants sufficient to fund one PhD student or postdoc for 2 years.
- After two years the awardees must submit any publications, code, results, and updated data/labels back to the Challenge organizers for posting publicly after one year (to give the teams a chance to submit their results for ongoing funding).

As I’ve already noted, so many public competitions do not result in any meaningful outcomes [48]. I hope the structure I have outlined in this article helps to ensure that the data continues to be used in innovative ways, and is built upon in the immediate aftermath of the Challenge - a critical period when so much is known about the data, and can easily be lost in the decompression that follows the intense finale.

## 6 Final Thoughts: TLDR

I realize this article is too long for today’s attention span, so I’ve summarized it here<sup>13</sup> as a list of 10 bullet points:

1. **Evolution of Medical Data Sharing:** I trace the journey from early physical sharing of medical data (magnetic tapes, CDs) to the current era of internet-enabled, large-

---

<sup>13</sup>with some help of an LLM - the rest of the document, except where directly quoted and attributed, is all my own words.

scale open access databases, highlighting the transformative impact on research and clinical practice and the key role of the PhysioNet Resource.

2. **Growth of Open ECG Databases:** There has been a superexponential increase in the size and diversity of open-access ECG databases, with PhysioNet hosting over 15 TB of data as of 2025. However, labeling challenges have shifted reliance from expert annotation to algorithmic labeling.
3. **The PhysioNet Challenges:** I describe the unique properties of this annual public competition and how, over the last 25 years, it has driven innovation, dataset creation, and methodological advances. These Challenges emphasize reproducibility, robust evaluation metrics, and community engagement, setting standards for scientific repeatability in AI and data science.
4. **Open Science and Publishing Issues:** I address the publishing industry’s resistance to true openness, profit-driven motives, and the lack of reproducibility in research. PhysioNet’s approach—pairing data with code and tutorials—serves as a model for transparent, repeatable science.
5. **Rise of Foundation Models in Medicine:** I address the emergence of large AI models (a.k.a. foundation models) in healthcare, noting both their promise and limitations. Notably, current models lack sufficient geographic and demographic diversity, risking bias and limited generalizability.
6. **Challenges of AI Democratization and the Carbon Footprint:** I discuss the potential for ‘new colonialism’ in AI, where data and innovation are concentrated in wealthy regions and corporations. I also highlight the significant environmental costs of training large models, advocating for more efficient, distributed approaches like Tiny-ML and edge computing.

7. **Global Equity and Ethical Considerations:** I place a strong emphasis on ensuring that data from the Global South is controlled by and benefits the populations from which the data originated, preventing exploitation and promoting equitable access to the fruits of AI and big data in medicine.
8. **Interpretability and Scientific Discipline:** I discuss the issues of interpretability and scientific rigor, cautioning against over-reliance on built-in functionality of higher-level code without understanding the underlying science, and emphasizing the value of foundational signal processing knowledge.
9. **Future Directions and Sustainability:** I argue for more diverse datasets, inclusive research teams, and sustainable funding models for open resources like PhysioNet. I suggests leveraging the Challenges to create community-driven tutorials and dynamic datasets. I also argue for an innovative grant allocation process via the Challenges to ensure ongoing progress.

If you made it this far, thanks for reading this. I've been trying to finish this for over a year, so it's cathartic to finally write the last words.

## Acknowledgments

PhysioNet began with the core team of Ary Goldberger, Roger Mark, George Moody, Joe Mietus, Madalena Costa, CK Peng, Isaac Henry and Wei Zong. There were many others that contributed at various times, but these are the ones that I remember as key contributors who were there from the start and kept the ship sailing. Over the seven years I spent managing the assembly of the MIMIC II database, I was lucky to recruit and supervise Mauro Villarroel, who was key in assembling the relational database (EMR data), and Qiao Li who was key in curating the bedside waveforms. Li-wei Lehman joined our team in the mid-2000's, helping

me push much of the MIMIC II output to PhysioNet, including our deidentification software. Of course, there were scores of amazing masters and PhD students that came through the lab. It's easy to find their names from our publications during that period.

I'm particularly grateful to Roger Mark for having taken a chance on me in the early days of PhysioNet, and entrusting me with so many critical things. Roger has been a mentor, colleague, and friend for more than two decades. Likewise, Ary Goldberger has been pivotal with his friendship, support, and personalized limericks. George Moody was one in a billion. His C code was virtually incomprehensible, yet somehow almost supernatural, his affable character a delight, and his deep understanding of the field unsurpassed. Sadly, George passed away in 2021. He was irreplaceable. Matt Reyna has been an indispensable co-lead of the Challenges since 2019, taking on much of the day-to-day efforts. It's impossible for me to oversell just how much he contributes. More recently, I've been lucky enough to pull in Reza Sameni, my longtime collaborator of the last two decades. Together with an ever-changing and dedicated team of PhD students, postdocs, and staff engineers, we meet three times a week to plan and execute these Challenges. It's a testament to George that he used to run this almost entirely on his own! Of course, he had the occasional help (I've been contributing for over 20 years myself), and the Challenges have become more complex to support. But still ... George was a miracle worker.

I must thank Madalena Costa, Matt Reyna and Reza Sameni for taking the time to read this article through, and for providing many useful edits and suggestions. It's impossible not to mention Pablo Laguna, Leif Sörnmo, and Lionel Tarassenko - three incredible mentors and giants in their fields that became my good friends. (In fact, it delights me to note that everyone I mentioned above also became a friend who supported me as much as I did them.) Their influence on my research and thinking has been fundamental. One of my most important colleagues (and more importantly, beloved friend) on this journey was Patrick McSharry. During my doctoral studies, Lionel paired us up to work on ... well, whatever



we wanted. Our first collaboration was our shared love of nonlinear dynamics, which led us to develop an open source ECG simulator, just for fun, and then post it on PhysioNet. If Patrick hadn't suggested posting the code there, I'm not sure I'd be where I am today. Mauro would say the same. We're all sensitive to initial (an ongoing) conditions. Of course, there are so many others that have influenced my academic journey (including my brilliant undergraduate physics tutor, Roy Sambles, who set me on this path at the start of my career), and more recently Dave Albert and Joel Xue from Alivecor and GE ... but I have to stop somewhere.

Last, but by no means least, I want to thank all the people and organizations that have been kind enough to put their trust in us and fund our work. The work described in this publication was supported in part by the National Institute of Biomedical Imaging and Bioengineering (NIBIB) and by the Director's Office of Data Science Strategy (ODSS) of the National Institutes of Health (NIH) under Award Number R01EB030362. Funding for the George B. Moody PhysioNet Challenges has also been provided by Alivecor Inc., Amazon Web Services, Google, the Gordon and Betty Moore Foundation, the IEEE Signal Processing Society, and Mathworks Inc. In addition, the Federation of American Societies for Experimental Biology (FASEB) specifically recognized the Challenges as a recipient of the "Distinguished Achievement Award for Data Reuse", as part of the inaugural DataWorks! prize in 2022. The prize money has also been used to support the Challenges. The content is solely the responsibility of the author and does not necessarily represent the official views of the NIH, my current and past employers, colleagues, or sponsors. I wouldn't be surprised if I've misremembered some things, but in general, I suspect my memory is mostly intact, for now.

## Appendix

Year Released	Name of Database	Number of Recordings	Sampling Frequency	Average Length	Number of Leads	Geographic Location
1980	MIT-BIH DB [2]	48	360 Hz	30 minutes	2	NE USA
1985	AHA DB (*) [49]	80	250 Hz	30 minutes	2	Midwest USA
1996	STAFF III DB (**) [50]	104	1000 Hz	1-9 minutes	12	Appalachia, USA
1997	QTB DB [51]	100	360 Hz	15 minutes	2	USA + Western EU
2000	ESC DB [52]	90	250 Hz	2 hours	2	Western Europe
2004	PTB DB [53]	549	1000 Hz	10-100 seconds	15	Germany
2018-2020	CPSC & CPSC-extra DB [54]	>13,000	500 Hz	6-144 seconds	12	China
2020	SaMi-Trop [55]	$\approx$ 2,000	400 Hz	10 seconds	12	Brazil
2020	GA ECG DB [54]	$\approx$ 21,000	500 Hz	5-10 seconds	12	SE USA
2020	UMich DB [54]	20,000	250-500 Hz	10 seconds	12	NE USA
2020	CU DB [56]	45,152	500 Hz	10-100 seconds	12	SW US and China
2020	CODE 15% [57]	$\approx$ 200,000	400 Hz	10 seconds	12	Brazil
2022	PTB-XL DB [58]	18,869	500 Hz	10-100 seconds	12	Germany
2022	SPH DB [59]	> 24,666	200 Hz	24-hr	12	USA
2023	MIMIC-IV (*) [60]	800,000	500 Hz	10 seconds	12	USA
2023	H-E ECG DB [61]	>10 million	500 Hz	10 seconds	12	USA

Table 1: Key open ECG databases in chronological order. \* Not public. \*\* Not available on PhysioNet until 2017

## References

- [1] Gari D Clifford. Past, Present and Future Challenges in Sharing Science: From PhysioNet to Foundation Models. *51st Computing in Cardiology, Karlsruhe, Germany*, 51:1–4, 2024.
- [2] G.B. Moody and R.G. Mark. The MIT-BIH Arrhythmia Database on CD-ROM and software for use with it. In *[Proceedings Computers in Cardiology]*, volume 17, pages 185–188, 1990.
- [3] Tim Berners-Lee. The World Wide Web project, 1991. Accessed: 2025-05-24.
- [4] Tim Berners-Lee. People involved in the World Wide Web project, 1991. Accessed: 2025-05-24.
- [5] Daley White. Open access: History, 20-year trends, and projected future for scholarly publishing, February 2023. Accessed: 2025-05-24.
- [6] Kevin A. Bryan and Yasin Ozcan. The impact of open access mandates on invention. *The Review of Economics and Statistics*, 103(5):954–967, 11 2021.
- [7] Lena Tsipouri, Sofia Liarti, Silvia Vignetti, and Izabella M Grapengiesser. The economic impact of open science: A scoping review, Feb 2025.
- [8] G.B. Moody and R.G. Mark. The impact of the MIT-BIH Arrhythmia Database. *IEEE Engineering in Medicine and Biology Magazine*, 20(3):45–50, 2001.
- [9] Ary L Goldberger, Luis AN Amaral, Leon Glass, Jeffrey M Hausdorff, Plamen Ch Ivanov, Roger G Mark, Joseph E Mietus, George B Moody, Chung-Kang Peng, and H Eugene Stanley. PhysioBank, PhysioToolkit, and PhysioNet: Components of a new research resource for complex physiologic signals. *Circulation*, 101(23):e215–e220, 2000.

- [10] Danny J. J. Wang, Kay Jann, Chunlan Fan, Yi Qiao, Yu-Feng Zang, Hanzhang Lu, and Yihong Yang. Neurophysiological basis of multi-scale entropy of brain complexity and its relationship with functional connectivity. *Frontiers in Neuroscience*, 12:352, May 2018. Erratum in: *Front Neurosci.* 2018 Jul 30;12:539. doi: 10.3389/fnins.2018.00539. PMCID: PMC5986880.
- [11] Gari D. Clifford and Matthew A. Reyna. The George B. Moody PhysioNet Challenges. Online. Accessed: 2025/11/07.
- [12] Gari D Clifford, Chengyu Liu, Benjamin Moody, Li-wei H Lehman, Ikaro Silva, Qiao Li, A E Johnson, and Roger G Mark. AF Classification from a Short Single Lead ECG Recording: the PhysioNet/Computing in Cardiology Challenge 2017. In *2017 Computing in Cardiology (CinC)*, volume 44, pages 1–4. IEEE, 2017.
- [13] Matthew A. Reyna, Chris Josef, Russell Jeter, Supreeth P. Shashikumar, M. Brandon Westover, Shamim Nemati, Gari D. Clifford, and Ashish Sharma. Early Prediction of Sepsis from Clinical Data: the PhysioNet/Computing in Cardiology Challenge 2019. *Critical Care Medicine*, 48:210–217, 2019.
- [14] Matthew A.\* Reyna, Edilberto\* Amorim, Reza Sameni, James Weigle, Andoni Elola, Ali Bahrami Rad, Salman Seyedi, Hyeokhyen Kwon, Wei-Long Zheng, Mohammad Ghassemi, Michel J.A.M. van Putten, Jeannette Hofmeijer, Nicolas Gaspard, Adithya Sivaraju, Susan Herman, Jong W. Lee, M. Brandon\*\* Westover, and Gari D.\*\* Clifford. Predicting neurological recovery from coma after cardiac arrest: The George B. Moody PhysioNet Challenge 2023. *Computing in Cardiology*, 50:1–4, 2023.
- [15] Matthew A. Reyna, Deepanshi, James Weigle, Zuzana Koscova, Andoni Elola, Salman Seyedi, Kiersten Campbell, Gari D. Clifford, and Reza Sameni. Digitization and Classi-

- fication of ECG Images: The George B. Moody PhysioNet Challenge 2024. *Computing in Cardiology*, 51:1–4, 2024.
- [16] Matthew A Reyna, Elaine O Nsoesie, and Gari D Clifford. Rethinking algorithm performance metrics for artificial intelligence in diagnostic medicine. *JAMA*, 328:329–330, 2022. Publisher: American Medical Association.
- [17] Matthew A Reyna, Z Koscova, Jan Pavlus, James Weigle, Soheil Saghafi, Paulo Gomes, Andoni Elola, Mohammad Sina Hassannia, Kiersten Campbell, A Bahrami Rad, Antônio H Ribeiro, AL Ribeiro, Reza Sameni, and Gari D Clifford. Detection of Chagas disease from the ECG: The George B. Moody PhysioNet Challenge 2025. In *52nd Computing in Cardiology, São Paulo, Brazil*, volume 52, pages 1–4, 2025.
- [18] BwandoWando and Kevin Bönisch. Kaggle chronicles: 15 years of competitions community. <https://www.kaggle.com/competitions/meta-kaggle-hackathon/writeups/kaggle-chronicles-15-years-of-competitions-communi>, 2025. Accessed: 2025-12-15.
- [19] Matthew A. Reyna, Deepanshi, James Weigle, Zuzana Koscova, Kiersten Campbell, Salman Seyedi, Andoni Elola, Ali Bahrami Rad, Amit J Shah, Neal K. Bhatia, Yao Yan, Sohier Dane, Addison Howard, Gari D. Clifford, and Reza Sameni. Physionet - digitization of ecg images. <https://kaggle.com/competitions/physionet-ecg-image-digitization>, 2025. Kaggle.
- [20] Fei-Fei Li. Welcome Kaggle to Google Cloud. Google Cloud Blog, March 2017. Accessed: December 21 2025.
- [21] Sanghack Lee and Shi Young Lee. Prize allocation in contests with size effect through prizes. *Theoretical Economics Letters*, 2(2):212–215, 2012.

- [22] K. Sigurdson. *Three essays on the impact of inducement prizes on innovation*. PhD thesis, University of Toronto, 2021.
- [23] Jenny Kudymowa, Tom Hird, and Bruce Tsai. How Effective Are Prizes at Spurring Innovation? <https://rethinkpriorities.org/research-area/how-effective-are-prizes-at-spurring-innovation/>, November 2022. Global Health and Development: Global Health Interventions, International Development.
- [24] Federation of American Scientists. Government incentive prizes. <https://fas.org/publication/government-incentive>, 2025.
- [25] Lever for Change. Lever for change: Study of prizes and competitions - executive summary. Technical report, Lever for Change, 2022.
- [26] Cecilia Conrad. Why competitions can actually level the philanthropic playing field. *The Chronicle of Philanthropy*, 2025.
- [27] Richard Fullerton and Preston McAfee. The impact of prize size on innovation: Evidence from economic experiments. *Journal of Economic Behavior & Organization*, 57(3):273–290, 2005.
- [28] National Bureau of Economic Research. How the size of a prize affected technology innovation competition. <https://www.nber.org/digest/apr20/size-prize-affected-technology-innovation-competition>, Apr 2020. Working paper 26737.
- [29] Zhongzhi Liu, Marc Hatton, Thomas Kull, Kevin Dooley, and Adegoke Oke. Is a large award truly attractive to solvers? the impact of award size on crowd size in innovation contests. *Journal of Operations Management*, 67:420–449, 12 2020.

- [30] Marcy E. Gallo. Federal prize competitions. CRS Report R45271, Congressional Research Service, Library of Congress, April 2020. Referenced Legislation: P.L.111-358.
- [31] Bin Xie and Qing Zhang. Deep filtering with dnn, cnn and rnn, 2021.
- [32] Mike Murphy. What are Foundation Models? Online, 09 May 2022. Accessed: 2024/08/21.
- [33] CMA. AI Foundation Models: Initial Report, 18 Sept. 2023. Competition and Markets Authority, UK Government. Accessed: 2024/08/21.
- [34] Elliot Jones. Foundation models: An explainer. Online. Ada Lovelace Institute Accessed: 2024/08/21.
- [35] Antônio H. Ribeiro, Manoel Horta Ribeiro, Gabriela M. M. Paixão, Derick M. Oliveira, Paulo R. Gomes, Jéssica A. Canazart, Milton P. S. Ferreira, Carl R. Andersson, Peter W. Macfarlane, Wagner Meira Jr., Thomas B. Schön, and Antonio Luiz P. Ribeiro. Automatic diagnosis of the 12-lead ECG using a deep neural network. *Nature Communications*, 11:1760, 2020.
- [36] V. Moura Junior, M. Reyna, S. Hong, A. Gupta, M. Ghanta, R. Sameni, J. Rosand, A. Aguirre, Q. Li, G. Clifford, and M. B. Westover. Harvard-Emory ECG Database, 2023.
- [37] Ruha Benjamin. *Race After Technology: Abolitionist Tools for the New Jim Code*. Polity Press, Cambridge, UK ; Medford, MA, 2019.
- [38] The Free Software Foundation. Philosophy of the GNU Project - What is Free Software? <http://gnu.org/philosophy/free-sw.html>, n.d. Accessed: 2025-11-09.
- [39] Alex de Vries. The growing energy footprint of artificial intelligence. *Joule*, 7(10):2191–2194, October 2023.

- [40] David Patterson, Joseph Gonzalez, Quoc Le, Chen Liang, Lluís-Miquel Munguia, Daniel Rothchild, David So, Maud Texier, and Jeff Dean. Carbon Emissions and Large Neural Network Training, 2021.
- [41] Michael Crichton. *Jurassic Park*. Alfred A. Knopf, New York, 1990.
- [42] Koen Groenland. *Introduction to Quantum Computing for Business*. Springer, 1st edition, 2021.
- [43] Pohan Lin. Amara’s law and its place in the future of tech. *IEEE Computer Society Tech News*, September 2024. Accessed: 2025-12-14.
- [44] Kelsey Russo. The digital life of henrietta lacks: Reforming the regulation of genetic material. *Journal of Legal Medicine*, 38(3-4):449–470, 2018. PMID: 31307345.
- [45] G. Mariethoz, F. Herman, and A. Dreiss. The imaginary carrot: no correlation between raising funds and research productivity in geosciences. *Scientometrics*, 126:2401–2407, 2021.
- [46] J. Nicholson and J. Ioannidis. Conform and be funded. *Nature*, 492:34–36, 2012.
- [47] J. P. Ioannidis. More time for research: fund people not projects. *Nature*, 477(7366):529–531, 2011.
- [48] L. Maier-Hein, M. Eisenmann, A. Reinke, et al. Why rankings of biomedical image analysis competitions should be interpreted with care. *Nature Communications*, 9:5217, 2018.
- [49] ECRI. Aha database, 1985.
- [50] J. P. Martínez, O. Pahlm, M. Ringborn, S. Warren, P. Laguna, and L. Sörnmo. The STAFF III Database: ECGs Recorded During Acutely Induced Myocardial Ischemia. In *Computing in Cardiology*, volume 44, pages 266–133, 2017.



- [51] P. Laguna, R. G. Mark, A. L. Goldberger, and G. B. Moody. A Database for Evaluation of Algorithms for Measurement of QT and Other Waveform Intervals in the ECG. In *Computers in Cardiology*, volume 24, pages 673–676, 1997.
- [52] A. Taddei, G. Distante, M. Emdin, P. Pisani, G. B. Moody, C. Zeelenberg, and C. Marchesi. The European ST-T Database: Standard for Evaluating Systems for the Analysis of ST-T Changes in Ambulatory Electrocardiography. *European Heart Journal*, 13:1164–1172, 1992.
- [53] R. Bousseljot, D. Kreiseler, and A. Schnabel. Nutzung der ekg-signaldatenbank cardiodat der ptb über das internet. *Biomedizinische Technik / Biomedical Engineering*, 40:317–318, 1995.
- [54] Erick A Perez Alday, Annie Gu, Amit J Shah, Chad Robichaux, An-Kwok Ian Wong, Chengyu Liu, Feifei Liu, Ali Bahrami Rad, Andoni Elola, Salman Seyedi, Qiao Li, Ashish Sharma, Gari D Clifford, and Matthew A Reyna. Classification of 12-lead ECGs: the PhysioNet/Computing in Cardiology Challenge 2020. *Physiological Measurement*, 41(12), January 2021.
- [55] C. S. Cardoso, E. C. Sabino, C. D. Oliveira, L. C. de Oliveira, A. M. Ferreira, E. Cunha-Neto, A. L. Bierrenbach, J. E. Ferreira, D. S. Haikal, A. L. Reingold, and A. L. Ribeiro. Longitudinal Study of Patients with Chronic Chagas Cardiomyopathy in Brazil (SaMi-Trop Project): A Cohort Profile. *BMJ Open*, 6(5):e011181, May 2016.
- [56] J. Zheng, H. Chu, D. Struppa, J. Zhang, S. M. Yacoub, H. El-Askary, A. Chang, L. Ehwerhemuepha, I. Abudayyeh, A. S. Barrett, G. Fu, H. Yao, D. Li, H. Guo, and C. Rakovski. Optimal Multi-Stage Arrhythmia Classification Approach. *Scientific Reports*, 10, 2020.

- [57] Antônio H. Ribeiro, Manoel Horta Ribeiro, Gabriela M. M. Paixão, Derick M. Oliveira, Paulo R. Gomes, Jéssica A. Canazart, Milton P. S. Ferreira, Carl R. Andersson, Peter W. Macfarlane, Meira Wagner, Thomas B. Schön, and Antonio Luiz P. Ribeiro. Automatic diagnosis of the 12-Lead ECG using a deep neural network. *Nature Communications*, 11(1):1760, 2020.
- [58] P. Wagner, N. Strodthoff, R. Bousseljot, W. Samek, and T. Schaeffter. PTB-XL, a Large Publicly Available Electrocardiography Dataset. *Scientific Data*, 7:154, 2020.
- [59] H. Liu, D. Chen, D. Chen, X. Zhang, H. Li, L. Bian, M. Shu, and Y. Wang. A large-scale multi-label 12-lead electrocardiogram database with standardized diagnostic statements. *Scientific Data*, 9(1):272, June 2022.
- [60] B. Gow, T. Pollard, L. A. Nathanson, A. Johnson, B. Moody, C. Fernandes, N. Greenbaum, J. W. Waks, P. Eslami, T. Carbonati, A. Chaudhari, E. Herbst, D. Moukheiber, S. Berkowitz, R. Mark, and S. Horng. MIMIC-IV-ECG: Diagnostic Electrocardiogram Matched Subset (version 1.0). PhysioNet, 2023. RRID:SCR\_007345.
- [61] Zuzana Koscova, Qiao Li, Chad Robichaux, Valdery Moura Junior, Manohar Ghanta, Aditya Gupta, Jonathan Rosand, Aaron Aguirre, Shenda Hong, David E. Albert, Joel Xue, Aarya Parekh, Reza Sameni, Matthew A. Reyna, M. Brandon Westover, and Gari D. Clifford. The harvard-emory ecg database. medRxiv, 2024.

Table 2: Comparison of Annual Public Data Science Competitions

Competition / Host	Year Started	Primary Domain	Typical Timeline	Approximate Total Prize
<b>KDD Cup</b> (ACM SIGKDD)	1997	Data Mining / ML	Annually (leading up to the KDD conference in August)	\$30,000 – \$50,000
<b>PhysioNet Challenge</b>	1999	Biomedical Signal Processing	Annual (Jan/Feb through August)	\$3,000 – \$50,000 (Sponsor dependent)
<b>Kaggle</b> (Annals: March Mania, Santa)	2010	General Data Science / ML	Ongoing / Annual (March & December)	Usually \$25,000 – \$100,000
<b>RecSys Challenge</b>	2010	Recommender Systems	Annual (associated with the ACM RecSys conference in Fall)	\$7,500 – \$10,000
<b>DREAM Challenges</b> (Sage Bionetworks)	2011	Computational Biology	Ongoing / Annual, with phases lasting months	\$0 – \$100,000+ (Often academic prestige)
<b>IronViz</b> (Tableau)	2011	Data Visualization	Annual (Qualifiers in late Fall, Final at Tableau Conference)	\$30,000+ (Cash + Charitable Donations)
<b>MICCAI</b> (e.g., BraTS)	2012	Medical Imaging / CV	Annual (associated with the MICCAI conference in Fall)	\$0 – \$60,000 (Sponsor dependent)

Table 3: Comparison of Annual Public Data Science Competitions (continued)

<b>Competition / Host</b>	<b>Year Started</b>	<b>Primary Domain</b>	<b>Typical Timeline</b>	<b>Approximate Total Prize</b>
<b>DrivenData</b>	2014	Social Good / Public Health	Ongoing / Annual challenges	\$25,000 – \$100,000 (Per Challenge)
<b>Capgemini Global DS Challenge</b>	2016	Social Good / Data Science	Annual	\$10,000 – \$20,000 (Cash/Travel Grants)
<b>NeurIPS Competition Track</b>	2017	ML / Deep Learning Research	Annual (Conference in December)	\$0 – \$5,000 (Per Track, Academic Focus)
<b>IDAO</b>	2018	Data Analysis / Econometrics	Annual (Qualifiers typically start in January)	\$5,000 – \$10,000 (Cash/Scholarships)
<b>Machine Hack</b>	2019	Data Science / ML	Frequent / Annual	\$1,000 – \$15,000 (Varies widely)
<b>EY AI &amp; Data Challenge</b>	2021	Social Good / Sustainability	Annual	\$10,000 – \$20,000