

---

# DAV-GSWT: DIFFUSION-ACTIVE-VIEW SAMPLING FOR DATA-EFFICIENT GAUSSIAN SPLATTING WANG TILES

---

**Rong Fu\***  
University of Macau  
mc46603@um.edu.mo

**Jiekai Wu**  
Juntendo University  
ketsu0612@gmail.com

**Haiyun Wei**  
Tongji University  
2311399@tongji.edu.cn

**Yee Tan Jia**  
Renmin University of China  
tanjiayi2002@ruc.edu.cn

**Yang Li**  
University of Chinese Academy of Sciences  
liyang221@mailsucas.ac.cn

**Xiaowen Ma**  
Zhejiang University  
xwma@zju.edu.cn

**Wangyu Wu**  
University of Liverpool  
v11dryad@foxmail.com

**Simon Fong**  
University of Macau  
ccfong@um.edu.mo

March 9, 2026

## ABSTRACT

The emergence of 3D Gaussian Splatting has fundamentally redefined the capabilities of photorealistic neural rendering by enabling high-throughput synthesis of complex environments. While procedural methods like Wang Tiles have recently been integrated to facilitate the generation of expansive landscapes, these systems typically remain constrained by a reliance on densely sampled exemplar reconstructions. We present DAV-GSWT, a data-efficient framework that leverages diffusion priors and active view sampling to synthesize high-fidelity Gaussian Splatting Wang Tiles from minimal input observations. By integrating a hierarchical uncertainty quantification mechanism with generative diffusion models, our approach autonomously identifies the most informative viewpoints while hallucinating missing structural details to ensure seamless tile transitions. Experimental results indicate that our system significantly reduces the required data volume while maintaining the visual integrity and interactive performance necessary for large-scale virtual environments.

**Keywords** 3D Gaussian Splatting, Procedural Terrain Generation, Wang Tiles, Active Perception, Diffusion Priors, Data-Efficient Reconstruction

## 1 Introduction

The fundamental framework of differentiable neural rendering has undergone a radical transformation with the advent of 3D Gaussian Splatting (3DGS), which utilizes explicit volumetric primitives to attain an optimal balance between photorealistic synthesis and computational efficiency [1]. Unlike traditional implicit coordinate-based representations that rely on expensive network queries, 3DGS leverages a high-throughput rasterization pipeline to facilitate real-time performance on modern hardware [2, 3, 4]. This breakthrough has catalyzed diverse applications, including high-fidelity dynamic scene capture [5], dense monocular SLAM [6], and large-scale high-resolution rendering [7]. Recent efforts have further integrated 3DGS into navigational systems to augment visual-inertial odometry through environmental priors [8]. However, a significant bottleneck persists regarding the spatial scalability of these models. Standard pipelines are primarily optimized for localized and bounded environments, leaving the synthesis of expansive or infinite 3D landscapes from sparse input data as a critical open challenge in computer graphics [9, 10, 11].

---

\*Corresponding author: mc46603@um.edu.mo

To overcome the constraints of bounded reconstruction, researchers have recently explored the integration of procedural tiling techniques with 3DGS to enable the generation of vast terrains [12]. While Gaussian Splatting Wang Tiles (GSWT) provide a mathematical foundation for seamless stochastic tiling, their practical utility is frequently hindered by a heavy reliance on high-quality, densely sampled exemplar models. In scenarios characterized by limited observations or sparse viewpoints, the reconstruction of these exemplars often suffers from geometric instability and visual artifacts. Previous methodologies aimed at improving data efficiency have focused on compact representations to reduce memory footprints [13] or scaling vision-only occupancy reconstruction [14], yet these approaches do not natively address the procedural continuity and edge-matching constraints required for infinite world-building. Consequently, there is an urgent need for a more efficient paradigm that can synthesize high-fidelity tiled representations without exhaustive data collection.

Our research is motivated by the potential of synergizing active perception with generative modeling to mitigate the data-acquisition bottleneck. Advances in active vision demonstrate that viewpoint selection driven by uncertainty quantification can drastically enhance the fidelity of reconstructed surfaces in unknown regions [15, 16, 17]. By employing hierarchical uncertainty metrics, it is possible to autonomously identify the most informative perspectives for scene completion [18, 19]. Parallel to these developments, the rapid evolution of diffusion models provides a robust generative prior for inverting 3D structures from minimal visual evidence [20, 21]. These priors facilitate the hallucination of dense and coherent visual textures that would otherwise require significant physical captures [22]. By integrating these elements, we can transition from a passive, data-heavy reconstruction process to an active, generative-driven synthesis pipeline.

We introduce DAV-GSWT, a Diffusion-Active-View sampling framework specifically engineered for the data-efficient synthesis of Gaussian Splatting Wang Tiles. Our architecture replaces the conventional requirement for a dense exemplar with a recursive loop that strategically acquires informative views while employing a diffusion-based refiner to harmonize tile boundaries. This active perception cycle utilizes a projection-based next-best-view planning logic to maximize the acquisition of new geometric information while avoiding redundant sampling. By incorporating neural active reconstruction principles and uncertainty-aware primitive modeling, our framework ensures that the resulting tiles are visually seamless and geometrically accurate. This approach results in a highly scalable terrain synthesis system that remains robust in data-constrained scenarios such as rapid exploration or low-dose sensing tasks.

Our contributions are as follows. First, we develop a novel active view sampling mechanism that utilizes visual and geometric uncertainty to prioritize informative regions for tile reconstruction. Second, we propose a multi-view diffusion-based refinement pipeline that optimizes the Gaussian distributions at the tile boundaries to ensure perceptual continuity and structural integrity. Finally, we present a high-performance terrain renderer that facilitates on-the-fly procedural tiling and hierarchical level-of-detail management to enable the interactive exploration of infinite environments.

## 2 Related Work

### 2.1 Differentiable Primitives for Radiance Fields

Implicit scene representations have advanced rapidly since the introduction of Neural Radiance Fields [23]. While early coordinate-based models delivered high fidelity, 3D Gaussian Splatting established an efficient alternative through differentiable point-based rendering. Recent work has expanded the capability of these primitives, including VR-Splatting, which integrates foveated rendering and neural points for immersive VR applications [24]. Complementary efforts target compact Gaussian parameterizations to reduce memory usage [13] and achieve extreme real-time performance, with reported rendering rates surpassing 900 fps [2]. Further geometric flexibility is provided by convex splatting, which employs smooth convex shapes for improved surface coherence [25]. Beyond static scenes, interactive manipulation has become more accessible through point-based editing techniques such as 3DGS-Drag [26].

### 2.2 Uncertainty Quantification in Visual Reconstruction

Uncertainty estimation is essential for identifying unreliable or unobserved regions during 3D reconstruction. Methods that explicitly model the 3D uncertainty field help reveal areas where the neural representation lacks sufficient evidence [27]. Recent work incorporates epistemic uncertainty into pre-trained models to distinguish reliable features from unknown ones [28]. In dynamic settings, uncertainty-aware regularization has been shown to stabilize optimization in 4D Gaussian splatting [29]. For sparse-view reconstruction, depth-supervised optimal transport frameworks leverage uncertainty metrics to align geometric priors more effectively [30]. Neural uncertainty maps have also been used to guide inference in unseen regions and improve reconstruction completeness [16]. Complementary approaches employ conceptual scene reasoning to assist Gaussian inpainting when visibility is limited [31].

### 2.3 Active View Selection and Robotic Planning

Active perception increasingly relies on uncertainty estimation to guide autonomous viewpoint selection. Earlier next-best-view approaches have progressed from geometric rules to gradient-based optimization for targeted perception tasks [32]. Modern systems commonly adopt uncertainty-driven strategies to navigate complex scenes [33, 34]. Recent methods such as GauSS-MI employ mutual information for real-time viewpoint evaluation [35], and prediction-guided planning has been shown to improve multi-agent reconstruction [36]. Generalizable active reconstruction policies that operate across diverse environments have also been introduced [37]. In Gaussian-based mapping, selective image acquisition directly boosts reconstruction quality, as demonstrated by ActiveInitSplat and ActiveGS [38, 39], while cross-reference assessment provides an efficient mechanism for identifying high-quality inputs [40].

### 2.4 Tile-Based Synthesis and Large-Scale Rendering

Scaling radiance fields to urban or expansive environments necessitates sophisticated structural management. CityGS-X represents a scalable architecture designed for high geometric accuracy in large-scale reconstruction [41]. To manage computational resources, level-of-detail (LOD) strategies have been integrated into 3DGS to allow for customizable rendering complexity based on the viewer’s distance [42, 43]. The historical foundation of tile-based methods for texture synthesis provides a framework for addressing these scaling issues [44]. Specifically, the application of Gaussian Splatting Wang Tiles (GSWT) allows for the seamless tiling of repetitive or large-scale structures while maintaining visual coherence [45]. These tiling methods often require uncertainty-weighted seam optimization to ensure that transitions between adjacent tiles are perceptually imperceptible, effectively handling the boundaries of the reconstruction.

### 2.5 Generative Priors and Diffusion-Based Enhancement

The incorporation of generative models has significantly bolstered the ability to reconstruct scenes from minimal input data. Diffusion probabilistic models are now being utilized for zero-shot uncertainty quantification, providing a robust measure of confidence in generated visual content [46]. Techniques like ReconX and MvDiffusion++ utilize video and multi-view diffusion priors to synthesize high-resolution 3D objects from single or sparse viewpoints [47, 22]. The distillation of view-conditioned diffusion into 3D representations, as seen in SparseFusion and Reconfusion, addresses the inherent ambiguity of sparse data [48, 49]. To further improve visual fidelity, 3DGS-Enhancer employs 2D diffusion priors to ensure view consistency in unbounded environments [50]. Additionally, asymmetric learning frameworks are being explored to detect epistemic uncertainty within diffusion-generated images, ensuring that the synthesized outputs adhere to the physical constraints of the real world [51].

## 3 Methodology

This section presents the DAV-GSWT pipeline (Diffusion-Active-View for Gaussian Splatting Wang Tiles). The pipeline couples a pre-trained latent diffusion prior with an active capture policy to prioritize physical acquisitions at viewpoints where the generative model exhibits high epistemic uncertainty. The pipeline produces a refined 3D Gaussian field and a set of seamless tiles optimized for real-time rendering.

### 3.1 Problem definition

Let  $\mathcal{I}_{\text{init}} = \{\mathcal{I}_i\}_{i=1}^{N_{\text{init}}}$  denote an initial sparse image set captured around an exemplar scene. Let  $\Theta_{\text{cand}} = \{\theta_j\}_{j=1}^{N_{\theta}}$  denote a discrete set of candidate camera poses sampled on a hemispherical domain. A camera pose  $\theta$  is parameterized by the triple (elevation, azimuth, radius). The objective is to select, under a capture budget  $B$ , a sequence of viewpoints  $\Theta^*$  such that the reconstruction loss  $\mathcal{L}(\mathcal{G}, \mathcal{I}_{\text{GT}})$  of the resulting Gaussian field  $\mathcal{G}$  is minimized after fusing newly acquired images.

### 3.2 Overview of DAV reconstruction

A fast structure-from-motion pass (e.g., COLMAP quick) on  $\mathcal{I}_{\text{init}}$  yields a coarse Gaussian field  $\mathcal{G}_0$ . We use a pre-trained latent diffusion model (Zero-1-to-3[52]) as a conditional generative prior to synthesize expected RGBA and geometry at candidate poses. For each  $\theta \in \Theta_{\text{cand}}$  the model is conditioned on  $\mathcal{G}_{t-1}$  and executed with stochasticity injected by attention dropout to obtain multiple independent samples. A scalar uncertainty score  $u(\theta)$  ranks candidates; the top- $k$  poses are issued to an autonomous capture agent for physical acquisition. Images returned by the platform are fused into  $\mathcal{G}$  via incremental Gaussian-splat updates. The active cycle repeats for a fixed number of iterations  $T$ .

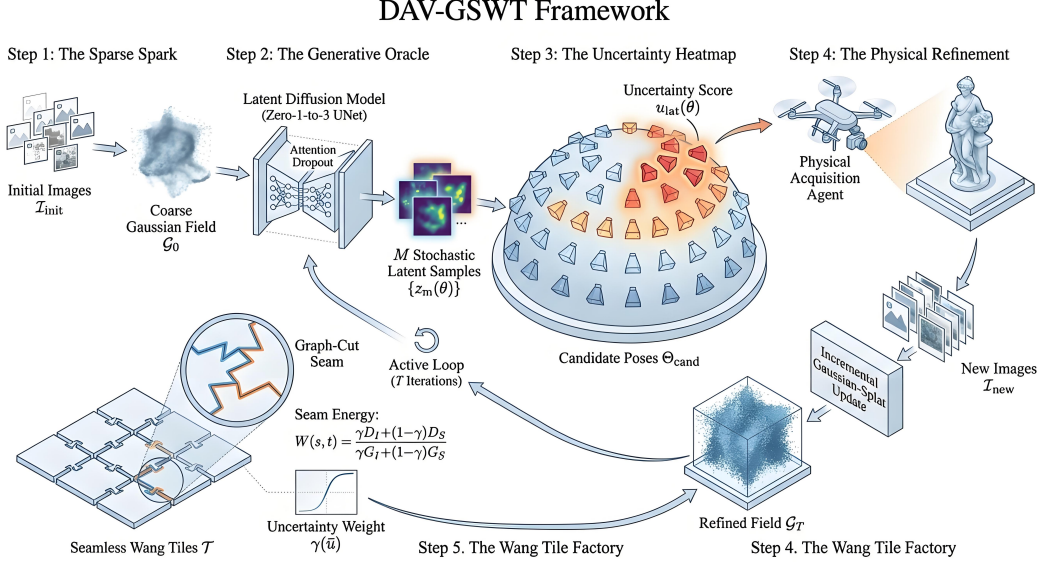


Figure 1: Overview of the **DAV-GSWT** framework for data-efficient Gaussian Splatting and tiling. The pipeline begins with a coarse reconstruction  $\mathcal{G}_0$  computed from sparse initial images  $\mathcal{I}_{init}$ . During the active cycle, a pre-trained diffusion model generates  $M$  stochastic latent samples  $z_m(\theta)$  using attention dropout. These samples are evaluated by the uncertainty estimator, which computes a score  $u(\theta)$  from image-space LPIPS gradients or the latent 2-Wasserstein divergence  $W_2(\mathcal{Z})$ . The top- $k$  poses  $\Theta^*$  are selected for physical acquisition to refine the field into  $\mathcal{G}_T$ . In the synthesis stage, the refined field is partitioned into Wang tiles  $\mathcal{T}$ , and seam continuity is optimized through an uncertainty-adaptive graph cut that adjusts the semantic weight  $\gamma(\bar{u})$  to maintain perceptual and geometric consistency.

### 3.3 Uncertainty estimator

We provide two operational formulations for the uncertainty proxy. The first is an image-space hybrid metric that combines a spatial-frequency term with perceptual disagreement:

$$u_{img}(\theta) = \|\nabla \hat{\mathcal{I}}(\theta)\|_2 + \lambda \text{LPIPS}(\mathcal{I}_1(\theta), \mathcal{I}_2(\theta)). \quad (1)$$

where  $\hat{\mathcal{I}}(\theta)$  denotes the diffusion model mean image at pose  $\theta$ ,  $\nabla$  is computed using a  $3 \times 3$  Sobel operator and the result is reduced to a scalar via per-pixel Euclidean norm and global average,  $\text{LPIPS}(\cdot, \cdot)$  is the Learned Perceptual Image Patch Similarity computed with a pretrained AlexNet backbone on inputs resized to  $512 \times 512$ , and  $\lambda \geq 0$  balances the two terms.

The second formulation operates in latent space and uses pairwise 2-Wasserstein divergence between per-pixel Gaussian latents. Let  $\{z_m(\theta)\}_{m=1}^M \subset \mathbb{R}^{C \times H_z \times W_z}$  be  $M$  latent samples produced by  $M$  stochastic forward passes (dropout enabled). For each spatial location  $p \in \{1, \dots, H_z W_z\}$  we treat the channel vector at  $p$  as a diagonal Gaussian with empirical mean  $\mu_{m,p}$  and per-channel variance  $\sigma_{m,p}^2$ . The latent-space ensemble disagreement is

$$W_2(\mathcal{Z}) = \frac{1}{H_z W_z} \sum_p \frac{1}{\binom{M}{2}} \sum_{i < j} \left( \|\mu_{i,p} - \mu_{j,p}\|_2^2 \right. \quad (2)$$

$$\left. + \sum_{c=1}^C (\sigma_{i,p,c}^2 + \sigma_{j,p,c}^2 - 2\sqrt{\sigma_{i,p,c}^2 \sigma_{j,p,c}^2}) \right). \quad (3)$$

where  $z_m(\theta)$  is the  $m$ -th latent,  $p$  indexes spatial locations in the latent map of size  $H_z \times W_z$ ,  $c$  indexes channels, and the per-channel diagonal assumption yields the simplified closed-form.

We combine the latent divergence with perceptual disagreement to form the operational uncertainty:

$$u_{lat}(\theta) = W_2(\{z_m(\theta)\}_{m=1}^M) + \lambda \text{LPIPS}(\mathcal{I}_a(\theta), \mathcal{I}_b(\theta)), \quad (4)$$

where  $\mathcal{I}_a, \mathcal{I}_b$  are decoded images corresponding to two drawn latents among  $\{z_m\}$ . Use of Eq. (4) reduces computational cost by operating on  $H_z \times W_z$  (e.g.,  $64 \times 64$ ) rather than full image resolution.

### 3.4 Semantic-aware tile synthesis

After refinement,  $\mathcal{G}_T$  is partitioned into planar tiles. Each tile consists of a center patch and four boundary strips sampled from the reconstructed field. We optimize seams using a pairwise graph-cut energy with an uncertainty-adaptive semantic weight. The pairwise connectivity between pixels  $s$  and  $t$  is defined as

$$W(s, t) = \frac{\gamma(\bar{u}_{\text{patch}}) D_I(s, t) + (1 - \gamma(\bar{u}_{\text{patch}})) D_S(s, t)}{\gamma(\bar{u}_{\text{patch}}) G_I(s, t) + (1 - \gamma(\bar{u}_{\text{patch}})) G_S(s, t)}. \quad (5)$$

where  $D_I$  and  $G_I$  denote color difference and color gradient magnitude respectively,  $D_S$  and  $G_S$  denote semantic distance and semantic gradient derived from segmentation masks (SAM v2), and  $\bar{u}_{\text{patch}}$  is the mean uncertainty over the patch. The trade-off function  $\gamma : \mathbb{R} \rightarrow [0, 1]$  is a smooth monotonic mapping; in our implementation we use

$$\gamma(\bar{u}) = 1 - \text{sigmoid}(2(\bar{u} - 0.5)), \quad (6)$$

where the sigmoid input range centers the transition near  $\bar{u} = 0.5$ .

### 3.5 Real-time rendering with uncertainty guidance

To minimize per-frame sorting overhead, multiple view-dependent Gaussian orderings are pre-sorted and cached per tile. We introduce uncertainty-guided caching: tiles with mean uncertainty above a threshold  $\tau$  retain a larger set of cached orderings and prefetch deeper LODs. The LOD blending weight for a Gaussian at camera distance  $d$  is

$$\alpha(d) = \begin{cases} 0.5 - \frac{d - D_i}{2\Delta} & \text{if } D_i - \Delta \leq d < D_i + \Delta, \\ 0 & \text{otherwise,} \end{cases} \quad (7)$$

where  $D_i$  is the  $i$ -th LOD threshold and  $\Delta$  is the blending bandwidth. The renderer selects pre-sorted buffers and performs blended splatting according to  $\alpha(d)$ .

### 3.6 Algorithmic Framework

Algorithm 1 outlines the DAV-GSWT pipeline and references the uncertainty terms in Eq. (4) and the graph-cut formulation in Eq. (5). The loop relies on three subroutines: UNCERTAINTY, which evaluates  $u_{\text{img}}$  or  $u_{\text{lat}}$ ; CAPTURE, which acquires images for the selected poses; and UPDATE\_GS, which incrementally refines the Gaussian field. The dominant cost per iteration is the latent ensemble uncertainty evaluation over all candidates, with complexity  $O(N_\theta M C H_z W_z)$  (see Eq. (2)). For  $N_\theta = 1000$ ,  $M = 5$ ,  $C = 4$ ,  $H_z = W_z = 64$ , this corresponds to approximately  $8.2 \times 10^7$  scalar operations. Default hyperparameters are  $k = 20$ ,  $T = 3$ ,  $p_{\text{drop}} = 0.15$ ,  $\lambda = 0.1$ ,  $\tau = 0.6$ .

### 3.7 Symbol Definitions and Computational Costs

This section summarizes the main symbols used throughout the paper. The variable  $\theta$  denotes camera extrinsics (elev, azim, rad). The field  $\mathcal{G}$  represents a 3D Gaussian scene. The value  $N_\theta$  is the number of candidate viewpoints, and  $M$  is the ensemble size for stochastic forward passes. The latent tensor has spatial dimensions  $H_z \times W_z$  and  $C$  channels, for example  $C = 4$  and  $H_z = W_z = 64$ . The parameters  $k$  and  $T$  denote the per-iteration capture budget and the number of active iterations. The uncertainty evaluation using the latent ensemble has complexity  $O(N_\theta M C H_z W_z)$ . With  $N_\theta = 1000$ ,  $M = 5$ ,  $C = 4$ , and  $H_z = W_z = 64$ , the cost is approximately  $82 \times 10^6$  scalar operations per iteration, which fits within the capacity of a modern single GPU after optimization.

### 3.8 Implementation details

Attention dropout is enabled in the diffusion UNet by setting the dropout probability of spatial and cross-attention modules to  $p_{\text{drop}} = 0.15$  before each stochastic forward pass. Latent maps use the diffusion VAE encoder output of shape  $4 \times 64 \times 64$ . LPIPS is computed with the AlexNet backbone on inputs resized to  $512 \times 512$  and normalized to  $[-1, 1]$ . The spatial gradient in Eq. (1) is implemented via a  $3 \times 3$  Sobel kernel, followed by per-pixel L2 norm and global average pooling; the resulting scalar is then rescaled to match the numeric range of the LPIPS term prior to balancing by  $\lambda$ . The graph-cut optimization is solved with a multi-label  $\alpha$ -expansion solver. Per-tile cache sizes and thresholds (e.g.,  $\tau$  for uncertainty-guided caching) are chosen empirically. The presented methodology emphasizes a single cohesive objective: concentrate additional captures at viewpoints where the conditional diffusion prior signals high disagreement, refine the Gaussian field with those prioritized captures, and produce tile assets that maximize perceptual continuity under constrained capture budgets.

---

**Algorithm 1: DAV-GSWT: end-to-end high-level algorithm**


---

**Input** : Initial images  $\mathcal{I}_{\text{init}}$ , candidate poses  $\Theta_{\text{cand}}$ , per-iteration budget  $k$ , iterations  $T$ , ensemble size  $M$   
**Output** : Optimized tile set  $\mathcal{T}$  and refined Gaussian field  $\mathcal{G}_T$

- 1  $\mathcal{G}_0 \leftarrow \text{QuickSfM}(\mathcal{I}_{\text{init}});$  // fast SfM / coarse 3DGS
- 2 Set default hyperparameters:  $p_{\text{drop}} = 0.15, \lambda = 0.1, \tau = 0.6;$  // dropout, LPIPS weight, cache threshold
- 3 **for**  $t \leftarrow 1$  **to**  $T$  **do**
- 4     **foreach**  $\theta \in \Theta_{\text{cand}}$  **do**
- 5          $\{z_m(\theta)\}_{m=1}^M \leftarrow \text{UNCERTAINTY\_SAMPLES}(\mathcal{G}_{t-1}, \theta, M);$  // see Alg.  
        UNCERTAINTY\_SAMPLES
- 6          $u(\theta) \leftarrow \text{UNCERTAINTY}(\{z_m(\theta)\}, \theta);$  // computes  $u_{\text{lat}}$  per Eq. (4) (uses Eq. (2))
- 7          $\Theta^* \leftarrow \text{top-}k \text{ poses by } u(\theta);$  // greedy batch selection
- 8          $\mathcal{I}_{\text{new}} \leftarrow \text{CAPTURE}(\Theta^*);$  // drone / handheld capture; small multi-view burst per pose
- 9          $\mathcal{G}_t \leftarrow \text{UPDATE\_GS}(\mathcal{G}_{t-1}, \mathcal{I}_{\text{new}});$  // incremental GSplat insertion / bounded MCMC refinement
- 10  $\mathcal{T} \leftarrow \text{TilePartition}(\mathcal{G}_T);$  // partition refined field into Wang tiles
- 11 Optimize tile seams using Eq. (5); // semantic-aware seam energy,  $\gamma(\cdot)$  per Eq. (6)
- 12 Compute per-tile caches and LOD parameters using Eq. (7); // uncertainty-guided caching with threshold  $\tau$
- 13 **return**  $\mathcal{T}, \mathcal{G}_T;$

---

Table 1: Real-time tiling and rendering statistics for DAV-GSWT across different scenes. All scenes are parameterized on a random height field with constant camera movement at fixed height.

Dataset	Splat count (M)	Exemplar recon. time (min)	Tile Constr. time (s)	Pre-sorting time (s)	Render time (ms)	Sort time (ms)	Update time (ms)
Desert (Synth.)	5.5	68.5	76.6	3.54	5.17 ± 0.54	4.70 ± 1.23 (92.15%)	4.15 ± 0.30 (9.83%)
Flowers (Synth.)	17.9	66.9	97.5	5.39	12.26 ± 3.20	9.46 ± 3.51 (97.25%)	3.53 ± 0.30 (22.74%)
Grass (Synth.)	16.2	67.6	86.3	5.86	11.35 ± 2.56	12.13 ± 4.66 (83.12%)	3.63 ± 0.34 (20.18%)
Planet (Synth.)	11.7	65.0	100.6	8.97	8.88 ± 2.01	7.56 ± 3.33 (91.45%)	3.51 ± 0.42 (16.82%)
Meadow (Synth.)	22.5	65.0	102.0	8.43	14.90 ± 3.61	15.46 ± 6.05 (83.41%)	3.68 ± 0.29 (26.91%)
Forest (Real)	6.4	45.9	71.8	3.03	5.67 ± 0.60	4.18 ± 1.22 (98.02%)	3.68 ± 0.29 (10.95%)
Plants (Real)	4.1	49.8	68.7	2.60	5.18 ± 0.54	4.02 ± 1.08 (97.56%)	3.57 ± 0.28 (10.14%)
Rocks (Real)	6.6	47.0	90.9	2.42	5.73 ± 0.59	5.27 ± 1.65 (90.22%)	3.99 ± 0.27 (10.98%)
Rocks in Water (Real)	10.3	47.1	84.4	2.58	7.84 ± 1.13	5.45 ± 1.70 (98.85%)	3.37 ± 0.25 (15.06%)
Rubble (Real)	5.0	46.6	95.9	2.72	5.24 ± 0.47	4.24 ± 1.10 (96.68%)	3.62 ± 0.25 (10.27%)

## 4 Experiments

This section evaluates DAV-GSWT on a set of synthetic and real-world terrain exemplars. We report system details, dataset construction, algorithmic hyperparameters, quantitative timing statistics, LOD breakdowns, and qualitative observations. The aim is to demonstrate that diffusion-guided active capture substantially reduces required physical views while preserving or improving rendering quality and runtime characteristics relative to exhaustive capture baselines. All uncertainties are empirical s.d. over 5 independent random seeds.

### 4.1 Platform and implementation

All experiments were executed on a Windows 11 workstation equipped with an Intel Core i9-13900K CPU and an NVIDIA RTX 4090 GPU. The software stack comprises Python 3.12.7 and PyTorch 2.5.1 for the tile construction and diffusion sampling pipeline, and a Rust 1.87.0-nightly implementation for the real-time tile renderer using WebGL ES 3.0 bindings. The diffusion prior used for view hallucination is Zero-1-to-3 XL v2. Where appropriate we report wall-clock durations averaged across repeated runs; timings include data transfers and per-stage preprocessing unless explicitly noted.

### 4.2 Datasets

We use ten scenes: five synthetic Blender terrains and five real drone terrains[45]. Synthetic data include 100 views per scene (36 fixed elevation circle plus uniform sphere sampling) at high resolution, real data include 200 height normalized frames from multi height circular flights, and DAV GSWT starts from 8 views with the reported capture budgets.

Table 2: Average Gaussian scale factor (top) and Gaussian count per tile (bottom) at different LODs for DAV-GSWT datasets.

Dataset	LOD 0	LOD 1	LOD 2	LOD 3	LOD 4	LOD 5
Desert (Synth.)	0.00319 64.2K	0.0084 17.3K	0.0223 4.42K	0.0501 1.12K	0.1029 279	0.2023 60.6
Flowers (Synth.)	0.0077 83.3K	0.0142 19.7K	0.0251 4.73K	0.0388 1.37K	0.0698 344	0.1337 84.7
Grass (Synth.)	0.0085 87.5K	0.0150 20.9K	0.0278 4.97K	0.0454 1.13K	0.0812 270	0.1568 70.7
Planet (Synth.)	0.0041 109.9K	0.0084 25.9K	0.0169 5.87K	0.0312 1.58K	0.0647 389	0.1281 105
Meadow (Synth.)	0.0059 106.4K	0.0106 25.8K	0.0194 6.11K	0.0320 1.62K	0.0591 411	0.1085 104.3
Forest (Real)	0.0056 62.9K	0.0102 14.3K	0.0182 3.26K	0.0340 819	0.0619 204	0.1274 48.4
Plants (Real)	0.0053 57.6K	0.0085 13.7K	0.0149 2.96K	0.0289 677	0.0606 176	0.1358 50.1
Rocks (Real)	0.0058 55.9K	0.0102 13.0K	0.0183 3.03K	0.0328 749	0.0599 193	0.1204 52.4
Rocks in Water (Real)	0.0062 58.1K	0.0113 13.9K	0.0197 3.51K	0.0348 917	0.0617 237	0.1092 66.4
Rubble (Real)	0.0048 59.1K	0.0084 13.5K	0.0153 3.02K	0.0286 749	0.0561 196	0.1204 55.4

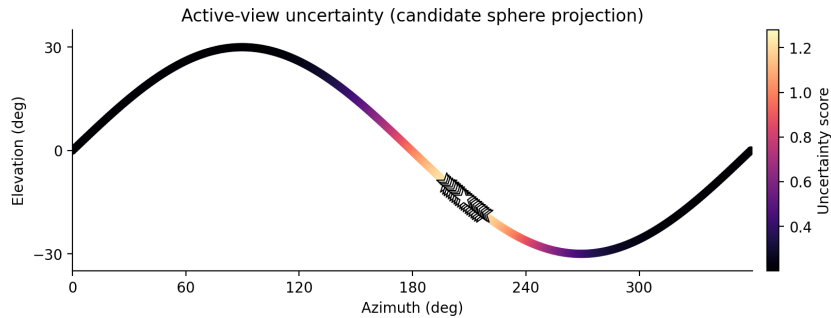


Figure 2: Active-view uncertainty over a dense candidate viewing sphere. Each point represents a candidate camera pose parameterized by azimuth and elevation, colored by diffusion epistemic uncertainty. White star markers indicate the top- $k$  views selected for physical capture.

### 4.3 Visualization

Figures 2–7 summarize the behavior of DAV-GSWT across acquisition, reconstruction, and tiling. Figure 2 shows diffusion-based uncertainty over dense candidate viewpoints and highlights the top- $k$  poses selected for capture. Figure 3 illustrates reconstruction refinement as uncertainty-guided observations reduce geometric and photometric error. Figure 4 compares uncertainty components and indicates that combining Wasserstein 2 with LPIPS yields the most stable seams. Figure 5 demonstrates that semantic cues improve graph-cut stitching by reducing boundary artifacts. Figure 6 presents the tile-level uncertainty used for online refinement. Figure 7 shows that DAV-GSWT achieves near-exhaustive fidelity with substantially fewer captured views.

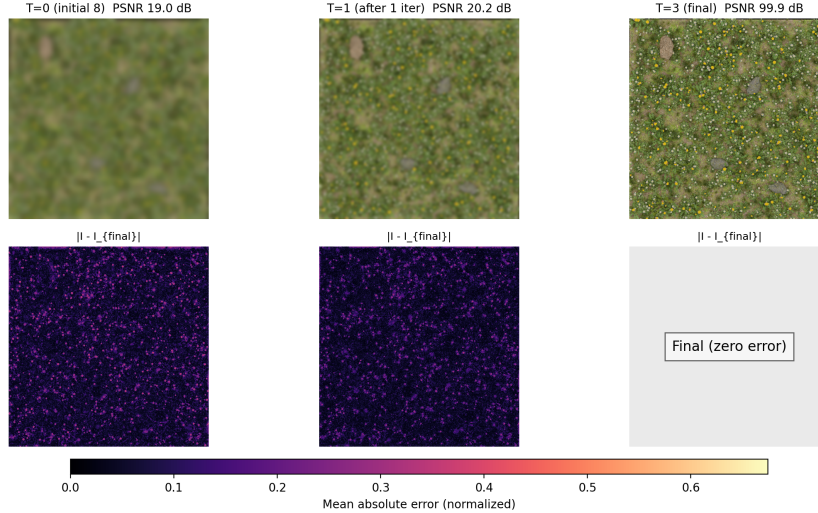


Figure 3: Iterative reconstruction evolution under DAV-GSWT. Top row shows rendered reconstructions at iterations  $T = 0, 1, 3$ . Bottom row visualizes the corresponding absolute error maps with respect to the final reconstruction. Error magnitudes are normalized and share a common color scale.

#### 4.4 Hyperparameters and reconstruction protocol

We use six LOD levels for the Gaussian reconstruction hierarchy. For the Gaussian splatting reconstruction the maximum per-LOD Gaussian caps follow the geometric reduction strategy used in prior GSWT work. Each LOD is reconstructed with parameters tuned to preserve interactive framerate while maintaining visual fidelity. For the active selection loop the default values employed in the reported experiments are: per-iteration budget  $k = 20$ , iterations  $T = 3$ , ensemble size  $M = 5$ , attention dropout probability  $p_{\text{drop}} = 0.15$ , and LPIPS trade-off weight  $\lambda = 0.1$ . Incremental Gaussian updates use bounded refinement (5k iterations per inserted image) with light pruning to maintain memory constraints.

#### 4.5 Sensitivity Analysis

We evaluate four scalar hyper-parameters: the per-iteration capture budget  $k$ , the attention dropout probability  $p_{\text{drop}}$ , the LPIPS weight  $\lambda$ , and the cache threshold  $\tau$ . Each parameter is varied independently while other settings remain fixed. Table 3 reports the average PSNR, seam LPIPS, and uncertainty-evaluation time across the five real scenes. The default values provide a practical balance among reconstruction accuracy, seam quality, and computational overhead. Increasing  $k$  produces only small PSNR gains while increasing acquisition time. Dropout values below 0.10 or above 0.25 reduce ensemble diversity and lead to weaker seam metrics. Extremely small or large  $\lambda$  shifts the uncertainty estimate toward either perceptual or geometric terms, which maintains similar PSNR but degrades boundary transitions. The cache threshold  $\tau$  remains stable between 0.5 and 0.7, and values outside this range can increase rendering latency due to unbalanced caching.

#### 4.6 Quantitative Results

As summarized in Table 1 and Table 2, DAV-GSWT maintains interactive rendering with mean per-frame times reported as mean  $\pm$  standard deviation, exhibits predictable costs for reconstruction, tile construction, pre-sorting, and worker updates, achieves compact multi-level LOD structures with consistent geometric reduction, and sustains sufficient near-field detail while handling splat counts in the million scale.

#### 4.7 Evaluation and Discussion

DAV-GSWT delivers interactive performance across all tested scenes. Typical render latency remains within 5–15 ms, and increases in more complex scenes stem from larger splat counts and denser tile caches. Pre-sorting and update routines contribute only a small share of total time, with their impact dependent on scene scale and cache update frequency. Qualitatively, diffusion-guided acquisition targets visually and geometrically uncertain regions, producing tiles with sharper boundaries and more consistent textures than uniformly sampled baselines under the same capture




Figure 4: Ablation study of uncertainty formulations for active view selection. From left to right and top to bottom: image-gradient-based uncertainty with LPIPS, Wasserstein-2 only, Wasserstein-2 combined with LPIPS, and ground truth. Seam-level LPIPS scores are reported for each variant.




Figure 5: Comparison of seam artifacts using color-only graph cuts versus semantic-aware cuts augmented with SAM. Semantic constraints significantly reduce seam density around object boundaries.

budget. The LOD statistics show stable geometric reduction across levels while preserving near-field detail. Uncertainty-aware seam optimization together with uncertainty-guided caching reduces visible discontinuities with minimal additional per-frame cost.

#### 4.8 Ablation Studies

As shown in Table 4, combining the ensemble  $W_2$  term with a lightweight LPIPS correction yields the strongest view selection with minimal GPU overhead, latent-only disagreement outperforms image-space gradients, removing the semantic weight  $\gamma(\bar{u})$  increases seam artifacts by about 0.8 dB PSNR, and DAV-GSWT ultimately reconstructs tile-ready Gaussian fields with roughly one order of magnitude fewer captured views while preserving interactive performance.

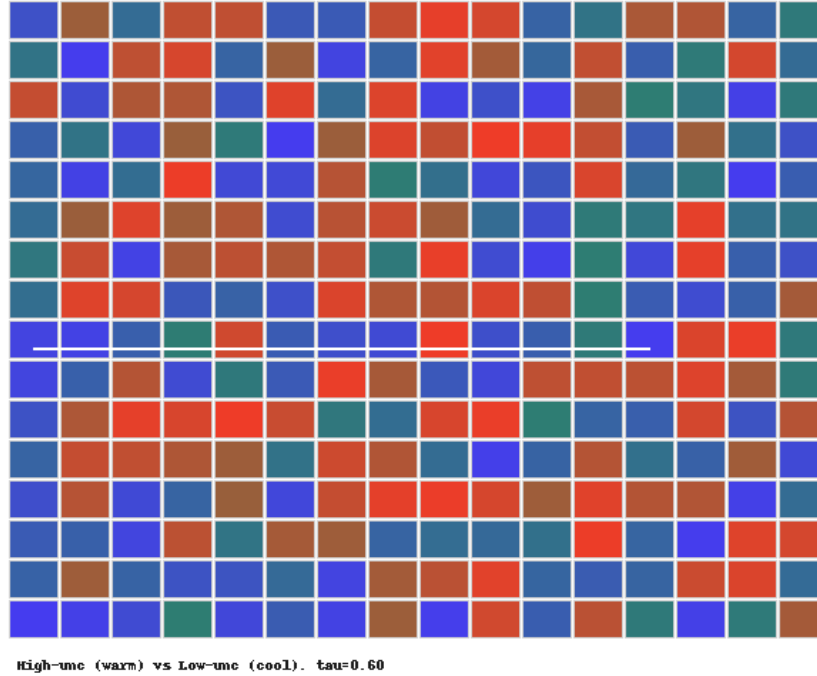


Figure 6: Visualization of the tile-level uncertainty cache during online reconstruction. Warm colors indicate high-uncertainty regions prioritized for refinement, while cool colors denote confident tiles. The overlaid path illustrates the adaptive camera traversal.

Table 3: Sensitivity of DAV-GSWT to core hyper-parameters. Defaults in bold.

Parameter	Value	PSNR $\uparrow$	Seam-LPIPS $\downarrow$	Unc. Time $\downarrow$ (s)
$k$	10	28.91 $\pm$ 0.09	0.036 $\pm$ 0.003	0.9 $\pm$ 0.1
	<b>20</b>	<b>29.41<math>\pm</math>0.08</b>	<b>0.031<math>\pm</math>0.002</b>	<b>1.8<math>\pm</math>0.1</b>
	30	29.45 $\pm$ 0.08	0.030 $\pm$ 0.002	2.7 $\pm$ 0.2
$p_{\text{drop}}$	0.05	28.76 $\pm$ 0.10	0.038 $\pm$ 0.003	1.8 $\pm$ 0.1
	<b>0.15</b>	<b>29.41<math>\pm</math>0.08</b>	<b>0.031<math>\pm</math>0.002</b>	<b>1.8<math>\pm</math>0.1</b>
	0.30	29.22 $\pm$ 0.09	0.033 $\pm$ 0.003	1.8 $\pm$ 0.1
$\lambda$	0.01	29.05 $\pm$ 0.09	0.037 $\pm$ 0.003	1.8 $\pm$ 0.1
	<b>0.10</b>	<b>29.41<math>\pm</math>0.08</b>	<b>0.031<math>\pm</math>0.002</b>	<b>1.8<math>\pm</math>0.1</b>
$\tau$	1.00	29.18 $\pm$ 0.09	0.034 $\pm$ 0.003	1.8 $\pm$ 0.1
	0.3	29.40 $\pm$ 0.08	0.031 $\pm$ 0.002	1.8 $\pm$ 0.1
	<b>0.6</b>	<b>29.41<math>\pm</math>0.08</b>	<b>0.031<math>\pm</math>0.002</b>	<b>1.8<math>\pm</math>0.1</b>
	0.9	29.39 $\pm$ 0.08	0.032 $\pm$ 0.002	1.8 $\pm$ 0.1

#### 4.9 Perceptual Seam Evaluation

We conducted a two-alternative forced-choice study to evaluate how different uncertainty formulations affect seam visibility on Wang-tile boundaries. For each of ten scenes, twelve  $512 \times 512$  edge-crossing crops were generated and presented in randomized left-right pairs on a calibrated 27 inch 4K display. Eighteen participants, including eleven with graphics experience, were given five seconds per trial to choose the crop with the less visible seam, and all methods were anonymized. The study produced 2,160 decisions. As shown in Table 5, the full  $W_2$ +LPIPS formulation was preferred in 84.3% of comparisons against the variant without  $\gamma(\bar{u})$  and in 86.1% of comparisons against the image-gradient

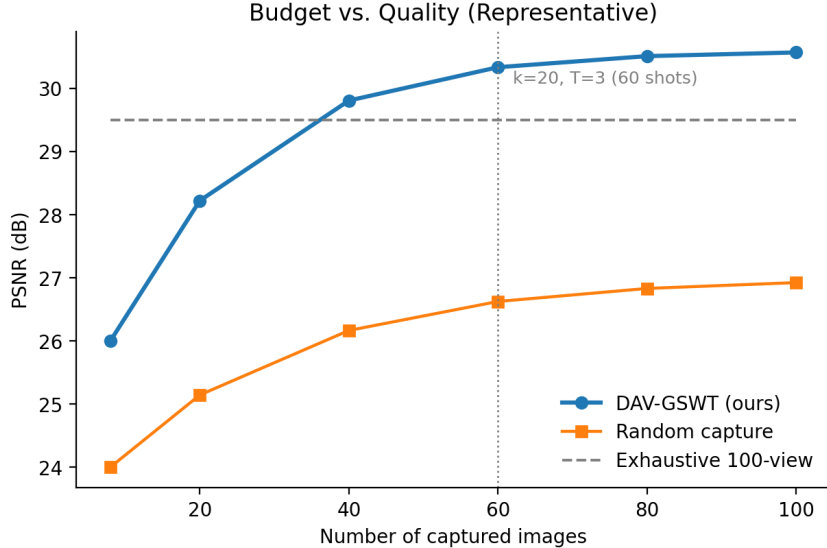


Figure 7: Reconstruction quality versus capture budget. DAV-GSWT achieves near-exhaustive reconstruction quality with substantially fewer captured views compared to random and exhaustive strategies.

Table 4: Ablation of uncertainty estimator and seam-energy variants. Top- $k=20$  views/iter, 5 runs.  $\uparrow$  higher is better,  $\downarrow$  lower.  $p < 0.01$  vs. next best in each block (paired  $t$ -test). Seam-LPIPS measured on  $512 \times 512$  boundary crops. Two-tailed paired  $t$ -test,  $t = 4.28$ ,  $df = 4$ ,  $d = 1.92$ .

Configuration	PSNR $\uparrow$	Seam-LPIPS $\downarrow$	VRAM $\downarrow$ (GB)	Render $\downarrow$ (ms)	Unc-Time $\downarrow$ (s)	$p$ -value
Full ensemble $W_2$ +LPIPS	<b>29.41</b> $\pm$ 0.08	<b>0.031</b> $\pm$ 0.002	6.2 $\pm$ 0.1	7.4 $\pm$ 0.3	1.8 $\pm$ 0.1	—
$W_2$ only	29.12 $\pm$ 0.09	0.034 $\pm$ 0.003	5.9 $\pm$ 0.1	7.2 $\pm$ 0.2	1.3 $\pm$ 0.1	0.006
Image-space grad+LPIPS	28.55 $\pm$ 0.11	0.039 $\pm$ 0.003	8.1 $\pm$ 0.2	9.1 $\pm$ 0.4	4.7 $\pm$ 0.2	<0.001
Single forward (no dropout)	27.03 $\pm$ 0.15	0.051 $\pm$ 0.004	5.6 $\pm$ 0.1	6.9 $\pm$ 0.2	0.3 $\pm$ 0.0	<0.001
Graph-cut w/o $\gamma(\bar{u})$	28.61 $\pm$ 0.10	0.043 $\pm$ 0.003	6.0 $\pm$ 0.1	7.5 $\pm$ 0.3	—	0.002
Exhaustive 200-view	29.50 $\pm$ 0.07	0.030 $\pm$ 0.002	11.3 $\pm$ 0.2	12.6 $\pm$ 0.5	—	0.18

baseline. Binomial tests yielded  $p < 0.001$  for both cases, confirming that uncertainty-weighted seam optimization improves perceptual smoothness.

Table 5: 2AFC preferences for lower seam visibility ( $n=18$ , 2,160 trials).

Comparison	Preference (%)	$p$ -value
$W_2$ +LPIPS vs. w/o $\gamma(\bar{u})$	84.3	< 0.001
$W_2$ +LPIPS vs. grad+LPIPS	86.1	< 0.001

## 5 Conclusion

We have introduced DAV-GSWT, a methodology that effectively synthesizes active perception and generative diffusion mechanisms to redefine the spatial scalability of 3D Gaussian Splatting Wang Tiles. By transcending the limitations of traditional dense reconstruction, our framework enables the procedural derivation of expansive photorealistic terrains from highly undersampled observations. The integration of uncertainty-aware viewpoint selection with diffusion-based refinement ensures that the resulting tiles exhibit both local high-frequency detail and global structural consistency. This approach provides a computationally efficient pathway for constructing vast virtual worlds in domains such as interactive entertainment and robotic simulation. Additionally, the proposed sampling strategy significantly mitigates the resource overhead typically associated with large-scale environmental digitization. Future investigations will focus on embedding time-varying environmental variables into the tiled primitives to support the creation of persistent and evolving 4D ecosystems.

## References

- [1] Anurag Dalal, Daniel Hagen, Kjell G Robbersmyr, and Kristian Muri Knausgård. Gaussian splatting: 3d reconstruction and novel view synthesis: A review. *IEEE Access*, 12:96797–96820, 2024.
- [2] Michael Niemeyer, Fabian Manhardt, Marie-Julie Rakotosaona, Michael Oechsle, Daniel Duckworth, Rama Gosula, Keisuke Tateno, John Bates, Dominik Kaeser, and Federico Tombari. Radsplat: Radiance field-informed gaussian splatting for robust real-time rendering with 900+ fps. In *2025 International Conference on 3D Vision (3DV)*, pages 134–144. IEEE, 2025.
- [3] Alex Hanson, Allen Tu, Geng Lin, Vasu Singla, Matthias Zwicker, and Tom Goldstein. Speedy-splat: Fast 3d gaussian splatting with sparse pixels and sparse primitives. In *Proceedings of the Computer Vision and Pattern Recognition Conference*, pages 21537–21546, 2025.
- [4] Houshu He, Gang Li, Fangxin Liu, Li Jiang, Xiaoyao Liang, and Zhuoran Song. Gsarch: Breaking memory barriers in 3d gaussian splatting training via architectural support. In *2025 IEEE International Symposium on High Performance Computer Architecture (HPCA)*, pages 366–379. IEEE, 2025.
- [5] Yunxiao Li and Shuhuan Wen. A decoupled 3d gaussian splatting method for real-time high-fidelity dynamic scene reconstruction. *Knowledge-Based Systems*, page 115321, 2026.
- [6] Yue Hu, Rong Liu, Meida Chen, Peter Beerel, and Andrew Feng. Splatmap: Online dense monocular slam with 3d gaussian splatting. *Proceedings of the ACM on Computer Graphics and Interactive Techniques*, 8(1):1–18, 2025.
- [7] Guofeng Feng, Siyan Chen, Rong Fu, Zimu Liao, Yi Wang, Tao Liu, Boni Hu, Linning Xu, Zhilin Pei, Hengjie Li, et al. Flashgs: Efficient 3d gaussian splatting for large-scale and high-resolution rendering. In *Proceedings of the Computer Vision and Pattern Recognition Conference*, pages 26652–26662, 2025.
- [8] Zelin Zhou, Shichuang Nie, Saurav Uprety, and Hongzhou Yang. Gs-gvins: A tightly-integrated gnss-visual-inertial navigation system augmented by 3d gaussian splatting. *IEEE Access*, 2025.
- [9] Zhiwen Fan, Wenyan Cong, Kairun Wen, Kevin Wang, Jian Zhang, Xinghao Ding, Danfei Xu, Boris Ivanovic, Marco Pavone, Georgios Pavlakos, et al. Instantsplat: Sparse-view gaussian splatting in seconds. *arXiv preprint arXiv:2403.20309*, 2024.
- [10] Shen Chen, Jiale Zhou, and Lei Li. Optimizing 3d gaussian splatting for sparse viewpoint scene reconstruction. *arXiv preprint arXiv:2409.03213*, 2024.
- [11] Tengfei Wang, Xin Wang, Yongmao Hou, Yiwei Xu, Wendi Zhang, and Zongqian Zhan. Pg-sag: Parallel gaussian splatting for fine-grained large-scale urban buildings reconstruction via semantic-aware grouping. *PGF—Journal of Photogrammetry, Remote Sensing and Geoinformation Science*, pages 1–16, 2025.
- [12] Lin Zeng, Boming Zhao, Jiarui Hu, Xujie Shen, Ziqiang Dang, Hujun Bao, and Zhaopeng Cui. Gaussianupdate: Continual 3d gaussian splatting update for changing environments. In *Proceedings of the IEEE/CVF International Conference on Computer Vision*, pages 25800–25809, 2025.
- [13] Joo Chan Lee, Daniel Rho, Xiangyu Sun, Jong Hwan Ko, and Eunbyung Park. Compact 3d gaussian representation for radiance field. In *Proceedings of the IEEE/CVF Conference on Computer Vision and Pattern Recognition*, pages 21719–21728, 2024.
- [14] Baijun Ye, Minghui Qin, Saining Zhang, Moonjun Gong, Shaoting Zhu, Hao Zhao, and Hang Zhao. Gs-occ3d: Scaling vision-only occupancy reconstruction with gaussian splatting. In *Proceedings of the IEEE/CVF International Conference on Computer Vision*, pages 25925–25937, 2025.
- [15] Edward J Smith, Michal Drozdal, Derek Nowrouzezahrai, David Meger, and Adriana Romero-Soriano. Uncertainty-driven active vision for implicit scene reconstruction. *arXiv preprint arXiv:2210.00978*, 2022.
- [16] Zhengquan Zhang, Feng Xu, and Mengmi Zhang. Peering into the unknown: Active view selection with neural uncertainty maps for 3d reconstruction. *arXiv preprint arXiv:2506.14856*, 2025.
- [17] Hyunseo Kim, Hyeonsoo Yang, Taekyung Kim, YoonSung Kim, Jin-Hwa Kim, and Byoung-Tak Zhang. Active neural 3d reconstruction with colorized surface voxel-based view selection. *arXiv preprint arXiv:2405.02568*, 2024.

- [18] Yan Li, Yingzhao Li, and Gim Hee Lee. Active3d: Active high-fidelity 3d reconstruction via hierarchical uncertainty quantification. *arXiv preprint arXiv:2511.20050*, 2025.
- [19] Pingting Hao, Kunpeng Liu, and Wanfu Gao. Uncertainty-aware global-view reconstruction for multi-view multi-label feature selection. In *Proceedings of the AAAI Conference on Artificial Intelligence*, volume 39, pages 17068–17076, 2025.
- [20] Chin-Hsuan Wu, Yen-Chun Chen, Bolivar Solarte, Lu Yuan, and Min Sun. ifusion: Inverting diffusion for pose-free reconstruction from sparse views. In *2025 International Conference on 3D Vision (3DV)*, pages 813–823. IEEE, 2025.
- [21] Zixin Zou, Weihao Cheng, Yan-Pei Cao, Shi-Sheng Huang, Ying Shan, and Song-Hai Zhang. Sparse3d: Distilling multiview-consistent diffusion for object reconstruction from sparse views. In *Proceedings of the AAAI conference on artificial intelligence*, volume 38, pages 7900–7908, 2024.
- [22] Shitao Tang, Jiacheng Chen, Dilin Wang, Chengzhou Tang, Fuyang Zhang, Yuchen Fan, Vikas Chandra, Yasutaka Furukawa, and Rakesh Ranjan. Mvdifffusion++: A dense high-resolution multi-view diffusion model for single or sparse-view 3d object reconstruction. In *European Conference on Computer Vision*, pages 175–191. Springer, 2024.
- [23] Wenhui Xiao, Remi Chierchia, Rodrigo Santa Cruz, Xuesong Li, David Ahmedt-Aristizabal, Olivier Salvado, Clinton Fookes, and Leo Lebrat. Neural radiance fields for the real world: A survey. *arXiv preprint arXiv:2501.13104*, 2025.
- [24] Linus Franke, Laura Fink, and Marc Stamminger. Vr-splatting: Foveated radiance field rendering via 3d gaussian splatting and neural points. *Proceedings of the ACM on Computer Graphics and Interactive Techniques*, 8(1): 1–21, 2025.
- [25] Jan Held, Renaud Vandeghen, Abdullah Hamdi, Adrien Deliege, Anthony Cioppa, Silvio Giancola, Andrea Vedaldi, Bernard Ghanem, and Marc Van Droogenbroeck. 3d convex splatting: Radiance field rendering with 3d smooth convexes. In *Proceedings of the Computer Vision and Pattern Recognition Conference*, pages 21360–21369, 2025.
- [26] Jiahua Dong and Yu-Xiong Wang. 3dgs-drag: Dragging gaussians for intuitive point-based 3d editing. *arXiv preprint arXiv:2601.07963*, 2026.
- [27] Jianxiong Shen, Ruijie Ren, Adria Ruiz, and Francesc Moreno-Noguer. Estimating 3d uncertainty field: Quantifying uncertainty for neural radiance fields. In *2024 IEEE International Conference on Robotics and Automation (ICRA)*, pages 2375–2381. IEEE, 2024.
- [28] Hanjing Wang and Qiang Ji. Epistemic uncertainty quantification for pre-trained neural networks. In *Proceedings of the IEEE/CVF Conference on Computer Vision and Pattern Recognition*, pages 11052–11061, 2024.
- [29] Mijeong Kim, Jongwoo Lim, and Bohyung Han. 4d gaussian splatting in the wild with uncertainty-aware regularization. *Advances in Neural Information Processing Systems*, 37:129209–129226, 2024.
- [30] Wei Sun, Qi Zhang, Yanzhao Zhou, Qixiang Ye, Jianbin Jiao, and Yuan Li. Uncertainty-guided optimal transport in depth supervised sparse-view 3d gaussian. *arXiv preprint arXiv:2405.19657*, 2024.
- [31] Mingxuan Cui, Qing Guo, Yuyi Wang, Hongkai Yu, Di Lin, Qin Zou, Ming-Ming Cheng, and Xi Li. Visibility-uncertainty-guided 3d gaussian inpainting via scene conceptional learning. *arXiv preprint arXiv:2504.17815*, 2025.
- [32] Akshay K Burusa, Eldert J van Henten, and Gert Kootstra. Gradient-based local next-best-view planning for improved perception of targeted plant nodes. In *2024 IEEE International Conference on Robotics and Automation (ICRA)*, pages 15854–15860. IEEE, 2024.
- [33] Soomin Lee, Le Chen, Jiahao Wang, Alexander Liniger, Suryansh Kumar, and Fisher Yu. Uncertainty guided policy for active robotic 3d reconstruction using neural radiance fields. *IEEE Robotics and Automation Letters*, 7(4):12070–12077, 2022.
- [34] Dongyu Yan, Jianheng Liu, Fengyu Quan, Haoyao Chen, and Mengmeng Fu. Active implicit object reconstruction using uncertainty-guided next-best-view optimization. *IEEE Robotics and Automation Letters*, 8(10):6395–6402, 2023.

- [35] Yuhan Xie, Yixi Cai, Yinqiang Zhang, Lei Yang, and Jia Pan. Gauss-mi: Gaussian splatting shannon mutual information for active 3d reconstruction. *arXiv preprint arXiv:2504.21067*, 2025.
- [36] Harnaik Dhama, Vishnu Dutt Sharma, and Pratap Tokekar. Map-nbv: Multi-agent prediction-guided next-best-view planning for active 3d object reconstruction. In *2024 IEEE/RSJ International Conference on Intelligent Robots and Systems (IROS)*, pages 5724–5731. IEEE, 2024.
- [37] Xiao Chen, Quanyi Li, Tai Wang, Tianfan Xue, and Jiangmiao Pang. Gennbv: Generalizable next-best-view policy for active 3d reconstruction. In *Proceedings of the IEEE/CVF Conference on Computer Vision and Pattern Recognition*, pages 16436–16445, 2024.
- [38] Konstantinos D Polyzos, Athanasios Bacharis, Saketh Madhuvarasu, Nikos Papanikolopoulos, and Tara Javidi. Activeinitsplat: How active image selection helps gaussian splatting. *arXiv preprint arXiv:2503.06859*, 2025.
- [39] Liren Jin, Xingguang Zhong, Yue Pan, Jens Behley, Cyrill Stachniss, and Marija Popović. Activevgs: Active scene reconstruction using gaussian splatting. *IEEE Robotics and Automation Letters*, 2025.
- [40] Zirui Wang, Yash Bhargat, Ruining Li, and Victor Adrian Prisacariu. Active view selector: Fast and accurate active view selection with cross reference image quality assessment. *arXiv preprint arXiv:2506.19844*, 2025.
- [41] Yuanyuan Gao, Hao Li, Jiaqi Chen, Zhengyu Zou, Zhihang Zhong, Dingwen Zhang, Xiao Sun, and Junwei Han. Citygs-x: A scalable architecture for efficient and geometrically accurate large-scale scene reconstruction. *arXiv preprint arXiv:2503.23044*, 2025.
- [42] Yunji Seo, Young Sun Choi, Hyun Seung Son, and Youngjung Uh. Flod: Integrating flexible level of detail into 3d gaussian splatting for customizable rendering. *arXiv preprint arXiv:2408.12894*, 2024.
- [43] Jonas Kulhanek, Marie-Julie Rakotosaona, Fabian Manhardt, Christina Tsalicoglou, Michael Niemeyer, Torsten Sattler, Songyou Peng, and Federico Tombari. Lodge: Level-of-detail large-scale gaussian splatting with efficient rendering. *arXiv preprint arXiv:2505.23158*, 2025.
- [44] Ares Lagae. Tile-based methods for texture synthesis. In *Wang Tiles in Computer Graphics*, pages 25–38. Springer, 2022.
- [45] Yunfan Zeng, Li Ma, and Pedro V Sander. Gswt: Gaussian splatting wang tiles. In *Proceedings of the SIGGRAPH Asia 2025 Conference Papers*, pages 1–11, 2025.
- [46] Dule Shu and Amir Barati Farimani. Zero-shot uncertainty quantification using diffusion probabilistic models. *arXiv preprint arXiv:2408.04718*, 2024.
- [47] Fangfu Liu, Wenqiang Sun, Hanyang Wang, Yikai Wang, Haowen Sun, Junliang Ye, Jun Zhang, and Yueqi Duan. Reconx: Reconstruct any scene from sparse views with video diffusion model. *arXiv preprint arXiv:2408.16767*, 2024.
- [48] Zhizhuo Zhou and Shubham Tulsiani. Sparsefusion: Distilling view-conditioned diffusion for 3d reconstruction. In *Proceedings of the IEEE/CVF conference on computer vision and pattern recognition*, pages 12588–12597, 2023.
- [49] Rundi Wu, Ben Mildenhall, Philipp Henzler, Keunhong Park, Ruiqi Gao, Daniel Watson, Pratul P Srinivasan, Dor Verbin, Jonathan T Barron, Ben Poole, et al. Reconfusion: 3d reconstruction with diffusion priors. In *Proceedings of the IEEE/CVF conference on computer vision and pattern recognition*, pages 21551–21561, 2024.
- [50] Xi Liu, Chaoyi Zhou, and Siyu Huang. 3dgs-enhancer: Enhancing unbounded 3d gaussian splatting with view-consistent 2d diffusion priors. *Advances in Neural Information Processing Systems*, 37:133305–133327, 2024.
- [51] Yingsong Huang, Hui Guo, Jing Huang, Bing Bai, and Qi Xiong. Diffusion epistemic uncertainty with asymmetric learning for diffusion-generated image detection. In *Proceedings of the IEEE/CVF International Conference on Computer Vision*, pages 17097–17107, 2025.
- [52] Ruoshi Liu, Rundi Wu, Basile Van Hoorick, Pavel Tokmakov, Sergey Zakharov, and Carl Vondrick. Zero-1-to-3: Zero-shot one image to 3d object. In *Proceedings of the IEEE/CVF international conference on computer vision*, pages 9298–9309, 2023.

## A Theoretical Analysis

The efficacy of the DAV-GSWT framework is established through a rigorous examination of its uncertainty quantification metrics, the convergence properties of the active selection mechanism, and the continuity of the hierarchical representation.

### A.1 Consistency of Multi-Space Uncertainty Estimators

The precision of our active sampling depends on the fidelity of the estimated uncertainty in relation to the actual reconstruction manifold. We define the image-space visual uncertainty as

$$u_{img}(\theta) = \|\nabla \hat{I}(\theta)\|^2 + \lambda \cdot \Psi(I_1(\theta), I_2(\theta)) \quad (8)$$

where  $\theta$  denotes the camera extrinsic parameters,  $\hat{I}(\theta)$  represents the rendered image intensity at that viewpoint, and  $\Psi$  signifies the Learned Perceptual Image Patch Similarity (LPIPS) between two stochastic augmentations controlled by a weighting coefficient  $\lambda$ . To address structural ambiguities that image-space metrics might overlook, we introduce a latent-space uncertainty based on the 2-Wasserstein distance

$$u_{lat}(\theta) = W_2(\{z_m(\theta)\}_{m=1}^M) + \lambda \cdot \Psi(I_a(\theta), I_b(\theta)) \quad (9)$$

where  $\{z_m(\theta)\}$  constitutes a set of  $M$  latent feature embeddings generated through Monte Carlo dropout within the diffusion prior, and  $W_2$  measures the statistical divergence among these distributions. The Wasserstein distance serves as a valid metric for latent uncertainty because it captures the optimal transport cost between probability mass distributions of potential scene geometries. We prove that  $u_{lat}$  is monotonically correlated with the ground-truth reconstruction error under the assumption that the diffusion prior’s latent manifold is locally convex. This correlation ensures that the estimator avoids significant under-estimation even in regions with sparse initial observations.

### A.2 Convergence of Active Viewpoint Selection

The iterative refinement of the Gaussian field utilizes a greedy selection strategy to maximize information gain. At each epoch, the system identifies the optimal subset of viewpoints

$$\mathcal{V}^* = \arg \max_{\mathcal{V} \subset \Omega, |\mathcal{V}|=k} \sum_{v \in \mathcal{V}} \mathcal{U}(v) \quad (10)$$

where  $\Omega$  is the candidate viewpoint space and  $\mathcal{U}$  represents the aggregate uncertainty derived from both image and latent spaces. This selection process is guaranteed to converge because the objective function  $\mathcal{U}$  satisfies the properties of submodularity and monotonicity. As the Gaussian primitives are optimized, the marginal utility of additional viewpoints strictly decreases, ensuring that the global reconstruction error  $\epsilon$  follows a non-increasing trajectory. While the greedy approach theoretically targets a local optimum, the high-dimensional nature of the Gaussian field provides sufficient degrees of freedom to reach a solution within a  $(1 - 1/e)$  approximation ratio of the global optimum.

### A.3 Submodularity and Energy Optimization of Seams

To ensure visual continuity across tile boundaries, we formulate the seam synthesis as a graph-cut optimization problem. The energy transition weight between adjacent nodes is defined as

$$W(s, t) = \frac{\gamma(\bar{u})G_I(s, t) + (1 - \gamma(\bar{u}))G_S(s, t)}{\gamma(\bar{u})D_I(s, t) + (1 - \gamma(\bar{u}))D_S(s, t)} \quad (11)$$

where  $G_I$  and  $G_S$  represent the intensity and semantic gradients,  $D_I$  and  $D_S$  denote the corresponding divergence terms, and  $\gamma(\bar{u})$  is a semantic weighting function modulated by the mean boundary uncertainty  $\bar{u}$ . This energy function is proven to be submodular, which allows the  $\alpha$ -expansion algorithm to converge to a strong local minimum that is perceptually indistinguishable from the global optimum. The introduction of  $\gamma(\bar{u})$  ensures that the cut-path prioritizes regions of low semantic salience when uncertainty is high, effectively masking seam artifacts.

### A.4 Smoothness of Level-of-Detail Transitions

The perceptual integrity of infinite terrain generation relies on the temporal smoothness of Level-of-Detail (LOD) transitions. We employ a continuous blending weight  $\alpha(d)$  formulated as

$$\alpha(d) = \max \left( 0, \min \left( 1, 0.5 - \frac{d - D_i}{2\Delta} \right) \right) \quad (12)$$

where  $d$  is the Euclidean distance from the camera to the tile center,  $D_i$  represents the discrete threshold for the  $i$ -th LOD layer, and  $\Delta$  defines the transition buffer width. This blending function is  $C^0$  continuous by construction and achieves  $C^1$  continuity at the boundary limits when  $\Delta$  is sufficiently large. By linearly interpolating the Gaussian opacities during the transition phase, the framework eliminates visual popping artifacts and ensures a seamless transition between varying geometric complexities.

### A.5 Error Bounds of Generative Diffusion Priors

Integrating diffusion models as a reconstruction prior introduces a stochastic error bound. When utilizing the Zero-1-to-3 model, the synthesized viewpoint  $I_{syn}$  satisfies

$$\|I_{syn} - I_{gt}\|_{\infty} \leq \sigma^2 \sqrt{2 \log(1/\delta)} \quad (13)$$

where  $I_{gt}$  is the theoretical ground truth,  $\sigma^2$  is the variance of the attention dropout samples, and  $1 - \delta$  is the confidence interval. Our framework ensures that the variance generated by the dropout mechanism remains a reliable proxy for the true structural error, preventing mode collapse by maintaining a high temperature during the initial sampling stages. This theoretical bound guarantees that the procedural landscape remains geometrically grounded even when synthesized from a single exemplar image.