

# SACS: A Code Smell Dataset using Semi-automatic Generation Approach

HANYU ZHANG<sup>†</sup>

Department of Industrial and Management Systems  
Engineering  
Waseda University  
Japan  
bankzhy@akane.waseda.jp

TOMOJI KISHI

Department of Industrial and Management Systems  
Engineering  
Waseda University  
Japan  
[kishi@waseda.jp](mailto:kishi@waseda.jp)

## ABSTRACT

Code smell is a great challenge in software refactoring, which indicates latent design or implementation flaws that may degrade the software maintainability and evolution. Over the past of decades, the research on code smell has received extensive attention. Especially the researches applied machine learning-technique have become a popular topic in recent studies. However, one of the biggest challenges to apply machine learning-technique is the lack of high-quality code smell datasets. Manually constructing such datasets is extremely labor-intensive, as identifying code smells requires substantial development expertise and considerable time investment. In contrast, automatically generated datasets, while scalable, frequently exhibit reduced label reliability and compromised data quality. To overcome this challenge, in this study, we explore a semi-automatic approach to generate a code smell dataset with high quality data samples. Specifically, we first applied a set of automatic generation rules to produce candidate smelly samples. We then employed multiple metrics to group the data samples into an automatically accepted group and a manually reviewed group, enabling reviewers to concentrate their efforts on ambiguous samples. Furthermore, we established structured review guidelines and developed an annotation tool to support the manual validation process. Based on the proposed semi-automatic generation approach, we created an open-source code smell dataset, SACS, covering three widely studied code smells: Long Method, Large Class, and Feature Envy. Each code smell category includes over 10,000 labeled samples. This dataset could provide a large-scale and publicly available benchmark to facilitate future studies on code smell detection and automated refactoring.

## CCS CONCEPTS

• **Software and its engineering** → Software organization and properties; Software creation and management;

## KEYWORDS

software refactoring, code smell, dataset, long method, large class, feature envy

## ACM Reference format:

FirstName Surname, FirstName Surname and FirstName Surname. 2026. SACS: A Code Smell Dataset using Semi-automatic Generation Approach In *Proceedings of ACM Woodstock conference (WOODSTOCK '18)*. ACM, New York, NY, USA, 6 pages.

## 1 INTRODUCTION

Software Refactoring has been playing an important role in software lifecycle helps to improve the maintainability and readability of the software. It refers to optimizing the software internal structure without changing its external behavior. During the software refactoring process, Code Smell has always been an important topic, which indicate potential design and implementation deficiencies. This term was first coined by Kent Beck and further explained by Fowler in 1999 [1]. They set out 22 typical code smells and described how to recognize them, such as long method, large class, feature envy. etc. Since then, code smell has become a popular topic in software engineering, attracting continuous attention from both academia and industry.

Over the past decades, numerous approaches for code smell detection and refactoring have been proposed, which can be broadly categorized into metric-based, rule-based, graph-based, and machine-learning-based methods [2][3]. The metric-based approach represents the earliest and most traditional techniques, and the machine learning approaches have been the most popular research topic in recent studies. Especially, the deep learning approach has received extensive attention from the researchers due to their strong performance.

When applying the machine learning approach to code smell refactoring, one of the biggest challenges is to get a large volume of high-quality data samples, as both dataset quality and size are key factors affecting model performance. This challenge is particularly critical for deep learning models. However, in practice, only few of open-source code smell refactoring datasets are currently available and most of them are not enough for deep learning tasks. Moreover, constructing a code smell dataset is always not easy, since it requires high experience from developers and takes too much time-consuming.

To address this challenge, several studies have attempted to construct a large volume high-quality code smell datasets to support research on code smell refactoring. The most straightforward approach is to manually create such datasets. For instance, the MLCQ dataset proposed by Madeyski [4] involved 20 developers to manually examined 14,739 code samples on four types of code smells: Blob, Data Class, Long Method, and Feature Envy. However, the cost of manual dataset construction is extremely high, making it unsuitable for large-scale dataset creation, as identifying code smells requires substantial development experience and significant time investment. Moreover, the review results may vary across annotators, especially for some ambiguous data samples, which may introduce potential inconsistency into the dataset.

To overcome the limitations of manual dataset construction, existing studies have also explored automatic approaches. In the study by Liu et al. [5], to get substantial data samples for deep learning tasks, they introduced an automatic dataset generation approach called *smell-introducing refactoring*, which involves unwanted refactoring to the high quality open-source projects that reduce the software quality. However, this approach also has several limitations. As discussed in the paper, the quality of the automatically generated dataset cannot be guaranteed because it is difficult to ensure that all software entities in open-source projects are well-designed, and they cannot guarantee that all generated software entities are smelly.

Motivated by the aforementioned limitations, we explore the feasibility of combining automated generation techniques with manual process to develop a semi-automatic framework for high-quality code smell dataset generation. Specifically, we first intentionally create the smelly software entities from the code corpus using pre-defined generation rules. Subsequently, multiple software metrics and rules are applied to categorize both the automatically generated samples and the original code samples into an automatically accepted group and a manually reviewed group. Finally, manual validation is conducted based on the established structured review guidelines and an annotation tool developed by us. Compared to the existing code smell dataset generation approaches, our approach leverages automated techniques to generate a large volume of data samples, while incorporating manual verification for ambiguous data samples to ensure dataset quality.

This study is a further extension of the dataset generation approach mentioned in studies proposed by Zhang [6] [7]. Compared to the previous techniques, this study provides a more complete structural process to generate code smell dataset. The details are listed as follows.

First, we further improved the semi-automated dataset generation approach to support more code smell. The enhanced approach could generate large amount data samples in three types of code smell data samples: Large Class, Long Method, and Feature Envy.

Second, we upgrade all tools in semi-automatic dataset generation approach including generation assistance algorithm and

annotation tool. The new annotation tool could be run as a JetBrains IDE plugin to improve data labeling efficiency.

Finally, we utilized this semi-automatic approach to create a large-scale open-source code smell dataset: SACS, covering three widely studied code smells: Long Method, Large Class, and Feature Envy, and each code smell category includes over 10,000 labeled samples.

This paper is organized as follows. Section 2 reviews some open-source code smell datasets and the dataset creation approach in the previous studies. Section 3 describes the proposed semi-automatic dataset generation approach, in detail. Section 4 presents the open-source code smell dataset (SACS) proposed in this study. Finally, Section 5 concludes the paper and outlines future research directions.

## 2 RELATED DATASET

In this section, we will present several code smell datasets mainly focusing on the dataset generation approach proposed in previous code smell-related studies.

The most commonly used dataset construction approach is the manual approach. A representative example is the MLCQ dataset proposed by Madeyski [4]. It contains approximately 15,000 manually reviewed Java code samples collected from contemporary open-source projects. Each data sample is annotated with four common code smell types—Blob (God Class), Data Class, Feature Envy, and Long Method—and assigned a severity level ranging from none to critical. The labeling process involved 20 professional software developers, and each sample underwent cross-review to ensure annotation reliability. The primary advantage of the manual approach is its potential to guarantee high-quality and accurate labels. However, the cost of manually constructing a code smell dataset is extremely high for several reasons. First, identifying smelly software entities requires substantial development experience, and even expert developers must spend significant time on each data sample. Second, annotation consistency is difficult to maintain, as different developers may give different review results towards ambiguous data samples. Due to these limitations, manually generated datasets are not suitable for machine learning applications, especially for deep learning approaches that require substantial amounts of training data.

To address the above limitations, several studies have tried to integrate automatic generation techniques into the dataset generation approach. In Fontana's study [8], to support the machine learning in code smell detection, they included 74 open-source projects from different domains as the data sources. Based on the huge amount of data sources, they used existing refactoring tools as the Advisors to get a candidate list of data samples and manually validated 1,986 data samples for the machine learning task. Although this approach utilized the Advisor to reduce the developer's manually labeling effort, the scale of dataset is still small. And it is hard to get enough positive data samples in dataset. As a result, this approach still does not scale well for large-scale machine learning, especially for deep learning models.

To further improve the automation of dataset generation, the fully automatic dataset generation approach has also been proposed. In Liu's approach [5], they proposed a fully automatic dataset generation approach called *smell-introducing refactoring*. In their approach, they intentionally create a series of smelly software entities as positive data samples from some high-quality open-source projects. In contrast, the other software entities within these projects are considered as non-smelly and extracted as negative data samples. To ensure external behavioral correctness after modification, the automatic correction functionality provided by existing IDEs is applied. This fully automatic strategy significantly improves the efficiency of dataset construction. However, it lost the quality of data samples. As the author pointed out in the paper, the dataset generated in this approach could not guarantee its data quality. First, for positive samples, the approach cannot always generate genuinely smelly software entities, as automatically generated samples do not always exhibit the characteristics of code smells. Second, for negative samples, although high-quality open-source projects are selected as code sources, it cannot be guaranteed that all extracted entities are truly smell-free.

Based on the above discussion, we summarize the existing approaches as follows. First, traditional manual approaches are capable of producing high-quality and reliable data samples; however, they require substantial human effort and time cost. These limitations make it difficult to scale such datasets for machine learning-based approaches. Second, automatic approaches can efficiently generate large volumes of data samples, but they often sacrifice label accuracy and overall data quality.

In this study, we propose a novel semi-automatic dataset generation approach to construct a large-scale and high-quality code smell dataset. Specifically, we first pre-defined generation rules for each code smell to generate enough amount of positive data samples. Next, we utilized several metrics and formulas to group the data samples into an automatically accepted group and a manually reviewed group, thus the developers could focus the human effort on the ambiguous data samples. Compared with the existing dataset generation approaches, our approach not only preserves the efficiency advantages of automation approach but also significantly improves dataset quality. The detail is explained in following sections.

### 3 SEMI-AUTOMATIC GENERATION

#### 3.1 Overview

The overall workflow of our approach is illustrated in Figure 1. Prior to the dataset generation, we collected several open-source projects as code corpus. Next, in the first step, smelly software entities are intentionally created from the code corpus by pre-defined generation rules. Subsequently, a set of rules is applied to group both the automatically generated samples and the original code samples into two groups: *A\_Group* and *M\_Group*. Data samples in *A\_Group* are directly included in the final dataset, whereas the data samples in *M\_Group* will undergo manual verification by developers before integration. The manual checking

process is facilitated by an annotation tool developed in this study. The details of each step are presented in the following subsections.

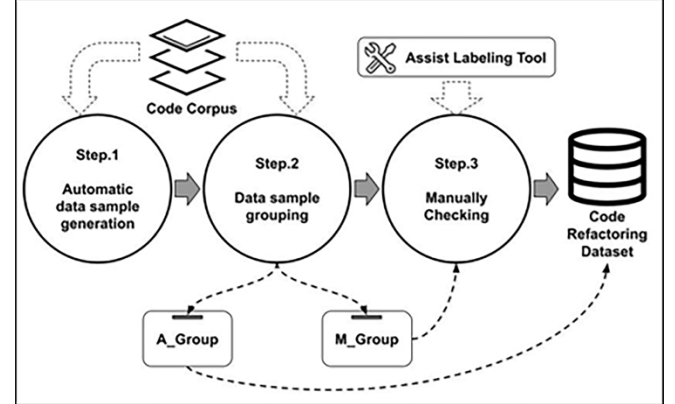


Figure 1 The overview of dataset generation

#### 3.2 Data Sample Automatic Generation-Step.1

When constructing a code smell dataset, smelly code samples are often scarce in most of open-source projects. Traditional manual approaches are therefore insufficient to address this challenge. Thus, it is necessary to generate positive data samples automatically. In our approach, smelly software entities are generated from the code corpus according to several predefined rules. The generation rules for each type of code smell are explained as follows.

For long method, we identify three patterns of method invocation as the generation rules to apply method merging accordingly. As shown in Figure.2, the first pattern occurs when a method is directly invoked as a statement. The second pattern arises when a variable within a statement is assigned the return value of another method. The third pattern involves cases where a method is invoked within an expression inside a statement. Once these method-merge opportunities are identified, we perform the merging operation and subsequently resolve any errors introduced during the process.

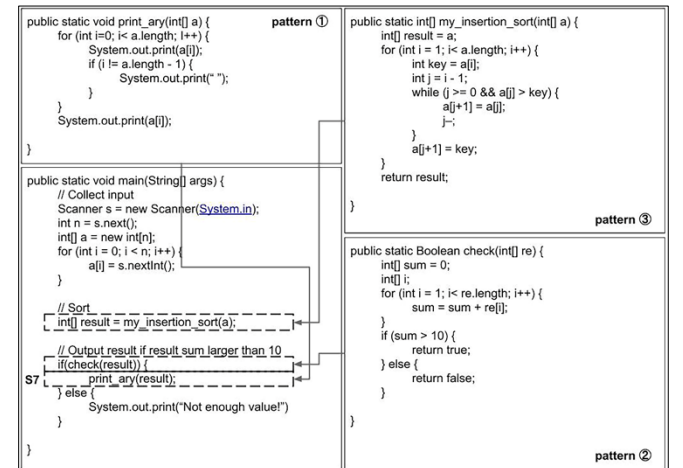


Figure 2 Long method data sample generation

For example, the code in Figure 2 represents a program that sorts input numbers and prints them when their sum exceeds 10. In Pattern 1, the method *print\_ary* is invoked at line S7 of the *main* method. In this case, the two methods exhibit a caller-callee relationship and can be merged by copying all statements from the callee method *print\_ary* into the caller method *main*. The parameter *a* in *print\_ary* is replaced with the corresponding variable *result* after the merge. Methods under Patterns 2 and 3 could be merged in a similar way to generate positive data samples.

For large class, we also designed two patterns of merging opportunities as shown in Figure 3. These two merging opportunities were designed based on the three refactoring strategies for large classes introduced by Fowler [1]: Extract Class, Extract Superclass, and Replace Type Code with Subclasses. Specifically, the first pattern involves classes with an inheritance relationship, where the parent class can be merged into the child class. For example, in Pattern 1 of Figure 3, the parent class *Product* can be merged into the child class *Book* by copying all methods and fields into the child class. The second pattern involves classes with a usage relationship, where one class is used as a field in another. As illustrated in Figure 3, the class *Cart* is used as a field within the class *User*. In this case, the two classes can be merged by copying all fields and methods from *Cart* into *User*.

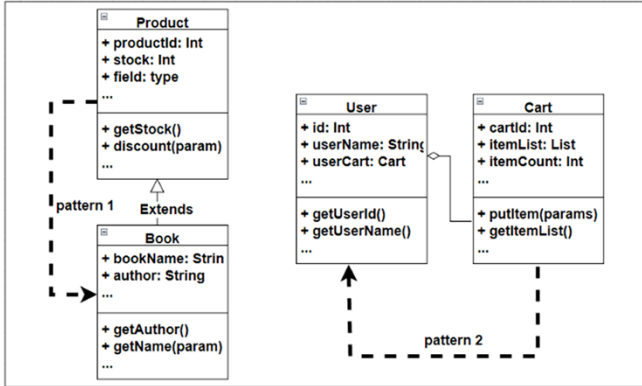


Figure 3 Large class data sample generation

For feature envy, we generate data samples by identifying related classes for each method according to three pattern rules and attempting to move the method to the related class. The rules for identifying related classes are illustrated in Figure 4.

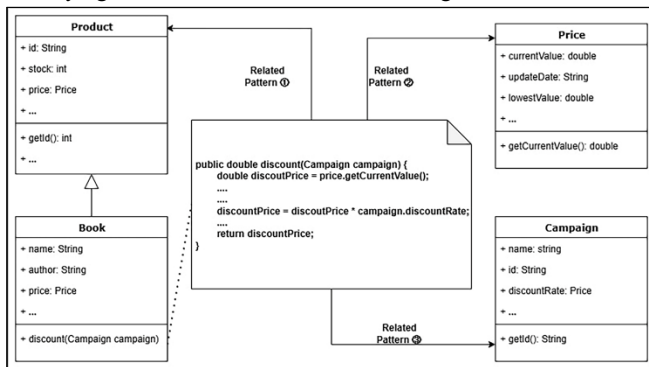


Figure 4 Feature envy data sample generation

In the first pattern, we determine whether the class of the target method has a parent class. If so, we examine whether any unique fields of the current class are accessed by the target method. If no such fields are used, the method is considered a candidate for relocation to the parent class. In the second pattern, we identify related classes based on property usage. For example, in Figure 4, the method *discount* accesses the property *price* in the *Book* class. Since *price* is defined in the *Price* class, the method *discount* can be relocated from *Book* to *Price*. In the third pattern, related classes are inferred from the parameter list of the target method. For instance, in Figure 4, *campaign* is a parameter of the target method, and thus the class *Campaign* is regarded as a related class. In this case, the method *discount* can be moved to the *Campaign* class.

It should be noted that related classes are restricted to those defined within the project itself; generic language classes or classes defined in external APIs are excluded. If the method relocation succeeds, the target method, along with its original class and target class, is recorded as a feature envy data sample. The reconstruction of methods and target classes differs across patterns. For example, in Pattern 2, the original class *Book* must be added as a field to the target class *Price*, and the invocation relationships in the relocated method must be updated accordingly. In Pattern 3, the parameters of the target method are replaced with references to the source class, and the invocation relationships are likewise modified.

### 3.3 Data Sample Grouping-Step.2

To efficiently obtain sufficient high-quality data samples, it is necessary to reduce the workload of human labeling as much as possible. Thus, we must determine which software entities have a higher possibility (or lower possibility) of being smelly, so that we could focus human effort on the ambiguous data samples. To achieve this, we designed several software metrics and rules for each code smell to group the data samples into two groups: *A\_Group* and *M\_Group*. The data samples in the *A\_Group* will be directly applied to the final dataset, whereas the data samples in the *M\_Group* are included after manual verification.

For long method, we used the LOC as the baseline metric and set up three possibility-ranges. Each possibility-range represents the different possibility that the method inside it could be considered as long method. The first range (PR1), covering methods whose LOC fall between 0 and the threshold *MinTv*, indicates a low likelihood of being smelly. The second range (PR2), spanning from *MinTv* to *MaxTv*, represents methods that have a moderate possibility of being long methods. The final range (PR3), which includes methods whose LOC exceed *MaxTv*, corresponds to a high likelihood of being long method. The threshold values were set to *MaxTv* = 30 and *MinTv* = 15 as discussed in Zhang's study [6]. The possibility-ranges are then used to group the data samples according to the rules specified in Table 1.

Table 1 Grouping rules for long method dataset

Group	Description
<b>A_Group</b>	1.The merged method with the LOC in PR3(>30) 2.The original method with the negative checked result by Advisor and the LOC in PR1(<15)
<b>M_Group</b>	1.The original method which LOC in PR3(>30)

	2.The merged method with the LOC in PR2(15 to 30) 3.The original method with the negative checked result by Advisor and the LOC in PR2(15 to 30)
--	---

For large class, the possibility-ranges are created by three baseline metrics: LOC, Number of Methods (NOM), and Number of Attributes (NOA). The PR1 represents classes with LOC, NOM, and NOA all exceeding their respective maximum thresholds (*MaxTv*), indicating a high likelihood of being large classes. PR2 includes classes whose LOC, NOM, and NOA all fall below the minimum thresholds (*MinTv*), suggesting a low likelihood of being large classes. PR3 covers all remaining cases, representing classes with a moderate possibility of being large classes.

The values of *MaxTv* and *MinTv* for the large class depend on both the target programming language and the characteristics of the projects included in the code corpus. Therefore, it is necessary to examine the specifications of the target language or collect statistical information on the relevant metrics within the corpus before determining appropriate threshold values. In this study, the *MaxTv* thresholds are set to 10 for NOA, 10 for NOM, and 130 for LOC, and the *MinTv* thresholds are 5 for NOA, 7 for NOM, and 70 for LOC. Subsequently, the data samples were grouped according to the rules summarized in Table 2.

**Table 2 Grouping rules for large class dataset**

Group	Rules
<b>A_Group</b>	1.The merged class in PR1 2.The original class in PR2
<b>M_Group</b>	1.The merged class in PR3 2.The original class in PR3 3.The original class in PR1

For feature envy, we employed a custom metric, Number of Foreign Data Invocation (NFDI) to set up possibility-ranges. Specifically, NFDI measures the frequency with which attributes or methods from external classes are invoked within a given target method. For the PR1, it includes methods whose NFDI values fall between 0 and *MinTv*, indicating a low likelihood of being feature envy. For the PR2, it covering the methods whose NFDI values from *MinTv* to *MaxTv*, represents methods with a moderate possibility of being feature envy. For the PR3, it includes methods whose NFDI values exceed *MaxTv*, indicating a high likelihood of exhibiting feature envy.

The values of *MaxTv* and *MinTv* for feature envy were also determined based on a survey of code corpus data samples. We observed that the methods affected by feature envy typically exhibit an NFDI between 2 and 5, whereas normal methods generally fall within the range of 0 to 5. Consequently, we set *MaxTv* to 5 and *MinTv* to 2. Using these thresholds, the possibility ranges were applied to divide the data samples, according to the rules summarized in Table 3.

**Table 3 Grouping rules for feature envy dataset**

Group	Rules
<b>A_Group</b>	1.The moved method in PR3 2.The original method in PR1

<b>M_Group</b>	1.The moved method in PR2 2.The original method in PR2 3.The original method in PR3
----------------	---

### 3.4 Manually Checking-Step.3

As described above, the final step of our approach is to manually check the data samples in *M\_Group*. For each code smell, the manual verification process encompasses two important tasks. First, the developer determines whether a given data sample is a smelly software entity or not. Second, if the software entity is identified as smelly, the developer specifies the appropriate refactoring action. For instance, which lines should be extracted from a long method, which methods should be extracted from a large class, or to which related target class a feature envy method should be moved. To support accurate annotation, we supply explicit refactoring guidelines for each code smell, thereby promoting both efficiency and consistency in the annotation process. Detailed guidelines for each code smell are provided as follows.

For long method, developers will mark the data samples according to the following guidelines.

1. Is the target method hard to read?
2. Is the target method accessing too many attributes or other methods that may reduce the maintainability?
3. Does the target method have multiple functions or too many parameters, which may reduce the reusability?
4. If the target method is a long method, which lines should be extracted from this method?

For large class, developers will mark the data sample according to the following guidelines.

1. Does the class have too many lines of code?
2. Does the class have too many fields?
3. Does the class have too many complex methods?
4. Does the class have class extraction opportunities that may reduce the reusability of the target class?
5. Does the class have too many responsibilities, which may reduce the maintainability of the target class?
6. If the target class is a large class, which method should be extracted from the target class?

For feature envy, developers will mark the data sample according to the following guidelines.

1. Does the method frequently call from another class?
2. Does the method frequently access another class?
3. Does the method rarely use attributes in its own class?
4. Does the method seem more cohesive with another class semantically?
5. If the target method is identified as feature envy, which class should it be moved to?

The annotation process was supported by a custom annotation tool developed in this study. We implemented the annotation tool as a JetBrains plugin. The tool allows developers to annotate data samples more efficiently within the IDE, thereby facilitating large-scale code smell data annotation through remote collaboration. The tool is publicly available at: [https://github.com/Bankzhy/sce\\_exp.git](https://github.com/Bankzhy/sce_exp.git).



## 4 OPEN-SOURCE DATASET: SACS

Following the above dataset generation approach, we created a large-scale open-source code smell refactoring dataset. We collected 16 open-source java projects as the code corpus including: JEdit [9], RxJava [10], Junit4 [11], Mybatis3 [12], Netty [13], Gephi [14], Plantuml [15], Groot [16], MusicBot [17], Traccar [18], JgraphT [19], Libgdx [20], Freeplane [21], Jsprit [22], Open Hospital [23], and OpenRefine [24]. We applied semi-automatic generation techniques to the first ten projects as training datasets, while using the remaining six projects as evaluation datasets, mainly based on manual data annotation. The whole dataset including over 13,000 positive data samples and over 70,000 negative data samples. The overview of this dataset is shown in Table 4, and it has been released in [https://github.com/Bankzhy/GCSM\\_Dataset.git](https://github.com/Bankzhy/GCSM_Dataset.git).

**Table 4 Dataset Overview**

	Long Method	Large Class	Feature Envy
<b>Positive</b>	5,120	3,376	4,726
<b>Negative</b>	49,991	9,722	12,578
<b>Total</b>	55,111	13,098	17,304

For the training dataset, we applied the semi-automated generation technique introduced in Section 3. In the process of data sample automatic generation and grouping, it was supported by an assist program implemented by us. The program first transforms all target projects to the abstract syntax tree (AST) using the “tree-sitter” [25], then generates the automatic data samples and divides it into two groups, following the rules in Section 3.2. Next, in manually checking phase, we employed three Java developers, each with over eight years of Java program experience. The validation process was supported by the annotation tool described in Section 3.4. Finally, we got the training dataset with totally over 20,000 data samples. The training dataset proportion is shown in Table 5.

**Table 5 Training dataset overview**

	Long Method	Large Class	Feature Envy
<b>Positive</b>	4,298	3,119	4,253
<b>Negative</b>	4,298	3,119	4,253
<b>Total</b>	8,596	6,238	8,506

**Table 6 Evaluation dataset overview**

	Long Method	Large Class	Feature Envy
<b>Positive</b>	822	257	473
<b>Negative</b>	13,596	3,197	3,783
<b>Total</b>	14,418	3,454	4,256

For the evaluation dataset, we only applied manually checking phases for all classes and methods. As results, the evaluation dataset consisted of over 20,000 data samples, and the proportion of the evaluation dataset is shown in Table 6.

## 5 CONCLUSION

This study proposes a novel semi-automatic approach for generating a large-scale, high-quality code smell dataset. The approach first applies rule-based techniques to automatically generate candidate positive samples, then defines possibility ranges to divide samples into manually reviewed and automatically accepted groups. Detailed review guidelines and a custom annotation tool were developed to support manual validation. Using this approach, we constructed an open-source dataset, SACS, covering three common code smells—Long Method, Large Class, and Feature Envy—with over 10,000 labeled samples per category. We believe that this dataset will provide valuable support for future research on code smell detection and refactoring.

Despite the promising results by our approach, we acknowledge that a small number of erroneous samples may exist among the dataset due to the limitations of the grouping rules. Nevertheless, careful threshold setting and the established possibility range support the overall reliability, which makes the proposed data generation approach still be considered trustworthy. Moreover, part of the dataset was manually annotated by three developers, and despite detailed guidelines, some subjective inconsistencies were unavoidable. While cross-validation could reduce such bias, it was not adopted due to time cost in this stage. In future work, we aim to further scale up the dataset by engaging more developers and to generalize the proposed framework to more code smell types.

## REFERENCES

- [1] Martin Fowler, Kent Beck, John Brant, and William Opdyke. 1999. Refactoring: Improving the Design of Existing Code. Addison-Wesley Professional, Reading.
- [2] Abdulrahman Ahmed Bobakr Baqais and Mohammad Alshayeb. 2020. Automatic software refactoring: a systematic literature review. *Software Quality Journal* 28, 2 (Jun 2020), 459–502. <https://doi.org/10.1007/s11219-019-09477-y>
- [3] Tushar Sharma, and Diomidis Spinellis. 2018. A survey on software smells. *Journal of Systems and Software* 138 (2018), 158–173.
- [4] Lech Madeyski and Tomasz Lewowski. 2020. MLCQ: Industry-Relevant Code Smell Data Set. In *Proceedings of the 24th International Conference on Evaluation and Assessment in Software Engineering (EASE '20)*. Association for Computing Machinery, New York, NY, USA, 342–347.
- [5] Liu Hui, Jin Jiajiao, Xu Zhifeng, Zou Yanzhen, Bu Yifanand, Zhang Lu. 2021. Deep learning based code smell detection. *IEEE Transactions on Software Engineering* 47, 9 (September 2021), 1811–1837.
- [6] Zhang Hanyu, Kishi Tomoji. 2023. Long method detection using graph convolutional networks. *Journal of Information Processing* 31 (2023), 469–477.
- [7] Zhang Hanyu, Kishi Tomoji. 2024. Large class detection using GNNs: A graph based deep learning approach utilizing three typical GNN model architectures. *IEICE Transactions on Information and Systems* E107.D, 9 (2024), 1140–1150.
- [8] Francesca Arcelli Fontana, Mika V. Mäntylä, Marco Zanoni, and Alessandro Marino. 2016. Comparing and experimenting machine learning techniques for code smell detection. *Empirical Softw. Engg.* 21, 3 (June 2016), 1143–1191.
- [9] JEdit. <http://jedit.org/> (accessed 2025-04-29).
- [10] RxJava. <https://github.com/ReactiveX/RxJava> (accessed 2025-04-29).
- [11] Junit4. <https://github.com/junit-team/junit4> (accessed 2025-04-29).
- [12] Mybatis3. <https://github.com/mybatis/mybatis-3> (accessed 2025-04-29).
- [13] Netty. <https://github.com/netty/netty> (accessed 2025-04-29).
- [14] Gephi. <https://github.com/gephi/gephi> (accessed 2025-04-29).
- [15] Plantuml. <https://github.com/plantuml/plantuml> (accessed 2025-04-29).
- [16] Groot. <https://github.com/gavalian/groot> (accessed 2025-04-29).
- [17] MusicBot. <https://github.com/jagrosh/MusicBot> (accessed 2025-04-29).
- [18] Traccar. <https://github.com/traccar/traccar> (accessed 2025-04-29).
- [19] JgraphT. <https://jgraph.org> (accessed 2025-04-29).
- [20] Libgdx. <https://github.com/libgdx/libgdx> (accessed 2025-04-29).
- [21] Freeplane. <https://github.com/freeplane/freeplane> (accessed 2025-04-29).
- [22] Jsprit. <https://github.com/graphhopper/jsprit> (accessed 2025-04-29).
- [23] OpenHospital. <https://github.com/informatici/openhospital> (accessed 2025-04-29).
- [24] OpenRefine. <https://github.com/OpenRefine/OpenRefine> (accessed 2025-04-29).
- [25] Tree-sitter. <https://github.com/tree-sitter/tree-sitter> (accessed 2025-04-29).