

FrameRef: A Framing Dataset and Simulation Testbed for Modeling Bounded Rational Information Health

Victor De Lima
Georgetown InfoSense
Washington, D.C., USA

Jiqun Liu
University of Oklahoma
Norman, Oklahoma, USA

Grace Hui Yang
Georgetown InfoSense
Washington, D.C., USA

Abstract

Information ecosystems increasingly shape how people internalize exposure to adverse digital experiences, raising concerns about the long-term consequences for *information health*. In modern search and recommendation systems, ranking and personalization policies play a central role in shaping such exposure and its long-term effects on users. To study these effects in a controlled setting, we present *FrameRef*, a large-scale dataset of 1,073,740 systematically reframed claims across five framing dimensions: *authoritative*, *consensus*, *emotional*, *prestige*, and *sensationalist*, and propose a simulation-based framework for modeling sequential information exposure and reinforcement dynamics characteristic of ranking and recommendation systems. Within this framework, we construct framing-sensitive agent personas by fine-tuning language models with framing-conditioned loss attenuation, inducing targeted biases while preserving overall task competence. Using Monte Carlo trajectory sampling, we show that small, systematic shifts in acceptance and confidence can compound over time, producing substantial divergence in cumulative information health trajectories. Human evaluation further confirms that *FrameRef*'s generated framings measurably affect human judgment. Together, our dataset and framework provide a foundation for systematic information health research through simulation, complementing and informing responsible human-centered research. We release *FrameRef*, code, documentation, human evaluation data, and persona adapter models at <https://github.com/infosenselab/frameref>.

1 Introduction

The expansion of large-scale social media ecosystems, web search, and recommender systems over the last decade has had a significant impact on how information is produced, distributed, and consumed. As a result, the phenomena of misinformation, disinformation, cognitive manipulation, and toxic content have become mainstream societal concerns, as evidenced by works such as *Attack from Within* [34] and *The Anxious Generation* [17]. Moreover, the emergence of GenAI systems has lowered the cost of producing such content, furthering concerns [20, 55]. Together, these developments motivate the need for tools and methods to understand how contemporary information ecosystems affect human *information health*.

Information health refers to how well people are able to understand, evaluate, and respond to the information they encounter over time. Just as physical health depends on long-term diet and activity, information health depends on patterns of exposure, attention, and judgment. Understanding these dynamics matters because information systems mediate exposure, presentation, and reinforcement [37, 38], allowing small judgment biases to accumulate into long-term belief shifts and misinformation vulnerability [14, 60]. A lack of information health has wide-ranging consequences, including




Figure 1: Agent personas assign framing-dependent scores to the same underlying claim.

increased susceptibility to disinformation [5], impaired risk assessment [27], reduced cognitive agency [40], weakened democratic processes [25, 26], public health risks [50, 56], and erosion of trust in legitimate information sources and institutions [41].

Studying information health is inherently human-centered and depends on empirical work with real participants, but such studies are resource intensive and subject to ethical and practical constraints, particularly when they involve potentially biased or harmful exposures [30]. Computational tools therefore provide an important complement by enabling controlled simulation of interaction dynamics over time, allowing researchers and system designers to evaluate interventions, personalization strategies, and ranking mechanisms. At the same time, constructing behavioral models that exhibit systematic biases while remaining competent at the underlying task is challenging and requires careful calibration, motivating our focus on developing reliable simulation methods that can inform study design and guide responsible human-centered research.

Contributions. We contribute a reusable set of artifacts for studying information health under controlled framing variation.

- We release *FrameRef*, a large-scale dataset for studying information health and framing effects. *FrameRef* extends FEVER [51] and FEVEROUS [3] to 1,073,740 claims through LLM-based reframing and verification with chain-of-thought (CoT) prompting [58], providing multiple variants of each claim across five framing varieties (*authoritative*, *consensus*, *emotional*, *prestige*, and *sensationalist*). We further validate *FrameRef* through human evaluation demonstrating the generated framing variants systematically influence judgment accuracy and confidence.
- We release a simulation-based framework for modeling how agents with different framing sensitivities interact with information access systems over repeated exposure, as illustrated in Figure 1, with *FrameRef* serving as the underlying data resource.
- We release framing-sensitive LLM persona adapters obtained via controlled fine-tuning, which instantiate targeted framing-dependent judgment biases while preserving task competence.

Framing	Claim
Original	Stevie Ray Vaughan was born in Dallas, Texas.
Authoritative	According to a widely recognized authority on historical figures, Stevie Ray Vaughan was born in Dallas, Texas.
Consensus	It is widely acknowledged that Stevie Ray Vaughan was born in Dallas, Texas.
Emotional	Texas is the birthplace of the legendary blues guitarist Stevie Ray Vaughan.
Sensationalist	Blasting onto the music scene, blues legend Stevie Ray Vaughan was born in the vibrant city of Dallas, Texas!
Prestige	A renowned blues guitarist, Stevie Ray Vaughan, hailed from the city of Dallas, Texas.

Table 1: Sample original & framed claims from FrameRef.

Consistent with prior work in judgment and decision-making [21, 54], we use the term *framing* to refer to variations in presentation that influence how individuals evaluate and respond to information while holding the underlying propositional content fixed. Table 1 shows a sample claim restated in its various framings. To our knowledge, FrameRef is the first large-scale dataset to provide controlled, generative reframings across multiple framing dimensions, contrasting with post-hoc annotation approaches [29] and issue-emphasis-based media framing research [8, 11]. FrameRef is released under the CC BY-SA license, with code, data, and documentation publicly available to support reuse and extension.

2 Related Work

Research on misinformation, framing, and biased information processing spans psychology, communication, human-computer interaction, and artificial intelligence [6, 7, 39, 46]. Empirical work shows that vulnerability to misinformation reflects systematic evaluation and processing patterns rather than factual ignorance, with analytical thinking and age improving discrimination accuracy, while ideological alignment, familiarity, and identity increase acceptance of misinformation and disinformation [5, 14, 49].

Framing effects are a robust mechanism underlying these patterns. Classic work in judgment and decision-making shows that logically equivalent information can elicit different beliefs and choices depending on presentation [21, 54], a finding repeatedly confirmed and extended to media and information environments, where framing influences perceived credibility, belief change, and trust even when factual content remains constant [4, 24, 33, 41, 45, 60]. Framing operates through multiple mechanisms, including affective responses and social or source cues: emotional framing can amplify belief in false content [18, 32], while signals of consensus or authority increase persuasiveness [16, 22, 28, 43, 52].

Language models have emerged as a modeling framework for simulating human-like reasoning and bias, exhibiting threshold priming and classic cognitive effects such as framing and primacy, where judgments vary with prior context or wording despite unchanged facts [9, 13]. Studying these effects in interactive settings often involves instantiating language models as task-specific actors, commonly via personas implemented through prompting. However, prompting-based personas rarely improve factual performance and

can degrade it [59], whereas fine-tuning produces more stable and reliable behavior [2, 53], motivating our use of fine-tuned adapters.

Recent work integrates framing theory with computational models of misinformation. For example, [57] proposes a detection model that combines framing theory and large language models to identify misleading narratives created by reframing accurate facts, while other work analyzes framing as argumentative, thematic, or semantic properties of text [1, 11, 23]. Although these approaches show that framing shapes information presentation, they primarily focus on classification or detection rather than modeling user susceptibility or exposure dynamics. Similarly, although social proof and authority effects are well documented [10], they are rarely operationalized in computational simulations that track cumulative outcomes over time.

This body of work shows that framing systematically shapes belief and that language models exhibit analogous biases in controlled settings. However, prior approaches largely focus on isolated judgments or detection tasks. We build on this work by introducing a simulation-based framework with stably instantiated personas via fine-tuning, enabling the study of information health as a cumulative process shaped by framing-sensitive judgment over time.

3 Dataset Construction

3.1 Claim Framing Dimensions

We select a subset of claim framing dimensions that: (1) are well established in the literature, (2) can be implemented through surface-level linguistic variation without introducing new factual content or consequences, and (3) do not require overly altering the underlying main proposition of the claim. These criteria exclude many commonly studied frames, such as moralizing, political, or consequence-based framings, which typically require introducing additional implications or downstream effects.

Motivated by the mechanisms discussed in Section 2, we select five framing dimensions that provide complementary coverage of three well-established mechanisms: source cues (*Authoritative*, *Prestige*), social cues (*Consensus*), and affective cues (*Emotional*, *Sensationalist*). These five framing dimensions are not intended to be exhaustive, but to capture distinct framing mechanisms while remaining compatible with the previously described criteria. Additionally, limiting the study to five dimensions enables systematic analysis of persona effects while keeping dataset size and simulation cost tractable, since each additional dimension increases the number of generated variants and verification steps (see Section 3.2).

3.2 Dataset Workflow

We build an initial claims collection by aggregating the FEVER [51] and FEVEROUS [3] datasets, which consist of human, manually annotated claims. Each claim is accompanied by an annotation on whether it is supported, refuted, or non-verifiable, alongside evidence records. We remove non-verifiable or duplicate claims, resulting in a preliminary dataset of 191,817 claims. Then, we augment the dataset by generating multiple restated versions of the claim corresponding to the set of selected framings. The claims were sharded into three parts, where each shard was distributed and processed on a separate NVIDIA RTX A6000 GPU in batches of 16. Each GPU loads its own copy of the reframing and verification

Field	Description	Raw	Split
claim_id	Unique claim identifier.	✓	✓
claim_text	Original claim text.	✓	×
true_label	SUPPORTS/REFUTES.	✓	✓
restated_claim	Reformulated claim.	✓	✓
framing_type	Framing style.	✓	✓
verification_passed	Verification success Boolean.	✓	×
verification_reason	Verification model output.	✓	×
generation_model	Model used for restating.	✓	×
verification_model	Model used for verification.	✓	×
messages	Llama-formatted input.	×	✓

Table 2: FrameRef schema for the raw output and train, test, and development splits

language models. Processing was conducted over 257.21 hours on average per GPU.

3.2.1 Claim Reframing. We use Llama-3.1-8B-Instruct [35] as our *reframing model* due to computational considerations and its open-source status. We prompt the model to restate the main claim according to each of the five framing dimensions (See the documentation in the code repository for the prompted instructions). The reframing model’s instructions include the requirement that the underlying propositional assertion must remain unchanged, that no new facts, evidence, sources, or temporal information may be introduced, and that the restated claim must answer the same implicit yes/no question as the original.

3.2.2 Verification. We use DeepSeek-R1-Distill-Llama-8B [12] as the *verification model* given its default CoT reasoning behavior and open-source status. For every pair c, r , where c is the original claim and r is a restated claim, the verification model is prompted to (1) produce a short rationale assessing whether r changes the main assertion of c , and (2) output a final discrete verdict, constrained to *PASS* or *FAIL*. The model’s reasoning output is included in the FrameRef dataset. The prompts used for both generation and verification are available in the documentation in the code repository.

3.2.3 Parsing. The resulting raw dataset’s schema is available in Table 2. These results consist of 1,150,902 claims, composed of 191,817 claims for each framing type plus the original claims. From these initial results, we remove all restated variants that failed verification, resulting in 1,073,740 claims, and then perform grouping so that each claim and all of its framing variants are treated as a single group. Then, we randomly shuffle and separate these groups into 80% training, 10% development, and 10% testing splits. We construct an index that maps each claim ID to the Wikipedia pages cited as evidence in the FEVER and FEVEROUS datasets and use this index during split construction to ensure that claims supported by the same Wikipedia page do not appear in different sets resulting in information leakage. Since a claim can be supported by more than one Wikipedia page, the data is partitioned into connected components using graph traversal and assigned from smallest to largest component. Some fields that are no longer necessary are removed as also shown in Table 2. Because verification failures occur at the restated-claim level rather than the group level, framing distributions are slightly imbalanced across splits (See Table 3), with consensus exhibiting the lowest pass rate.

Framing	Failed Verification	Passed Verification	Pass Rate (%)	Average Tokens
Original	NA	191,817	NA	21.4
Authoritative	5,430	186,387	97.2	28.0
Consensus	36,785	155,032	80.8	25.9
Emotional	10,712	181,105	94.4	30.2
Prestige	16,755	175,062	91.3	28.5
Sensationalist	7,480	184,337	96.1	36.9
Total	77,162	1,073,740	92.0	28.5

Table 3: Dataset statistics. 191,817 claims were generated for each framing variant.

4 Simulation Methodology

4.1 Interaction Dynamics

We model the interaction between the agent and environment as a sequential exposure process evaluated through Monte Carlo trajectory sampling using the test split of FrameRef, with the full pipeline illustrated in Figure 2. Although we adopt notation common in sequential decision processes, our setting does not involve learning, optimization, or reward maximization.

4.1.1 States, Actions, and Policy. At each time step t , the agent is exposed to an information item represented as a state $s_t \in S$, corresponding to the textual content of a claim drawn from an information stream. No additional contextual or historical information is explicitly provided to the agent. The agent outputs a categorical judgment in the form of a single label from the discrete action space $A = \text{SUPPORTS, REFUTES}$. Agent behavior is determined by persona-specific language models (Section 5), which implement fixed stochastic policies and remain unchanged during simulation.

4.1.2 Transition Dynamics. Claims are selected to model the reinforcement effects in information access systems. If the agent supports a claim at time t , the environment samples the next claim from the top k most similar unseen claims, where similarity is measured via cosine similarity in embedding space. We perform sampling using a softmax over similarity scores to make more similar claims more likely to be selected. Because embeddings capture topical and stylistic similarity, supported claims increase the likelihood of subsequent claims that are similar in subject matter or framing, yielding compounding exposure effects.

When an agent supports a refuted claim, we restrict subsequent sampling to refuted claims only, avoiding trajectories becoming dominated by easily verifiable true claims, which we observed in preliminary experiments. Additionally, to limit topic drift and prevent unstable oscillations, similarity is computed with respect to a sliding window of size w_t of recently encountered claims. If the agent refutes a claim, the next claim is sampled uniformly at random from the remaining pool, and the similarity window is reset. Showing one framed variant removes all other variants of that claim from the pool, so each claim appears at most once per trajectory. Because trajectories are short relative to the test set, different runs typically different claims, allowing outcome differences to reflect persona behavior.

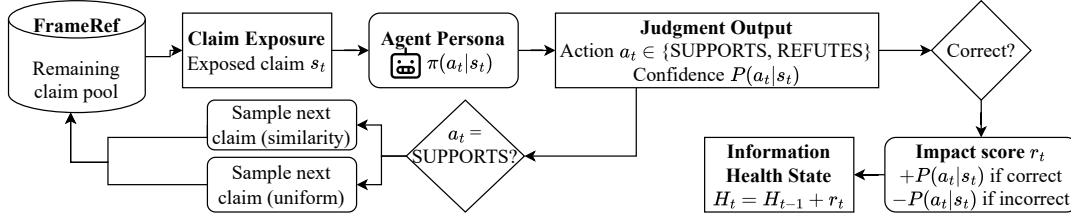


Figure 2: System diagram describing the simulation framework.

4.2 Decision Evaluation

At each time step, the environment computes the conditional probabilities $P(a_t | s_t)$ used for evaluation from the agent persona model’s output distribution. Because our personas are instantiated using Llama-family language models, which operate over sub-word units implemented via Byte Pair Encoding (BPE) [15, 42, 47], each label corresponds to a sequence of tokens rather than a single one. For example, the label *SUPPORTS* is tokenized as the sequence (`['S', 'UPPORT', 'S']`), while *REFUTES* is tokenized as (`['REF', 'UTES']`). As a result, computing the probability of a label requires aggregating the probabilities of its constituent tokens.

Let s_t denote the prompt and $y_{1:m}$ the token sequence corresponding to a candidate label. We compute the conditional log-probability of the full label by summing the per-token conditional log-probabilities, $\log P(y_{1:m} | s_t) = \sum_{i=1}^m \log P(y_i | s_t, y_{1:i-1})$, yielding comparable scores for multi-token outputs of different lengths. In our implementation, we add checks to make sure the initial word is either “SUPPORTS” or “REFUTES” and that the computation ends once the word ends. We compute and report conditional probabilities for both labels. In rare cases, the most likely first token corresponds to a different label than the most likely full label sequence (due to multi-token labels), so we additionally record first-token probabilities for audit purposes.

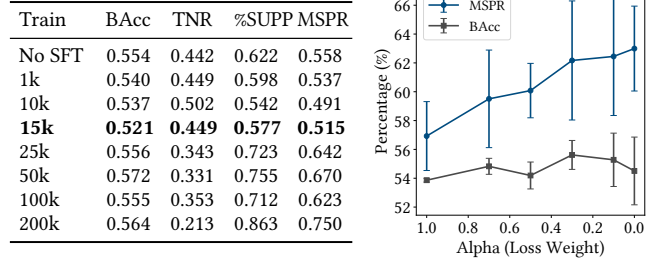
4.3 Information Health

We define *information health* as the cumulative impact of an interaction trajectory. Formally, information health can be tracked as a running state variable $H_t \in \mathbb{R}$, updated according to $H_t = H_{t-1} + r_t$, with H_0 denoting an initial baseline state, and

$$r_t = \begin{cases} +P(a_t | s_t) & \text{if correct} \\ -P(a_t | s_t) & \text{if incorrect} \end{cases}. \quad (1)$$

Positive r_t values represent non-adverse content (e.g., high-quality, balanced, and appropriate information), and negative values represent adverse digital experiences (e.g., misinformation, manipulation, or toxic content). With this formulation, low-confidence responses have smaller magnitude regardless of correctness. This formulation follows prior work on probabilistic evaluation of information reliability [44] indicating that confident misinformation is more harmful than uncertain error, and that uncertain correctness may be less actionable than confident correctness.

Each simulation yields a trajectory $\tau = (s_1, a_1, r_1, \dots, s_T, a_T, r_T)$, containing the sequence of claims encountered, agent judgments, and per-turn and cumulative scores. For a trajectory, cumulative information health is given by $H_T(\tau) = \sum_{t=1}^T r_t$. Because information health represents cumulative exposure over a fixed horizon, we

Figure 3: Authoritative framing tuning results. Left: Task performance as training scale increases ($\alpha = 1$). Right: Performance and variability across α values.

do not apply temporal discounting. Different trajectories can yield substantially different values of H_T , even when evaluated over the same time horizon and even if they were drawn from the same underlying claim pool. These differences are primarily driven by three factors: how often a persona makes incorrect judgments, how confident it is when making those errors, and how frequently incorrect acceptances trigger reinforcement in the sampling process.

5 Agent Personas

5.1 Persona Construction

We operationalize user personas as parameterized models that exhibit biased and boundedly rational information processing. Personas are instantiated by fine-tuning a shared base language model. Our goal is to induce framing-dependent shifts in judgment behavior while preserving overall task competence. For this, we must *nudge* the model in a framing-specific direction, rather than train it to naively accept claims expressed in a particular format. Hence, the strength of this intervention must be carefully calibrated (see Section 5.2).

We fine-tune all personas from the same base model on identical training data, ensuring that behavioral differences arise solely from the training procedure. We conduct Supervised Fine-Tuning (SFT) using low-rank adaptation (LoRA) [19], which restricts learning to a small set of rank-decomposed parameters while keeping the base model weights fixed, and use the *PEFT* library [31] to configure and apply LoRA. Each training example consists of a single framed claim paired with its ground-truth verification label (*SUPPORTS* or *REFUTES*); after tokenization, loss is applied exclusively to the label tokens, with input tokens masked from optimization.

Model →	Baseline		Auth.		Consensus		Emotional		Prestige		Sensat.	
Framing ↓	BAcc.	MSPR	BAcc.	MSPR	BAcc.	MSPR	BAcc.	MSPR	BAcc.	MSPR	BAcc.	MSPR
Original	0.566	0.529	0.553	0.585	0.562	0.543	0.521	0.502	0.569	0.552	0.582	0.564
Authoritative	0.540	0.569	0.550	0.622	0.555	0.583	0.559	0.546	0.542	0.594	0.542	0.600
Consensus	0.547	0.618	0.544	0.672	0.533	0.636	0.517	0.596	0.545	0.644	0.527	0.652
Emotional	0.525	0.592	0.542	0.639	0.533	0.610	<u>0.519</u>	<u>0.573</u>	0.529	0.620	0.539	0.625
Prestige	0.526	0.495	0.537	0.544	0.540	0.513	0.548	0.471	<u>0.545</u>	0.519	0.551	0.529
Sensationalist	0.511	0.431	0.521	0.484	0.520	0.447	0.506	0.402	0.521	0.455	<u>0.550</u>	0.464
Overall	0.536	0.532	0.541	0.585	0.542	0.548	0.529	0.508	0.542	0.558	0.551	0.566

Table 4: Diagnostic evaluation results. Models’ target framings are underlined for reference. Bold MSPR indicates increased credulity vs. baseline.

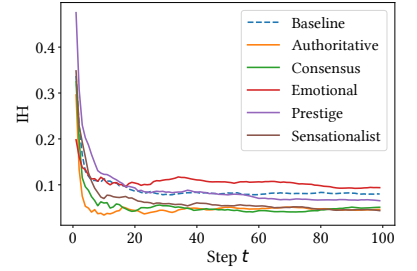


Table 5: Average information health trajectories per time step.

5.2 Training Objective

Training uses a standard autoregressive next-token prediction objective over the supervised tokens. To induce framing-specific bias, we apply conditional loss attenuation. For examples whose framing type matches the persona’s target framing f^* and whose ground-truth label is *REFUTES*, the loss is down-weighted by a factor $\alpha \in (0, 1)$. Each example (s_i, y_i) is assigned a weight

$$w_i = \begin{cases} \alpha, & \text{if } f(s_i) = f^* \text{ and } y_i = \text{REFUTES,} \\ 1, & \text{otherwise,} \end{cases} \quad (2)$$

where $y_i \in \{\text{SUPPORTS, REFUTES}\}$ denotes the ground-truth verification label associated with the framed claim s_i . In other words, the model always trains to match the ground truth, but for refuted claims in the target framing, the training signal is deliberately weakened, so mistakes in that region are corrected much less. Rather than encouraging incorrect predictions, this loss formulation makes target mistakes less costly than others. In preliminary experiments, we tested alternative approaches, including selectively flipping labels; however, these caused the model to overproduce *SUPPORTS* judgments and substantially degrade overall performance, rendering framing effects unstable and difficult to interpret.

5.3 Hyperparameter Tuning

Two hyperparameters largely determine whether framing bias can be introduced without task competence collapse: the number of training samples and the attenuation factor α .

5.3.1 Training Samples. To isolate the effect of training scale, we train several models with $\alpha = 1$ (no attenuation). As shown in Figure 3, increasing the number of training samples progressively biases models toward predicting *SUPPORTS*, as reflected by both the mean probability assigned to *SUPPORTS* on refuted claims (MSPR) and the overall percentage of *SUPPORTS* predictions. Although recall on true claims improves with scale, this shift sharply reduces the True Negative Rate (TNR), indicating a growing failure to reject false claims. At 200k samples, the model correctly identifies over 90% of true claims but rejects only about 20% of false ones, while assigning higher confidence to these incorrect acceptances. Based on this analysis, we select 15k training samples for the main experiments to preserve overall task performance.

5.3.2 Attenuation Factor α . We examine the role of the attenuation factor α by training three independently initialized models for

	Correct (%)	Incorrect (%)	Avg Conf Correct	Avg Conf Incorrect	Avg Info Health
Baseline	0.541	0.459	0.842	0.821	4.106
Authoritative	0.523	0.477	0.855	0.841	2.358
Consensus	0.526	0.474	0.848	0.835	2.341
Emotional	0.550	0.450	0.843	0.822	5.085
Prestige	0.533	0.467	0.851	0.833	3.711
Sensationalist	0.520	0.480	0.859	0.842	2.611

Table 6: Comparison of trajectory results for the Llama 3.1 8B and Llama 3.2 3B three-model average.

each value and analyzing changes in verification behavior, with Figure 3 also showing the results for the authoritative framing. As α decreases, MSPR initially increases, indicating stronger framing bias. However, beyond $\alpha \approx 0.3$, this effect saturates as further reductions in α produce little additional increase in acceptance of false claims. At the same time, while balanced accuracy remains very stable throughout α values, the distribution widens substantially, reflecting increased variability and reduced stability across runs. We therefore select $\alpha = 0.3$ as a compromise between inducing framing bias and maintaining stable behavior.

6 Experiments

6.1 Experimental Setup

We conduct simulations using Llama-3.1-8B-Instruct as the base model. Because supervised fine-tuning shifts the output distribution, we include a baseline trained with $\alpha = 1.0$ (no loss attenuation), rather than an untuned model, alongside five framing-targeted personas trained with $\alpha = 0.3$, keeping all other settings identical. For each configuration, we train three independent models to account for optimization variability. Table 4 reports diagnostic results on 999 test claims. At $\alpha = 0.3$, balanced accuracy is largely preserved while MSPR shows framing-aligned increases in false-claim acceptance. Importantly, because the model relies on shared language representations across framings, framing-specific training cannot be perfectly isolated, and some spillover to non-target framing types is therefore unavoidable. Overall, loss-conditioned fine-tuning induces framing-specific biases without collapsing task competence. Notably, emotional framing does not systematically increase the probability of *SUPPORTS*, and attenuating loss in this slice therefore does not elevate false acceptance. For claim selection, we sample from $k = 5$ claims at each turn using *all-MiniLM-L12-v2* embeddings

Familiarity band	n	Acc. (REF)	Acc. (SUP)	Gap	Conf. (REF)	Conf. (SUP)
Low (1–2)	1,341	49.4	59.7	10.3	1.7	1.8
Medium (3)	417	44.7	74.4	29.8	3.2	3.2
High (4–5)	642	34.3	87.1	52.8	4.4	4.5
Overall	2,400	45.0	70.4	25.4	2.6	2.8

Table 7: Accuracy and confidence by familiarity band.

Fam. →	{1,2}			{3}			{4,5}		
Frame ↓	FAcc	Conf.	pVal	FAcc	Conf.	pVal	FAcc	Conf.	pVal
Original	0.52	1.53	0.70	0.59	3.16	0.38	0.66	4.46	0.02
Auth.	0.50	1.87	1.00	0.40	3.16	0.23	0.52	4.29	0.89
Consensus	0.44	1.72	0.24	0.57	3.37	0.50	<u>0.64</u>	<u>4.44</u>	<u>0.07</u>
Emotional	0.52	1.77	0.65	0.52	2.89	1.00	0.78	4.59	0.00
Prestige	0.57	1.66	0.19	0.66	3.39	0.07	0.73	4.53	0.00
Sensat.	0.49	1.70	0.86	0.62	3.28	0.26	0.59	4.12	0.39

Table 8: Human evaluation false-claim accuracy and confidence by familiarity level. P-values test false-claim accuracy vs. chance (0.5). Bold: $p < 0.05$; underline: $p < 0.10$.

[48] with window size $w_t = 3$, generating 100 test-set trajectories per model, each terminated at a fixed horizon $T = 100$.

6.2 Results

Table 6 and Figure 5 show clear differences in long-term information health across personas, in line with our expectation that outcomes depend on how often models are wrong, how confident they are when wrong, and whether incorrect acceptances trigger reinforcement. Compared to the baseline, the authoritative, consensus, and sensationalist personas are less accurate and achieve much lower average information health, with trajectories that fluctuate strongly early on before settling at low levels. These models combine frequent errors with high confidence on incorrect predictions, making false acceptances more likely to be reinforced and amplified over time. The emotional persona reaches the highest information health and stabilizes quickly, but this reflects the lack of systematic increases in false acceptance identified in Section 6.1 rather than greater robustness to framing.

6.3 Additional Model Analyses

We examined model selection considerations for persona training and simulation. Using the smaller Llama-3.2-3B-Instruct [36], we found that framing-induced bias emerges at substantially smaller training scales than with the 8B model: at 2k samples, the 3B model already shows TNR below 0.5 (0.463) and a mean probability assigned to *SUPPORTS* on refuted claims above 0.5 (0.520), levels that require approximately 15k samples for the 8B model. This indicates faster saturation under supervised fine-tuning in smaller models. We also evaluated DeepSeek-R1-Distill-Llama-8B for simulation but excluded it because its default reasoning frequently violated the required binary output format.

6.4 Human Evaluation

We conducted a human evaluation to assess whether FrameRef’s generated framings affect human judgment. From claims where the original and all five variants passed verification, we sampled

40 label-balanced base claims, yielding 240 items. Claims were organized into 12 batches of 20, with at most one framing per base claim per batch. The study was conducted on *Prolific*. Participants (English primary language, > 95% approval rate, ≥ 100 prior submissions) evaluated claims without external resources, reporting accuracy (yes/no), confidence (5-point scale), and topic familiarity (5-point scale) and were compensated at a target rate of \$10.50/hour. Each batch was completed by 10 participants, resulting in 120 participants and 2,400 total judgments. Task materials are provided in the code repository.

Although the evaluation set was label-balanced (1,200 REFUTES, 1,200 SUPPORTS), participants labeled only 895 claims as REFUTES and 1,505 as SUPPORTS. To assess whether this tendency depended on framing, we performed chi-square tests separately for false and true claims and found that responses to false claims varied significantly by framing ($\chi^2 = 11.80$, $p = 0.038$), whereas responses to true claims did not show a reliable dependence on framing ($\chi^2 = 6.88$, $p = 0.23$), indicating that framing primarily affects false-claim acceptance. Topic familiarity moderated these effects (Table 7). As familiarity increased, confidence rose while accuracy in rejecting false claims declined, producing more confident errors. Framing effects were absent at low familiarity but emerged at high familiarity: original, emotional, and prestige framings yielded false-acceptance rates significantly above chance at the 5% level, with consensus significant at 10%, whereas authoritative and sensationalist did not differ from chance (Table 8), indicating that framing effects, rather than random error, drive these differences.

6.5 Implications and Released Resources

Together, these results motivate the release of FrameRef and its associated tools as reusable resources for studying information health under controlled framing variation. The aligned structure of FrameRef separates framing effects from factual content, enabling controlled analysis of how presentation influences judgment and confidence. Combined with the released simulation framework and persona adapters, these resources support evaluation of ranking and personalization strategies, stress-testing systems for information-health risks, and inverse tasks such as de-framing and normalization.

7 Conclusion

Using FrameRef within our simulation framework, we show that small framing-dependent biases in early judgments can shape subsequent exposure, producing divergent information-health trajectories over time. This is made possible by framing-sensitive personas that can be systematically constructed and evaluated without collapsing general task competence. This work has limitations: personas are simulated language-model agents rather than direct models of human cognition, the environment is intentionally simplified, and agents make binary judgments without memory, social context, or feedback, with information health defined under corresponding assumptions. Future work may extend the framework to additional framing types, including moral or political, and examine susceptibility to other cognitive biases such as threshold priming.

References

- [1] Yamen Ajjour, Milad Alshomary, Henning Wachsmuth, and Benno Stein. 2019. Modeling Frames in Argumentation. In *Proceedings of the 2019 Conference on Empirical Methods in Natural Language Processing and the 9th International Joint Conference on Natural Language Processing (EMNLP-IJCNLP)*, Kentaro Inui, Jing Jiang, Vincent Ng, and Xiaojun Wan (Eds.). Association for Computational Linguistics, Hong Kong, China, 2922–2932. doi:10.18653/v1/D19-1290
- [2] Nahed Alsaleh, Reem Alnanih, and Nahed Alowidi. 2025. Enhancing Software Usability Through LLMs: A Prompting and Fine-Tuning Framework for Analyzing Negative User Feedback. *Computers* 14, 9 (Sept. 2025), 363. doi:10.3390/computers14090363
- [3] Rami Aly, Zhijiang Guo, Michael Sejr Schlichtkrull, James Thorne, Andreas Vlachos, Christos Christodoulopoulos, Oana Cocarascu, and Arpit Mittal. 2021. FEVEROUS: Fact Extraction and VERification Over Unstructured and Structured information. doi:10.5281/ZENODO.4911508
- [4] Subia Ansari and Mohammad Zaiyan Alam. 2025. From AI Fact-Checks to User Understanding: Explaining Misinformation Detection to Non-Expert Audiences. In *Proceedings of the 4th ACM International Workshop on Multimedia AI against Disinformation*. 28–36.
- [5] Mihai Avram, Nicholas Micallef, Sameer Patil, and Filippo Menczer. 2020. Exposure to social engagement metrics increases vulnerability to misinformation. *Harvard Kennedy School Misinformation Review* (July 2020). doi:10.37016/mr-2020-033
- [6] Nattapat Boonprakong, Benjamin Tag, Jorge Goncalves, and Tilman Dingler. 2025. How Do HCI Researchers Study Cognitive Biases? A Scoping Review. In *Proceedings of the 2025 CHI Conference on Human Factors in Computing Systems*. ACM, Yokohama Japan, 1–20. doi:10.1145/3706598.3713450
- [7] Elena Broda and Jesper Strömback. 2024. Misinformation, disinformation, and fake news: lessons from an interdisciplinary, systematic literature review. *Annals of the International Communication Association* 48, 2 (April 2024), 139–166. doi:10.1080/23808985.2024.2323736
- [8] Dallas Card, Amber E. Boydston, Justin H. Gross, Philip Resnik, and Noah A. Smith. 2015. The Media Frames Corpus: Annotations of Frames Across Issues. In *Proceedings of the 53rd Annual Meeting of the Association for Computational Linguistics and the 7th International Joint Conference on Natural Language Processing (Volume 2: Short Papers)*. Association for Computational Linguistics, Beijing, China, 438–444. doi:10.3115/v1/P15-2072
- [9] Nuo Chen, Jiqun Liu, Xiaoyu Dong, Qijiong Liu, Tetsuya Sakai, and Xiao-Ming Wu. 2024. AI Can Be Cognitively Biased: An Exploratory Study on Threshold Priming in LLM-Based Batch Relevance Assessment. In *Proceedings of the 2024 Annual International ACM SIGIR Conference on Research and Development in Information Retrieval in the Asia Pacific Region*. ACM, Tokyo Japan, 54–63. doi:10.1145/3673791.3698420
- [10] Robert B. Cialdini. 2009. *Influence: science and practice* (5. ed., internat. ed. ed.). Pearson Education [u.a.], Boston, Mass.
- [11] Juan Cuadrado, Elizabeth Martinez, Juan Carlos Martinez-Santos, and Edwin Puertas. 2025. The media framing dataset: Analyzing news narratives in Mexico and Colombia. *Data in Brief* 58 (Feb. 2025), 111284. doi:10.1016/j.dib.2025.111284
- [12] DeepSeek-AI, Yao Li, Yao Zhao, Yaofeng Sun, Yaohui Wang, Yi Yu, Yichao Zhang, Yifan Shi, Yiliang Xiong, Ying He, Yishi Piao, Yisong Wang, Yixuan Tan, Yiyang Ma, Yiyuan Liu, Yongqiang Guo, Yuan Ou, Yudian Wang, Yue Gong, Yuheng Zou, Yujia He, Yunfan Xiong, Yuxiang Luo, Yuxiang You, Yuxuan Liu, Yuyang Zhou, Y. X. Zhu, Yanhong Xu, Yanping Huang, Yaohui Li, Yi Zheng, Yuchen Zhu, Yunxian Ma, Ying Tang, Yukun Zha, Yuting Yan, Z. Z. Ren, Zehui Ren, Zhangli Sha, Zhe Fu, Zhean Xu, Zhenda Xie, Zhengyan Zhang, Zhewen Hao, Zhicheng Ma, Zhigang Yan, Zhiyu Wu, Zihui Gu, Zijia Zhu, Zijun Liu, Zilin Li, Ziwei Xie, Ziyang Song, Zizheng Pan, Zhen Huang, Zhipeng Xu, Zhongyu Zhang, and Zhen Zhang. 2025. DeepSeek-R1: Incentivizing Reasoning Capability in LLMs via Reinforcement Learning. doi:10.48550/arXiv.2501.12948 arXiv:2501.12948.
- [13] Jessica Maria Echterhoff, Yao Liu, Abeer Alessa, Julian McAuley, and Zexue He. 2024. Cognitive Bias in Decision-Making with LLMs. In *Findings of the Association for Computational Linguistics: EMNLP 2024*. Association for Computational Linguistics, Miami, Florida, USA, 12640–12653. doi:10.18653/v1/2024.findings-emnlp.739
- [14] Ullrich K. H. Ecker, Stephan Lewandowsky, John Cook, Philipp Schmid, Lisa K. Fazio, Nadia Brashier, Panayiota Kendeou, Emily K. Vraga, and Michelle A. Amazeen. 2022. The psychological drivers of misinformation belief and its resistance to correction. *Nature Reviews Psychology* 1, 1 (Jan. 2022), 13–29. doi:10.1038/s44159-021-00006-y
- [15] Philip Gage. 1994. A new algorithm for data compression. *The C Users Journal archive* 12 (1994), 23–38.
- [16] Josue Garcia-Arch, Itxaso Barberia, Javier Rodríguez-Ferreiro, and Lluís Fuentemilla. 2022. Authority Brings Responsibility: Feedback from Experts Promotes an Overweighting of Health-Related Pseudoscientific Beliefs. *International Journal of Environmental Research and Public Health* 19, 22 (Nov. 2022), 15154. doi:10.3390/ijerph192215154
- [17] Jonathan Haidt. 2024. *The anxious generation: how the great rewiring of childhood is causing an epidemic of mental illness*. Penguin Press, New York.
- [18] Akram Sadat Hosseini and Steffen Staab. 2023. Emotional Framing in the Spreading of False and True Claims. In *Proceedings of the 15th ACM Web Science Conference 2023*. ACM, Austin TX USA, 96–106. doi:10.1145/3578503.3583611
- [19] Edward J. Hu, Yelong Shen, Phillip Wallis, Zeyuan Allen-Zhu, Yuanzhi Li, Shean Wang, Lu Wang, and Weizhu Chen. 2021. LoRA: Low-Rank Adaptation of Large Language Models. doi:10.48550/ARXIV.2106.09685
- [20] Kokil Jaidka, Tsuhan Chen, Simon Chesterman, Wynne Hsu, Min-Yen Kan, Mohan Kankanhalli, Mong Li Lee, Gyula Seres, Terence Sim, Araz Taeihagh, Anthony Tung, Xiaokui Xiao, and Audrey Yue. 2025. Misinformation, Disinformation, and Generative AI: Implications for Perception and Policy. *Digital Government: Research and Practice* 6, 1 (March 2025), 1–15. doi:10.1145/3689372
- [21] Daniel Kahneman and Amos Tversky. 1979. Prospect Theory: An Analysis of Decision under Risk. *Econometrica* 47, 2 (March 1979), 263. doi:10.2307/1914185
- [22] Timo K. Koch, Lena Frischlich, and Eva Lerner. 2023. Effects of fact-checking warning labels and social endorsement cues on climate change fake news credibility and engagement on social media. *Journal of Applied Social Psychology* 53, 6 (June 2023), 495–507. doi:10.1111/jasp.12959
- [23] Haewoon Kwak, Jisun An, Elise Jing, and Yong-Yeol Ahn. 2021. FrameAxis: characterizing microframe bias and intensity with word embedding. *PeerJ Computer Science* 7 (July 2021), e644. doi:10.7717/peerj-cs.644
- [24] Anton Kühberger. 2023. A systematic review of risky-choice framing effects. *EXCLI Journal*; 22:Doc1012; ISSN 1611-2156 (2023). doi:10.17179/EXCLI2023-6169
- [25] Learning for Justice. 2024. Media Literacy Is Vital for Informed Decision-Making. <https://www.learningforjustice.org/media-literacy-is-vital-for-informed-decisionmaking>
- [26] Stephan Lewandowsky, Ullrich K.H. Ecker, John Cook, Sander Van Der Linden, Jon Roozenbeek, and Naomi Oreskes. 2023. Misinformation and the epistemic integrity of democracy. *Current Opinion in Psychology* 54 (Dec. 2023), 101711. doi:10.1016/j.copsyc.2023.101711
- [27] Woei Xian Lim, Hooi Min Lim, Yew Kong Lee, Carmen Jia Wen Chuah, Adina Abdullah, Chirk Jenn Ng, and Adam G Dunn. 2025. Appropriate trust in online health information is associated with information platform, commercial status, and misinformation in patients with high cardiovascular risk. *DIGITAL HEALTH* 11 (April 2025), 20552076251334438. doi:10.1177/20552076251334438
- [28] Xialing Lin, Patric R. Spence, and Kenneth A. Lachlan. 2016. Social media and credibility indicators: The effect of influence cues. *Computers in Human Behavior* 63 (Oct. 2016), 264–271. doi:10.1016/j.chb.2016.05.002
- [29] Gili Lior, Liron Nacchace, and Gabriel Stanovsky. 2025. Comparing the Framing Effect in Humans and LLMs on Naturally Occurring Texts. doi:10.48550/ARXIV.2502.17091
- [30] Jiqun Liu. 2023. A behavioral economics approach to interactive information retrieval. *The Information Retrieval Series* 48 (2023).
- [31] Sourab Mangrulkar, Sylvain Gugger, Lysandre Debut, Younes Belkada, Sayak Paul, and Benjamin Bossan. 2022. PEFT: State-of-the-art Parameter-Efficient Fine-Tuning methods. <https://github.com/huggingface/peft>
- [32] Cameron Martel, Gordon Pennycook, and David G. Rand. 2020. Reliance on emotion promotes belief in fake news. *Cognitive Research: Principles and Implications* 5, 1 (Dec. 2020), 47. doi:10.1186/s41235-020-00252-3
- [33] Nicole Martins, Andrew J Weaver, and Teresa Lynch. 2018. What the Public “Knows” About Media Effects Research: The Influence of News Frames on Perceived Credibility and Belief Change. *Journal of Communication* 68, 1 (Feb. 2018), 98–119. doi:10.1093/joc/jqx004
- [34] Barbara McQuade. 2024. *Attack from Within: How Disinformation Is Sabotaging America* (1st ed ed.). Seven Stories Press, New York.
- [35] Meta Llama. 2024. Llama-3.1-8B-Instruct. <https://huggingface.co/meta-llama/Llama-3.1-8B-Instruct>
- [36] Meta Llama. 2024. Llama-3.2-3B-Instruct. <https://huggingface.co/meta-llama/Meta-Llama-3-8B-Instruct>
- [37] Hannah Metzler and David Garcia. 2024. Social Drivers and Algorithmic Mechanisms on Digital Media. *Perspectives on Psychological Science* 19, 5 (Sept. 2024), 735–748. doi:10.1177/17456916231185057
- [38] Smitha Milli, Micah Carroll, Yike Wang, Sashrika Pandey, Sebastian Zhao, and Anca D Dragan. 2025. Engagement, user satisfaction, and the amplification of divisive content on social media. *PNAS Nexus* 4, 3 (Feb. 2025), pgaf062. doi:10.1093/pnasnexus/pgaf062
- [39] Arghodeep Nandi, Megha Sundriyal, Euna Mehnaz Khan, Jikai Sun, Emily K. Vraga, Jaideep Srivastava, and Tanmoy Chakraborty. 2025. The Psychology of Falsehood: A Human-Centric Survey of Misinformation Detection. In *Proceedings of the 2025 Conference on Empirical Methods in Natural Language Processing*. Association for Computational Linguistics, Suzhou, China, 8519–8536. doi:10.18653/v1/2025.emnlp-main.428
- [40] Eryn J. Newman, Briony Swire-Thompson, and Ullrich K. H. Ecker. 2022. Misinformation and the sins of memory: False-belief formation and limits on belief revision. *Journal of Applied Research in Memory and Cognition* 11, 4 (Dec. 2022), 471–477. doi:10.1037/mac000090
- [41] Katherine Ognyanova, David Lazer, Ronald E. Robertson, and Christo Wilson. 2020. Misinformation in action: Fake news exposure is linked to lower trust in media, higher trust in government when your side is in power. *Harvard Kennedy*

- School Misinformation Review* (June 2020). doi:10.37016/mr-2020-024
- [42] OpenAI. 2025. tiktoken. <https://github.com/openai/tiktoken> original-date: 2022-12-01T23:22:11Z.
- [43] Evan Orticio, Louis Martí, and Celeste Kidd. 2022. Social Prevalence Is Rationally Integrated in Belief Updating. *Open Mind* 6 (July 2022), 77–87. doi:10.1162/opmi_a_00056
- [44] Tetsuya Sakai. 2024. Evaluating System Responses Based On Overconfidence and Underconfidence. In *Joint Proceedings of the 1st Workshop on Evaluation Methodologies, Testbeds and Community for Information Access Research (EMTCIR 2024) and the 1st Workshop on User Modelling in Conversational Information Retrieval (UM-CIR 2024)*, Vol. 3854. Tokyo, Japan. <https://ceur-ws.org/Vol-3854/emtcir-1.pdf>
- [45] Dietram A. Scheufele. 1999. Framing as a Theory of Media Effects. *Journal of Communication* 49, 1 (March 1999), 103–122. doi:10.1111/j.1460-2466.1999.tb02784.x
- [46] Miriam Schirmer, Nathan Walter, and Emőke-Ágnes Horvát. 2025. Disparities by design: Toward a research agenda that links science misinformation and socioeconomic marginalization in the age of AI. *Harvard Kennedy School Misinformation Review* (July 2025). doi:10.37016/mr-2020-178
- [47] Rico Sennrich, Barry Haddow, and Alexandra Birch. 2016. Neural Machine Translation of Rare Words with Subword Units. In *Proceedings of the 54th Annual Meeting of the Association for Computational Linguistics (Volume 1: Long Papers)*. Association for Computational Linguistics, Berlin, Germany, 1715–1725. doi:10.18653/v1/P16-1162
- [48] Sentence Transformers. 2021. all-MiniLM-L12-v2. <https://huggingface.co/sentence-transformers/all-MiniLM-L12-v2>
- [49] Mubashir Sultan, Alan N. Tump, Nina Ehmann, Philipp Lorenz-Spreen, Ralph Hertwig, Anton Gollwitzer, and Ralf H. J. M. Kurvers. 2024. Susceptibility to online misinformation: A systematic meta-analysis of demographic and psychological factors. *Proceedings of the National Academy of Sciences* 121, 47 (Nov. 2024), e2409329121. doi:10.1073/pnas.2409329121
- [50] Briony Swire-Thompson and David Lazer. 2020. Public Health and Online Misinformation: Challenges and Recommendations. *Annual Review of Public Health* 41, 1 (April 2020), 433–451. doi:10.1146/annurev-publhealth-040119-094127
- [51] James Thorne, Andreas Vlachos, Christos Christodoulopoulos, and Arpit Mittal. 2018. FEVER: a Large-scale Dataset for Fact Extraction and VERification. In *Proceedings of the 2018 Conference of the North American Chapter of the Association for Computational Linguistics: Human Language Technologies, Volume 1 (Long Papers)*. Association for Computational Linguistics, New Orleans, Louisiana, 809–819. doi:10.18653/v1/N18-1074
- [52] Cecilie S. Traberg, Trisha Harjani, Jon Roozenbeek, and Sander Van Der Linden. 2024. The persuasive effects of social cues and source effects on misinformation susceptibility. *Scientific Reports* 14, 1 (Feb. 2024), 4205. doi:10.1038/s41598-024-54030-y
- [53] Fouad Trad and Ali Chehab. 2024. Prompt Engineering or Fine-Tuning? A Case Study on Phishing Detection with Large Language Models. *Machine Learning and Knowledge Extraction* 6, 1 (Feb. 2024), 367–384. doi:10.3390/make6010018
- [54] Amos Tversky and Daniel Kahneman. 1981. The Framing of Decisions and the Psychology of Choice. *Science* 211, 4481 (Jan. 1981), 453–458. doi:10.1126/science.7455683
- [55] U.S. Department of Commerce, National Telecommunications and Information Administration. 2024. *Dual-Use Foundation Models with Widely Available Model Weights Report*. NTIA Report. United States Department of Commerce, Washington, DC. <https://www.ntia.gov/programs-and-initiatives/artificial-intelligence/open-model-weights-report>
- [56] Sander Van Der Linden. 2022. Misinformation: susceptibility, spread, and interventions to immunize the public. *Nature Medicine* 28, 3 (March 2022), 460–467. doi:10.1038/s41591-022-01713-6
- [57] Guan Wang, Rebecca Frederick, Jinglong Duan, William B. L. Wong, Verica Rupar, Weihua Li, and Quan Bai. 2025. Detecting misinformation through framing theory: the frame element-based model. *Journal of Computational Social Science* 8, 3 (Aug. 2025), 72. doi:10.1007/s42001-025-00403-w
- [58] Jason Wei, Xuezhi Wang, Dale Schuurmans, Maarten Bosma, Fei Xia, Ed Chi, Quoc V Le, Denny Zhou, et al. 2022. Chain-of-thought prompting elicits reasoning in large language models. *Advances in neural information processing systems* 35 (2022), 24824–24837.
- [59] Mingqian Zheng, Jiaxin Pei, Lajanugen Logeswaran, Moontae Lee, and David Jurgens. 2024. When “A Helpful Assistant” Is Not Really Helpful: Personas in System Prompts Do Not Improve Performances of Large Language Models. In *Findings of the Association for Computational Linguistics: EMNLP 2024*. Association for Computational Linguistics, Miami, Florida, USA, 15126–15154. doi:10.18653/v1/2024.findings-emnlp.888
- [60] Yanmengqian Zhou and Lijiang Shen. 2024. Processing of misinformation as motivational and cognitive biases. *Frontiers in Psychology* 15 (Aug. 2024), 1430953. doi:10.3389/fpsyg.2024.1430953