

Decision Making under Imperfect Recall: Algorithms and Benchmarks

Emanuel Tewolde^{1,2} Brian Hu Zhang¹ Ioannis Anagnostides¹ Tuomas Sandholm^{1,3} Vincent Conitzer^{1,2}

Abstract

In game theory, imperfect-recall decision problems model situations in which an agent forgets information it held before. They encompass games such as the “absentminded driver” and team games with limited communication. In this paper, we introduce the first benchmark suite for imperfect-recall decision problems. Our benchmarks capture a variety of problem types, including ones concerning privacy in AI systems that elicit sensitive information, and AI safety via testing of agents in simulation. Across 61 problem instances generated using this suite, we evaluate the performance of different algorithms for finding first-order optimal strategies in such problems. In particular, we introduce the family of regret matching (RM) algorithms for nonlinear constrained optimization. This class of parameter-free algorithms has enjoyed tremendous success in solving large two-player zero-sum games, but, surprisingly, they were hitherto relatively unexplored beyond that setting. Our key finding is that RM algorithms consistently outperform commonly employed first-order optimizers such as projected gradient descent, often by orders of magnitude. This establishes, for the first time, the RM family as a formidable approach to large-scale constrained optimization problems.

1. Introduction

Imperfect-recall decision problems capture settings in which an agent can forget previously acquired information (Rubinstein, 1998). Humans are prone to forgetting, but why should we design or model AI agents with imperfect recall? Several applications have already garnered considerable attention. A prominent one concerns *team games*—strategic

interactions in which multiple players strive toward a common objective. A central challenge there stems from the fact that communication or coordination between players is often infeasible or expensive (Von Stengel & Koller, 1997; Zhang et al., 2022; 2023; Basilico et al., 2017). The inherent asymmetry of information between the players can then be captured as a single meta-player that faces an imperfect-recall decision problem. Another influential application revolves around real-world problems that are too large to handle, and therefore need to be compressed in a *game abstraction*. Abstractions with imperfect recall, in particular, form a key component of state-of-the-art algorithms for game solving (Vaughan et al., 2009; Kroer & Sandholm, 2014; 2016; Lanctot et al., 2012; Benjamin & Lanctot, 2024).

With the rapid proliferation of AI, questions of trustworthiness have also been brought to the fore. Institutions and governing bodies test and evaluate AI agents extensively in simulated environments to verify their performance and safety upon deployment (Pan et al., 2023; Kinniment et al., 2024). This hinges on the assumption that the agent cannot distinguish between whether it is acting in the real world or in a simulated environment; otherwise, it may obscure its intentions temporarily during testing to secure deployment in the real world (Kovářik et al., 2025a). This has happened, for example, in the infamous Volkswagen (multi-billion-dollar) emission scandal in 2015, which centered on the surreptitious use of software in some Volkswagen diesel vehicles to detect emission testing. Consequently, effective evaluation protocols hinge on the agent not being able to make such distinctions, which also requires that it *forgets* whether it has acted in a simulated environment before or not. Kovářik et al. (2023) introduced the framework of *simulation games* to address such problems (cf. Chen et al., 2024; Oosterheld, 2019; Cooper et al., 2025).

Last but not least, imperfect recall is critical in the ubiquitous cases where an AI system handles private information. Data privacy laws are predicated on selectively relinquishing sensitive information, a premise exemplified by the European Parliament and Council of the EU (2016) GDPR “right to be forgotten” act. For example, consider a medical AI system tasked with identifying suitable candidates for blood donation. Potential candidates would be reluctant to share confidential information about their health status—HIV status, medical history, etc.—*unless* the AI has been

¹Computer Science Dept., Carnegie Mellon University, Pittsburgh, USA ²Foundations of Cooperative AI Lab (FOCAL) ³Strategy Robot, Inc.; Strategic Machine, Inc.; and Optimized Markets, Inc.. Correspondence to: Emanuel Tewolde <emanueltewolde@cmu.edu>.

designed to delete any knowledge regarding patients that were deemed unsuitable, thus exhibiting imperfect recall. In another example from the economics of innovation, Arrow’s disclosure paradox (Arrow, 1962) describes the perennial challenge in which an inventor must reveal information about a new idea to secure funding, but such disclosure risks expropriation (Nelson, 1959). Stephenson et al. (2025) investigate delegating decision making to an imperfect-recall AI agent as one possible solution to this dilemma. Taken together, it stands to reason that decision problems with imperfect recall will play a key role in AI going forward.

Our Contributions

Decision making under imperfect recall, and specifically *absentmindedness*, have been extensively studied since the early years of game theory (cf. Kuhn, 1953, and other work discussed in the appendix). So far, this has been done with pen and paper. Our work is the first to develop an empirical framework for decision making under imperfect recall through a flexible suite of benchmarks. Specifically, we construct three key types of parametrized tabular problems motivated by the prevalent applications discussed above. We refer to them as simulation problems (Section 4.1), subgroup detection problems under privacy constraints (Section 4.2), and random problems (Section 4.3).

In the second part of the paper, we turn to designing algorithms for solving such problems at scale, and evaluating them on 61 generated problem instances from our benchmark suite. First, we need to specify what constitutes a solution. The most natural objective is to identify an (*ex ante*) optimal strategy. Unfortunately, this is tantamount to finding a global optimum of a polynomial optimization problem, which is NP-hard (Koller & Megiddo, 1992). This is not just a theoretical obstacle: in our experiments, we find that a popular commercial solver for nonlinear optimization, Gurobi, fails to converge beyond tiny instances. Thus, it is essential to relax our solution concept to tackle large problems. Following a recent line of work, we focus on computing *Causal Decision Theory* (CDT) equilibria (Lambert et al., 2019; Tewolde et al., 2023), which can be viewed as the set of KKT points—equivalently, first-order optima—of the underlying optimization problem. As such, CDT equilibria are amenable to scalable first-order optimizers such as projected gradient descent (PGD), which forms our main baseline. As expected, our experiments show that PGD scales to much larger problem instances than Gurobi.

More surprisingly, our key algorithmic finding is that PGD and its variants are far from the best approach for this class of problems. In particular, we introduce the family of *regret matching* (RM) algorithms for imperfect-recall decision problems—which is tantamount to nonlinear constrained optimization. This class of algorithms has already enjoyed

tremendous success in the restricted setting of solving large (two-player) zero-sum games, being at the heart of many milestone results (Moravčík et al., 2017; Brown & Sandholm, 2018; 2019). RM goes back to the pioneering work of Blackwell (1956) that laid the foundations of online learning. Part of its appeal lies in the fact that it is parameter-free. Yet, it has remained unexplored beyond zero-sum games, modulo some exceptions which are discussed in the related work section that can be found in the appendix. For example, the imperfect-recall games that can arise in the game abstraction literature are, by design, very structured, and intend to accurately model an underlying perfect-recall game. Our work, on the other hand, focuses on solving decision problems that *inherently* feature imperfect recall, and tackles the problem in its full generality.

We pursue this direction and find that the RM family of algorithms consistently outperform PGD and its variants in terms of speed of convergence, typically by many orders of magnitude. This establishes for the first time that RM-based algorithms are formidable first-order optimizers. Further, not only are RM algorithms faster to converge, but they also consistently attain values at least as large as PGD, and often-times strictly larger. Both of those findings are surprising. The fact that RM and its variants perform remarkably well in two-player zero-sum games is a poor indicator of what would happen in constrained nonlinear optimization since the latter problem class is fundamentally harder.

Our benchmarks and code is available as an open-source GitHub repository.¹ Taken as a whole, we lay the groundwork for automatically analyzing decision problems under imperfect recall, beyond toy instances that have been analyzed in the past (Kovářík et al., 2023; 2025b; Chen et al., 2024; Berker et al., 2025).

2. Preliminaries

We begin by introducing imperfect-recall sequential decision making. In Section 2.2, we describe standard solution concepts and known results concerning their computation.

2.1. Decision problems under imperfect recall

We operate under the standard framework of *tree-form* (aka. extensive-form) decision problems; for additional background, we refer to Piccione & Rubinstein (1997) and Fudenberg & Tirole (1991).

Definition 1. A tree-form decision problem, denoted by Γ , consists of

1. A rooted tree with node set \mathcal{H} and edges labeled with actions. The decision process starts at the root node h_0 and ends at some leaf node, also called terminal node.

¹<https://github.com/emanueltewolde/ImperfectRecallDecisions>

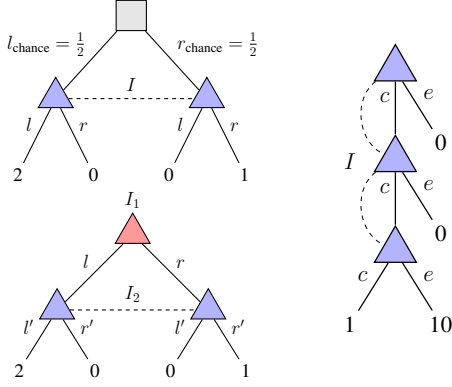


Figure 1. Three tree-form decision problems, discussed after Definition 1. The top and bottom ones are of imperfect recall. The right one further exhibits absentmindedness.

We denote the terminal nodes in \mathcal{H} as \mathcal{Z} and the set of actions available at nonterminal node $h \in \mathcal{H} \setminus \mathcal{Z}$ as A_h .

2. An assignment partition $\mathcal{H} \setminus \mathcal{Z} = \mathcal{H}^* \sqcup \mathcal{H}^{(c)}$ of non-terminal nodes to either (i) the player of the decision problem or (ii) the chance “player” c that models exogenous stochasticity. At each chance node $h \in \mathcal{H}^{(c)}$, actions are sampled according to a fixed distribution $\mathbb{P}^{(c)}(\cdot | h)$ over A_h .
3. A utility function $u : \mathcal{Z} \rightarrow \mathbb{R}$ that specifies the payoff the player receives when the decision process finishes at a terminal node.
4. A collection \mathcal{I} of information sets (infosets) partitioning the player’s decision nodes as $\mathcal{H}^* = \sqcup_{I \in \mathcal{I}} I$. We require $A_h = A_{h'}$ for all nodes h, h' of the same infoset I . Therefore, the infoset I has a well-defined action set A_I .

Infosets and imperfect recall The infoset structure captures the presence of imperfect information. Nodes of the same infoset are indistinguishable to the player. One possible source of imperfect information may be that the player is unable to observe the actions of another player, as illustrated in Figure 1 (top) w.r.t. the chance player. The player may also forget information it previously acquired; in that case, we say the player exhibits *imperfect recall*. In Figure 1 (bottom), for example, it cannot recall whether it played the left (l) or right (r) action in the past. A particular manifestation of imperfect recall is *absentmindedness*: the player in Figure 1 (right) cannot discern at a decision node whether it has been in the same situation (i.e. infoset) before.

Formally, each node $h \in \mathcal{H}$ in the decision tree is uniquely associated with a history path $\text{hist}(h)$, comprising a sequence of alternating nodes and actions from the root h_0 to h . On the path $\text{hist}(h)$, the player only encounters the sequence $\text{seq}(h)$ comprising infosets visited and actions taken by the player itself. We say an infoset I is of *perfect recall* if for all nodes $h, h' \in I$, we have $\text{seq}(h) = \text{seq}(h')$ —informally, the player can reconstruct the sequence $\text{seq}(h)$ from observing I alone. Otherwise, it exhibits imperfect

recall. The infoset I exhibits *absentmindedness* if there exist distinct nodes $h, h' \in I$ with $h \in \text{hist}(h')$. By extension, we say that the entire decision problem has imperfect recall (resp. absentmindedness) if at least one of its infosets does.

Strategies A (behavioral) strategy x for the player in Γ specifies for any infoset I of Γ a probability distribution over the available actions at I . Upon reaching I , it will draw an action randomly according to that probability distribution, henceforth called *randomized action* and represented as $x(\cdot | I)$. Denoting the probability simplex at I by $\Delta(A_I)$, a strategy x is an element of the product of simplices $\mathcal{X} := \prod_{I \in \mathcal{I}} \Delta(A_I)$. A *pure strategy* is a tuple in $\prod_{I \in \mathcal{I}} A_I \subset \mathcal{X}$.

Reach probabilities and utilities The *reach probability* $\mathbb{P}(\bar{h} | x, h)$ is the probability of arriving at node $\bar{h} \in \mathcal{H}$ when the player plays according to the strategy x and is currently at node $h \in \mathcal{H}$. This is the product of probabilities of the actions on the path from h to \bar{h} when $h \in \text{hist}(\bar{h})$, and 0 otherwise. The expected utility of the player from being at node $h \in \mathcal{H} \setminus \mathcal{Z}$ and following profile x is $U(x | h) := \sum_{z \in \mathcal{Z}} u(z) \cdot \mathbb{P}(z | x, h)$. We will simplify our notation for the special case where the player is at the root node h_0 by defining $\mathbb{P}(h | x) := \mathbb{P}(h | x, h_0)$; similarly, we define the function $U : \mathcal{X} \rightarrow \mathbb{R}$ as $U(x) := U(x | h_0)$, mapping a profile x to its expected utility with respect to the root node. For example, the utility function in Figure 1 (right) reads $U(x) = 1 \cdot x(c | I)^3 + 10 \cdot x(c | I)^2 \cdot x(e | I)$. More generally, there is a strong equivalence between decision making under imperfect recall and polynomial maximization over a product of simplices.

Theorem 1 (Gimbert et al., 2020; Tewolde et al., 2023). 1. Maximizing the utility in a decision making problem under imperfect recall is captured by maximizing U —a polynomial function in x —over the product of simplices \mathcal{X} . 2. Any constrained maximization problem $\max_{x \in \mathcal{X}} p(x)$ of a polynomial function p over a hypercube or a product of simplices \mathcal{X} can be captured by a utility maximization problem of a decision making instance à la Definition 1.

The presence of absentmindedness in an infoset I corresponds to a higher-degree dependency of U in $x(\cdot | I)$. This can necessitate the use of randomized actions in optimal strategies; see Figure 1 (right). We expand further on Theorem 1 in the appendix, and visualize the latter construction concisely on the optimization example $\max 2x^2y - 3xyz$ s.t. $0 \leq x, y, z \leq 1$. All in all, Theorem 1 shows that the goal of this paper—studying how to solve a decision making problem under imperfect recall—is, at least in theory, equivalent to polynomial optimization over simplices.

2.2. Solution concepts

We call a strategy \mathbf{x}^* ϵ -optimal ($\epsilon \geq 0$) if $U(\mathbf{x}^*) \geq U(\mathbf{x}) - \epsilon$ for all $\mathbf{x} \in \mathcal{X}$. Unfortunately, finding one is computationally hard; or much simpler, deciding (up to a *constant* precision ϵ) whether a particular value $v \in \mathbb{R}$ can be reached.

Proposition 2 (Koller & Megiddo, 1992; Tewolde et al., 2023). *Let $0 < \epsilon < 1/8$. Given a decision problem Γ and a target value $v \in \mathbb{R}$, it is NP-complete to distinguish between whether Γ admits a strategy $\mathbf{x} \in \mathcal{X}$ with $U(\mathbf{x}) \geq v$ or whether all strategies $\mathbf{x} \in \mathcal{X}$ satisfy $U(\mathbf{x}) \leq v - \epsilon$.*

In light of these theoretical limitations—which will be supported by our empirical findings—past work has studied relaxed solution concepts. One such notion, the *causal decision theory* (CDT) equilibrium, is particularly amenable to optimization algorithms. The basic idea behind the CDT equilibrium is that whenever the player must take an action at an information set, it considers whether it is beneficial for it to deviate *just this one time* from what \mathbf{x} prescribes. To determine the expected gain from such a deviation, it assumes that it will continue to play according to \mathbf{x} at all other decision nodes of the decision problem. (We provide further background on CDT equilibria in the appendix.) To formalize this, let ha denote the child node reached if the player plays action a at node h . CDT postulates that if it plays according to \mathbf{x} , reached info set I , and deviates this one time to action a , it anticipates to receive $\sum_{h \in I} \mathbb{P}(h | \mathbf{x}) \cdot U(\mathbf{x} | ha)$ utility from it overall. It can be shown that this quantity is equal to the partial derivative $\nabla_{I,a} U(\mathbf{x})$ of the utility function U w.r.t. to action a of info set $I \in \mathcal{I}$ at \mathbf{x} (Piccione & Rubinstein, 1997; Oosterheld & Conitzer, 2024).

Definition 3. *A strategy \mathbf{x} is called an ϵ -CDT equilibrium ($\epsilon \geq 0$) of a decision problem Γ if for all info sets $I \in \mathcal{I}$ and all alternative randomized actions $\alpha \in \Delta(A_I)$, we have*

$$U(\mathbf{x}) \geq U_{\text{CDT}}(\alpha | \mathbf{x}, I) - \epsilon, \text{ where } U_{\text{CDT}}(\alpha | \mathbf{x}, I) := U(\mathbf{x}) + \sum_{a \in A_I} (\alpha(a) - \mathbf{x}(a | I)) \nabla_{I,a} U(\mathbf{x}).$$

Tewolde et al. (2023; 2024) observed that CDT equilibria correspond to *Karush-Kuhn-Tucker* (KKT) points, i.e., first-order optima of constrained optimization (cf. Section 3.1).

3. Algorithms

This section dives into algorithmic approaches for tackling imperfect-recall decision problems. We will first review some known algorithms that will serve as our baselines in the experiments. In the second part, we introduce a family of algorithms from the game theory literature to the problem of nonlinear constrained optimization, which—as we shall see—performs remarkably well in practice.

Algorithm 1: A template for first-order optimization over products of simplices.

```

1 Input: Feasible set  $\mathcal{X} = \Delta(m_1) \times \dots \times \Delta(m_n)$ ,
   utility function  $U : \mathcal{X} \rightarrow \mathbb{R}$ 
2 for  $i = 1, \dots, n$  do
3   Initialize local optimizer  $\mathcal{R}_i$  on  $\Delta(m_i)$ 
4   Set  $\mathbf{u}_i^{(0)} \leftarrow \mathbf{0}$ 
5 for  $t = 1, \dots, T$  or until convergence do
6   for  $i = 1, \dots, n$  do  $\tilde{\mathbf{u}}_i^{(t)} \leftarrow \mathbf{u}_i^{(t-1)}$  // Set  $\tilde{\mathbf{u}}_i^{(t)} \leftarrow \mathbf{0}$ 
   instead if  $\mathcal{R}_i$  is not optimistic/predictive
7   for  $i = 1, \dots, n$  do  $\mathbf{x}_i^{(t)} \leftarrow \mathcal{R}_i.\text{GETX}(\tilde{\mathbf{u}}_i^{(t)})$ 
8   for  $i = 1, \dots, n$  do
9      $\mathbf{u}_i^{(t)} \leftarrow \nabla_{\mathbf{x}_i} U(\mathbf{x}^{(t)})$ 
10     $\mathcal{R}_i.\text{STEP}(\mathbf{u}_i^{(t)})$ 
11 return  $\mathbf{x}^{(t)}$ 

```

Algorithm 2: (Optimistic) Projected gradient descent; (O)GD

```

1 Initialize learning rate  $\eta > 0$ ,  $\hat{\mathbf{x}}^{(1)} \in \Delta(m)$ 
2 procedure  $\text{GETX}(\tilde{\mathbf{u}}^{(t)})$  return
    $\mathbf{x}^{(t)} \leftarrow \Pi_{\Delta(m)}(\hat{\mathbf{x}}^{(t)} + \eta \tilde{\mathbf{u}}^{(t)})$ 
3 procedure  $\text{STEP}(\mathbf{u}^{(t)})$ 
    $\hat{\mathbf{x}}^{(t+1)} \leftarrow \Pi_{\Delta(m)}(\hat{\mathbf{x}}^{(t)} + \eta \mathbf{u}^{(t)})$ 

```

3.1. Known approaches and baselines

Despite the complexity barriers for computing optimal strategies (Proposition 2), one may still hope to come up with fast algorithms in practice. For that reason, we make use of a popular commercial solver for nonlinear optimization, Gurobi [2025], which guarantees global optimality (up to a small tolerance error) upon termination. We will see that this approach scales poorly in our benchmarks. Our implementation is described in the appendix.

This motivates shifting our attention to CDT equilibria, which—as we mentioned—can be expressed as KKT points of a polynomial optimization problem. It is well known that ϵ -KKT points can be computed in $\text{poly}(1/\epsilon)$ time via (*projected*) *gradient descent* (GD) (for example, Fearnley et al., 2023). This will serve as our basic benchmark algorithm for computing CDT equilibria. We will also experiment with the following two popular variants of GD: (1) *Optimistic (projected) gradient descent* (OGD), which goes back to Popov (1980), and is receiving renewed interest in recent years, especially in the context of games (Wei et al., 2021; Daskalakis & Panageas, 2018; Daskalakis et al., 2018). And (2) *AMSGrad* (AMS) (Reddi et al., 2018), an adaptive gradient method based on exponential moving averages for the first and second gradient momentum that also enjoys theoretical convergence guarantees.

Since we deal exclusively with optimization over a product

Algorithm 3: (Pred.) Reg. matching; (P)RM

```

1 Initialize  $\mathbf{r}^{(1)} \leftarrow \mathbf{0}, \mathbf{x}^{(0)} \in \Delta(m)$ 
2 procedure GETX( $\tilde{\mathbf{u}}^{(t)}$ )
3    $\boldsymbol{\theta}^{(t)} \leftarrow [\mathbf{r}^{(t)} + \tilde{\mathbf{u}}^{(t)} - \langle \tilde{\mathbf{u}}^{(t)}, \mathbf{x}^{(t-1)} \rangle \mathbf{1}]^+$ 
4   if  $\boldsymbol{\theta}^{(t)} \neq \mathbf{0}$  then  $\mathbf{x}^{(t)} \leftarrow \boldsymbol{\theta}^{(t)} / \|\boldsymbol{\theta}^{(t)}\|_1$ 
5   else  $\mathbf{x}^{(t)} \leftarrow \mathbf{x}^{(t-1)}$ 
6   return  $\mathbf{x}^{(t)}$ 
7 procedure STEP( $\mathbf{u}^{(t)}$ )
8    $\mathbf{r}^{(t+1)} \leftarrow \mathbf{r}^{(t)} + \mathbf{u}^{(t)} - \langle \mathbf{u}^{(t)}, \mathbf{x}^{(t)} \rangle \mathbf{1}$ 

```

of simplices, we can provide a basic template for decomposing it into independent subproblems over the individual simplices (in Algorithm 1). What remains to be specified is the choice of individual local optimizers. Algorithm 2, for example, describes (O)GD. We present the AMS algorithm in the appendix, together with an explanation on how to implement its projection operator in simplex domains. Regarding implementing these algorithms and the upcoming RM ones, a non-trivial observation is that, for tree-form decision problems, the gradients at every decision point can be computed in total time linear in the size of the decision problem. Indeed, the quantities $\mathbb{P}(h \mid \mathbf{x}^{(t)})$ and $U(\mathbf{x}^{(t)} \mid ha)$ in CDT utilities (Section 2.2) can be computed for each history h by recursive passes down and up through the tree respectively.

3.2. Regret matching for constrained optimization

We now introduce a new family of algorithms for constrained optimization based on *regret matching* (RM) (Hart & Mas-Colell, 2000) (Algorithm 3). We use the notation $[\mathbf{x}]^+ := \max(\mathbf{x}, \mathbf{0})$ for a vector $\mathbf{x} \in \mathbb{R}^m$, and $\mathbf{1}$ for the all-ones vector. RM^+ is a simple variant of RM that has been shown to work very well in practice (e.g., Bowling et al., 2015); the only difference is that RM^+ truncates the regrets in each iteration (Algorithm 4). We also implement their predictive versions PRM and PRM^+ (Farina et al., 2021). All these algorithms are designed to minimize regret in the online learning setting. In perfect-recall zero-sum games, having vanishing regret implies that the *average* strategies converge to the set of Nash equilibria, whereas the last iterate can fail to converge (Farina et al., 2023).

Although RM and its variants have received a lot of attention for perfect-recall zero-sum games, there was hitherto little reason to believe they would perform well in constrained optimization problems.² Subsequent to our paper, it was recently shown that RM^+ forms a sound first-order optimizer, which theoretically grounds our approach.

²We discuss in the appendix why the CFR framework cannot be applied to our setting, and we distinguish it from our RM methods.

Algorithm 4: (P) RM^+

```

1 Initialize  $\mathbf{r}^{(1)} \leftarrow \mathbf{0}, \mathbf{x}^{(0)} \in \Delta(m)$ 
2 procedure GETX( $\tilde{\mathbf{u}}^{(t)}$ )
3    $\boldsymbol{\theta}^{(t)} \leftarrow [\mathbf{r}^{(t)} + \tilde{\mathbf{u}}^{(t)} - \langle \tilde{\mathbf{u}}^{(t)}, \mathbf{x}^{(t-1)} \rangle \mathbf{1}]^+$ 
4   if  $\boldsymbol{\theta}^{(t)} \neq \mathbf{0}$  then  $\mathbf{x}^{(t)} \leftarrow \boldsymbol{\theta}^{(t)} / \|\boldsymbol{\theta}^{(t)}\|_1$ 
5   else  $\mathbf{x}^{(t)} \leftarrow \mathbf{x}^{(t-1)}$ 
6   return  $\mathbf{x}^{(t)}$ 
7 procedure STEP( $\mathbf{u}^{(t)}$ )
8    $\mathbf{r}^{(t+1)} \leftarrow [\mathbf{r}^{(t)} + \mathbf{u}^{(t)} - \langle \mathbf{u}^{(t)}, \mathbf{x}^{(t)} \rangle \mathbf{1}]^+$ 

```

Theorem 2 (Anagnostides et al., 2026). RM^+ applied³ to a decision problem under imperfect recall converges in $\text{poly}(1/\epsilon)$ iterations to an ϵ -CDT equilibrium.

4. Benchmarks

We introduce three different parametric classes of decision problems. The parameters dictate the structure of the problem instance such as its depth, number of infosets, the degree of absentmindedness, and number of actions per infoset, etc. Our implementation is based on LiteEFG (Liu et al., 2024), a lightweight format for extensive-form games.

4.1. Simulation problems

Inspired by the type of problems discussed in the introduction, we model problems that involve simulating an agent. For this to be effective, the simulation must be indistinguishable from reality; thus, nodes corresponding to decisions in simulation are in the same infoset as nodes corresponding to decisions in reality. Specifically, we consider games where in the simulation phase, the simulator may test the simulated agent’s behavior, possibly multiple times in a row. The agent will then be deployed if and only if it acted as intended in simulation.

A concrete yet simple simulation example is given in Figure 2 (top). In line with previous works on simulation games, we focus on the setting in which the agent has only two actions: “good” or “bad” (with respect to the simulator’s goals). If the agent ever acts bad in simulation, the game ends and the agent receives some constant utility (0, by default). We fix the simulator’s strategy, thus making the simulator a chance node and this game a single-agent problem. The simulator can simulate the agent up to n times, but does not have to; whether they simulate the agent yet another time will be decided by a probability parameter. Once the agent reaches a decision node in the deployment phase, it will receive utility $\gamma \in \mathbb{R}$ for acting good and $\beta \in \mathbb{R}$ for acting bad (specified further below).

³This assumes so-called *lazy updates*.

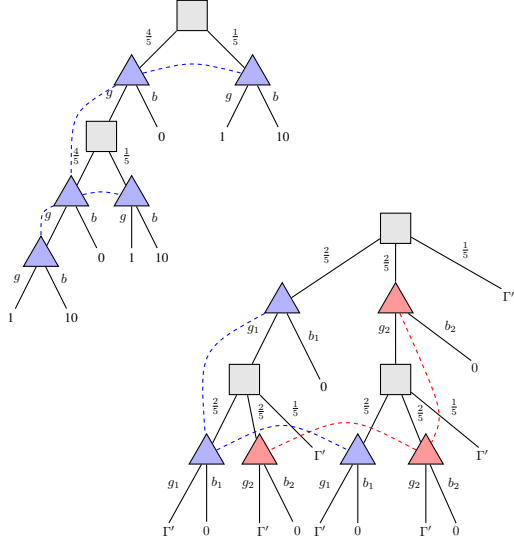


Figure 2. Top: A simple simulation problem. The misaligned agent receives 10 utility for its preferred action (which is the bad action for the simulator), and 1 utility for the other. The simulator decides to simulate with $4/5$ probability, and up to at most 2 times, in order to catch misaligned behavior in advance. Bottom: A slightly more complex simulation problem with two testing scenarios. The “deployment” phase / subgame Γ' is visualized in the appendix.

The purpose of simulating the agent, and thus inducing absentmindedness, is two-fold (Chen et al., 2024). First, it allows the simulator to *screen* for misaligned agents: if the agent acts bad with some positive probability, it becomes exponentially unlikely—in the number of simulation rounds—to remain unnoticed by the simulator. In contrast, if the agent prefers to act good ($\gamma > \beta$), it chooses to act so deterministically, guaranteeing that it will reach the deployment phase. Second, the simulations have a *disciplining* effect: even in the worst case where the simulator is presented with a misaligned agent ($\gamma < \beta$), the simulator still incentivizes the agent to act good most of the time, if not all the time, by testing the agent (multiple times) in simulation.

We expand on prior work by allowing the simulator to evaluate the agent in $k \geq 1$ *scenarios* rather than just a single one. For example, an autonomous vehicle might be tested on its behavior in the city, on the highway, off-road, and under difficult weather conditions. A language model might be evaluated on writing essays, producing code, and providing mental support through conversation. Furthermore, we also extend the deployment phase to $m \geq 1$ rounds, with acting good and bad in scenario i contributing with β_i and γ_i to the total payoffs. Figure 2 (bottom) depicts such a simulation problem example. In particular, an agent might now refrain from ever acting bad in scenario i because it hopes to act bad (or act at all) in another scenario i' in deployment.

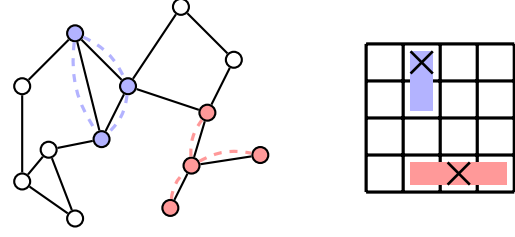


Figure 3. Subgroup detection under privacy constraints. On the left, we see an arbitrary graph with two subgroups (a 3-clique, and a star of degree 3). The goal is to find as many of the subgroups’ nodes as possible. On the right, we see another such decision problem on a 2D grid, which we visualized as an instance of the Absentminded Battleship game. The agent has already succeeded in hitting one node of each ship, which indicates that there must be more subgroup nodes nearby. The agent does not remember whether it has selected any cell other than these two before.

4.2. Subgroup detection under privacy constraints

Motivated by the privacy applications discussed in the introduction, we introduce a parametrized class of decision problems in which the agent aims to identify *suitable* candidates—be it medical patients, investment opportunities, and so on—under privacy constraints. The agent is provided with a connection graph, such as in Figure 3 (left), which captures some notion of relationship or similarity between the candidates (possibly based on social ties, physical characteristics, geography, etc.). Connected subsets of suitable candidates, called *subgroups*, are present in the graph unknown to the agent. An action in the corresponding decision problem consists of selecting one of the candidates, and the goal is to maximize the number of distinct candidates selected from the suitable subgroups. If a selected candidate is a member of a subgroup, then the agent observes this fact henceforth; otherwise, the agent forgets having chosen this candidate altogether (since it is sensitive info to know the unsuitable ones). Figure 3 (right) depicts an example; it resembles the prominent “Battleship” game, except the agent is absentminded about cells selected in the past that did not hit a ship. The benchmark parameters class control (a) the number of rounds the agent can select candidates for; (b) an underlying graph structure, such as a 2D grid, or Erdős-Rényi $G(n, p)$ and $G(n, m)$ graph models; (c) the subgroups in the graph in terms of quantity, sizes, shapes (lines, cycles, cliques, stars) as well as the procedure for distributing them in the graph; and (d) the immediate payoffs for selecting suitable candidates of different subgroups.

4.3. Random decision problems

Finally, we introduce a highly parametrized class of randomly generated decision problems, following an active line of work on random games (McKelvey & McLennan, 1996; Nudelman et al., 2004; Arieli & Babichenko, 2016; Amiet et al., 2021; Flesch et al., 2023; Heinrich et al., 2023). Part of their appeal is that they serve as a sanity check and

Table 1. Top table: Statistics that aggregate the full experiments in the appendix. We report how often an algorithm reached convergence across all 61 benchmark instances, and relative to the other algorithms, how well it ranks on average (lower is better), and how often it achieved the best value / convergence. Bottom table: The performance of various algorithms in a subset of our benchmarks. Value and convergence winners per game highlighted in bold. For Gurobi, time is only reported if it terminated.

Category	Metric	Gurobi	GD	OGD	AMS	RM	RM ⁺	PRM	PRM ⁺
Utility value	% of best (\uparrow)	36.1	44.3	44.3	60.7	70.5	70.5	73.8	70.5
	avg. rank (\downarrow)	6.25	4.99	5.28	4.16	3.93	3.79	3.79	3.81
Convergence	% reached (\uparrow)	27.9	72.1	72.1	98.4	83.6	90.2	78.7	80.3
	% of best (\uparrow)	0.0	11.5	6.6	37.7	29.5	21.3	18.0	18.0
	avg. rank (\downarrow)	8.00	5.08	5.84	3.35	2.80	2.70	4.24	3.99

Problem	Gurobi value time	GD value time gap	OGD value time gap	AMS value time gap	RM value time gap	RM ⁺ value time gap	PRM ⁺ value time gap
Det-1k	13.00 1m 24s	13.00 0.13s —	13.00 0.07s —	13.00 0.13s —	13.00 0.32s —	13.00 0.36s —	13.00 0.41s —
Det-1.8k	22.00 2m 40s	22.00 0.06s —	22.00 0.07s —	22.00 0.13s —	22.00 0.03s —	22.00 0.03s —	22.00 0.03s —
Det-2.0k	17.50 1m 42s	17.50 0.03s —	17.50 0.05s —	17.50 0.06s —	17.50 0.03s —	17.50 0.03s —	17.50 0.03s —
Det-2.2m	—	16.20 — 0.002	15.93 — 0.02	15.87 23m 6s —	16.36 2h 22m —	16.36 3h 13m —	16.36 — 5e-06
Det-3.8m	—	15.66 — 0.003	15.14 — 0.03	15.48 39m 1s —	15.80 — 2e-06	15.80 — 5e-05	15.80 — 0.0003
Det-10m	—	24.64 — 0.002	24.61 — 0.003	24.47 1h 30m —	24.76 — 0.002	24.76 — 0.0004	24.76 — 0.0008
Det-18m	—	26.38 — 0.006	25.81 — 0.05	26.48 — 2e-06	26.71 — 0.004	26.71 — 0.001	26.71 — 0.04
Rand-24k	0.72 —	0.66 7m 0s —	0.66 7m 46s —	0.68 5.73s —	0.66 26.55s —	0.66 1m 3s —	0.66 5m 5s —
Rand-35k	1.00 —	0.95 3.85s —	0.95 3.76s —	0.92 0.93s —	0.92 0.99s —	0.92 1.18s —	0.94 1.68s —
Rand-42k	0.69 —	0.55 — 0.01	0.55 — 0.01	0.65 38.55s —	0.65 — 2e-06	0.65 5m 56s —	0.65 3m 19s —
Rand-13m	—	0.59 — 0.003	0.58 — 0.003	0.65 23m 49s —	0.63 19m 11s —	0.64 17m 31s —	0.65 36m 42s —
Rand-18m	—	0.97 2h 33m —	0.97 3h 0m —	0.98 20m 56s —	0.95 29m 45s —	0.97 24m 0s —	0.97 14m 31s —
Rand-23m	—	0.94 3h 37m —	0.93 — 0.0007	0.97 12m 55s —	0.98 23m 10s —	0.96 23m 5s —	0.95 18m 2s —
Sim-3k	6.25 1m 1s	6.25 0.32s —	6.25 1.03s —	6.25 1.06s —	6.25 0.26s —	6.25 0.28s —	6.25 0.48s —
Sim-7k	8.58 1m 36s	8.58 0.05s —	8.58 0.05s —	8.58 0.05s —	8.58 0.05s —	8.58 0.05s —	8.58 0.05s —
Sim-13k	10.38 4m 21s	10.38 0.69s —	10.38 8.54s —	10.38 4.09s —	10.38 1.03s —	10.38 1.01s —	10.38 3.97s —
Sim-540k	6.41 —	8.54 47.54s —	8.54 2m 37s —	8.54 2m 39s —	8.54 19.39s —	8.54 19.44s —	8.54 3m 3s —
Sim-1m	4.14 —	4.77 5m 33s —	4.77 7m 2s —	4.77 4m 42s —	4.77 2m 14s —	4.77 2m 34s —	4.77 4m 20s —
Sim-1.9m	—	13.45 18.31s —	13.45 17.96s —	13.45 12.22s —	13.45 12.36s —	13.45 12.19s —	13.45 12.47s —
Sim-2.3m	—	11.09 22.01s —	11.09 21.88s —	11.09 14.98s —	11.09 14.97s —	11.09 15.00s —	11.09 15.13s —
Sim-4m	—	14.01 45m 5s —	14.01 41m 0s —	14.01 20m 59s —	14.01 11m 36s —	14.01 7m 3s —	14.01 21m 17s —

help counterbalance cherry picking of benchmark problems. The parameters dictate (a) the probability with which a node will be terminal (dependent on its depth), (b) the probabilities with which a nonterminal node has k available actions, as well as with which it will be a chance node, (c) the (approximate) number of nodes we want to cover with each infoset, and (d) the probability distribution over payoffs at terminal nodes. The payoffs at the leaf nodes are drawn uniformly at random between 0 and 1. In our experiments, we have varying tree depths between 4 and 15, 3 to 5 actions at decision nodes, a 20% probability to be a chance node, and infosets of a size roughly proportional to $\#\text{nodes}^{2/3}$.

5. Experimental evaluation

Having introduced our benchmarks, we now use them to evaluate the performance of the algorithms described earlier in Section 3. Abbreviations “Sim,” “Det,” and “Rand” stand for simulation problems (Section 4.1), subgroup detection problems (Section 4.2), and random problems (Section 4.3) respectively. The suffixes indicate the number of nodes in the decision tree (with “k” and “m” abbreviating thousands and millions). Our algorithms run until any of three termination conditions is met: achieving a KKT gap of at most 10^{-6} ,

reaching the time limit of 4 hours,⁴ or reaching the iteration limit of 6000. We run the first-order methods for 12 times with randomly initialized strategies and report the median. For GD and OGD, we run the algorithm with different learning rates, namely $\eta \in \{1, 10^{-1}, 10^{-2}, 10^{-3}\}$, and report only the one that minimizes the KKT gap the fastest at time of termination. We give AMS that same advantage, except over a grid of 27 hyperparameter combinations.⁵ Aggregate statistics and a subset of our results are gathered in Table 1. We also plot the KKT gap and value versus iteration in Figure 4 to gain insight into the process of convergence.⁶ The shaded regions represent the best and worst run for the respective iteration count and across the 12 initializations. Further experimental details and results can be found in the appendix. The main takeaways are the following:

1. Gurobi fails to converge beyond small instances ($\leq 100k$ nodes for simulation, and $\leq 20k$ otherwise). Moreover, when it reaches termination, the time required

⁴With the only exceptions of Det- $\{9m, 10m, 18m\}$ problems, which we run for 12 hours since the standard time limit poses a significant bottleneck for those instances.

⁵Namely, $\eta \in \{1, 0.1, 0.01\}$, $\beta_1 \in \{0.8, 0.9, 0.99\}$, and $\beta_2 \in \{0.99, 0.999, 0.9999\}$, which includes Reddi et al.’s β suggestion.

⁶Our RM implementations complete more iterations per time than our gradient descent ones. Thus, plotting against iterations instead of time favors the gradient descent algorithms.

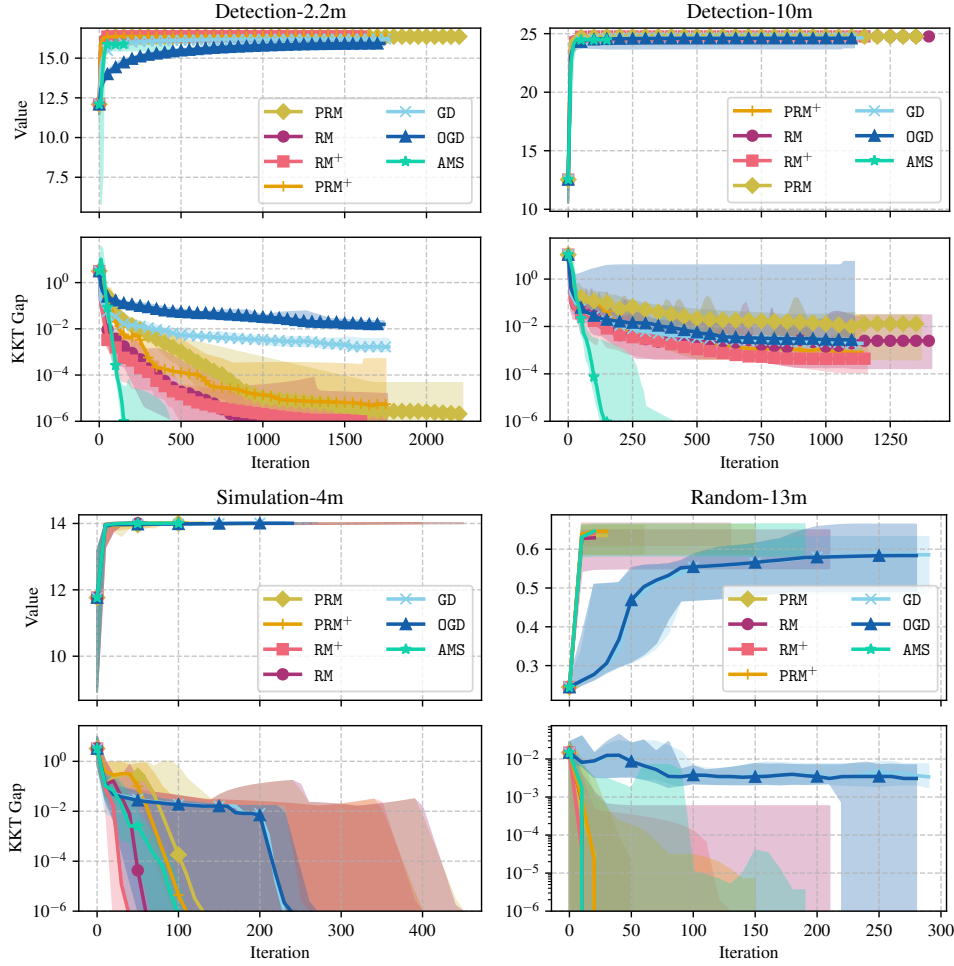


Figure 4. Benchmark problem instances with ~ 800 infosets, ~ 300 infosets, 3 infosets, and ~ 100 infosets respectively.

is multiple orders of magnitude more than that of the first-order optimizers. This is despite the fact that `Gurobi` is based on an optimized C++ implementation whereas our first-order optimizers are implemented in Python.

2. Interestingly, in all such cases in Table 1, where we know the optimal value, the first-order optimizers converge to an optimal strategy.

As expected, the latter point will not always hold (e.g. in `Rand-42k` once `Gurobi` would eventually terminate). Indeed, we design an extreme example in the appendix where our gradient descent and regret matching methods all converge to a KKT point that is arbitrarily bad in value relative to the global optimum. We also illustrate on two examples that one of the two algorithm types can perform arbitrarily bad while the other reaches global optimum.

3. RM^+ oftentimes attain higher values than GD, OGD, and AMS, and almost never less. The RM family of algorithms perform extraordinarily well in terms of utility value.
4. RM^+ and AMS consistently outperform GD and OGD in runtime. The top AMS run scales best in the detection

domain, while RM^+ and RM have overall best rankings.

The literature on two-player zero-sum *perfect-recall* games may offer some conceptual explanation here. Namely, it is believed that the following property of RM methods—which continues to be satisfied in our setting with imperfect recall—is important to practical performance: at the infoset level, RM methods are invariant to step sizes (Chakrabarti et al., 2024). Instead, they regulate their step sizes based on the current and past gradients alone, requiring no careful step size tuning in the same way that gradient descent does.

5. Surprisingly, RM^+ is typically outperforming PRM^+ . This stands in stark contrast to what has been observed in zero-sum games (Farina et al., 2021).

Our intuition for that is as follows. Predictiveness in RM (= Optimism in GD) roughly corresponds to having negative momentum, which is beneficial in zero-sum games and minimax optimization because it helps minimize regret faster. But in our setting of nonlinear (single-player) optimization, it is not known whether predictiveness helps anymore, since the task now is to search for a first-order optimal point.

Indeed, our experiments seem to suggest otherwise.

6. Future research

Our paper opens many interesting avenues for future work. First, we have focused exclusively on solving tabular imperfect-recall decision problems in tree-form. A promising direction is to use modern RL techniques to expand the scope to even larger problems that cannot be represented in tabular form. Other formalisms, such as (PO)MDPs, present another natural direction that was beyond our scope. Finally, our experiments revealed that the regret matching methods are formidable first-order optimizers; elucidating their theoretical properties is another important open question.

Acknowledgements

We are grateful to the anonymous reviewers for their valuable improvement suggestions for this paper. Emanuel Tewolde and Vincent Conitzer thank the Cooperative AI Foundation, Macroscopic Ventures and Jaan Tallinn’s donor-advised fund at Founders Pledge for financial support. Emanuel Tewolde is also supported in part by the Cooperative AI PhD Fellowship. Tuomas Sandholm and his students Ioannis Anagnostides and Brian Hu Zhang are supported by the Vannevar Bush Faculty Fellowship ONR N00014-23-1-2876, National Science Foundation grants RI-2312342 and RI-1901403, ARO award W911NF2210266, and NIH award A240108S001.

Impact Statement

This paper presents work whose goal is to advance the field of Machine Learning. There are many potential societal consequences of our work, none which we feel must be specifically highlighted here.

References

- Amiet, B., Collevocchio, A., Scarsini, M., and Zhong, Z. Pure nash equilibria and best-response dynamics in random games. *Mathematics of Operations Research*, 46(4): 1552–1572, 2021.
- Anagnostides, I., Tewolde, E., Zhang, B. H., Panageas, I., Conitzer, V., and Sandholm, T. Convergence of regret matching in potential games and constrained optimizations. In *The Fourteenth International Conference on Learning Representations, ICLR 2026*. OpenReview.net, 2026.
- Arieli, I. and Babichenko, Y. Random extensive form games. *Journal of Economic Theory*, 166:517–535, 2016.
- Arrow, K. Economic welfare and the allocation of resources for invention. In *The Rate and Direction of Inventive Activity: Economic and Social Factors*, pp. 609–626. National Bureau of Economic Research, Inc, 1962.
- Basilico, N., Celli, A., Nittis, G. D., and Gatti, N. Team-maxmin equilibrium: Efficiency bounds and algorithms. In *AAAI Conference on Artificial Intelligence (AAAI)*, 2017.
- Benjamin, H. and Lanctot, M. Learning in games with progressive hiding. *arXiv:2409.03875*, 2024.
- Berker, R. E., Tewolde, E., Anagnostides, I., Sandholm, T., and Conitzer, V. The value of recall in extensive-form games. In *AAAI Conference on Artificial Intelligence (AAAI)*, 2025.
- Blackwell, D. An analog of the minmax theorem for vector payoffs. *Pacific Journal of Mathematics*, 6:1–8, 1956.
- Bowling, M., Burch, N., Johanson, M., and Tammelin, O. Heads-up limit hold’em poker is solved. *Science*, 347(6218):145–149, 2015.
- Briggs, R. Putting a value on beauty. In Gendler, T. S. and Hawthorne, J. (eds.), *Oxford Studies in Epistemology: Volume 3*, pp. 3–34. Oxford University Press, 2010.
- Brown, N. and Sandholm, T. Superhuman AI for heads-up no-limit poker: Libratus beats top professionals. *Science*, 359(6374):418–424, 2018.
- Brown, N. and Sandholm, T. Superhuman AI for multiplayer poker. *Science*, 365(6456):885–890, 2019.
- Čermák, J., Bosanský, B., and Lisý, V. An algorithm for constructing and solving imperfect recall abstractions of large extensive-form games. In *International Joint Conference on Artificial Intelligence (IJCAI)*, 2017a.
- Čermák, J., Bošanský, B., and Pěchouček, M. Combining incremental strategy generation and branch and bound search for computing maxmin strategies in imperfect recall games. In *Proceedings of the 16th Conference on Autonomous Agents and MultiAgent Systems, AAMAS ’17*, pp. 902–910. International Foundation for Autonomous Agents and Multiagent Systems, 2017b.
- Čermák, J., Bošanský, B., Horák, K., Lisý, V., and Pěchouček, M. Approximating maxmin strategies in imperfect recall games using a-loss recall property. *International Journal of Approximate Reasoning*, 93:290–326, 2018.
- Čermák, J., Lisý, V., and Bošanský, B. Automated construction of bounded-loss imperfect-recall abstractions in extensive-form games. *Artificial Intelligence*, 282, 2020.

- Chakrabarti, D., Grand-Clément, J., and Kroer, C. Extensive-form game solving via blackwell approachability on treplexes. In *Advances in Neural Information Processing Systems* 38, 2024.
- Chen, E. O., Gherengorin, A., and Petersen, S. Imperfect recall and AI delegation, 2024.
- Cooper, E., Oesterheld, C., and Conitzer, V. Characterising simulation-based program equilibria. In *AAAI Conference on Artificial Intelligence (AAAI)*, 2025.
- Daskalakis, C. and Panageas, I. The limit points of (optimistic) gradient descent in min-max optimization. In *NeurIPS 2018*, pp. 9256–9266, 2018.
- Daskalakis, C. and Papadimitriou, C. Continuous local search. In *ACM-SIAM Symposium on Discrete Algorithms (SODA)*, 2011.
- Daskalakis, C., Ilyas, A., Syrgkanis, V., and Zeng, H. Training gans with optimism. In *International Conference on Learning Representations (ICLR)*, 2018.
- Elga, A. Self-locating belief and the Sleeping Beauty problem. *Analysis*, 60(2):143–147, 2000.
- Emmons, S., Oesterheld, C., Critch, A., Conitzer, V., and Russell, S. For learning in symmetric teams, local optima are global nash equilibria. In *International Conference on Machine Learning (ICML)*, 2022.
- European Parliament and Council of the EU. Regulation (EU) 2016/679 (General Data Protection Regulation), 2016. URL <https://eur-lex.europa.eu/eli/reg/2016/679/oj>. Official Journal of the European Union.
- Farina, G., Celli, A., Gatti, N., and Sandholm, T. Ex ante coordination and collusion in zero-sum multi-player extensive-form games. In *Neural Information Processing Systems (NeurIPS)*, 2018.
- Farina, G., Kroer, C., and Sandholm, T. Faster game solving via predictive Blackwell approachability: Connecting regret matching and mirror descent. In *AAAI Conference on Artificial Intelligence (AAAI)*, 2021.
- Farina, G., Grand-Clément, J., Kroer, C., Lee, C., and Luo, H. Regret matching+: (in)stability and fast convergence in games. In *Neural Information Processing Systems (NeurIPS)*, 2023.
- Fearnley, J., Goldberg, P., Hollender, A., and Savani, R. The complexity of gradient descent: $\text{CLS} = \text{PPAD} \cap \text{PLS}$. *Journal of the ACM*, 70(1):7:1–7:74, 2023.
- Flesch, J., Predtetchinski, A., and Suomala, V. Random perfect information games. *Mathematics of Operations Research*, 48(2):708–727, 2023.
- Foster, D. P. and Hart, S. Smooth calibration, leaky forecasts, finite recall, and nash dynamics. *Games and Economic Behavior*, 109:271–293, 2018.
- Fudenberg, D. and Tirole, J. *Game Theory*. MIT Press, 1991.
- Gimbert, H., Paul, S., and Srivathsan, B. A bridge between polynomial optimization and games with imperfect recall. In *Autonomous Agents and Multi-Agent Systems*, 2020.
- Gimbert, H., Paul, S., and Srivathsan, B. Simplifying imperfect recall games. In *Proceedings of the 24th International Conference on Autonomous Agents and Multiagent Systems, AAMAS ’25*, pp. 895–903. International Foundation for Autonomous Agents and Multiagent Systems, 2025.
- Gurobi Optimization, LLC. Gurobi Optimizer Reference Manual, 2025. URL <https://www.gurobi.com>.
- Hart, S. and Mas-Colell, A. A simple adaptive procedure leading to correlated equilibrium. *Econometrica*, 68: 1127–1150, 2000.
- Hart, S. and Mas-Colell, A. Regret-based continuous-time dynamics. *Games and Economic Behavior*, 45(2):375–394, 2003.
- Heinrich, T., Jang, Y., Mungo, L., Pangallo, M., Scott, A., Tarbush, B., and Wiese, S. Best-response dynamics, playing sequences, and convergence to equilibrium in random games. *International Journal of Game Theory*, 52:703–735, 2023.
- Helgason, R., Kennington, J., and Lall, H. A polynomially bounded algorithm for a singly constrained quadratic program. *Mathematical Programming*, 18:338–343, 1980.
- Isbell, J. R. *Finitary Games*, pp. 79–96. Princeton University Press, 1957.
- Kaneko, M. and Kline, J. J. Behavior strategies, mixed strategies and perfect recall. *International Journal of Game Theory*, 24:127–145, 1995.
- Kingma, D. P. and Ba, J. Adam: A method for stochastic optimization. In *3rd International Conference on Learning Representations, ICLR 2015*, 2015.
- Kinniment, M., Sato, L. J. K., Du, H., Goodrich, B., Hasin, M., Chan, L., Miles, L. H., Lin, T. R., Wijk, H., Burget, J., Ho, A., Barnes, E., and Christiano, P. Evaluating language-model agents on realistic autonomous tasks. *arXiv:2312.11671*, 2024.

- Kline, J. J. Minimum memory for equivalence between ex ante optimality and time-consistency. *Games and Economic Behavior*, 38(2):278–305, 2002.
- Koller, D. and Megiddo, N. The complexity of two-person zero-sum games in extensive form. *Games and Economic Behavior*, 4(4):528–552, 1992.
- Kovářík, V., Oesterheld, C., and Conitzer, V. Game theory with simulation of other players. In *International Joint Conference on Artificial Intelligence (IJCAI)*, 2023.
- Kovářík, V., Oesterheld, C., and Conitzer, V. Recursive joint simulation in games. *arXiv:2402.08128*, 2024.
- Kovářík, V., Chen, E. O., Petersen, S., Ghersengorin, A., and Conitzer, V. Ai testing should account for sophisticated strategic behaviour. In *Neural Information Processing Systems (NeurIPS)*, 2025a.
- Kovářík, V., Sauerberg, N., Hammond, L., and Conitzer, V. Game theory with simulation in the presence of unpredictable randomisation. In *Autonomous Agents and Multi-Agent Systems*, 2025b.
- Kroer, C. and Sandholm, T. Extensive-form game abstraction with bounds. In *ACM Conference on Economics and Computation (EC)*, 2014.
- Kroer, C. and Sandholm, T. Imperfect-recall abstractions with bounds in games. In *ACM Conference on Economics and Computation (EC)*, 2016.
- Kuhn, H. W. Extensive games and the problem of information. In *Contributions to the Theory of Games*, volume 2 of *Annals of Mathematics Studies*, 28, pp. 193–216. Princeton University Press, 1953.
- Lambert, N. S., Marple, A., and Shoham, Y. On equilibria in games with imperfect recall. *Games and Economic Behavior*, 113:164–185, 2019.
- Lanctot, M., Gibson, R., Burch, N., Zinkevich, M., and Bowling, M. No-regret learning in extensive-form games with imperfect recall. In *International Conference on Machine Learning (ICML)*, 2012.
- Li, B. and Huang, L. Efficient online pruning and abstraction for imperfect information extensive-form games. In *The Thirteenth International Conference on Learning Representations, ICLR 2025*. OpenReview.net, 2025.
- Liu, M., Farina, G., and Ozdaglar, A. LiteEFG: An efficient python library for solving extensive-form games. *arXiv:2407.20351*, 2024.
- Ma, T.-Y. and Gerber, P. Distributed regret matching algorithm for dynamic congestion games with information provision. *Transportation Research Procedia*, 3:3–12, 2014.
- McKelvey, R. D. and McLennan, A. Computation of equilibria in finite games. In Amann, H., Kendrick, D., and Rust, J. (eds.), *Handbook of Computational Economics*, volume 1, pp. 87–142. Elsevier, 1996.
- Moravčík, M., Schmid, M., Burch, N., Lisý, V., Morrill, D., Bard, N., Davis, T., Waugh, K., Johanson, M., and Bowling, M. Deepstack: Expert-level artificial intelligence in heads-up no-limit poker. *Science*, 356(6337):508–513, 2017.
- Nelson, R. R. The simple economics of basic scientific research. *Journal of political economy*, 67(3):297–306, 1959.
- Nudelman, E., Wortman, J., Leyton-Brown, K., and Shoham, Y. Run the GAMUT: A comprehensive approach to evaluating game-theoretic algorithms. In *International Conference on Autonomous Agents and Multi-Agent Systems (AAMAS)*, New York, NY, 2004.
- Oesterheld, C. Robust program equilibrium. *Theory and Decision*, 86(1):143–159, 2 2019.
- Oesterheld, C. and Conitzer, V. Can *de se* choice be *ex ante* reasonable in games of imperfect recall? a complete analysis. <https://www.andrew.cmu.edu/user/coesterh/DeSeVsExAnte.pdf>, 2024. Working paper. Accessed: 2024-07-13.
- Pan, A., Chan, J. S., Zou, A., Li, N., Basart, S., Woodside, T., Zhang, H., Emmons, S., and Hendrycks, D. Do the rewards justify the means? measuring trade-offs between rewards and ethical behavior in the machiavelli benchmark. In *International Conference on Machine Learning (ICML)*, 2023.
- Papadimitriou, C. H. and Yannakakis, M. On complexity as bounded rationality (extended abstract). In *Symposium on Theory of Computing (STOC)*, 1994.
- Piccione, M. and Rubinstein, A. On the interpretation of decision problems with imperfect recall. *Games and Economic Behavior*, 20:3–24, 1997.
- Popov, L. A modification to the Arrow-Hurwicz method for search of saddle-points. *Mathematical Notes of the Academy of Sciences of the USSR*, 28(5):845–848, 1980.
- Reddi, S. J., Kale, S., and Kumar, S. On the convergence of adam and beyond. In *6th International Conference on Learning Representations, ICLR*, 2018.
- Rubinstein, A. *Modeling Bounded Rationality*. MIT Press, 1998.
- Sakos, I., Leonardos, S., Stavroulakis, S. A., Overman, W., Panageas, I., and Piliouras, G. Beating price of anarchy

- and gradient descent without regret in potential games. In *International Conference on Learning Representations (ICLR)*, 2024.
- Stephenson, M., Miller, A., Sun, X., Annem, B., and Parikh, R. NDAI agreements. *arXiv:2502.07924*, 2025.
- Tennenholtz, M. Program equilibrium. *Games and Economic Behavior*, 49(2):363–373, 2004.
- Tewolde, E., Oesterheld, C., Conitzer, V., and Goldberg, P. W. The computational complexity of single-player imperfect-recall games. In *International Joint Conference on Artificial Intelligence (IJCAI)*, 2023.
- Tewolde, E., Zhang, B. H., Oesterheld, C., Zampetakis, M., Sandholm, T., Goldberg, P. W., and Conitzer, V. Imperfect-recall games: Equilibrium concepts and their complexity. In *International Joint Conference on Artificial Intelligence (IJCAI)*, 2024.
- Tewolde, E., Zhang, B. H., Oesterheld, C., Sandholm, T., and Conitzer, V. Computing game symmetries and equilibria that respect them. In *AAAI Conference on Artificial Intelligence (AAAI)*, 2025.
- Von Stengel, B. and Koller, D. Team-maxmin equilibria. *Games and Economic Behavior*, 21(1-2):309–321, 1997.
- Waugh, K. Abstraction in large extensive games. Master’s thesis, University of Alberta, 2009.
- Waugh, K., Zinkevich, M., Johanson, M., Kan, M., Schnitzlein, D., and Bowling, M. A practical use of imperfect recall. In *Symposium on Abstraction, Reformulation and Approximation (SARA)*, 2009.
- Wei, C.-Y., Lee, C.-W., Zhang, M., and Luo, H. Linear last-iterate convergence in constrained saddle-point optimization. In *International Conference on Learning Representations (ICLR)*, 2021.
- Zhang, B. H. and Sandholm, T. Polynomial-time optimal equilibria with a mediator in extensive-form games. In *Neural Information Processing Systems (NeurIPS)*, 2022.
- Zhang, B. H., Farina, G., and Sandholm, T. Team belief DAG: generalizing the sequence form to team games for fast computation of correlated team max-min equilibria via regret minimization. In *International Conference on Machine Learning (ICML)*, 2023.
- Zhang, Y., An, B., and Subrahmanian, V. S. Correlation-based algorithm for team-maxmin equilibrium in multiplayer extensive-form games. In *International Joint Conference on Artificial Intelligence (IJCAI)*, 2022.
- Zinkevich, M., Bowling, M., Johanson, M., and Piccione, C. Regret minimization in games with incomplete information. In *Neural Information Processing Systems (NIPS)*, 2007.

A. Appendix

Here, we expand further on details we omitted in the main body.

A.1. Further related work

Simulation games Commencing from the paper of Kovařík et al. (2023), there has been significant interest in situations where one player can simulate another player (Chen et al., 2024; Kovařík et al., 2024; 2025b; Oesterheld, 2019; Cooper et al., 2025); this is precisely the type of problem captured by one of our benchmarks. The premise of simulating the other player is strongly connected with the notion of *program equilibrium* (Tennenholtz, 2004), where players are allowed to submit source code. This turns out to unlock more cooperative outcomes by expanding the set of equilibria.

MDPs and repeated games Another notable motivation for examining imperfect-recall decision problems lies in the fact that they can result in simpler and more interpretable strategies. This point can be illustrated well in the context of Markov decision problems (MDPs), where insisting on *Markovian* policies—which depend solely on the state and not the entire history—is particularly common; this can be viewed as an extreme form of imperfect recall. Relatedly, restricting the memory and description complexity of a policy has received a lot of attention in the context of repeated games (e.g., Foster & Hart, 2018; Papadimitriou & Yannakakis, 1994). In certain settings, near-optimal policies are possible even under imperfect recall. More broadly, the question of characterizing the value of recall was recently addressed by Berker et al. (2025).

CDT equilibria The CDT equilibrium falls under the family based on the *multi-selves* approach (Kuhn, 1953). At a high level, whenever the player has imperfect information on the decision node of an infoset it is currently in, the player will weight each possibility with the probability of reaching the decision node in question under strategy x . The name is derived from the intuition that the player’s choice to deviate from x at the current node does not *cause* any change in its behavior at any other node, even if they are of the same infoset. Another prominent member is the *EDT equilibrium*, which results from marrying evidential decision theory with the multi-selves approach (Oesterheld & Conitzer, 2024). For further background on the ongoing debate around decision theories and how they relate to belief formation (cf. the “sleeping beauty” problem (Elga, 2000)), we refer to (Piccione & Rubinstein, 1997; Briggs, 2010; Oesterheld & Conitzer, 2024). Further, we refer to Tewolde et al. (2024) for a computational treatment of equilibria in multi-player games with imperfect recall. With regard to the complexity of computing CDT equilibria, we saw earlier that a $\text{poly}(1/\epsilon)$ time algorithm exists by running GD on a suitable optimization problem; in the regime where ϵ is exponentially small, the complexity is characterized by the class CLS, and is believed to be hard (Daskalakis & Papadimitriou, 2011; Fearnley et al., 2023; Tewolde et al., 2023). Conceptually, and also computationally, CDT equilibria in decision problems with imperfect recall have been also connected to Nash equilibria in team games that respect a given set of game symmetries (Lambert et al., 2019; Emmons et al., 2022; Tewolde et al., 2025).

Regret matching Regret matching and its variants have received a lot of attention in (two-player) zero-sum *perfect recall* extensive-form games. In particular, the *counterfactual regret minimization* (CFR) algorithm, famously introduced by Zinkevich et al. (2007), employs a separate RM algorithm for each information set. The CFR framework has spawned a flourishing, and still active, line of work. Yet, much less is known beyond (two-player) zero-sum games. It has to be stressed again that in zero-sum games, RM and its variants only have guarantees concerning the time average strategy. In fact, the last iterate can fail to converge (Farina et al., 2023). Our experiments suggest a fundamental difference in constrained optimization problems: all our results make use of the last iterate, which not only converges, but does so remarkably fast. To our knowledge, the recent paper by Anagnostides et al. (2026) is the first to provide a theoretical guarantee that a regret matching method (RM⁺ with lazy updates) converges to an approximate KKT point. RM, on the other hand, can take exponential time to converge as they show. The continuous time of RM was analyzed by Hart & Mas-Colell (2003), who also established asymptotic convergence in two-player potential games for a certain—somewhat artificial—variant of RM in discrete time. Fast empirical convergence was reported by Ma & Gerber (2014) in a certain class of congestion games.

An intriguing behavior we uncover in this paper is that the RM family of algorithms often outperforms (O)GD in terms of the attained value, at least for the benchmark problems we consider. In the context of multi-player potential games, which is closely related to imperfect-recall decision problems, the problem of characterizing the performance of different algorithms is poorly understood. One notable contribution here is the recent paper of Sakos et al. (2024), but it only focused on 2×2 games. Providing a theoretical explanation that justifies the excellent performance of RM in terms of value is an interesting but challenging direction for the future.

Game abstractions and related work As stated in the introduction, games with imperfect recall have found great success in the state-of-the-art algorithms for solving real-world games that are too large to handle, and therefore need to be compressed in a game abstraction (Waugh et al., 2009; Waugh, 2009; Čermák et al., 2017a; Brown & Sandholm, 2018; 2019; Benjamin & Lanctot, 2024; Li & Huang, 2025). The motivation and techniques from that line of literature are complementary to ours because

1. they can flexibly change the forms and structures of imperfect recall since there is an underlying *perfect-recall* game that the user cares about and an imperfect-recall abstraction is evaluated by how well its solutions can be lifted to good strategies in the underlying perfect-recall game, and because
2. their forms of imperfect recall are *designed* to be relatively benign so that the solutions in the imperfect-recall abstraction can be computed efficiently (recall the hardness of Proposition 2).

Our work, on the other hand, is interested in decision problems that inherently exhibit imperfect recall, and solving them for their own sake (there is no underlying perfect-recall problem), even if they are computationally hard (such as when absentminded infosets are present).

Various narrower forms of imperfect recall have received wide attention. Decision problems without absentmindedness always admit optimal solutions in pure strategies, which enables methods based on mixed-integer programming and double oracle-style incremental strategy generation (Čermák et al., 2017a;b; 2020). Prominent forms of imperfect recall that are computationally benign include skew well-formed games, for which CFR is still guaranteed to work (Lanctot et al., 2012; Kroer & Sandholm, 2016), and decision problems with A-loss recall (Kaneko & Kline, 1995; Kline, 2002), for which optimal strategies can be computed in polynomial time (Čermák et al., 2018; Gimbert et al., 2025). CFR methods have also shown experimental success in slightly more general settings of imperfect-recall abstractions (Kroer & Sandholm, 2016; Čermák et al., 2020; Li & Huang, 2025), though these settings continue to be narrow subclasses of decision problems *without absentmindedness*. Indeed, CFR is a framework designed for the perfect recall setting, and past work—such as Waugh et al. (2009, Section “Challenges of Imperfect Recall”)—have discussed why CFR conceptually cannot be extended to imperfect-recall settings beyond narrow subclasses such as (variants of) skew well-formed games. CFR updates the action probabilities at each infoset based on a notion of expected utilities that counterfactually assumes that the player played in the past as if it only wanted to reach the infoset in question. Under imperfect recall, and especially absentmindedness, notions such as “in the past” and “playing actions in order to reach an infoset” (once, or multiple times?) become highly dubious. In order to apply RM methods on decision problems with arbitrary forms of imperfect recall, we step away from CFR in this paper, and instead work in the *agent-form* of the decision problem (Kuhn, 1953). The agent-form imagines each infoset as being played by a separate player, therefore introducing multi-agent equilibrium concepts even in single-agent decision problems. Moreover, we tackle infosets with absentmindedness through causal decision theory (and a belief formation system that is compatible with it; cf. Tewolde et al., 2024). This equates to regret matching methods being applied on gradients from the polynomial optimization problem Equation (1). Last but not least, we are not studying RM methods as regret minimizers—as it is the case in the literature on imperfect-recall abstractions, using the CFR framework—but instead evaluate RM methods in their performance as a first-order optimizers. These two are incomparable.

Mixed strategies and team games Much of the prior work in extensive-form games has focused on *mixed* strategies—probability distributions over pure strategies. Unlike behavioral strategies, mixed strategies allow the player to correlate its actions across infosets; one such example is *ex-ante* team coordination (Farina et al., 2018) in the context of team games. As we explained in our introduction, a team game can be phrased as an imperfect-recall decision problem; in fact, one without absentmindedness. Without absentmindedness, it follows that there exists an optimal strategy that is pure; in contrast, the presence of absentmindedness—which is primary focus on this paper—requires randomization (Isbell, 1957). In the presence of imperfect recall, mixed strategies are not realization-equivalent to behavioral strategies (Kuhn, 1953), and they do not fit our motivation since they imply a form of memory mechanism. Related to *ex-ante* team coordination, classical equilibrium concepts in extensive-form games involving *correlation* can be modeled via a mediator—a trusted third party—with imperfect recall (Zhang & Sandholm, 2022); that the mediator has imperfect recall can serve to safeguard the players’ sensitive information, which is tied to one of the key motivations of this paper.

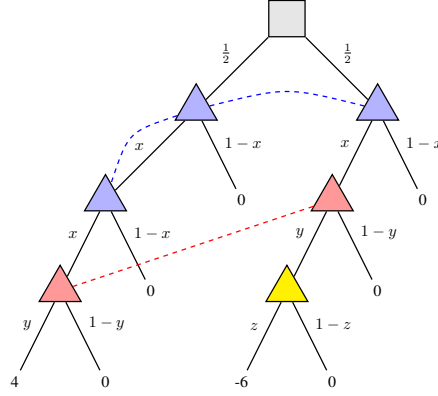


Figure 5. This is the decision making instance one would obtain from applying the construction of the proof of Theorem 1 to the polynomial maximization $\max 2x^2y - 3xyz$ s.t. $0 \leq x, y, z \leq 1$.

A.2. On Theorem 1: An Equivalence to Constrained Polynomial Optimization

Starting with part 1 of Theorem 1, the concrete polynomial optimization problem for maximizing utility in a decision making instance takes the following form:

$$\begin{aligned} \max_{\mathbf{x} \in \times_{I \in \mathcal{I}} \mathbb{R}^{A_I}} \quad & U(\mathbf{x}) = \sum_{z \in \mathcal{Z}} u(z) \cdot \mathbb{P}(z \mid \mathbf{x}) \\ \text{s.t.} \quad & \mathbf{x}(a \mid I) \geq 0 \quad \forall I \in \mathcal{I}, \forall a \in A_I \\ & \sum_{a \in A_I} \mathbf{x}(a \mid I) = 1 \quad \forall I \in \mathcal{I} \end{aligned} \quad (1)$$

Recall that $\mathbb{P}(z \mid \mathbf{x})$ is a product of action probabilities $\mathbf{x}(a \mid I)$ and chance probabilities of actions the agent and chance need to take in order to reach leaf node z . The former kind are the optimization variables in the above program, and the latter kind are fixed scalars.

Next, we move our attention to part 2 of Theorem 1. As an example, take the polynomial maximization instance

$$\max 2x^2y - 3xyz \quad \text{s.t.} \quad 0 \leq x, y, z \leq 1.$$

Figure 5 then depicts its corresponding decision making instance under imperfect recall that one obtains from the construction in the proof of Theorem 1. The more general construction idea is as follows. Variables correspond to infosets, and occurrences of a variable to a decision node. For a hypercube domain, each decision node will have two actions; for general products of simplices, the number of actions at a decision node associated to a variable x is precisely the number of vertices in the simplex that constrains x . A chance node at the root selects uniform randomly among the different monomials, and the utility payoffs are obtained from the coefficients of the monomials times the number of monomials present in the polynomial function. A nonzero utility payoff is only obtained if the player selected the left action for every variable occurrence in the monomial that was drawn by the chance node.

A.3. A Note on Our Gurobi Implementation

Our Gurobi method implements the constrained polynomial optimization problem (1). Gurobi supports nonlinear optimization if they can be implemented via quadratic constraints. Therefore, we follow the common practice to implement a product of variables $\prod_{i=1}^k x_i$ in the objective function—which can arise from the terms $\mathbb{P}(z \mid \mathbf{x})$ —as follows. We introduce $k - 1$ auxiliary variables y_2, \dots, y_k , replace $\prod_{i=1}^k x_i$ in the objective with the single variable y_k , and add the following $k - 1$ quadratic equations as additional constraints to the program: $y_2 = x_2 \cdot x_1$, and for each $i = 3, \dots, k$: $y_i = x_i \cdot y_{i-1}$. If we work on a decision tree—as we do in this paper—we can reuse auxiliary variables efficiently in the following way. The same auxiliary variable y_i will appear for all paths in the tree from the root node h_0 to some node h in which the player had to play the actions associated x_1, x_2, \dots, x_i in that exact order to reach h . Multiple paths could fit to this description since the chance actions are not relevant here. Indeed, the value of y_i in this optimization program will represent the player’s contribution to the reach probability of such a node h from root h_0 if the player plays according to \mathbf{x} .

Algorithm 5: AMSGrad; AMS

```

1 Initialize learning rate  $\eta > 0$ ,  $\beta_1, \beta_2 \in [0, 1]$ ,  $\mathbf{x}^{(1)} \in \Delta(m)$ , and  $\mathbf{m}^{(0)}, \mathbf{v}^{(0)}, \hat{\mathbf{v}}^{(0)} = \mathbf{0}$ 
2 procedure GETX( $\tilde{\mathbf{u}}^{(t)}$ ) return  $\mathbf{x}^{(t)}$ 
3 procedure STEP( $\mathbf{u}^{(t)}$ )
4    $\mathbf{m}^{(t)} \leftarrow \beta_1 \mathbf{m}^{(t-1)} + (1 - \beta_1) \mathbf{u}^{(t)}$ 
5    $\mathbf{v}^{(t)} \leftarrow \beta_2 \mathbf{v}^{(t-1)} + (1 - \beta_2) (\mathbf{u}^{(t)})^2$ 
6    $\hat{\mathbf{v}}^{(t)} \leftarrow \max\{\hat{\mathbf{v}}^{(t-1)}, \mathbf{v}^{(t)}\}$ 
7    $\mathbf{x}^{(t+1)} \leftarrow \Pi_{\Delta(m), \sqrt{\hat{\mathbf{v}}^{(t)}}}(\mathbf{x}^{(t)} + \eta \mathbf{m}^{(t)} / \hat{\mathbf{v}}^{(t)})$ 
    
```

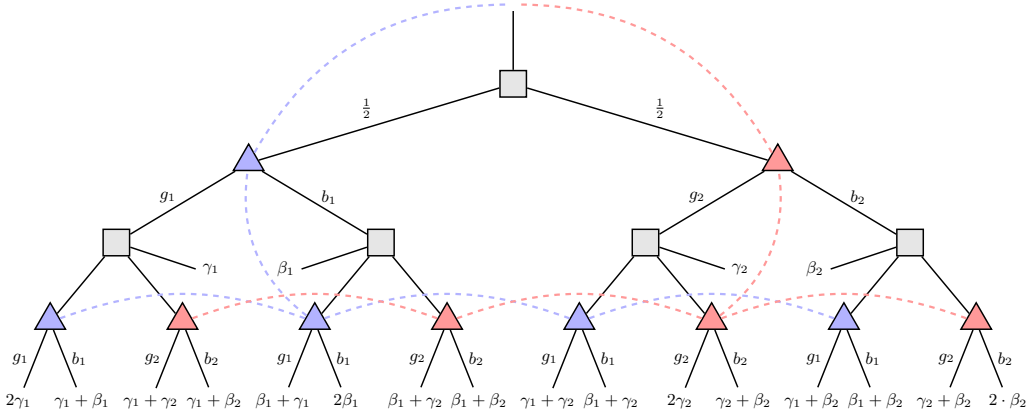


Figure 6. Deployment phase Γ' of the more complex simulation problem with two scenarios given in Figure 2 (bottom). In deployment, the agent acts at least once and up to two times in total. The “good” and “bad” actions yield different immediate payoffs in different scenarios, and they contribute additively to the total payoffs at terminal nodes.

A.4. AMSGrad

Reddi et al. (2018) proposed AMSGrad (AMS) as a fix to ADAM (Kingma & Ba, 2015), which may not converge in some stochastic convex optimization problems. AMS is described in Algorithm 5. The max operator, square root $\sqrt{\cdot}$, and division $/$ of vectors are to be interpreted element-wise. The projection operator $\Pi_{\Delta(m), \mathbf{v}} : \mathbb{R}^m \rightarrow \Delta(m)$ for a vector $\mathbf{v} \in \mathbb{R}_{\geq 0}^m$ is defined as

$$\mathbf{x} \mapsto \operatorname{argmin}_{\mathbf{y} \in \Delta(m)} \|\mathbf{y} - \mathbf{x}\|_{\mathbf{v}} := \operatorname{argmin}_{\mathbf{y} \in \Delta(m)} \sqrt{\langle \mathbf{y} - \mathbf{x}, \mathbf{v}^T (\mathbf{y} - \mathbf{x}) \rangle}.$$

We implement this projection onto the simplex efficiently using the algorithm by Helgason et al. (1980).

A.5. Deployment phase of simulation problems

Figure 6 displays the subgame Γ' representing the deployment phase of the simulation problem we start to describe in Figure 2 (bottom).

A.6. When the first-order optimizers perform poorly

We find it quite surprising that the first-order optimizers we benchmark perform so well in terms of utility value in comparison to the global optimum found by Gurobi. Indeed, from a theoretical standpoint, we can give three examples in which the RM and/or GD families of algorithms converge to an arbitrarily bad value relative to the global optimum. To simplify explanations, we present all decision making under imperfect recall instances as maximization of a polynomial function over the 1-dimensional unit interval $[0, 1]$ instead. Theorem 1 describes how to efficiently construct the decision making under imperfect recall instance from that.

Example 1: All converge to a bad value Consider the (ϵ, k) -parametrized function $f_{\epsilon, k}(x) = \frac{1}{\epsilon}(x^k - \epsilon)^2$ for $\epsilon > 0$ and $k \in \mathbb{N}$ over the unit interval $[0, 1]$. The function f is plotted in Figure 7 for $\epsilon = 0.1$ and multiple values for k . In all cases, $f_{\epsilon, k}(x) \geq 0$, $f_{\epsilon, k}(0) = \epsilon$, and $f_{\epsilon, k}(1) > 1$ if we additionally restrict $\epsilon < \frac{3-\sqrt{5}}{2} \approx 0.382$. If an algorithm therefore converges to $x^* = 0$, we have found a family of instances for which the algorithm has achieved no more than $\text{MIN} + \epsilon \cdot (\text{MAX} - \text{MIN})$

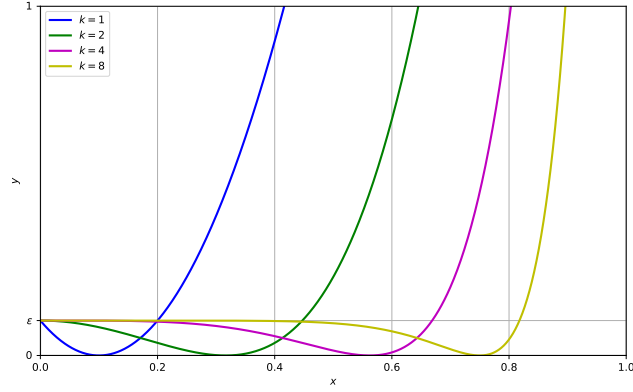


Figure 7. A family of polynomial optimization problems over the unit interval on which the RM and GD families of algorithms perform arbitrarily poorly.

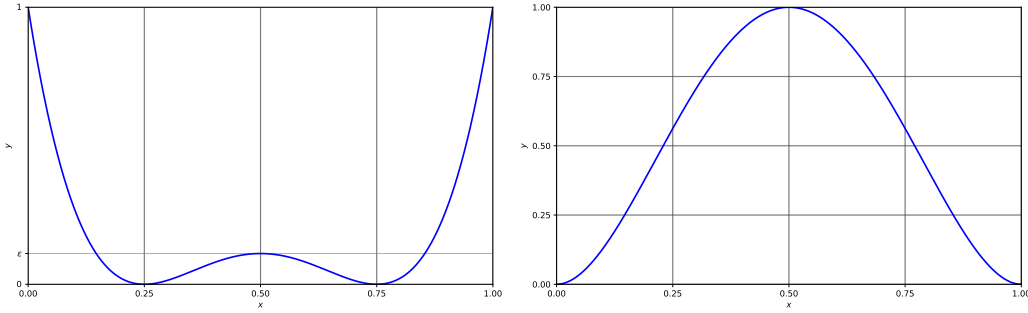
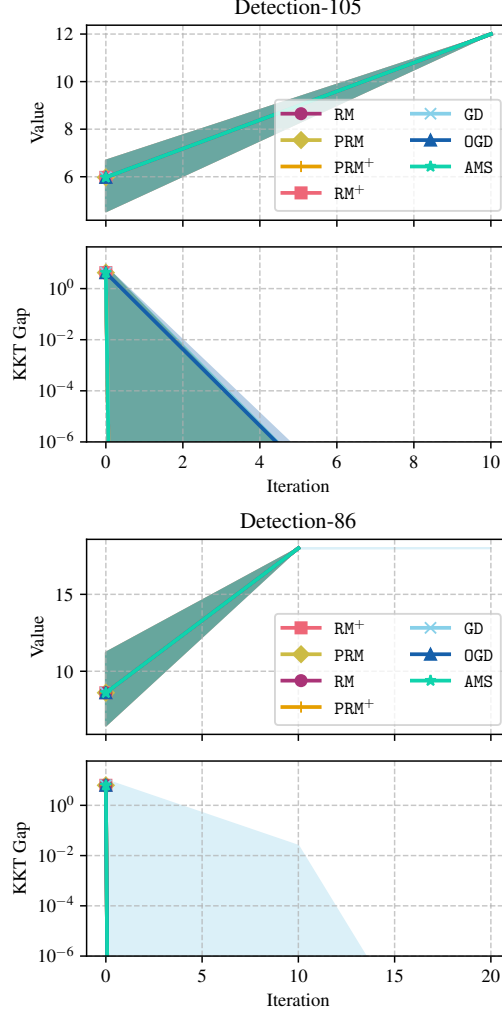


Figure 8. Examples in which particular first-order optimizers are likely to perform arbitrarily bad in value while others converge to the global optimum (if not initialized at $x^* = 1/2$ exactly). On the left, the gradient descent methods initialized closer to the middle will converge to the local optimum at $x^* = 1/2$ while the regret matching methods converge to the global optima. On the contrary, regret matching methods on the right will converge to the global minimum (which is also first-order maximal) while the gradient descent methods converge to the global optimum.

in value, where MAX and MIN represent the max and min values f on $[0, 1]$ (or, respectively, the utility function on the 1-simplex). For our first-order methods, note that $f_{\epsilon, k}$ is strictly decreasing in the interval $J = [0, \epsilon^{1/k})$. If the RM and GD families of algorithms are therefore initialized to start in J , they will converge to 0. Assuming we draw the initial point uniformly random from $[0, 1]$, this situation occurs with probability $\epsilon^{1/k}$. Therefore, we can first set the desired poor-performance parameter ϵ , and then $k = k(\epsilon)$ to meet the desired probability confidence $\epsilon^{1/k}$, to obtain arbitrarily bad performance of the RM and GD families of algorithm with arbitrarily high probability in some instance.

Example 2: gradient descent methods converge to a bad value Consider the function $f(x) = (\frac{1}{4} - \frac{3}{4}x)^2 \cdot (x - \frac{1}{4})^2 \cdot (x - \frac{3}{4})^2$ over the unit interval $[0, 1]$, as plotted in Figure 8 (left). Then GD, OGD, and AMS for any step size ν will converge to the local maximum $x^* = 1/2$ if initialized sufficiently close to it. We omit the extension of this singular example to a parametrized family of example—for which we would work with exponents of f similar to Example 1 above—in order to increase the neighborhood of attraction around $x^* = 1/2$ and increase the difference $\frac{f(1/2)}{f(0)}$ of local optimum to global optimum. Independent of such extensions, the regret matching methods will always take such a large step at the first iteration that it reaches the global optimum at $x \in \{0, 1\}$ at the second iteration and stays there thereafter; that is, as long as the starting point is not exactly $x^* = 1/2$ or exactly one of the stationary points with value 0 (for f , that is $\{\frac{1}{4}, \frac{3}{4}\}$).

Example 3: Regret matching methods converge to a bad value We consider the fact that regret matching methods start off with very large steps in the direction of the gradients a blessing rather than a curse for the convergence speed of the first-order optimizer. However, we can also exploit that property when it comes to performance in terms of value achieved. Consider the function $f(x) = 16 \cdot x^2(1-x)^2$ over the unit interval $[0, 1]$, as plotted in Figure 8 (right). Then as long as the regret matching methods do not start at the global optimum $x^* = 1/2$ exactly, they will grossly overshoot their first step in the direction of the gradient, and reach $x(2) \in \{0, 1\}$ in the second iteration. Despite yielding the globally minimum



value of 0, the regret matching methods will be stuck there thereafter since those two points are also stationary points. The gradient descent methods for any step size ν , on the other hand, will converge to the global optimum at $x^* = 1/2$ as long as they start sufficiently close it. Again, we omit the extension of this example to a parametrized class of examples that show how one can increase the neighborhood of attraction around $x^* = 1/2$.

A.7. Additional experimental details and results

All experiments were run on a 64-core AMD Opteron 6272 processor. Each run was allocated one thread with a maximum of 16GBs of RAM. The commercial solver *Gurobi* requires a license to run on decision problems of nontrivial size. The result table of the experiments for the full set of benchmark decision problems is given in Table 2, which now also includes PRM experiments. We display “—” in the time column of *Gurobi* if it does not converge to the global optimum (up to a tolerance of 10^{-6} within the time limit), and “—” in its value column if it cannot even produce a “best-so-far” strategy within the time limit.⁷

The supplementary code contains the files that can generate decision problems with imperfect recall, solve them with the algorithms we discuss in Section 3, and plot their optimization progress. The particular benchmark instances of Table 2, together with experiments and plots regarding them, are available in the following Google drive link: https://drive.google.com/file/d/1v4WhJjRiZkOKegTvPeTXgBZtYLN_N1S7/view?usp=sharing.

⁷This happens whenever *Gurobi* spends all of its time on *presolving*, and because we do not supply *Gurobi* with a strategy initialization.

Table 2. Experimental results for the full set of benchmarks and the full set of algorithms. The winners per game in terms of value and convergence are highlighted in bold.

Problem	Gurobi			GD			OGD			AMS			RM			RM ⁺			PRM			PRM ⁺		
	value	time	value	time	gap	value	time	gap	value	time	gap	value	time	gap	value	time	gap	value	time	gap	value	time	gap	
Det-86	18.00	0.22s	18.00	0.01s	—	18.00	0.01s	—	18.00	0.02s	—	18.00	0.00s	—	18.00	0.00s	—	18.00	0.00s	—	18.00	0.00s	—	
Det-105	12.00	1.86s	12.00	0.01s	—	12.00	0.01s	—	12.00	0.02s	—	12.00	0.00s	—	12.00	0.00s	—	12.00	0.00s	—	12.00	0.00s	—	
Det-1k	13.00	1m 24s	13.00	0.13s	—	13.00	0.07s	—	13.00	0.13s	—	13.00	0.32s	—	13.00	0.36s	—	13.00	0.38s	—	13.00	0.41s	—	
Det-1.8k	22.00	2m 40s	22.00	0.06s	—	22.00	0.07s	—	22.00	0.13s	—	22.00	0.03s	—	22.00	0.03s	—	22.00	0.03s	—	22.00	0.03s	—	
Det-2.0k	17.50	1m 42s	17.50	0.03s	—	17.50	0.05s	—	17.50	0.06s	—	17.50	0.03s	—	17.50	0.03s	—	17.50	0.03s	—	17.50	0.03s	—	
Det-8k	16.67	—	16.62	13.05s	—	16.62	2m 36s	—	16.67	15.92s	—	16.67	—	3e-05	16.67	2m 39s	—	16.67	—	0.001	16.67	—	0.007	
Det-10.6k	12.84	—	12.70	24.87s	—	12.70	5m 0s	—	12.84	17.79s	—	12.84	6.41s	—	12.84	6.74s	—	12.84	15.53s	—	12.84	14.48s	—	
Det-10.7k	20.20	16m 36s	20.20	0.21s	—	20.20	0.23s	—	20.20	0.41s	—	20.20	0.73s	—	20.20	0.77s	—	20.20	1.06s	—	20.20	1.13s	—	
Det-86k	14.89	—	14.84	—	0.004	10.00	—	11.4	14.89	56.55s	—	14.89	2m 7s	—	14.89	2m 4s	—	14.89	7m 54s	—	14.89	5m 50s	—	
Det-130k	15.53	—	15.37	—	8e-06	15.40	45m 59s	—	15.53	1m 20s	—	15.53	5m 38s	—	15.53	2m 3s	—	15.53	—	0.0001	15.53	—	8e-05	
Det-139k	18.89	—	18.76	15m 24s	—	18.76	16m 48s	—	18.88	1m 10s	—	18.89	1m 47s	—	18.89	1m 50s	—	18.89	3m 29s	—	18.89	3m 10s	—	
Det-718k	—	—	12.76	—	0.0005	12.69	—	0.005	12.83	6m 3s	—	12.84	30m 55s	—	12.84	31m 21s	—	12.84	—	0.001	12.84	—	0.0008	
Det-1.002m	—	—	13.93	—	0.0003	13.90	—	0.005	13.96	10m 14s	—	13.96	15m 36s	—	13.96	17m 17s	—	13.96	40m 10s	—	13.96	35m 35s	—	
Det-1.008m	—	—	12.64	—	0.0006	12.54	—	0.008	12.58	10m 25s	—	12.75	33m 31s	—	12.75	22m 38s	—	12.75	54m 51s	—	12.75	31m 28s	—	
Det-2.1m	—	—	26.00	—	1e-05	25.96	—	0.02	26.08	17m 57s	—	26.15	—	0.003	26.15	3h 25m	—	26.15	—	0.006	26.15	—	0.005	
Det-2.2m	—	—	16.20	—	0.002	15.93	—	0.02	15.87	23m 6s	—	16.36	2h 22m	—	16.36	3h 13m	—	16.36	—	2e-06	16.36	—	5e-06	
Det-3.8m	—	—	15.66	—	0.003	15.14	—	0.03	15.48	39m 1s	—	15.80	—	2e-06	15.80	—	5e-05	15.80	—	0.002	15.80	—	0.0003	
Det-4.0m	—	—	18.17	—	0.005	17.72	—	0.03	18.00	40m 42s	—	18.34	—	2e-05	18.34	2h 55m	—	18.34	—	0.005	18.34	—	0.005	
Det-4.1m	—	—	17.88	—	0.003	17.47	—	0.03	17.77	43m 17s	—	18.06	—	4e-05	18.06	—	2e-05	18.06	—	0.003	18.06	—	0.0007	
Det-4.2m	—	—	19.98	—	0.003	20.07	—	0.003	20.15	31m 49s	—	20.15	—	0.0004	20.15	—	2e-05	20.15	—	0.01	20.15	—	0.02	
Det-9m	—	—	23.16	—	0.004	22.71	—	0.02	23.00	1h 37m	—	23.45	—	0.0001	23.45	—	0.0001	23.45	—	0.0003	23.45	—	0.0004	
Det-10m	—	—	24.64	—	0.002	24.61	—	0.003	24.47	1h 30m	—	24.76	—	0.002	24.76	—	0.0004	24.76	—	0.01	24.76	—	0.0008	
Det-18m	—	—	26.38	—	0.006	25.81	—	0.05	26.48	—	2e-06	26.71	—	0.004	26.71	—	0.001	26.71	—	0.04	26.71	—	0.04	
Rand-7k	0.53	25m 18s	0.49	4.88s	—	0.49	5.14s	—	0.50	0.37s	—	0.50	0.38s	—	0.50	0.27s	—	0.50	0.26s	—	0.50	0.34s	—	
Rand-11.9k	1.00	1h 16m	0.97	0.93s	—	0.97	0.90s	—	0.96	0.22s	—	0.95	0.26s	—	0.95	0.29s	—	0.95	0.19s	—	0.95	0.23s	—	
Rand-12.2k	1.00	1h 52m	0.93	3.33s	—	0.92	2.73s	—	0.93	0.31s	—	0.93	0.36s	—	0.93	0.41s	—	0.94	0.36s	—	0.94	0.41s	—	
Rand-24k	0.72	—	0.66	7m 0s	—	0.66	7m 46s	—	0.68	5.73s	—	0.66	26.55s	—	0.66	1m 3s	—	0.66	1m 54s	—	0.66	5m 5s	—	
Rand-35k	1.00	—	0.95	3.85s	—	0.95	3.76s	—	0.92	0.93s	—	0.92	0.99s	—	0.92	1.18s	—	0.92	0.92s	—	0.94	1.68s	—	
Rand-42k	0.69	—	0.55	—	0.01	0.55	—	0.01	0.65	38.55s	—	0.65	—	2e-06	0.65	5m 56s	—	0.65	—	5e-06	0.65	3m 19s	—	
Rand-165k	0.37	—	0.96	19.77s	—	0.97	18.48s	—	0.98	5.05s	—	0.96	4.33s	—	0.97	4.95s	—	0.96	5.24s	—	0.90	4.02s	—	
Rand-179k	0.38	—	0.88	—	0.0003	0.88	—	1e-06	0.94	13.17s	—	0.94	5.97s	—	0.93	10.27s	—	0.93	6.66s	—	0.91	7.31s	—	
Rand-198k	0.40	—	0.96	25.37s	—	0.95	22.61s	—	0.95	4.27s	—	0.96	8.10s	—	0.96	7.41s	—	0.95	5.22s	—	0.96	6.31s	—	
Rand-1.2m	—	—	0.93	2m 46s	—	0.93	2m 28s	—	0.98	38.38s	—	0.96	35.86s	—	0.97	36.07s	—	0.96	31.74s	—	0.96	31.09s	—	
Rand-1.3m	—	—	0.96	4m 0s	—	0.96	3m 17s	—	0.99	44.63s	—	0.96	2m 26s	—	0.96	54.77s	—	0.98	1m 33s	—	0.93	38.99s	—	
Rand-2m	—	—	0.92	3m 53s	—	0.93	3m 44s	—	0.97	39.98s	—	0.94	59.29s	—	0.93	1m 21s	—	0.96	2m 1s	—	0.96	58.84s	—	
Rand-4m	—	—	0.94	13m 1s	—	0.94	15m 39s	—	0.96	1m 58s	—	0.93	3m 12s	—	0.92	4m 26s	—	0.92	8m 41s	—	0.93	4m 16s	—	
Rand-6m	—	—	0.97	17m 34s	—	0.97	15m 40s	—	0.97	1m 58s	—	0.98	2m 30s	—	0.98	2m 9s	—	0.98	2m 50s	—	0.98	2m 10s	—	
Rand-7m	—	—	0.97	22m 27s	—	0.98	25m 7s	—	0.95	3m 1s	—	0.94	2m 13s	—	0.93	2m 52s	—	0.96	2m 55s	—	0.97	3m 47s	—	
Rand-13m	—	—	0.59	—	0.003	0.58	—	0.003	0.65	23m 49s	—	0.63	19m 11s	—	0.64	17m 31s	—	0.64	20m 39s	—	0.65	36m 42s	—	
Rand-18m	—	—	0.97	2h 33m	—	0.97	3h 0m	—	0.98	20m 56s	—	0.95	29m 45s	—	0.97	24m 0s	—	0.96	13m 8s	—	0.97	14m 31s	—	
Rand-23m	—	—	0.94	3h 37m	—	0.93	—	0.0007	0.97	12m 55s	—	0.98	23m 10s	—	0.96	23m 5s	—	0.98	16m 48s	—	0.95	18m 2s	—	
Sim-245	4.41	0.18s	4.41	0.00s	—	4.41	0.00s	—	4.41	0.00s	—	4.41	0.00s	—	4.41	0.00s	—	4.41	0.00s	—	4.41	0.00s	—	
Sim-438	7.21	0.41s	7.21	0.00s	—	7.21	0.00s	—	7.21	0.00s	—	7.21	0.00s	—	7.21	0.00s	—	7.21	0.00s	—	7.21	0.00s	—	
Sim-759	3.89	2.97s	3.89	0.01s	—	3.89	0.01s	—	3.89	0.01s	—	3.89	0.01s	—	3.89	0.01s	—	3.89	0.01s	—	3.89	0.01s	—	
Sim-3k	6.25	1m 1s	6.25	0.32s	—	6.25	1.03s	—	6.25	1.06s	—	6.25	0.26s	—	6.25	0.28s	—	6.25	0.52s	—	6.25	0.48s	—	
Sim-7k	8.58	1m 36s	8.58	0.05s	—	8.58	0.05s	—	8.58	0.05s	—	8.58	0.05s	—	8.58	0.05s	—	8.58	0.05s	—	8.58	0.05s	—	
Sim-13k	10.38	4m 21s	10.38	0.69s	—	10.38	8.54s	—	10.38	4.09s	—	10.38	1.03s	—	10.38	1.01s	—	10.38	4.75s	—	10.38	3.97s	—	
Sim-34k	10.44	1h 42m	10.44	4.89s	—	10.44	6.74s	—	10.44	10.41s	—	10.44	2.52s	—	10.44	2.81s	—	10.44	5.03s	—	10.44	5.01s	—	
Sim-66k	6.94	1h 31m	6.94	5.63s	—	6.94	8.70s	—	6.94	20.07s	—	6.94	5.51s	—	6.94	3.94s	—	6.94	17.32s	—	6.94	15.01s	—	
Sim-105k	4.40	—	4.40	18.60s	—	4.40	1m 0s	—	4.40	19.93s	—	4.40	2m 41s	—	4.40	55.90s	—	4.40	15m 18s	—	4.40	10m 51s	—	
Sim-125k	14.47	—	14.48	12.70s	—	14.48	19.76s	—	14.48	36.06s	—	14.48	11.70s	—	14.48	12.15s	—	14.48	18.83s	—	14.48	19.68s	—	
Sim-226k	8.57	—	9.70	2.16s	—	9.70	4.28s	—																

