

# Artificial Intelligence Specialization in the European Union: Underexplored Role of the Periphery at NUTS-3 Level

Victor Herrero-Solana

**Abstract**—This study examines the geographical distribution of Artificial Intelligence (AI) research production across European regions at the NUTS-3 level for the period 2015–2024. Using bibliometric data from Clarivate InCites and the Citation Topics classification system, we analyze two hierarchical levels of thematic aggregation: Electrical Engineering, Electronics & Computer Science (Macro Citation Topic 4) and Artificial Intelligence & Machine Learning (Meso Citation Topic 4.61). We calculate the Relative Specialization Index (RSI) and Relative Citation Impact (RCI) for 781 NUTS-3 regions. While major metropolitan hubs such as Paris (Île-de-France), Warszawa, and Madrid lead in absolute production volume, our findings reveal that peripheral regions, particularly from Eastern Europe and Spain, exhibit the highest levels of relative AI specialization. Notably, we find virtually no correlation between regional specialization and citation impact, identifying four distinct regional profiles: high-impact specialized regions (e.g., Granada, Jaén, Vilnius), high-volume but low-impact regions (e.g., Bugas, several Polish regions), high-impact non-specialized regions, with Fyn (Denmark) standing out as a remarkable outlier achieving exceptional citation impact (RCI > 4) despite low specialization, and diversified portfolios with selective excellence (e.g., German regions). These results suggest that AI research represents a strategic opportunity for peripheral regions to develop competitive scientific niches, though achieving international visibility requires more than research volume alone.

**Impact Statement**— Understanding how Artificial Intelligence research is geographically distributed across Europe is critical for evidence-based science policy. This study reveals that AI research specialization is not confined to major metropolitan hubs but is notably concentrated in peripheral European regions, particularly in Eastern Europe and Spain. This finding challenges conventional assumptions about the geography of innovation and has direct implications for regional development strategies within the European Union. Policymakers can leverage these insights to design targeted investments that strengthen emerging AI ecosystems in peripheral areas, potentially reducing regional disparities in scientific capacity. Furthermore, the disconnect between research volume and citation impact highlights that achieving international visibility requires strategic approaches beyond increasing output, pointing to the importance of international collaboration networks and quality-oriented research policies. AI researchers in peripheral regions can use the specialization

and impact indicators presented here as concrete evidence to support funding applications and justify continued investment in their regional research capacity.

**Index Terms**—Artificial intelligence, bibliometrics, NUTS-3, European Union, citation impact, scientific publishing.

## I. INTRODUCTION

OVER the past decade, Artificial Intelligence (AI) has become a central driver of scientific, technological, and economic change, attracting growing attention from policymakers, industry, and the research community [1]. In parallel, the rapid expansion of AI-related scientific publications has stimulated a substantial body of bibliometric and scientometric research that seeks to characterize the evolution, structure, and impact of AI research at the global level [2]. Recent bibliometric studies have employed various approaches to map the AI research landscape, from co-citation networks and keyword analysis to institutional collaboration patterns [3, 4]. These studies typically map the worldwide landscape of AI, identifying leading countries, institutions, and collaboration networks, and documenting the sustained growth and diversification of AI output across multiple scientific domains.

Despite this growing body of research, the spatial dimension of AI production has been largely underexplored. While some studies have examined AI publication patterns at the national level within Europe [5], most analyses adopt national or institutional perspectives, overlooking the significant heterogeneity that exists within countries. The European Union, with its complex mosaic of regions characterized by varying levels of economic development, industrial specialization, and research infrastructure, provides an ideal setting for examining how AI research capabilities are distributed across territory. The Nomenclature of Territorial Units for Statistics (NUTS), developed by Eurostat, offers a hierarchical classification that enables systematic comparison across regions of different scales. At the NUTS-3 level, which typically corresponds to provinces or counties, it becomes possible to identify localized centers of excellence that might be

Research supported by Ministry of Science, Innovation and Universities of Spain, Knowledge Generation Projects 2023 with the project “Artificial Intelligence in Europe: Rise or Decline? A Bibliometric/Patentometric Approach and Its Impact on Media and Social Networks” (PID2023-149646NB-I0).

Victor Herrero-Solana is with the SCImago-UGR Research Group, Unit for Computational Humanities and Social Sciences (U<sup>CHASS</sup>), University of Granada, Spain

obscured in national-level analyses.

In this study, we propose a regional perspective on scientific production, following the approach outlined by Hautala [6], who argues that most research has focused on major “media-prominent” AI centers, with very few studies examining the performance of peripheral actors. For this reason, we believe that analysis at the NUTS-3 level enables fine-grained detection of peripheral regions that have committed to AI research.

The concept of relative specialization is central to this investigation. Rather than focusing on absolute production volumes, which inevitably favor large metropolitan areas with extensive research infrastructure, we employ indices that measure the proportion of regional research effort devoted to AI relative to broader disciplinary benchmarks. This approach reveals unexpected patterns: regions with modest overall scientific output may nonetheless demonstrate substantial commitment to AI research, positioning themselves as specialized hubs within their national or continental context. Understanding these patterns has important implications for science policy, as it suggests that the geography of AI research may be more distributed than commonly assumed, with peripheral regions potentially playing significant roles in the European AI ecosystem.

## II. MATERIAL AND METHODS

### A. Data sources

This study analyses the scientific production in AI across European NUTS-3 regions for the period 2015–2024. Bibliometric data were retrieved from Clarivate InCites, using the Web of Science Core Collection as the underlying database. Two hierarchical levels of thematic aggregation were considered: (1) Electrical Engineering, Electronics & Computer Science (COMPU), corresponding to the Macro Citation Topic 4; and (2) Artificial Intelligence & Machine Learning (AI), corresponding to the Meso Citation Topic 4.61.

Citation Topics represent a relatively recent innovation introduced by Clarivate to provide document-level classification of scientific publications. Unlike traditional journal-based subject categories, Citation Topics are algorithmically derived citation clusters developed in collaboration with the Centre for Science and Technology Studies (CWTS) at Leiden University [8]. This approach groups papers together according to their citation relationships rather than by the category of the journals in which they are published. The resulting hierarchical classification system comprises three levels: 10 macro-topics, 326 meso-topics, and 2,444 micro-topics. This document-level classification provides a finer-grained thematic structure that facilitates more detailed domain analyses, as each individual article is assigned to a specific topic based on its actual citation patterns rather than inherited from its publication venue [7].

The dataset includes publication counts (documents) and citation counts for each NUTS-3 region at the three thematic

levels. The use of bibliometric indicators to assess scientific specialization at subnational territorial levels has been previously demonstrated by Abramo et al. [8], who applied specialization indices to Italian NUTS-2 and NUTS-3 regions. Following this territorial approach, our nested data structure allows for the calculation of relative specialization indicators that contextualize AI research effort within broader disciplinary and scientific frameworks.

### B. The Activity Index

To measure the relative research effort devoted to AI by each European region, we build upon the Activity Index (AIdx), a well-established bibliometric indicator introduced by Frame [9] and formalised by Schubert and Braun [10]. This indicator is mathematically equivalent to the Revealed Comparative Advantage (RCA) index proposed by Balassa [11] in international trade economics [12]. The Activity Index eliminates the confounding effects of both the size of the region and the size of the field, enabling meaningful cross-regional comparisons [13]. It is defined as:

$$AIdx(r, f) = \frac{\frac{P(r, f)}{P(r)}}{\frac{P(W, f)}{P(W)}} \quad (1)$$

where  $P(r, f)$  denotes the number of publications by region  $r$  in field  $f$ ;  $P(r)$  is the total publications by region  $r$ ;  $P(W, f)$  represents the total publications in field  $f$  at the reference level (Europe); and  $P(W)$  is the total scientific production at the reference level.

### C. The Relative Specialization Index

A well-known limitation of the AIdx is its asymmetric distribution: values range from 0 to 1 for under-specialization but can theoretically extend to very large positive values for specialization [14, 15]. This asymmetry complicates comparative analysis and statistical treatment. To address this limitation, we adopt the Relative Specialization Index (RSI), also known as the Revealed Symmetric Comparative Advantage (RSCA), proposed by Laursen [16] as a normalized transformation of the AIdx:

$$RSI(r, f) = \frac{AIdx(r, f) - 1}{AIdx(r, f) + 1} \quad (2)$$

The RSI transforms the AIdx into a symmetric measure bounded between  $-1$  and  $+1$ , with  $0$  as the neutral value. This transformation offers several advantages [9]: (1) it provides a symmetric distribution around the neutral point, facilitating interpretation and comparison; (2) it enables the use of standard parametric statistical methods; and (3) empirical evidence suggests that RSI values exhibit improved normality in regression residuals compared to untransformed AIdx values.

The RSI has a straightforward interpretation.  $RSI = 0$ : The region’s share of publications in the field equals the

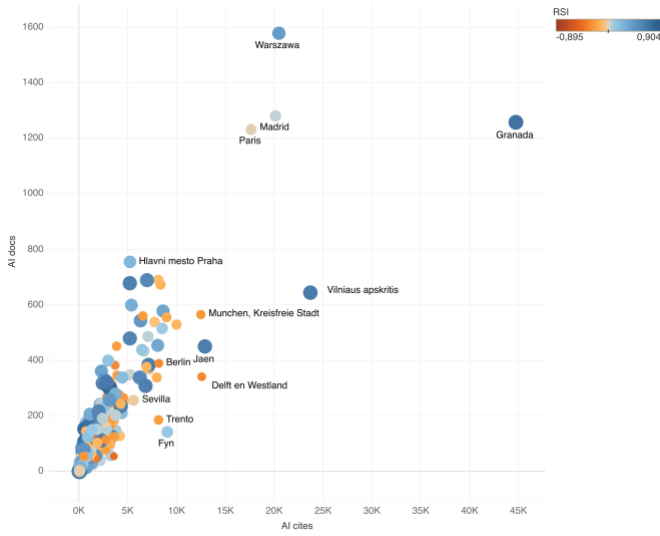


Fig. 1. Output vs. cites

European average (no specialization).  $RSI > 0$ : The region is specialized in the field, devoting a higher-than-average proportion of its research effort to that area. Values approaching +1 indicate strong specialization.  $RSI < 0$ : The region is under-specialized in the field, allocating relatively less effort compared to the European baseline. Values approaching -1 indicate strong under-specialization.

#### D. Relative Citation Impact

To complement the analysis of research effort with a measure of research impact, we also compute the Relative Citation Impact (RCI) for each region in the AI field:

$$RCI(r, AI) = \frac{\frac{C(r, AI)}{P(r, AI)}}{\frac{C(W, AI)}{P(W, AI)}} \quad (3)$$

where  $C$  denotes citation counts. An RCI value above 1.0 indicates that the region's AI publications receive more citations than the European average, suggesting higher research impact.

TABLE I  
TOP-20 RSI REGIONS

Region	Country	RSI
Bugas	Bulgaria	0.820
Olomoucky kraj	Czech Rep	0.801
Giessen, Landkreis	Germany	0.751
Granada	Spain	0.712
Banskobystricky kraj	Slovakia	0.706
Jihocesky kraj	Czech Rep	0.702
Krakowski	Poland	0.692
Czestochowski	Poland	0.665
Vilniaus apskritis	Lithuania	0.647
Rzeszowski	Poland	0.641
Burgos	Spain	0.631
Navarra	Spain	0.630
Jaén	Spain	0.621
Córdoba	Spain	0.615
Salamanca	Spain	0.609
Moravskoslezsky kraj	Czech Rep	0.608
Bihor	Romania	0.606
Asturias	Spain	0.585
Bialostocki	Poland	0.579
Plovdiv	Bulgaria	0.566

### III. RESULTS

A first approximation to the dataset is presented in Fig. 1, which displays a scatter plot of the relationship between documents published and citations received. The size and color of the circles correspond to the RSI indicator. Five circles are clearly distinguished from the rest. On one hand, we observe the region with the highest production, Warszawa, followed at a distance by Paris and Madrid. Granada shows a similar level of output but with a much higher citation count (the highest), which shifts it to the right. The fifth notable element is the Vilniaus region, which, although it does not have as much production as Paris or Madrid, nevertheless accumulates many citations, placing it in second position. The remaining regions form a more homogeneous cluster, among which we can highlight Praha for production and Jaén for citation impact.

Table I presents the top 20 regions ranked by RSI. To construct this table, regions with fewer than 200 articles in COMPU during the study period were excluded. Peripheral regions clearly dominate the ranking, predominantly from Eastern Europe and Spain. Only one region from the central countries appears in the list: Giessen in Germany.

This phenomenon can be visualized geographically in Fig. 2, which presents a choropleth map of RSI values across European NUTS-3 regions. The spatial distribution reveals a striking pattern: the highest levels of AI specialization (shown in darker shades) are concentrated in peripheral areas rather than in the traditional centers of European science and technology. Eastern European regions, particularly in Poland, Czech Republic, Bulgaria, and Romania, display pronounced specialization, as do several Spanish regions.

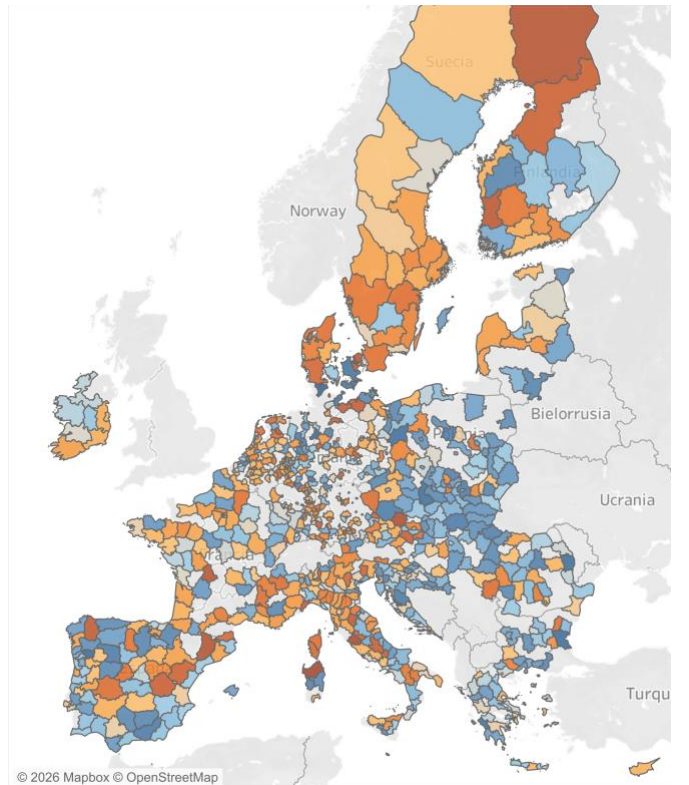


Fig. 2. Geospatial Relative Specialization Index (RSI) map

In contrast, the historical core of European research—including most of France, the United Kingdom, and the Benelux countries—exhibits relatively low or neutral RSI values, indicating that AI constitutes a smaller proportion of their overall computer science output. This geographical pattern suggests that AI research may represent a strategic domain through which peripheral regions can establish competitive scientific niches, potentially as a path toward broader research development.

Regarding the citation impact indicator RCI, Fig. 3 presents it in combination with the RSI, revealing the relationship between specialization and research impact across European regions with at least 100 papers in AI. The scatter plot positions each NUTS-3 region according to its degree of AI specialization (horizontal axis, RSI) and the relative citation impact of its AI publications (vertical axis, RCI). The reference lines at  $RSI = 0$  and  $RCI = 1.0$  divide the space into four quadrants, each representing a distinct regional profile. This visualization allows us to move beyond simple rankings and explore whether regions that have committed heavily to AI research are also producing high-impact work, or whether specialization and quality follow independent trajectories.

Fig. 3 reveals a critical finding: there is virtually no correlation between regional specialization in AI and research impact. The scatter plot shows high vertical dispersion across the entire RSI range, confirming that specializing in AI does not guarantee higher citation impact. This allows us to identify four distinct regional profiles based on their position in the RSI-RCI space.

The upper-right quadrant ( $RSI > 0$ ,  $RCI > 1$ ) contains “star” regions that combine high specialization with high impact. Spanish regions are notably concentrated in this quadrant, with Granada ( $RSI = 0.71$ ,  $RCI = 2.55$ ), Jaén ( $RSI = 0.62$ ,  $RCI = 2.05$ ), and Salamanca among the top performers. Vilnius (Lithuania) also stands out in this group. These regions have successfully developed AI research that is both proportionally significant and internationally visible.

In contrast, the lower-right quadrant ( $RSI > 0$ ,  $RCI < 1$ ) reveals regions with “quantity without quality”—high specialization but low impact. Eastern European regions such as Buzău (Bulgaria) and several Polish regions fall into this category. These regions devote a substantial proportion of their research effort to AI but have not yet achieved international visibility, possibly due to limited access to high-impact venues or international collaboration networks.

The upper-left quadrant ( $RSI < 0$ ,  $RCI > 1$ ) presents an intriguing pattern: regions with “quality without quantity.” Fyn (Denmark) emerges as the most striking outlier in the entire dataset, achieving an RCI exceeding 4.0—more than four times the European average—whereas maintaining a negative RSI. Trento (Italy) and Delft en Westland (Netherlands) also exemplify this profile. These regions produce relatively few AI publications compared to their overall COMPU output, but those publications achieve exceptional citation impact. The case of Fyn is particularly

noteworthy, as it suggests that highly selective research strategies focused on quality over quantity can yield outstanding international visibility. This may reflect selective participation in high-quality international collaborations or strategic focus on breakthrough research.

German regions present a distinctive pattern: despite Germany’s strong overall scientific capacity, most German NUTS-3 regions cluster in the left half of the plot (negative RSI), indicating that AI is not a particular focus within their broader engineering and computer science output. However, several German regions (Potsdam, Tübingen) achieve high RCI despite low specialization, suggesting pockets of excellence within a diverse research portfolio.

#### IV. DISCUSSION AND CONCLUSIONS

The results demonstrate that European AI production is not centralized in the major hubs of science and knowledge production. In fact, specialization in AI appears to represent an opportunity for peripheral regions. This finding aligns with observations by Fiala and Willett, who identified a bias towards AI in Eastern European countries (particularly Poland and the Baltic states) during the two decades following the fall of the Berlin Wall [17]. However, despite their production levels at that time, these regions suffered from low citation impact.

The importance of peripheral regions appears clear in terms of traditional scientific production (papers), but we are uncertain whether the same holds true for innovation (measured by patents). Authors such as Buarque et al. have shown that a few central regions concentrate 40% of AI patents in Europe (core dominance) [18]. Xiao and Boschma reached similar conclusions [19]. Santos et al. analyzing European AI funding, found that spillover effects are very strong in central regions but dissipate in peripheral areas [20].

Cicerone et al. conduct an interesting study using NUTS-3 regions, aiming to link AI and green technologies, although in this case they do not manage to detect a clear and evident spillover effect [21]. The latter appear to perform significant academic work, but technological innovation seems reserved for the major technology hubs. Research along these lines for the case of Spain shows a clear pattern: outstanding success in AI scientific papers contrasts with a very modest position in AI patents [22]. Extending this line of research to other European countries, preliminary results identify Paris (Île-de-France) as the most prominent global knowledge hub for AI patenting and innovation in Europe. This finding is consistent with Balland’s view on the concentration of innovation in EU regional ecosystems, where AI (together with other hot topics such as blockchain, quantum computing, batteries, hydrogen, etc.) is one of the technologies that enhances the competitiveness of regions [23].

## ACKNOWLEDGMENT

The dataset supporting this study is available at Zenodo portal: <https://doi.org/10.5281/zenodo.18645519>

## REFERENCES

- [1] D. Arranz et al. Trends in the use of AI in science: a bibliometric analysis. European Commission, R&D Paper Series, Working Paper 2023/04, March 2023.
- [2] X. Liu et al., "Bibliometric analysis of scientific production on artificial intelligence from 1960 to 2021," *Technol. Forecast. Soc. Change*, 2024.
- [3] H. Saeidnia et al., "An extensive bibliometric analysis of artificial intelligence techniques from 2013 to 2023," *J. Supercomput.*, 2025.
- [4] P. Waltman et al., "Bibliometric Mining of Research Trends in Machine Learning," *AI*, vol. 5, no. 1, art. 12, 2024.
- [5] A. Frankowska and B. Pawlik, "A Decade of Artificial Intelligence Research in the European Union: A Bibliometric Analysis," in C. Biele et al. (eds.) *Digital Interaction and Machine Intelligence. MIDI 2021. LNNS*, vol. 440, 2022, pp. 52-62.
- [6] J. Hautala, "Reviewing research on regional development in the AI era — new there(s), new actors, and an old call "from cluster to process," *Fennia* vol. 202, no. 2, pp. 299-312, 2024.
- [7] B. Salvador-Mata, S. Cortiñas-Rovira, and V. Herrero-Solana, "Research into journalism in Spain: Sizeable, but neither international nor impactful," *Journalism*, vol. 25, no. 1, pp. 1-22, 2024.
- [8] G. Abramo, C. A. D'Angelo, and F. Di Costa, "A new bibliometric approach to assess the scientific specialization of regions," *Research Evaluation*, vol. 23, no. 2, pp. 183-194, 2014.
- [9] J. D. Frame, "Mainstream research in Latin America and the Caribbean," *Interciencia*, vol. 2, no. 3, pp. 143-148, 1977.
- [10] A. Schubert and T. Braun, "Relative indicators and relational charts for comparative assessment of publication output and citation impact," *Scientometrics*, vol. 9, pp. 281-291, 1986.
- [11] B. Balassa, "Trade liberalisation and 'revealed' comparative advantage," *The Manchester School*, vol. 33, pp. 99-123, 1965.
- [12] R. Rousseau and L.Y. Yang, "Reflections on the activity index and related indicators," *J. Informetrics*, vol. 6, pp. 413-421, 2012.
- [13] R. Rousseau, "Balassa = revealed competitive advantage = activity," *Scientometrics*, vol. 121, pp. 1835-1836, 2019.
- [14] M. J. Mansourzadeh et al. "A note on using revealed comparative advantages in scientometrics studies," *Scientometrics*, vol. 121, pp. 595-599, 2019.
- [15] V.A. Traag, L. Waltman, and N.J. van Eck, "From Louvain to Leiden: Guaranteeing well-connected communities," *Scientific Reports*, vol. 9, art. 5233, 2019.
- [16] K. Laursen, "Revealed comparative advantage and the alternatives as measures of international specialization," *Eurasian Business Review*, vol. 5, pp. 99-115, 2015.
- [17] D. Fiala, and P. Willett, "Computer science in Eastern Europe 1989-2014: a bibliometric study," *Aslib J of Inform Management*, vol. 67, pp. 526-541, 2015.
- [18] V. Buarque et al. "The creation and integration of AI in Europe," *Cambridge J. of Regions, Econ and Soc*, vol. 13, pp. 175-193, 2020.
- [19] J. Xiao and T. Boschma, "The emergence of artificial intelligence in European regions: the role of a local ICT base," *Annals of Regional Sci*, vol. 71, pp. 747-773, 2023.
- [20] A.M. Santos, F. Molica, and C. Torrecilla-Salinas, "EU-funded investment in Artificial Intelligence and regional specialization," *Regional Sci Policy & Practice*, vol. 17, 100190, 2025.
- [21] G. Cicerone, A. Faggian, S. Montresor, and F. Rentocchini, "Regional artificial intelligence and the geography of environmental technologies: does local AI knowledge help regional green-tech specialization?" *Regional Studies*, vol. 57, pp. 330-343, 2022.
- [22] V. Herrero-Solana and B. Jürgens, "Patents of Industry 4.0 in Spain: topics and actors," *Ibersid*, vol. 19, no. 1, pp. 45-53, 2025.
- [23] P.A. Balland, "Innovation policy for a complex world," in *Science, Research and Innovation Performance of the EU 2022*. Brussels: European Commission, 2022.

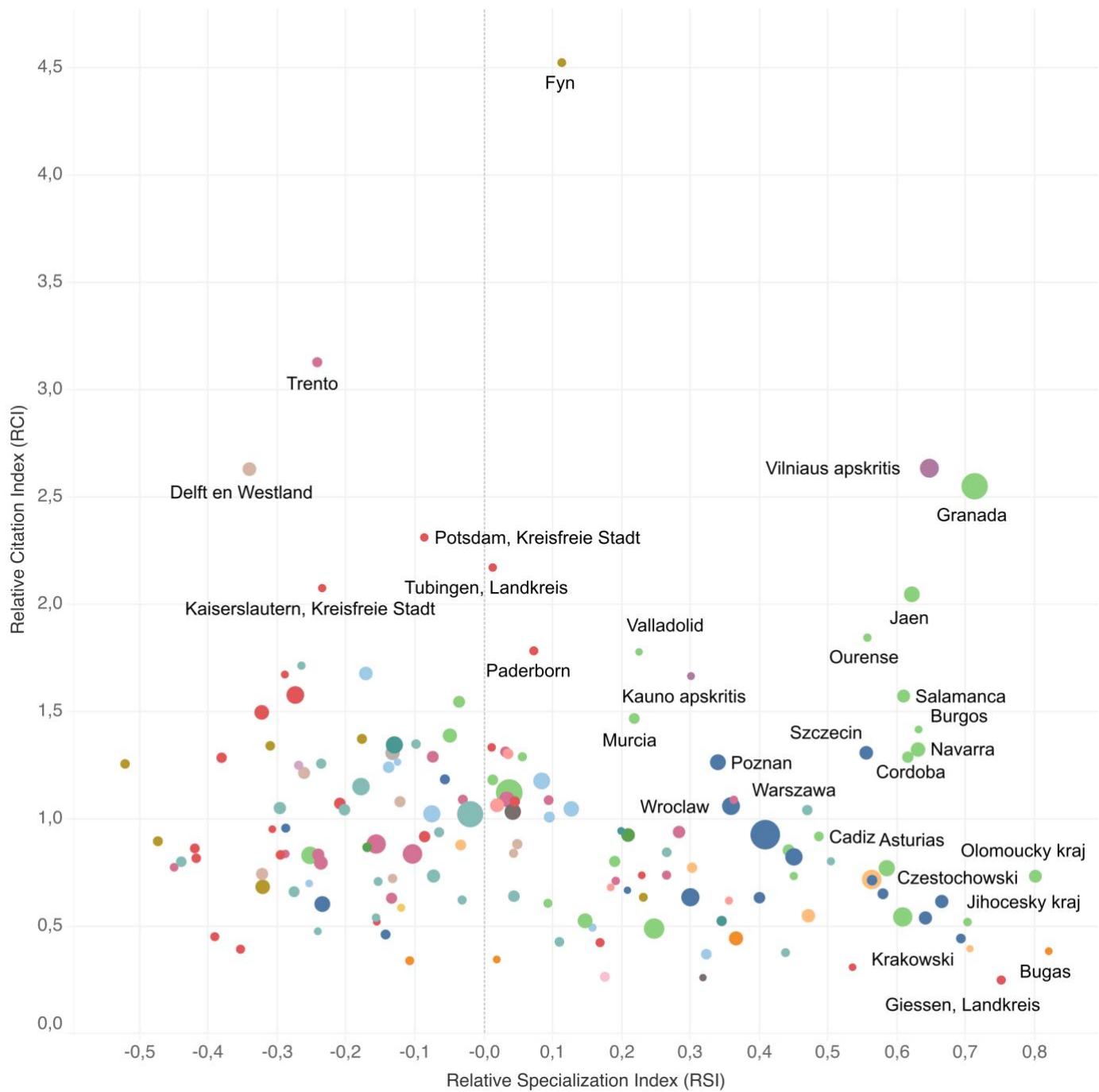


Fig. 3. Relative Specialization Index (RSI) vs. Relative Citation Impact (RCI) in regions with at least 100 papers in AI