

Bond percolation in distorted simple cubic and body-centered cubic lattices

Bishnu Bhowmik¹, Sayantan Mitra², Robert M. Ziff³, and Ankur Sensharma¹

¹Department of Physics, University of Gour Banga, Malda - 732103, West Bengal, India.

²Department of Physical Sciences, Indian Institute of Science Education and Research Kolkata, Mohanpur, 741246 India.

³Center for the Study of Complex Systems and Department of Chemical Engineering, University of Michigan, Ann Arbor, Michigan 48109-2800, USA

Abstract. We investigate the effect of structural distortion on bond percolation in simple cubic and body-centered cubic lattices using extensive Monte Carlo simulations. Distortion is introduced through controlled random displacements of lattice sites, thereby modifying nearest-neighbor distances. Bond occupation is permitted only when the bond length is smaller than a prescribed connection threshold, directly coupling geometric disorder to connectivity. Finite-size scaling analysis is employed to determine percolation thresholds for finite systems and in the thermodynamic limit. We find that when the connection threshold exceeds the nearest-neighbor distance of the undistorted lattice, the percolation threshold increases monotonically with distortion strength, indicating a systematic suppression of spanning. In contrast, this monotonic behavior breaks down when the connection threshold is below the nearest-neighbor distance of the undistorted lattice, highlighting a nontrivial interplay between geometric distortion and connectivity. We further identify critical values of the connection threshold and the distortion amplitude required for global spanning when all the allowed bonds are occupied. All qualitative behaviors remain robust across both lattice geometries. These results clarify how geometric disorder reshapes percolation in three-dimensional crystalline networks.

1. Introduction

Since its introduction by Broadbent and Hammersley in 1957[1], percolation has become one of the most fundamental models in statistical physics [2], known for displaying nontrivial critical phenomena [3, 4, 5]. Its simplicity makes it widely adaptable, and it has been used extensively to investigate a variety of physical processes. Notably, percolation concepts have contributed to the understanding of metal–insulator transitions [6], diamagnetic to ferromagnetic transitions [7], unpolarized-polarized transition [8], etc. The influence of percolation theory extends far beyond physics. Researchers in many disciplines have adopted the model to interpret diverse natural phenomena, such as the spread of wildfires in forests [3], the transport of fluids in porous media [9], and the transmission dynamics of infectious diseases [10]. Numerous other complex processes have also been successfully explored through the lens of percolation [11, 12, 13, 14, 15, 16, 17, 18, 19].

Percolation theory deals with the emergence of large-scale connectivity in disordered media and comes in two fundamental forms : site percolation and bond percolation [20]. In the site version, each lattice site can be either empty or occupied, while in the bond version the same applies to the links between neighboring sites. Beginning with an empty lattice, sites (or bonds) are randomly selected and occupied with probability p . As p increases, occupied elements begin to form connected groups, or clusters, built from neighboring occupied sites or bonds. With further occupation the clusters grow, and at a characteristic occupation probability—known as the percolation threshold p_c [21] for sites (or p_b for bonds)—a connected path spans the system from one side to the other. For an infinite lattice, the size of this spanning cluster diverges, signaling a continuous phase transition. Identifying this threshold and extracting the associated critical exponents [22, 23] that describe the transition constitute central objectives in the study of percolation phenomena.

Beyond the conventional site and bond percolation, several extended variants capture richer physical scenarios. Site–bond percolation [24] mixes the two mechanisms by assigning independent probabilities to both sites and bonds, allowing more flexible control of connectivity. Continuum percolation [25] removes the lattice entirely, considering randomly placed objects such as discs, spheres, or rods that form clusters when they overlap. Directed percolation [4, 26] imposes a preferred direction for connections, modeling processes like fluid flow, epidemic spreading, or information transfer where backflow is forbidden. Bootstrap percolation [27, 28, 29] introduces an activation rule : a site becomes stable only if a minimum number of neighbors are occupied, mimicking jamming or failure cascades. Explosive percolation [30, 31] modifies the growth rules to delay the formation of a spanning cluster, often producing an apparently abrupt transition. Long-range percolation [32, 33, 34, 35] allows connections between distant sites with a probability that decays with distance, leading to small-world

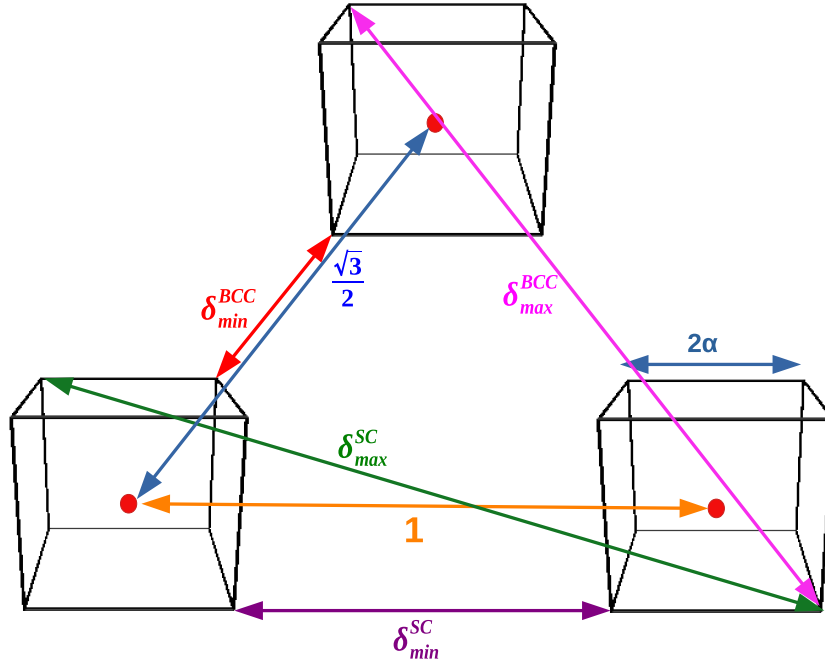


Figure 1. Mechanism of distortion of simple cubic (SC) and body-centered cubic (BCC) lattices. Cubic regions around red lattice point indicate the possible regions of dislocated sites. The minimum and maximum nearest-neighbor distances of corresponding lattices are shown in the figure.

behavior. Correlated percolation [36] incorporates spatial correlations in the disorder, relevant for real materials where occupancy is not independent. Invasion percolation [37] models fluid displacement in porous media by occupying the weakest available bond or site, generating fractal structures without tuning a probability. Continuum anisotropic percolation [38] considers objects with orientation, such as needles or rods, relevant to liquid crystals or fiber networks. Together, these diverse variants extend percolation theory to complex, interacting, and realistic environments across physics, biology, and network science. For comprehensive reviews of percolation theory and its applications, see Refs. [39, 40, 41]. Another important generalization is rigidity percolation [42, 43], where the percolation transition corresponds to the onset of global mechanical rigidity rather than simple connectivity. In recent times, site and bond percolation with distance-dependent connection criteria were introduced in distorted lattices [44, 45, 46, 47] in two and three dimensions.

In this paper, we adopt a distance-dependent bond occupation criterion to study bond percolation in distorted simple cubic (DSC) and distorted body-centered cubic (DBCC) lattices. Starting from perfectly ordered lattices, we introduce random positional distortions at every site, which generate a range of nearest-neighbor distances instead of a single fixed value. Consequently, each site experiences a local environment characterized by minimum and maximum bond lengths. Bonds are then randomly occupied only if they satisfy the distance-dependent occupation rule : a bond is considered eligible for occupation when its length $\delta \leq d$, where d is a prescribed

connection threshold. This framework allows us to analyze how geometric distortion and connection criteria on variable bond lengths influence the percolation behavior in three-dimensional systems.

The remainder of the paper is organized as follows. In Section 2, we introduce the model and describe the methods employed throughout the study. Section 3 presents the variation of the bond percolation threshold for DSC and DBCC lattices under different model parameters. In Sections 5 and 6, we discuss the results derived from the analysis of the model's critical parameters, highlighting their implications for percolation behavior in distorted lattices.

2. The Model and the Method

The mechanism of distortion is illustrated in Fig. 1. Here, α represents the distortion parameter. We have taken the lattice constant equal to 1 for both simple cubic (SC) and body-centered cubic (BCC) lattices. As a result, the nearest neighbor distance for SC lattice is 1 and for BCC lattice it is $\frac{\sqrt{3}}{2}$. Every lattice point is randomly displaced from its regular position within a cube of side 2α . After distortion, the distance between the displaced lattice points is denoted by δ . The minimum (δ_m) and the maximum (δ_M) possible values of δ for distorted lattice are

$$\begin{aligned}\delta_{\min}^{\text{SC}} &= 1 - 2\alpha \\ \delta_{\max}^{\text{SC}} &= \sqrt{1 + 4\alpha + 12\alpha^2} \\ \delta_{\min}^{\text{BCC}} &= \sqrt{3} \left(\frac{1}{2} - 2\alpha \right) \\ \delta_{\max}^{\text{BCC}} &= \sqrt{3} \left(\frac{1}{2} + 2\alpha \right)\end{aligned}\tag{1}$$

Since this study focuses on bond percolation, all lattice sites are assumed to be occupied. A bond is considered occupied only when its length (δ) is less than or equal to the connection threshold d . We simulate bond percolation on DSC and DBCC lattices of linear dimension L to determine the bond percolation threshold $p_b(\alpha, d)$ as a function of the lattice distortion parameter α and the connection threshold d . The simulation procedure for each value of α and d is as follows :

- (i) **Lattice generation** : The first task is to generate the SC and BCC lattices of linear dimension L with proper site placement to maintain lattice constant equals to 1. In addition, it is necessary to identify all ten neighboring bonds and all fourteen neighboring bonds of each bond for SC and BCC lattice respectively.
- (ii) **Lattice distortion** : After generating the SC and BCC lattices, each lattice site is displaced from its original coordinate, say, (x, y, z) to introduce geometric distortion into the system. For every site, we draw three independent random numbers (r_x, r_y, r_z) , each uniformly distributed within the interval $[-\alpha, +\alpha]$. These random

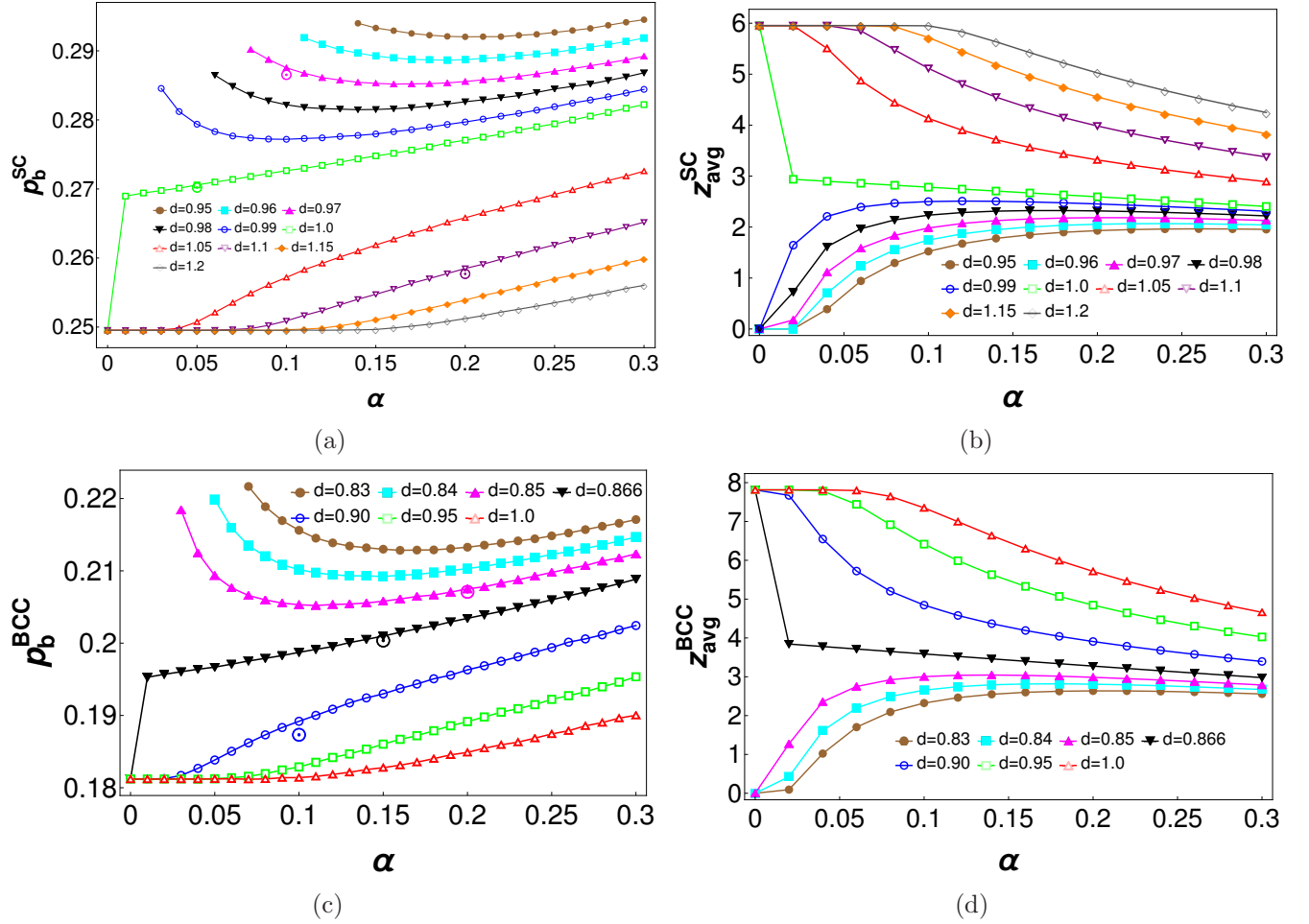


Figure 2. (a) Variation of bond percolation threshold (p_b) with distortion parameter (α) for distorted SC lattice of linear size $L = 2^7$. Ten different curves correspond to different values of d . (b) Corresponding variation of the average coordination number $z_{\text{avg}}(\alpha)$ satisfying $\delta \leq d$ for DSC lattice. Curves for same values of d are represented by same colors in (a) and (b). (c) Variation of bond percolation threshold (p_b) with distortion parameter (α) for distorted BCC lattice of linear size $L = 2^6$. Seven different curves correspond to different values of d . (d) Corresponding variation of the average coordination number $z_{\text{avg}}(\alpha)$ satisfying $\delta \leq d$ for DBCC lattice. Curves for same values of d are represented by same colors in (c) and (d). Each data point of panels (a) and (c) represents an average over 1000 independent realizations and of panels (b) and (d) represents an average over 100 independent realizations. The data points are joined by lines as a guide to the eye. The corresponding percolation thresholds in the thermodynamic limit for some selected values of d and α are shown by the symbol \odot in the same colors.

values represent small shifts along the x , y , and z directions, respectively. The new, distorted position of the site is then obtained by adding these displacements to the original coordinates, resulting in the shifted position $(x + r_x, y + r_y, z + r_z)$. This procedure ensures that every site in the lattice is perturbed independently, producing a spatially disordered structure in which nearest-neighbor distances vary from site to site. The parameter α controls the strength of the distortion : larger values of α lead to greater deviations from the ideal lattice geometry and hence a broader distribution of neighbor distances. This controlled distortion plays a crucial role in determining which bonds satisfy the distance-dependent occupation criteria used in this percolation analysis.

- (iii) **Bond occupation process :** In the distorted lattices, the bond length δ no longer remains fixed but varies between a minimum and a maximum value determined by the chosen distortion parameter α , as given in Eq. (1). As α increases, the minimum bond length decreases due to sites shifting closer together, while the maximum bond length increases as some sites move farther apart. To regulate bond occupation under this geometric disorder, we introduce a distance d , referred to as the connection threshold. A bond is considered eligible for occupation only if it satisfies the connection criterion $\delta \leq d$. This threshold-based rule ensures that bond formation depends directly on the distorted local geometry of the lattice. In simulation, the bond occupation process is as follows :
 - A bond occupation order is set at the beginning of the percolation process.
 - For both DSC and DBCC lattices, the bond lengths δ are computed for all bonds in the predefined occupation sequence. These calculated distances are then used to determine which bonds satisfy the connection criterion and can be considered for occupation during the percolation process.
 - If $\delta < d$, the bond is occupied. Otherwise, the bond is rejected and another one is selected.
- (iv) **Cluster analysis :** After each successful bond occupation, the newly occupied bond is added to its respective cluster. A check is performed to determine if a spanning cluster has been formed. A spanning cluster is defined as a pathway of occupied bonds that connects opposite sides of the lattice.
- (v) **Repeat until spanning :** Steps 4 and 5 are repeated until a spanning cluster is found.
- (vi) **Fraction of occupied bonds :** The fraction of occupied bonds, f_b , is calculated by dividing the number of occupied bonds by the total number of possible bonds.
- (vii) **Multiple realizations :** Steps 4 through 7 are repeated for 1000 independent realizations using the same values for α and d .
- (viii) **Threshold calculation :** The average value of f_b over the 1000 realizations is calculated to determine the bond percolation threshold, $p_b(\alpha, d)$ for a lattice of linear size L .

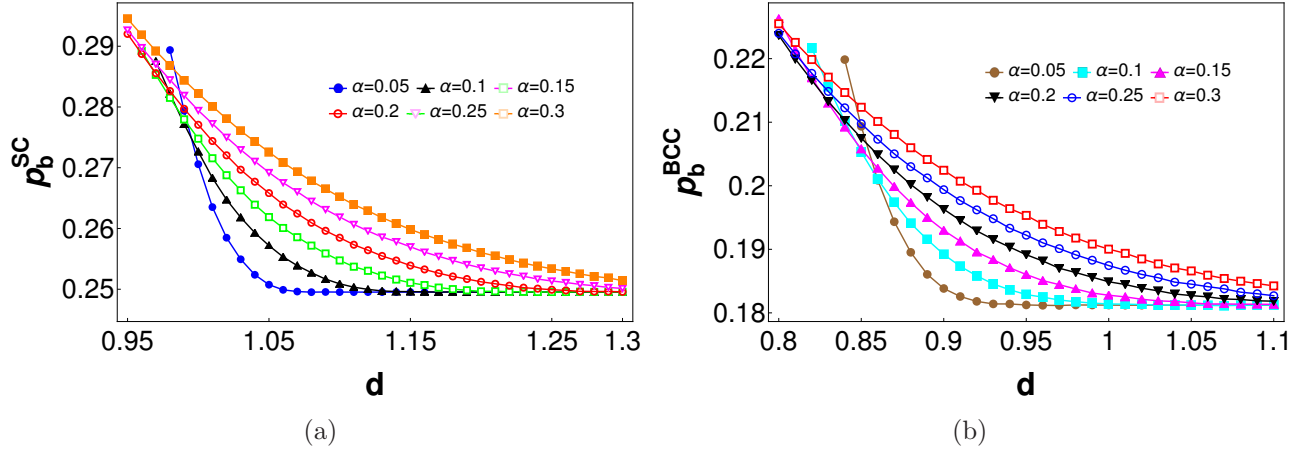


Figure 3. (a) Variation of bond percolation threshold (p_b) with connection threshold (d) for distorted SC lattice of linear size $L = 2^7$. Six different curves correspond to different values of α . (b) Variation of bond percolation threshold (p_b) with connection threshold (d) for distorted BCC lattice of linear size $L = 2^6$. Six different curves correspond to different values of α . Each data point represents an average over 1000 independent realizations. The data points are joined by lines as a guide to the eye.

The cluster numbering and spanning analysis have been done by the Newman-Ziff algorithm [48].

3. Variation of Bond Percolation Threshold

This section examines how the bond percolation threshold for distorted simple cubic (DSC) and distorted body-centered cubic (DBCC) lattices depends on the distortion parameter α and the connection threshold d . For reference, the established bond percolation thresholds of the corresponding infinite, undistorted lattices are approximately $p_b = 0.2488$ for the simple cubic (SC) lattice and $p_b = 0.18025$ for the body-centered cubic (BCC) lattice [49].

The variation of the bond percolation threshold p_b with α for different values of d is shown in Fig. 2.(a) and Fig. 2.(c). Each data point was obtained from simulations on lattices of size $L = 2^7$ for the DSC lattice and $L = 2^6$ for the DBCC lattice, and represents an average over 1000 independent realizations. The behavior of the bond percolation threshold differs markedly depending on whether the connection threshold d is greater than or less than the lattice constant.

For $d \geq 1$, the percolation threshold (p_b) increases monotonically with the distortion parameter α for both lattice types. As the distortion increases, the Euclidean distance δ between neighboring sites grows for some bonds. When this distance exceeds the connection threshold d , those bonds are effectively removed. The resulting reduction in connectivity makes the formation of a spanning cluster more difficult, thereby increasing the percolation threshold. In the limit of very small α with $d \geq 1$, the values of p_b approach those of the undistorted SC and BCC lattices.

For $d < 1$, the dependence of the percolation threshold on α becomes non-monotonic for both lattices. At very small distortion ($\alpha \approx 0$), the bond lengths exceed the connection threshold, so no bonds are present and percolation does not occur. As α increases, random displacements bring some neighboring sites closer together, allowing certain bond distances to fall below d . This enhanced local connectivity initially lowers the percolation threshold. However, at larger values of α , the average distance between neighboring sites increases again, reducing the number of available bonds and causing the percolation threshold to rise.

When $d = 1$, a sharp increase in p_b is observed for both lattices even for a small increase in α . In this case, the percolation threshold jumps abruptly from the value corresponding to the undistorted lattice to a significantly higher value.

To better understand the behavior of $p_b(\alpha)$, we analyze the average coordination number $z_{\text{avg}}(\alpha)$ for DSC and DBCC lattices of sizes $L = 2^7$ and $L = 2^6$, respectively. For $d > 1$ (see Fig. 2.(b) and Fig. 2.(d)), the average coordination number decreases with increasing α . At $\alpha = 0$, all curves yield $z_{\text{avg}} = 6$ for the DSC lattice and $z_{\text{avg}} = 8$ for the DBCC lattice, consistent with their undistorted structures.

For $d < 1$, the average coordination number starts from zero at $\alpha = 0$ and increases with increasing distortion. In contrast, for $d = 1$, z_{avg} exhibits a discontinuous drop from 6 to 3 for the DSC lattice and from 8 to 4 for the DBCC lattice. The observed discontinuous jump can be attributed to variations in bond length. Since bonds are equally likely to be stretched or compressed, approximately half of the neighboring bonds associated with a given bond fail to satisfy the bond occupation criterion. Consequently, the effective average coordination number is reduced by roughly one half. A decrease in the average coordination number with increasing α indicates a reduction in the number of nearest neighbors. Consequently, a larger fraction of bonds must be occupied to achieve a spanning cluster, leading to an increase in the bond percolation threshold p_b .

Fig. 3 shows the variation of the bond percolation threshold (p_b), as a function of the connection threshold (d), for different values of the distortion parameter α . Each data point represents an average over 1000 independent realizations, using lattice sizes $L = 2^7$ for the DSC lattice and $L = 2^6$ for the DBCC lattice. The percolation threshold p_b decreases monotonically with increasing d . This behavior arises because a larger connection threshold increases the probability that the Euclidean bond length(δ) is smaller than d , leading to a higher fraction of occupied bonds. As a result, the formation of a spanning cluster becomes more probable. In the limit of large d , the percolation threshold p_b approaches the corresponding undistorted values of the SC and BCC lattices. Additionally, the curves exhibit a crossing point in the regime $d < 1$, indicating a nontrivial interplay between lattice distortion and connectivity.

4. Thresholds in the thermodynamic limit

In this section, we determine more accurate values of the bond percolation threshold. These values are obtained from the intersection points of Binder cumulant curves

Lattice type	d	α	$p_b^\infty(\alpha, d)$
Distorted Simple cubic	0.97	0.1	0.2865(2)
	1.0	0.05	0.2702(1)
	1.1	0.2	0.2577(2)
Distorted Body-centered cubic	0.85	0.2	0.20708(8)
	0.90	0.1	0.1873(8)
	$\frac{\sqrt{3}}{2}$	0.15	0.2003(1)

Table 1. Precise values of $p_b(\alpha, d)$ obtained from Binder cumulant.

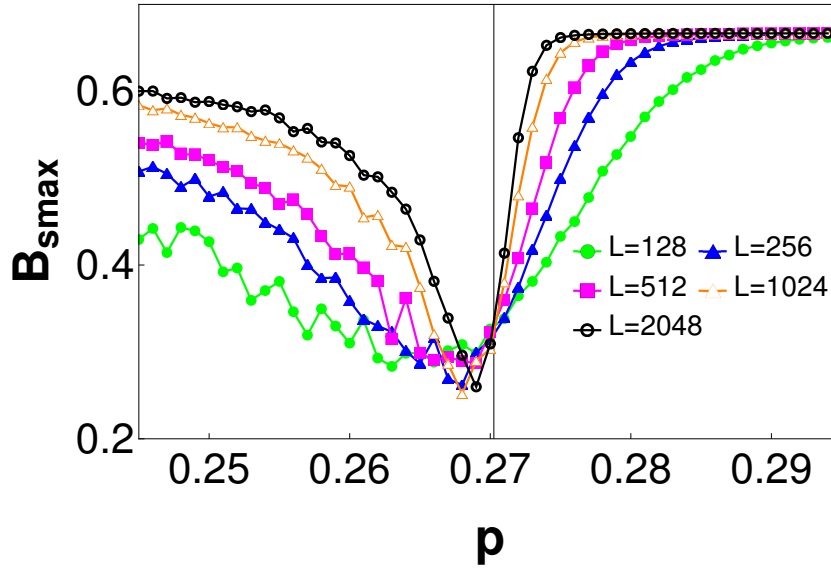


Figure 4. Determination of bond percolation threshold for an infinite simple cubic lattice when $d = 1.0$ and $\alpha = 0.05$ by intersection of Binder cumulant curves for different lattice size. Each data point represents an average over 10^4 independent realizations. The data points are joined by lines as a guide to the eye. The vertical line indicates the threshold value which is shown in Table 1.

corresponding to different lattice sizes for fixed values of the parameters α and d . The mean of these intersection points provides an estimate of the percolation threshold in the thermodynamic limit. The Binder cumulant is defined as

$$B_{\text{smax}}(p, L) = 1 - \frac{\langle [S_{\text{max}}(p, L)]^4 \rangle}{3\langle [S_{\text{max}}(p, L)]^2 \rangle^2}, \quad (2)$$

where $S_{\text{max}}(p, L)$ denotes the size of the largest cluster in a lattice of linear size L at bond occupation probability p . The angular brackets $\langle \rangle$ represent an average over independent realizations. In our simulations, all quantities were averaged over 10^4 independent configurations. The intersections of the Binder cumulant curves for different lattice sizes are illustrated in Fig. 4 for the DSC lattice. The resulting estimates of the bond percolation threshold $p_b^\infty(\alpha, d)$ are summarized in Table 1.

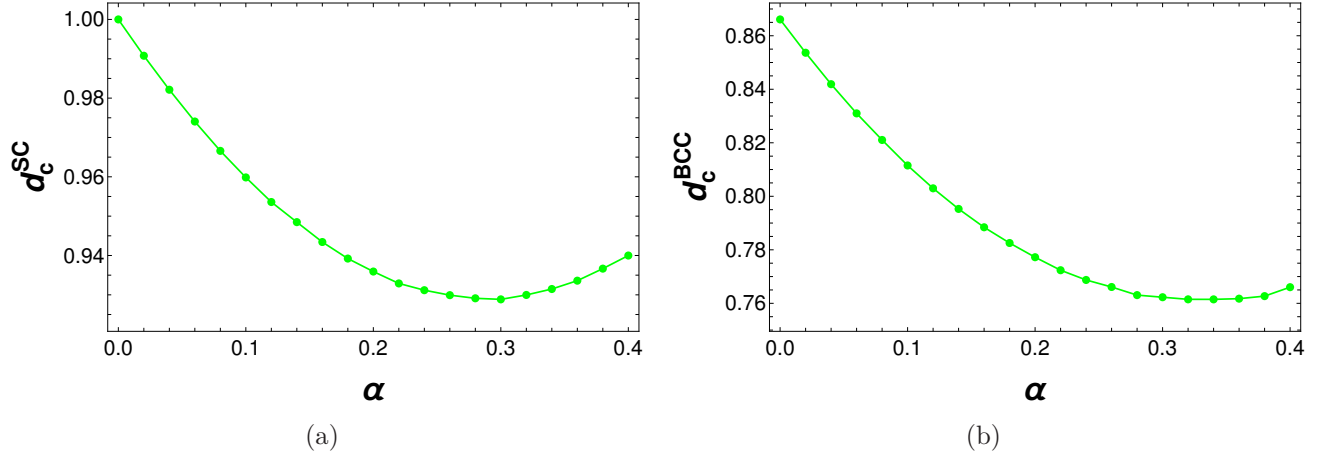


Figure 5. (a) Variation of critical connection threshold (d_c) with distortion parameter (α) for distorted SC lattice of linear size $L = 2^7$. (b) Variation of critical connection threshold (d_c) with distortion parameter (α) for distorted BCC lattice of linear size $L = 2^6$. Each data point represents an average over 1000 independent realizations. The data points are joined by lines as a guide to the eye.

5. Critical Connection Threshold

Our earlier results demonstrate that, for a given lattice distortion, the formation of a spanning cluster occurs only when the connection threshold d reaches a specific value. This observation indicates that, at a fixed distortion parameter α , a minimum value of connection threshold is necessary to achieve global connectivity. We define this minimum value of connection threshold as the critical connection threshold d_c , which depends explicitly on α . The numerical procedure used to estimate d_c is described as follows :

- (i) To begin with, a distorted lattice is formed with a fixed value of α and d .
- (ii) All the bonds satisfying $\delta \leq d$ are occupied.
- (iii) Initially, the connection threshold d is kept at a low value. The value is so low that spanning is not possible even though the condition (ii) is applied.
- (iv) d is now slowly increased. Spanning is checked for each value of d .
- (v) The first value of d , when spanning is obtained, is noted.
- (vi) Hence a new configuration is generated for the same value of α and whole process is repeated.
- (vii) An average of 10 such values of d is identified as the critical connection threshold d_c .

Fig. 5.(a) and Fig. 5.(b) illustrates the dependence of the critical connection threshold d_c on the distortion parameter α for distorted simple cubic (DSC) and distorted body-centered cubic (DBCC) lattices respectively. For the DSC lattice (see Fig. 5.(a)), the undistorted case ($\alpha = 0$) yields $d_c = 1$, equal to the lattice constant. As α increases, d_c decreases and attains a minimum value of 0.9288 at $\alpha = 0.3$, beyond

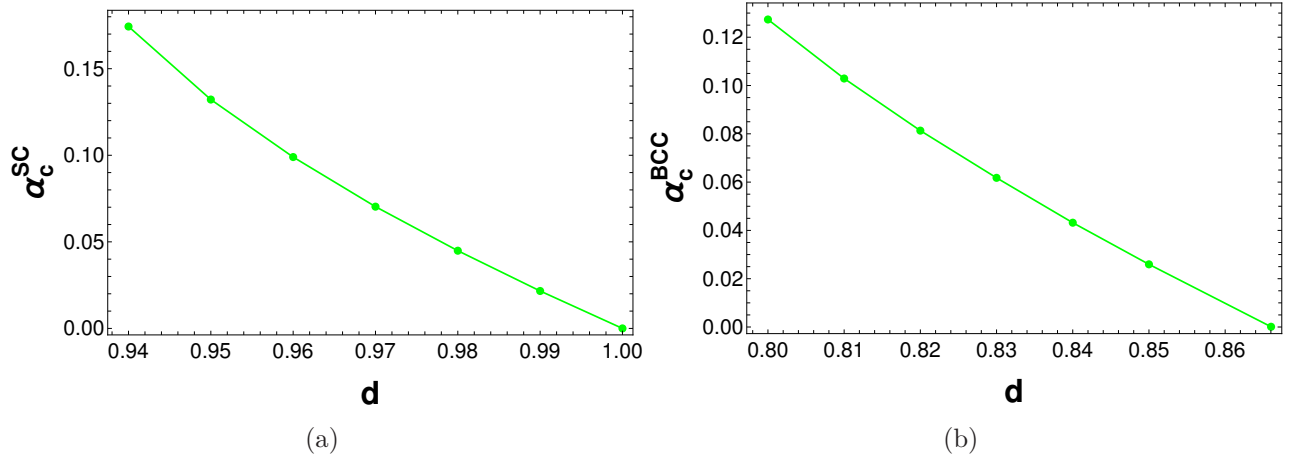


Figure 6. (a) Variation of critical distortion parameter (α_c) with connection threshold (d) for distorted SC lattice of linear size $L = 2^7$. (b) Variation of critical distortion parameter (α_c) with connection threshold (d) for distorted BCC lattice of linear size $L = 2^6$. Each data point represents an average over 1000 independent realizations. The data points are joined by lines as a guide to the eye.

which it increases monotonically. A similar behavior is observed for the DBCC lattice (see Fig. 5.(b)). At $\alpha = 0$, the critical connection threshold equals the nearest-neighbor distance of the BCC lattice, $d_c = \frac{\sqrt{3}}{2}$. With increasing distortion, d_c initially decreases, reaching a minimum value of approximately 0.7614 at $\alpha = 0.34$, and subsequently increases for larger α .

Together with our earlier results for square and triangular lattices, these findings indicate that, except for the square lattice, d_c generically exhibits a nonmonotonic dependence on lattice distortion. This behavior can be attributed to the coordination number exceeding four in these lattices. In contrast, for the square lattice, which has exactly four nearest neighbors, d_c increases monotonically with α .

6. Critical Distortion Parameter

For $d < 1$, spanning is not achieved (see Fig. 2.(a) and Fig. 2.(c)) in the absence of distortion ($\alpha = 0$). In this regime, all curves originate at a finite value of α , indicating that a minimum amount of lattice distortion is required to form a spanning cluster. This minimum distortion defines the critical distortion parameter α_c . Fig. 6.(a) and Fig. 6.(b) show the dependence of the critical distortion parameter α_c on the connection threshold d for DSC and DBCC lattices, respectively. Fig. 6.(a) and Fig. 6.(b) further demonstrate that α_c decreases monotonically with increasing d , implying that larger connection thresholds reduce the minimum distortion required to achieve global connectivity. The numerical estimation of α_c proceeds in the following manner:

- (i) To begin with, a distorted lattice is formed with a fixed value of α and d .
- (ii) All the bonds satisfying $\delta \leq d$ are occupied.

- (iii) Initially, the distortion parameter α is kept at a low value. The value is so low that spanning is not possible even though the condition (ii) is applied.
- (iv) α is now slowly increased. Spanning is checked for each value of α .
- (v) The first value of α , when spanning is obtained, is noted.
- (vi) Hence a new configuration is generated for the same value of d and whole process is repeated.
- (vii) An average of 10 such values of α is identified as the critical distortion parameter α_c .

7. Summary

We study the impact of geometric distortion on the bond percolation threshold in simple cubic and body-centered cubic lattices of lattice constant 1. The distortion is introduced while preserving the underlying lattice topology through a tunable parameter α in the following manner. The lattice sites are dislocated within a cube of length α around their regular lattice positions. As a result, the bond length δ is no longer constant. A bond can only be occupied if its length δ is less than or equal to a prescribed threshold d , called the connection threshold. Through large-scale Monte Carlo simulation and finite-size scaling analysis, we examine how the bond percolation threshold of finite and infinite lattices varies with distortion. We summarize our findings below.

- (i) As shown in Fig. 2(a) and (c), when the connection threshold is greater than the nearest-neighbor distance of the undistorted lattice ($d > 1$ for SC and $d > \sqrt{3}/2$ for BCC), the bond percolation threshold p_b starts from its established value for the corresponding regular lattice and then increases monotonically with the distortion parameter α . This implies that spanning becomes progressively more difficult as distortion increases.
- (ii) The monotonicity breaks when the connection threshold is less than the regular nearest-neighbor distance: p_b initially decreases with α , reaches a minimum, and then increases steadily, as evident from Fig. 2(a) and (c).
- (iii) When the connection threshold is equal to the regular nearest-neighbor distance ($d = 1$ for SC and $d = \sqrt{3}/2$ for BCC), a sharp rise in p_b is observed as α changes from 0 to any infinitesimal value, followed by a steady approximately linear increase.
- (iv) All these variations of p_b can be explained from the plots (in Fig. 2(b) and (d)) of the average coordination number $z_{\text{avg}}(\alpha)$, which exhibit corresponding inverse trends.
- (v) Bond percolation thresholds in the thermodynamic limit, evaluated through the intersections of the Binder cumulant, demonstrate that the finite-size effects are minimal and confirm that the variations of p_b for finite-sized lattices correctly reflect the dependence of the bond percolation threshold on distortion. The values are listed in Table 1 and highlighted in Fig. 2(a) and (c) with distinct symbol.

- (vi) To gain further insight into the mechanism of connectivity in the distorted three-dimensional lattices, we determine the critical value of the connection threshold d_c required to achieve spanning when all the allowed bonds are occupied. We find a smooth non-monotonic dependence for both lattices : an initial decline, formation of a minimum, followed by an increment, as shown in Fig. 5.
- (vii) Similarly, for connection threshold less than the regular nearest-neighbor distance, we evaluate a critical value of the distortion parameter α_c required for spanning when all the allowed bonds are occupied. Fig. 6 shows that α_c decreases steadily for both lattices.

- [1] Broadbent S and Hammersley 1957 *Mathematical Proceedings of the Cambridge Philosophical Society* **53** 629–641 ISSN 0305-0041 URL <https://www.sciencedirect.com/science/article/pii/S0370157315002008>
- [2] Stauffer D and Aharony A 1994 *Introduction to Percolation Theory* 2nd ed (London: Taylor & Francis)
- [3] Albano E V 1995 *Physica A: Statistical Mechanics and its Applications* **216** 213–226 ISSN 0378-4371 URL <https://www.sciencedirect.com/science/article/pii/037843719500015Y>
- [4] Takeuchi K A, Kuroda M, Chaté H and Sano M 2007 *Phys. Rev. Lett.* **99** 234503
- [5] Grassberger P 1983 *Mathematical Biosciences* **63** 157–172 ISSN 0025-5564 URL <https://www.sciencedirect.com/science/article/pii/0025556482900360>
- [6] Ball Z, Phillips H M, Callahan D L and Sauerbrey R 1994 *Phys. Rev. Lett.* **73**(15) 2099–2102 URL <https://link.aps.org/doi/10.1103/PhysRevLett.73.2099>
- [7] Golovina I, Lemishko S and Morozovska A 2017 *Nanoscale Research Letters* **12** 382
- [8] Banerjee A, Jana P and Mohanty P K 2025 *Phys. Rev. B* **111**(1) 014403 URL <https://link.aps.org/doi/10.1103/PhysRevB.111.014403>
- [9] Residori M, Mandal S, Voigt A and Kurzhthaler C 2025 *Phys. Rev. Res.* **7**(1) L012032 URL <https://link.aps.org/doi/10.1103/PhysRevResearch.7.L012032>
- [10] Roman H E and Croccolo F 2021 *Mathematics* **9** ISSN 2227-7390 URL <https://www.mdpi.com/2227-7390/9/23/3054>
- [11] Kalisky T and Cohen R 2006 *Phys. Rev. E* **73**(3) 035101 URL <https://link.aps.org/doi/10.1103/PhysRevE.73.035101>
- [12] Dotsenko V S, Windey P, Harris G, Marinari E, Martinec E and Picco M 1993 *Phys. Rev. Lett.* **71**(6) 811–814 URL <https://link.aps.org/doi/10.1103/PhysRevLett.71.811>
- [13] Oliveira W S, de Lima J P and Santos R R d 2025 *Phys. Rev. E* **111**(3) 034117 URL <https://link.aps.org/doi/10.1103/PhysRevE.111.034117>
- [14] Bhowmick A, Mitra S and Mohanty P K 2025 *Phys. Rev. E* **112**(4) 044129 URL <https://link.aps.org/doi/10.1103/nw6q-868p>
- [15] Saha S K, Banerjee A and Mohanty P K 2024 *Soft Matter* **20**(47) 9503–9509 URL <http://dx.doi.org/10.1039/D4SM00838C>
- [16] Mitra S, Mukherjee I and Mohanty P K 2025 *Phys. Rev. E* **112**(1) 014120 URL <https://link.aps.org/doi/10.1103/ydrf-lf7b>
- [17] Kushwaha P, Maity S, Menon A, Chelakkot R and Chikkadi V 2024 *Soft Matter* **20**(24) 4699–4706 URL <http://dx.doi.org/10.1039/D4SM00305E>
- [18] Deng Y and Blöte H W J 2005 *Phys. Rev. E* **72**(1) 016126 URL <https://link.aps.org/doi/10.1103/PhysRevE.72.016126>
- [19] Xu X, Wang J, Lv J P and Deng Y 2013 *Frontiers of Physics* **9** 113–119 ISSN 2095-0470 URL <http://dx.doi.org/10.1007/s11467-013-0403-z>
- [20] Wang J, Zhou Z, Zhang W, Garoni T M and Deng Y 2013 *Phys. Rev. E* **87**(5) 052107 URL <https://link.aps.org/doi/10.1103/PhysRevE.87.052107>
- [21] Derrida B and Stauffer D 1985 *Journal de Physique* **46** 1623–1630

- [22] Sykes M F, Glen M and Gaunt D S 1974 *Journal of Physics A: Mathematical, Nuclear and General* **7** L105 URL <https://doi.org/10.1088/0305-4470/7/9/002>
- [23] Sur A, Lebowitz J L, Marro J, Kalos M H and Kirkpatrick S 1976 *Journal of Statistical Physics* **15** 345–353
- [24] Coniglio A, Stanley H E and Klein W 1979 *Phys. Rev. Lett.* **42**(8) 518–522 URL <https://link.aps.org/doi/10.1103/PhysRevLett.42.518>
- [25] Martins P H L and Plascak J A 2003 *Phys. Rev. E* **67**(4) 046119 URL <https://link.aps.org/doi/10.1103/PhysRevE.67.046119>
- [26] Badie-Modiri A, Rizi A K, Karsai M and Kivelä M 2022 *Phys. Rev. Res.* **4**(2) L022047 URL <https://link.aps.org/doi/10.1103/PhysRevResearch.4.L022047>
- [27] Adler J 1991 *Physica A: Statistical Mechanics and its Applications* **171** 453–470 ISSN 0378-4371 URL <https://www.sciencedirect.com/science/article/pii/037843719190295N>
- [28] Baxter G J, Dorogovtsev S N, Goltsev A V and Mendes J F F 2010 *Phys. Rev. E* **82**(1) 011103 URL <https://link.aps.org/doi/10.1103/PhysRevE.82.011103>
- [29] Li M, Wang J and Deng Y 2024 *Phys. Rev. Res.* **6**(3) 033319 URL <https://link.aps.org/doi/10.1103/PhysRevResearch.6.033319>
- [30] Achlioptas D, D’Souza R M and Spencer J 2009 *Science* **323**(5920) 1453–1455
- [31] Riordan O and Warnke L 2011 *Science* **333** 322–324 URL <https://www.science.org/doi/abs/10.1126/science.1206241>
- [32] Gori G, Michelangeli M, Defenu N and Trombettoni A 2017 *Phys. Rev. E* **96**(1) 012108 URL <https://link.aps.org/doi/10.1103/PhysRevE.96.012108>
- [33] Xun Z, Hao D and Ziff R M 2021 *Phys. Rev. E* **103**(2) 022126 URL <https://link.aps.org/doi/10.1103/PhysRevE.103.022126>
- [34] Xun Z and Ziff R M 2020 *Phys. Rev. E* **102**(1) 012102 URL <https://link.aps.org/doi/10.1103/PhysRevE.102.012102>
- [35] Xun Z, Hao D and Ziff R M 2022 *Phys. Rev. E* **105**(2) 024105 URL <https://link.aps.org/doi/10.1103/PhysRevE.105.024105>
- [36] Cao L and Schwarz J M 2012 *Phys. Rev. E* **86**(6) 061131 URL <https://link.aps.org/doi/10.1103/PhysRevE.86.061131>
- [37] Barabási A L 1996 *Phys. Rev. Lett.* **76**(20) 3750–3753 URL <https://link.aps.org/doi/10.1103/PhysRevLett.76.3750>
- [38] Singh D, Agrawal D, Chatterjee A P, Kudisonga C, Heitzmann M T and Rawal A 2025 *Advanced Theory and Simulations* **8** e00580
- [39] Saberi A A 2015 *Physics Reports* **578** 1–32 ISSN 0370-1573 URL <https://www.sciencedirect.com/science/article/pii/S0370157315002008>
- [40] Souza M, Cesar Gomes Squillante L, Fernandes Mello I, Seridonio A and Gomes G 2020 *Physica A: Statistical Mechanics and its Applications* **573**
- [41] Hassan M K 2022 *Journal of Physics A: Mathematical and Theoretical* **55** 191001 URL <https://doi.org/10.1088/1751-8121/ac5fe6>
- [42] Jacobs D J and Hendrickson B 1997 *Journal of Computational Physics* **137** 346–365 ISSN 0021-9991 URL <https://www.sciencedirect.com/science/article/pii/S0021999197958095>
- [43] Zhang S, Zhang L, Bouzid M, Rocklin D Z, Del Gado E and Mao X 2019 *Phys. Rev. Lett.* **123**(5) 058001 URL <https://link.aps.org/doi/10.1103/PhysRevLett.123.058001>
- [44] Mitra S, Saha D and Sensharma A 2019 *Phys. Rev. E* **99**(1) 012117 URL <https://link.aps.org/doi/10.1103/PhysRevE.99.012117>
- [45] Mitra S, Saha D and Sensharma A 2022 *Phys. Rev. E* **106**(3) 034109 URL <https://link.aps.org/doi/10.1103/PhysRevE.106.034109>
- [46] Mitra S and Sensharma A 2023 *Phys. Rev. E* **107**(6) 064127 URL <https://link.aps.org/doi/10.1103/PhysRevE.107.064127>
- [47] Bhowmik B, Mitra S, Ziff R M and Sensharma A 2025 *Phys. Rev. E* **112**(4) 044113 URL <https://link.aps.org/doi/10.1103/8s5c-nw9z>

- [48] Newman M E J and Ziff R M 2001 *Phys. Rev. E* **64**(1) 016706 URL <https://link.aps.org/doi/10.1103/PhysRevE.64.016706>
- [49] Lorenz C D and Ziff R M 1998 *Phys. Rev. E* **57**(1) 230–236 URL <https://link.aps.org/doi/10.1103/PhysRevE.57.230>