

A Study on Multi-Class Online Fuzzy Classifiers for Dynamic Environments

Kensuke AJIMOTO

*Graduate School of Informatics
Osaka Metropolitan University
Osaka, Japan
sc23962z@st.omu.ac.jp*

Yuma YAMAMOTO

*Graduate School of Informatics
Osaka Metropolitan University
Osaka, Japan
sd24509i@st.omu.ac.jp*

Yoshifumi KUSUNOKI

*Graduate School of Informatics
Osaka Metropolitan University
Osaka, Japan
yoshifumi.kusunoki@omu.ac.jp*

Tomoharu NAKASHIMA

*Graduate School of Informatics
Osaka Metropolitan University
Osaka, Japan
tomoharu.nakashima@omu.ac.jp*

Abstract—This paper proposes a multi-class online fuzzy classifier for dynamic environments. A fuzzy classifier comprises a set of fuzzy if-then rules where human users determine the antecedent fuzzy sets beforehand. In contrast, the consequent real values are determined by learning from training data. In an online framework, not all training dataset patterns are available beforehand. Instead, only a few patterns are available at a time step, and the subsequent patterns become available at the following time steps. The conventional online fuzzy classifier considered only two-class problems. This paper investigates the extension to the conventional fuzzy classifiers for multi-class problems. We evaluate the performance of the multi-class online fuzzy classifiers through numerical experiments on synthetic dynamic data and also several benchmark datasets.

Index Terms—classification, online learning, multi-class classification, rule-based systems, non-stationary data

I. INTRODUCTION

Machine learning, especially deep learning, has dramatically developed and shown its ability to achieve human-like performance in tasks such as image recognition and natural language processing. In some tasks, such as board games, the machine learning model showed its overwhelming performance against human expert game players. Although machine learning is highly able to learn from data, there is a claim that human users of a machine learning model cannot interpret its thinking process in a way humans can understand.

Fuzzy systems are advantageous in terms of their interpretability. Unlike black-box models, such as neural networks, fuzzy systems are transparent and allow straightforward interpretation of their outputs. This is because fuzzy systems model complex systems using human-understandable rules and linguistic variables. These rules can be easily modified or updated by experts in the field, making fuzzy systems a powerful tool for decision-making and control systems. Additionally, fuzzy systems can handle imprecise and uncertain data, making them suitable for applications where data is incomplete or noisy. Overall, fuzzy systems offer a transparent

and flexible approach to modeling complex systems, making them a valuable tool in various fields.

Meanwhile, fuzzy systems can be beneficial in a dynamic environment where data generation keeps moving over time because fuzzy systems can adapt to changing data and adjust their models in real time. This kind of dynamical change in data generation is called concept drift in [1]. For example, in a control system where the input patterns are constantly changing, a fuzzy system can adjust its rules to optimize the system's performance. Additionally, fuzzy systems can handle incomplete and noisy data, often in dynamic environments. This ability allows for more robust and accurate models adapting to changing conditions. Overall, fuzzy systems are well-suited for dynamic environments because they adapt and handle uncertain data.

For two-class problems, a learning algorithm based on mathematical principles was proposed as a fuzzy classifier. Although there are researches on fuzzy classifiers for multi-class problems such as the one in [2].

Multi-class problems with more than two classes have yet to be explored for the learning algorithm. This paper considers how to handle multi-class problems by combining multiple binary fuzzy classifiers.

This paper is organized as follows: Section II describes a binary classifier along with its simple demonstration. How its interpretability is achieved is also explained. Next, multi-class classification by combining binary classifiers is addressed in Section III. Then Section IV examines the classification performance of multi-class classification by fuzzy classifiers for both static and dynamic environments. Finally, Section V summarizes this paper.

II. BINARY FUZZY CLASSIFIER

A binary fuzzy classifier considered in this paper is a classification model that takes a real-valued pattern as an input and gives a predicted class associated with the input. The predicted class is either one of the prespecified two classes. A

fuzzy classifier consists of a set of fuzzy if-then rules. There is an antecedent part and a consequent class in a fuzzy if-then rule. The antecedent part is linguistically described, allowing human users to understand the covered area in the input space.

This paper considers an n -dimensional C -class classification problem. We also assume that the input space is a unit two-dimensional space $[0, 1]^2$ without loss of generality.

A. Fuzzy if-then rule

We use the fuzzy if-then rule of the following style in this paper:

$$R_j: \text{If } \vec{x} \text{ is } \vec{A}_j \text{ then } y = c_j, j = 1, \dots, N, \quad (1)$$

where R_j is the label of the j -th fuzzy if-then rule, $\vec{x} = (x_1, \dots, x_n)$ is an n -dimensional input pattern, $\vec{A}_j = (A_{j1}, \dots, A_{jn})$ is an n -dimensional antecedent fuzzy set and c_j is a consequent real value that is equivalent to the support for a particular class (i.e., support for Class 1 or Class 2).

The n -dimensional antecedent fuzzy set is a conjunctive fuzzy set of n one-dimensional fuzzy sets. We use a product operator for the conjunction of multiple fuzzy sets.

B. Classification of an unlabeled vector

Assume we have constructed a fuzzy classifier with N fuzzy if-then rules shown in the last subsection. The class of an input pattern \vec{x} is predicted by the fuzzy classifier using the following classification rule:

$$\vec{x} \text{ is } \begin{cases} \text{Class 1,} & \text{if } \sum_{j=1}^N \mu_j(\vec{x}) \cdot c_j \geq 0, \\ \text{Class 2,} & \text{otherwise,} \end{cases} \quad (2)$$

where $\mu_j(\vec{x})$ is the membership value of the input pattern \vec{x} for the n -dimensional fuzzy set \vec{A}_j in R_j . As the conjunction is defined by a product operator, $\mu_j(\vec{x})$ is calculated as follows:

$$\mu_j(\vec{x}) = \prod_{i=1}^n \mu_{ji}(x_i), \quad (3)$$

where $\mu_{ji}(x_i)$ is the membership value of the i -th feature value for the fuzzy set A_{ji} . A_{ji} is a fuzzy set for the i -th feature and is assumed to be linguistically understandable such as *small* and *large*. Human users can choose the shape of the membership function. This paper uses a triangular shape for the membership function. Fig. 1 shows the triangular membership functions with various splittings of a feature.

C. Interpretability

By definition, fuzzy if-then rules explain how to classify an input pattern. We can interpret the classification process inside the fuzzy classifier because fuzzy rules contain linguistic fuzzy sets in their antecedent part. However, when there are many fuzzy if-then rules in the fuzzy classifier, it is difficult for us to check all the fuzzy if-then rules. In this case, picking up only a few fuzzy if-then rules important for classification is necessary to understand the process.

We can see from (2) that fuzzy rules with a large absolute value of c_j greatly influence the class decision. In other words,

the fuzzy if-then rule R_j with the maximum value of c_j are representative rules for their corresponding class. If c_j is positive, the fuzzy if-then rules contribute to Class 1. Similarly, if c_j is negative and takes the minimum value, the rule R_j is representative of Class 2.

D. Example of classification

This subsection describes an example of how to predict the class of an unlabeled input pattern. Let us assume that we have generated four fuzzy if-then rules in (1) for a two-dimensional classification problem. The fuzzy sets shown in Table I are used for the antecedent fuzzy sets of fuzzy if-then rules. In this example, we assign a random number with each of the antecedent fuzzy sets as shown in Fig. 2 to generate four fuzzy if-then rules. We show how to predict the class of an input pattern $\vec{x} = (x_1, x_2) = (0.2, 0.4)$, which is unlabeled. In this case, the membership value of the input pattern for each fuzzy if-then rule is calculated as in Table II. The predicted class of the input pattern is Class 1 according to the classification rule in (2) because the total sum of the product between the membership value and the consequent value is positive.

Using the four fuzzy if-then rules in Table II, the classification boundary generated by the binary fuzzy classifier is drawn in the input space in Fig. 3. From Fig. 3, we can see that the example input pattern $(0.2, 0.4)$ falls in the area of Class 1.

III. MULTI-CLASS ONLINE CLASSIFICATION

The fuzzy classifier in Section II is binary; Thus, it can be only applied to two-class problems. This section describes how to use binary classifiers and accommodate multiple classes. There are known schemes such as One-vs-the-Rest (OvR) and One-vs-One (OvO) that extend binary classifiers to multi-class classification [3]–[5]. This section explains these schemes.

A. One-vs-the-Rest Scheme

The OvR scheme uses C binary classifiers for a C -class problem. Each of the C classifiers focuses on only one class. Thus, it distinguishes between the class it represents and all the other classes. For instance, a binary classifier for Class 1,

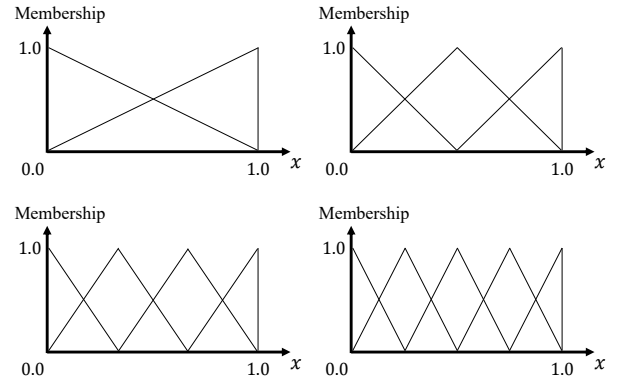


Fig. 1. Triangular membership functions.

denoted as f_1 , is expected to output a positive value for Class 1 input patterns and a negative value for the other classes. The classifier with the highest output among all binary classifiers determines the overall classification result of input patterns.

B. One-vs-One Scheme

The OvO scheme uses $C(C-1)/2$ binary classifiers for a C -class problem. Each classifier engages in the classification between only two different classes. For example, a binary classifier for Class 1 and 2, denoted as $f_{1,2}$, uses only Class 1 and Class 2 data for training. Thus, it sorts any input patterns into either Class 1 or Class 2 and never classifies them as any other classes. The final classification result is determined by voting among the binary classifiers. Therefore, the class that receives the most votes from the classifiers is the overall classification result. If there is a tie, the result is a randomly selected class from those with the highest votes.

C. Online Learning

Online learning [6] is one of the crucial aspects of machine learning research that enables the adaptive development of models during training. In contrast to common batch learning, where a model is trained on a fixed set of data, online learning allows models to learn and adapt to new data as it becomes available. This is especially important in fields where data is constantly changing, such as finance, healthcare, and e-commerce. Online learning also enables models to learn from their own mistakes, making them more accurate over time. It can also improve efficiency by reducing the need for retraining models on large datasets, as updates can be made incrementally. Overall, online learning plays a vital role in the development of machine learning models that can continuously improve and adapt to real-world data. An online fuzzy classification system was proposed in [7] where fuzzy rules are iteratively generated. In [8], Nakashima and Sumitani proposed online learning based on Confidence-Weighted learning [9] for the binary fuzzy classifier. Although confidence-

TABLE I
AN EXAMPLE OF ANTECEDENT PARTS.

	x_1	x_2
Rule 1	<i>small</i>	<i>small</i>
Rule 2	<i>small</i>	<i>large</i>
Rule 3	<i>large</i>	<i>small</i>
Rule 4	<i>large</i>	<i>large</i>

	x_1	x_2	c_j
R_1			0.8
R_2			-0.2
R_3			-0.4
R_4			-0.7

Fig. 2. Generated four fuzzy if-then rules in the example.

TABLE II
CALCULATION OF MEMBERSHIP VALUES.

j	$\mu_{j1}(x_1)$	$\mu_{j2}(x_2)$	$\mu_j(\vec{x})$	c_j	$\mu_j(\vec{x}) \cdot c_j$
1	0.8	0.6	0.48	0.8	0.384
2	0.8	0.4	0.32	-0.2	-0.064
3	0.2	0.6	0.12	-0.4	-0.048
4	0.2	0.4	0.08	-0.7	-0.056
Total					0.216

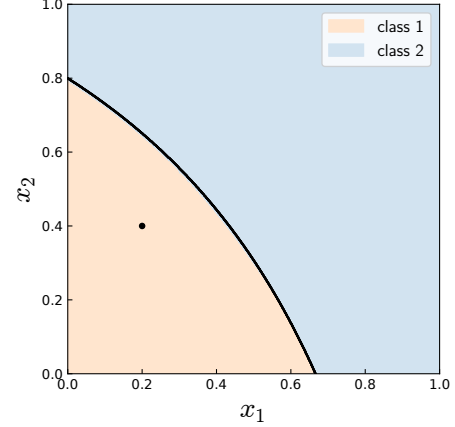


Fig. 3. Generated boundary by the example fuzzy classifier.

weighted learning is powerful, there is a disadvantage: it is not robust against noise. This paper considers applying Passive-Aggressive (PA) [10] learning instead. PA is another online learning method that is robust against noise. Wang et al. [11] introduced PA learning in constructing a fuzzy system. Their proposed method assigns a weight for each input pattern, and the weights are adjusted using PA. This paper employs PA for adjusting the consequent weights in the similar manner as [8]. We have conducted preliminary experiments where PA learning is compared with CW learning for a binary linear classifier. As PA learning performed better than CW learning, we use PA learning in the experiments of this paper.

The classification rule in (2) suggests that the linear combination of membership values determines the predicted class of an input pattern. Thus, we can apply the Passive-Aggressive learning mechanism to the linear combination of the membership values. Let us assume that the binary fuzzy classifier is to be trained using a training input pattern \vec{x} from Class y ($y = -1$ or 1). PA updates the consequent values (i.e., $\vec{c} = (c_1, \dots, c_N)$ in (2)) with membership values $\vec{\mu}(\vec{x}) = (\mu_1(\vec{x}), \dots, \mu_N(\vec{x}))$ by the following equation:

$$\vec{c}^{\text{new}} = \vec{c}^{\text{old}} + \frac{l(\vec{\mu}(\vec{x}), y, \vec{c}^{\text{old}})}{\|\vec{\mu}(\vec{x})\|^2} \cdot y \cdot \vec{\mu}(\vec{x}), \quad (4)$$

where $l(\cdot)$ is a hinge loss function defined as follows:

$$l(\vec{\mu}(\vec{x}), y, \vec{c}) = \begin{cases} 0, & \text{if } y \cdot (\vec{c} \cdot \vec{\mu}(\vec{x})) \geq 1, \\ 1 - y \cdot (\vec{c} \cdot \vec{\mu}(\vec{x})), & \text{otherwise.} \end{cases} \quad (5)$$




Fig. 4. Don't Care membership function.

The overall procedure of the online learning is as in Algorithm 1.

IV. NUMERICAL EXPERIMENTS

In this section, we conduct experiments on static problems using some datasets and dynamic problems using synthetic data to verify the classification performance and interpretability of the proposed method.

A. Small number of antecedent fuzzy sets

If each axis is divided into m fuzzy sets, the number of generated fuzzy if-then rules is m^n . Thus, the number of the generated fuzzy if-then rules exponentially increases as the number of dimensions increases. The significant increase in fuzzy if-then rules leads to intractably long computation time.

In order to remedy this problem, in addition to triangular membership functions in Fig. 1, we introduce Don't Care (DC). The membership function of DC is rectangular where the output value is always 1, as shown in Fig. 4.

The numerical experiments in this paper limit the number of fuzzy sets used in a single fuzzy if-then rule to two at most. In contrast, the other axes use DC instead; thus, these DC axes can be ignored in interpreting the fuzzy if-then rule. Therefore, for an n -dimensional problem, $m^2 \cdot \binom{n}{2} + m \cdot \binom{n}{1} + \binom{n}{0} = m^2 \cdot \frac{n(n-1)}{2} + m \cdot n + 1$ rules are generated, which is far smaller than m^n rules. It should be noted that for two-dimensional problems, we will not limit the number of fuzzy sets in the antecedent part of fuzzy if-then rules. Thus, the number of fuzzy sets is always two in this case.

B. Static Problems

In this subsection, we perform benchmark tests using several datasets. Table III shows the datasets used and their characteristics. Note that the input patterns are normalized in all datasets beforehand so that the input space is a two-dimensional unit space $[0, 1]^2$. We generate fuzzy if-then rules as described

in Subsection IV-A. The number of partitions for each axis is set to $m = 3$. In addition to the fuzzy classifiers, we compare with PA (for non-fuzzy binary classification) and delta learning (non-fuzzy Widrow-Hoff learning) extended to multi-class classification using OvR and OvO. PA and delta learning classifiers are both based on linear classifiers, and bias terms are employed in PA and delta learning to enhance classification performance. Table IV shows the accuracy and required computational time for one epoch of online learning. The accuracy refers to the correct classification rate on test data measured by stratified 10-fold cross-validation. The time shows the computation time required for performing stratified 10-fold cross-validation. Since delta learning requires determining the learning rate, a part of the training data is used for this purpose.

1) *Performance*: In terms of classification performance, for both OvR and OvO, the fuzzy classifier shows better results than delta learning across all datasets. However, there was no significant difference in accuracy compared to PA. Also, there was not much difference between OvR and OvO for the fuzzy classifier.

Regarding the learning time, the fuzzy classifier is significantly inferior to other algorithms, especially in problems with high dimensionality. However, by parallelizing the calculation of the fuzzy classifier's membership values, there is a possibility to shorten the learning time. Also, when comparing OvR and OvO, OvO has a shorter computation time. Although OvO has more binary classifiers constituting the classifier, it skips learning for classifiers that are irrelevant to the class of the input training patterns, resulting in a reduction in the number of learnings for OvO. The speedup of computational time is not the focus of this paper this is left for future research.

2) *Interpretability*: Here, we show the interpretation of the resultant fuzzy classifier by observing the consequent real value c of the fuzzy classifier after training on the iris dataset. In one of the 10-fold cross-validations, we focus on one of the OvR classifiers, $f_{versicolor}$. The rule with the largest c was *If petal length is medium and petal width is medium*, and the rule with the smallest was *If petal width is large*. As shown in section II-C, rules with large absolute values of c highly contribute to the class determination. Therefore, it can be interpreted that $f_{versicolor}$ learned to emphasize these rules.

The scatter plot matrix corresponding to these rules is shown in Fig. 5. The region of the rule with a large value of c had a lot of versicolor data, and the region of the rule with a small value had a lot of virginica. This trend was the same for the top 5 rules with large and small values. Hence, $f_{versicolor}$, which distinguishes versicolor from the other classes, contributes greatly to the identification of non-versicolor classes, especially the rules of the region where virginica existed. The distribution of the virginica data matches the area covered by a rule with a large consequent value. Therefore, it is considered that the value of c of the rules in the region where virginica data exist is particularly small so that virginica can be correctly identified (i.e., as "the rest"). Similarly, in OvO, it is also possible to check which rules are

Algorithm 1 Online learning

Require: Dataset, Fuzzy partition of an input space

- 1: $t \leftarrow 1$
 - 2: **loop**
 - 3: Initialize a fuzzy classifier with \vec{c}_t
 - 4: Draw a labeled input pattern from a dataset
 - 5: Update the fuzzy classifier $\vec{c}_{t+1} \leftarrow \vec{c}_t$ by (4)
 - 6: $t \leftarrow t + 1$
 - 7: **end loop**
-

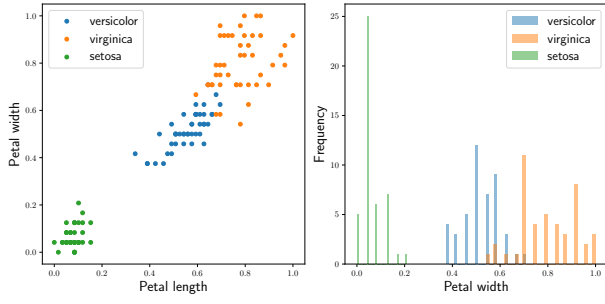


Fig. 5. Distributions of petal length and petal width of the iris dataset.

prioritized in distinguishing between classes a and b using the consequent real value of the binary classifier $f_{a,b}$.

3) *Summary*: Classification performance and interpretability are in a trade-off relationship [2]. It has been confirmed from the experimental results that the fuzzy classifier has a classification performance superior to delta learning and comparable to PA. Nevertheless, by using the fuzzy rules and their consequent real value, it is possible to interpret the model. In other words, the fuzzy classifier is a model that has acquired interpretability while maintaining good classification performance.

C. Dynamic Problems

For dynamic problems, numerical experiments are conducted on synthetic data to see if the proposed method can handle problem environments that change over time. Using each of the OvR and the OvO schemes described in section III, we extend the fuzzy classifier to multi-class classification to train a two-dimensional, three-class problem in which the problem environment dynamically changes over time. We use three fuzzy sets for each axis for all classifiers in this subsection. The membership functions used in the experiments of this section are triangular as shown in Fig. 1. An overview of the area covered in two-dimensional space by the rules generated from the three membership functions for each axis is shown in Fig. 6. As described in Subsection II-C, the fuzzy if-then rules with a high consequent real value are essential in the classification process. Considering this, this subsection investigates whether the classifiers can learn under a dynamic environment by following the transition of class distributions while adapting the rule. We also want to observe whether the most important

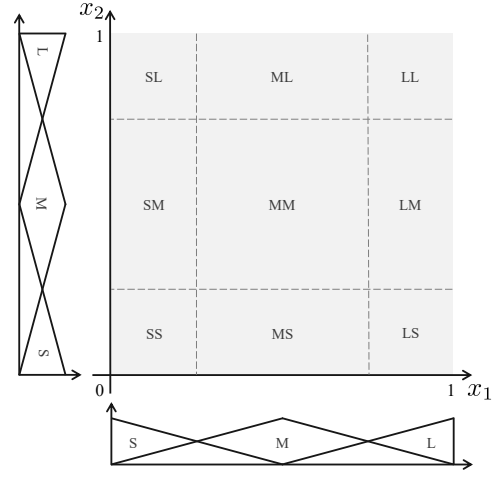


Fig. 6. An overview of the area covered by the rules generated from the three-partition membership functions.

rule (i.e., the rule with the maximum consequent real value) for each class follows the transition of the class distributions. Three classes follows a two-dimensional Gaussian with a mean $(\frac{2-\sqrt{2}}{4}, \frac{2-\sqrt{2}}{4})$, $(0.5, 0.5)$, $(\frac{2+\sqrt{2}}{4}, \frac{2+\sqrt{2}}{4})$, respectively, and a diagonal covariance matrix with $(0.1, 0.1)$ on its diagonal.

During the experiments, training patterns are generated randomly from one of the three Gaussian distributions. The class label of the training pattern is first randomly picked up every time a training pattern is generated (i.e., the class appearance ratio is equal). The input pattern of the training pattern is generated using the Gaussian of the selected class. The class distributions move during the experiments to make the problem dynamic. The initial mean vectors for Class 1 and Class 3 are set so that the positions of the two classes are symmetric relative to the rotation center $(0.5, 0.5)$. We carefully consider the position of the means so that they do not go outside the unit space $[0, 1]^2$, as the unit space is the domain in this experiment. Fig. 7 shows the initial setup of the means of Class 1 and Class 3. We also show the rotation direction of Class 1 and Class 3 by two red curved arrows. It should be noted that the points of Class 1–3 are only to show the concept of the dynamic environment. In the actual experiments, we incrementally generate only a few training patterns from the corresponding Gaussian distributions, and the training patterns are abandoned right after they are used for training fuzzy classifiers: The generated training patterns are never used again for training.

Numerical experiments are conducted as follows:

- Step. 1 Generate a prespecified number of training patterns from the current Gaussian distributions.
- Step. 2 Training on the generated patterns.
- Step. 3 After all patterns are given, all mean points of all classes are rotated 1 degree counterclockwise around a prespecified center point.

The procedure described above is repeated until the point when the distribution of each class has rotated 360 degrees. In this

TABLE III
DATASET CHARACTERISTICS

Dataset	Instance	Class	Dim
Speaker accent recognition [12]	5473	5	10
Crabs [13]	200	5	4
Glass identification [12]	214	7	9
Iris [12]	150	3	4
Page blocks classification [12]	5473	5	10
Seeds [12]	210	3	7
Wine [12]	178	3	13

TABLE IV
PERFORMANCE COMPARISON OF FUZZY CLASSIFIER, PA, AND DELTA LEARNING ON BENCHMARK DATASETS

dataset	Fuzzy(OvR)	Fuzzy(OvO)	PA(OvR)	PA(OvO)	Delta(OvR)	Delta(OvO)
Speaker accent recognition						
accuracy (%)	52.36 \pm 10.98	50.80 \pm 13.88	41.63 \pm 15.96	41.63 \pm 16.58	25.76 \pm 7.32	45.15 \pm 3.33
time (s)	314.82 \pm 1.68	267.50 \pm 0.97	1.94 \pm 0.71	1.67 \pm 0.82	2.47 \pm 0.87	2.44 \pm 0.92
Crabs						
accuracy (%)	45.29 \pm 10.09	40.66 \pm 6.16	28.66 \pm 4.82	32.61 \pm 6.56	25.00 \pm 0.00	29.5 \pm 4.38
time (s)	12.90 \pm 1.21	9.96 \pm 1.24	0.76 \pm 0.67	0.68 \pm 0.67	1.04 \pm 0.67	1.04 \pm 0.70
Glass identification						
accuracy (%)	53.70 \pm 11.31	57.40 \pm 10.84	44.89 \pm 3.52	46.73 \pm 4.85	27.73 \pm 6.93	43.27 \pm 2.20
time (s)	109.76 \pm 0.77	96.90 \pm 1.67	1.32 \pm 0.68	1.27 \pm 0.71	1.85 \pm 0.66	1.71 \pm 0.81
Iris						
accuracy (%)	96.67 \pm 4.71	96.67 \pm 4.71	82.67 \pm 7.83	92.67 \pm 5.84	70.67 \pm 8.43	89.33 \pm 12.25
time (s)	4.17 \pm 0.84	2.85 \pm 0.80	0.49 \pm 0.66	0.41 \pm 0.65	0.59 \pm 0.67	0.47 \pm 0.67
Page blocks classification						
accuracy (%)	92.93 \pm 0.57	93.38 \pm 0.40	92.09 \pm 0.51	91.94 \pm 0.86	87.90 \pm 2.77	81.26 \pm 3.02
time (s)	2471.10 \pm 3.99	1977.97 \pm 9.46	12.42 \pm 0.77	10.37 \pm 0.81	20.46 \pm 0.68	17.13 \pm 0.76
Seeds						
accuracy (%)	89.48 \pm 8.03	88.05 \pm 8.75	91.38 \pm 8.04	91.88 \pm 7.78	75.71 \pm 7.92	82.86 \pm 16.06
time (s)	23.98 \pm 1.17	16.01 \pm 1.04	0.68 \pm 0.65	0.55 \pm 0.66	0.92 \pm 0.68	0.67 \pm 0.70
Wine						
accuracy (%)	97.75 \pm 2.91	96.63 \pm 3.91	96.67 \pm 7.03	92.12 \pm 7.52	92.78 \pm 10.49	72.78 \pm 9.96
time (s)	105.90 \pm 1.49	71.34 \pm 1.31	0.90 \pm 0.66	0.79 \pm 0.67	1.16 \pm 0.69	0.90 \pm 0.71

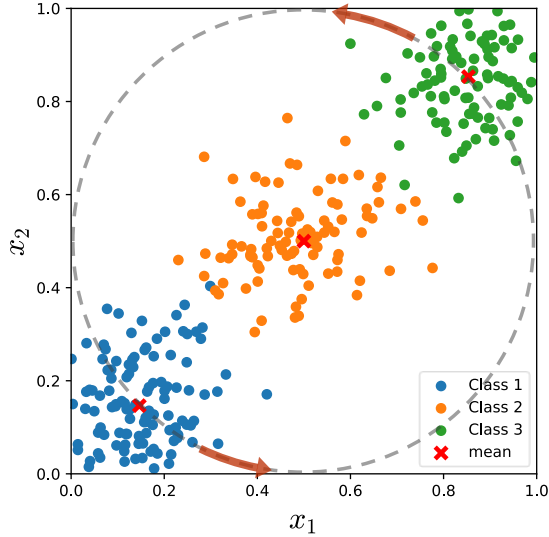


Fig. 7. The initial setup of three classes for a dynamic problem.

experiment, the number of training patterns generated in Step 1. is set to 10. Thus, the total number of training patterns generated is 3600. The center of rotation in Step 3. is set to (0.5, 0.5). Considering the above, this experiment investigates whether the classifiers are able to learn by following the movement of the Gaussian distributions by observing the change in the maximum c each classifier has at each time.

1) *OvR scheme*: The changes in rule with the maximum and minimum consequent real value c of f_1 when trained with the OvR scheme are shown in Fig. 8. The horizontal axis t of the graph represents the time and the vertical axis the rule. The blue line shows the rule with the maximum c and the grey line shows the rule with the minimum c . Focusing on the blue line, it can be read that the transition starts from rule SS

and circles around the outer circumference counterclockwise in Fig. 8 until it finally reaches rule SM. When $t = 45$, for example, the center of Class 1 distribution rotates 45 degrees counterclockwise, and therefore its mean is located in the area of rule MS shown in Fig. 6. From Fig. 8, it can also be seen that the rule with the maximum c at $t = 45$ is rule MS. In this way, by examining the consequent real value c of the classifier, it is possible to reveal the rule that the classifier attaches importance to at that time.

2) *OvO scheme*: As an example, check the change in the consequent real value c of the $f_{1,3}$. Similar to OvR, Fig. 9 shows the maximum and minimum change in c at each time. The blue line indicates Class 1 and the green line indicates Class 3. The classifier shown here replaces Class 2 in (2) with Class 3. From Fig. 9, it can be observed that both Class 1 and 3 transition around the outer circumference of Fig. 6, which indicates that the classifier is able to learn following the movement of the distributions. It was confirmed that the remaining $f_{1,2}$ and $f_{2,3}$ could also learn to follow changes in the distributions in the same way.

3) *Summary*: In these experiments, the classification accuracy is about 97.5% for both OvR and OvO. We also showed that in both schemes it is possible to reveal the rules that are important to the classifier during learning. However, there are also times when the classifier still focuses on the area where the mean was located in the past, as seen for example in $110 \leq t \leq 150$. This may reduce interpretability. We suggest that this concern could be addressed by gradually adjusting the consequent real values c closer to 0 (i.e. forgetting the past) in order to reduce the learning influences of the past.

V. CONCLUSIONS

In this paper, a binary online learning fuzzy classifier was extended to multi-class classification by using OvR and

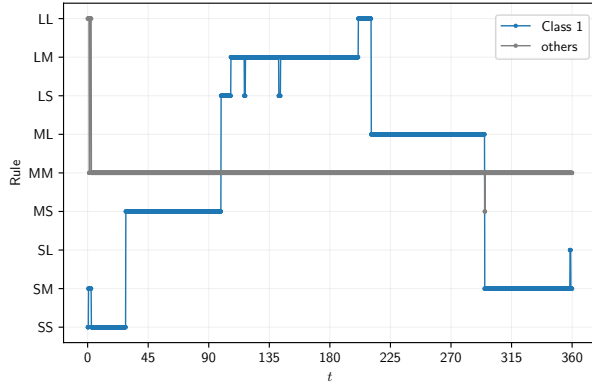


Fig. 8. Transitions of the important rules in f_1 .

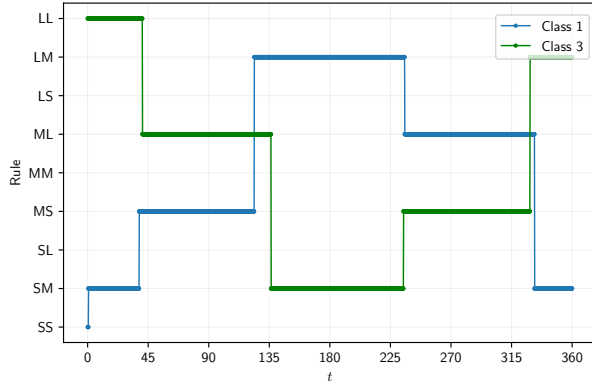


Fig. 9. Transitions of the important rules in $f_{1,3}$.

OvO schemes. Experiments on the static problem using several benchmark datasets confirmed that the proposed method achieves comparable classification performance to multi-class Passive-Aggressive classifiers using OvR and OvO. Experiments on the dynamic problem using synthetic data confirmed that the proposed method is able to learn multiple distributions that move over time and follow their changes. In each experiment, it was also shown that the classifier can be interpreted

by examining the fuzzy if-then rules. During the experiments, we observed some perturbation of the important rules. This was caused because the learning results of the fuzzy if-then rules remains even if they are obsolete after changing the class distribution moves away from the covered area by the fuzzy if-then rules. Future work includes investigating whether it is possible to improve interpretability in dynamic problems by forgetting past learning.

REFERENCES

- [1] J. Lu, A. Liu, F. Dong, F. Gu, J. Gama and G. Zhang, "Learning under Concept Drift: A Review," *IEEE Transactions on Knowledge and Data Engineering*, vol. 31, no. 12, pp. 2346–2363, 2019.
- [2] H. Ishibuchi, T. Nakashima, and M. Nii, *Classification and Modeling with Linguistic Information Granules*, Springer-Verlag, Berlin, Heidelberg, 2004.
- [3] F. Peter, *Machine Learning: The Art and Science of Algorithms That Make Sense of Data*, Cambridge University Press, New York, USA, 2012.
- [4] C. M. Bishop, *Pattern Recognition and Machine Learning (Information Science and Statistics)*, Springer-Verlag, Heidelberg, Berlin, Germany, 2006.
- [5] M. Galar, A. Fernández, E. Barrenechea, H. Bustince and F. Herrera, "An Overview of Ensemble Methods for Binary Classifiers in Multi-Class Problems: Experimental Study on One-vs-One and One-vs-All Schemes," *Pattern Recognition*, vol. 44, issue 8, pp. 1761–1776, 2011.
- [6] L. Bottou and Y. Cun: "Large Scale Online Learning," *Proc. of the 16th International Conference on Neural Information Processing Systems*, pp. 217–224, 2003.
- [7] P. Angelov and X. Zhou, "Evolving Fuzzy-Rule-Based Classifiers From Data Streams," *IEEE Transactions on Fuzzy Systems*, vol. 16, no. 6, pp. 1462–1475, 2008.
- [8] T. Nakashima and T. Sumitani, "A Construction Method of Fuzzy Classifiers Using Confidence-weighted Learning," *Procedia Computer Science*, vol. 22, pp. 460–466, 2013.
- [9] M. Dredze, K. Crammer, and F. Pereira, "Confidence-Weighted Linear Classification," *Proceedings of the 25th international conference on Machine learning*, pp. 264–271, 2008.
- [10] K. Crammer, O. Dekel, J. Keshet, S. Shalev-Shwartz and Y. Singer, "Online Passive-Aggressive Algorithms," *Journal of Machine Learning Research*, vol. 7, pp. 551–585, 2006.
- [11] L. Wang, H. Ji and Y. Jin, "Fuzzy Passive-Aggressive Classification: A Robust and Efficient Algorithm for Online Classification Problems," *Information Sciences*, vol. 220, pp. 46–63, 2013.
- [12] M. Kelly, R. Longjohn and K. Nottingham, "The UCI Machine Learning Repository," UC Irvine Machine Learning Repository. <https://archive.ics.uci.edu> (accessed on Jan. 11, 2024).
- [13] Wolfram Research, "Sample Data: Crab Measures," 2016, Distributed by Wolfram Data Repository. <https://doi.org/10.24097/wolfram.70344.data> (accessed on Jan. 11, 2024).