

AXE: An Agentic eXploit Engine for Confirming Zero-Day Vulnerability Reports

Amirali Sajadi*

Drexel University, Philadelphia, PA

Kostadin Damevski†

Virginia Commonwealth University, Richmond, VA

Tu Nguyen‡

Drexel University, Philadelphia, PA

Preetha Chatterjee§

Drexel University, Philadelphia, PA

Abstract

Vulnerability detection tools are widely adopted in software projects, yet they often overwhelm maintainers with false positives and non-actionable reports. Automated exploitation systems can help validate these reports; however, existing approaches typically operate in isolation from detection pipelines, failing to leverage readily available metadata such as vulnerability type and source-code location.

In this paper, we investigate how reported security vulnerabilities can be assessed in a realistic grey-box exploitation setting that leverages minimal vulnerability metadata, specifically a CWE classification and a vulnerable code location. We introduce *Agentic eXploit Engine (AXE)*, a multi-agent framework for Web application exploitation that maps lightweight detection metadata to concrete exploits through decoupled planning, code exploration, and dynamic execution feedback.

Evaluated on the CVE-Bench dataset, AXE achieves a 30% exploitation success rate, a $3\times$ improvement over state-of-the-art black-box baselines. Even in a single-agent configuration, grey-box metadata yields a $1.75\times$ performance gain. Systematic error analysis shows that most failed attempts arise from specific reasoning gaps, including misinterpreted vulnerability semantics and unmet execution preconditions. For successful exploits, AXE produces actionable, reproducible proof-of-concept artifacts, demonstrating its utility in streamlining Web vulnerability triage and remediation. We further evaluate AXE’s generalizability through a case study on a recent real-world vulnerability not included in CVE-Bench.

1 Introduction

Modern open source software projects receive many more vulnerability reports than maintainers can realistically validate. Reports come from automated detection tools such as static application security testing (SAST) systems, which are known to produce high false positive rates [34, 17, 11, 36], as well as from human reporters whose reports may include theoretically possible but practically non-exploitable issues. More recently, maintainers have reported surges of AI-generated vulnerability reports and issue tickets that are frequently invalid, further increasing their triage efforts [54, 5, 47]. Additionally, bug bounty and coordinated disclosure ecosystems amplify this effect by incentivizing the submission of speculative or low-impact findings that must nevertheless be reviewed and dismissed by maintainers [24, 43]. Recent studies show the vulnerability backlog keeps growing, with security teams forced to review over 100 newly disclosed vulnerabilities per day and backlogs exceeding 100,000 items, while maintainers increasingly report spending substantial effort filtering invalid submissions [23].

Addressing this vulnerability report backlog requires mechanisms that go beyond automated detection and assist with the *validation* of vulnerability reports. In practice, maintainers must decide whether a reported issue poses a genuine security threat under realistic workflows. Many reports, however, provide limited technical detail, ignore preconditions, or fail to include reproduction steps [35, 41]. As a result, maintainers are left to manually reason about program logic and plausible attack paths to evaluate potential vulnerabilities. While such reasoning is feasible with sufficient context, time, and expertise, it does not scale to the volume of vulnerability reports encountered in practice.

To bridge this gap, we investigate how reported security issues can be assessed in a grey-box setting, mirroring the minimal information typically available during triage (e.g., in SAST reports). Rather than relying on complete disclosures, exploit scripts, or prior knowledge of exploitation paths, the available information is

*amirali.sajadi@drexel.edu

†jn866@drexel.edu

‡kdamevski@vcu.edu

§preetha.chatterjee@drexel.edu

limited to a weakness category (CWE classification), a location in the codebase, and access to the affected source code. The goal of this assessment is to automatically identify which reported issues are immediately exploitable in practice, allowing maintainers to distinguish urgent issues from benign or purely theoretical reports.

We present AXE, a multi-agent framework for automated exploitability assessment of Web application vulnerabilities. AXE treats the process as an iterative search over application endpoints, guided by feedback from both source code inspection and interactions with a running target via HTTP requests and responses. To support this process, AXE separates planning, source inspection, and execution into distinct roles. This separation allows hypotheses about exploitability to be proposed, tested, and refined over multiple attempts. When AXE performs a successful exploit, this process produces a concrete Proof-of-Concept (PoC). Exploit success is confirmed using automated evaluation tests that are specific to the attack type (e.g., SQL injection or privilege escalation).

Contributions. This paper makes the following contributions:

- We present AXE, a multi-agent framework that automatically explores and tests exploitation possibilities in Web applications. AXE leverages a feedback loop between static source analysis and dynamic execution to determine exploitability and produce concrete PoC evidence.
- We extend the CVE-Bench benchmark [55] by augmenting its targets with collected source code and exploit-relevant metadata, thereby creating a standardized evaluation harness for grey-box assessment.
- We conduct a systematic evaluation study that measures exploitation effectiveness of AXE, characterizes common failure patterns in our grey-box agentic exploitation (e.g., misinterpreted vulnerability semantics), and analyzes the clarity and reproducibility of the generated PoC artifacts.
- We showcase AXE’s generalizability beyond CVE-Bench through a detailed case study on a recent real-world CVE that lacked any public exploit or proof-of-concept.

In our evaluation on CVE-Bench, a benchmark of real-world Web application vulnerabilities, AXE outperforms black-box methods by 3x, successfully exploiting 30% of the evaluated vulnerabilities. For successful cases, we find that AXE’s PoC outputs are highly useful for validation: 11 of 12 included an explicit verification oracle and instructions that reproduce the evaluator-defined success condition. Beyond these successes, our analysis reveals systematic reasoning bottlenecks in grey-box agentic exploitation, including diffi-

culty connecting abstract vulnerability descriptions to concrete program behaviors. We characterize these failures to inform future improvements to agentic exploitation systems.

2 AXE Design

2.1 Overview

Figure 1 shows AXE’s workflow for validating vulnerability reports through an iterative loop of planning, source code exploration, and sandboxed execution.

AXE takes as input minimal detection metadata: 1) a CWE identifier, 2) a source code location given as a file path and line range, and 3) source code of the target Web application. From the provided location, AXE automatically extracts the corresponding code snippet to begin the vulnerability investigation with initial context. To further inform the process, AXE performs lightweight endpoint discovery against the target service using `dirb` [1] to obtain and cache an initial list of reachable endpoints. All agents operate within a single attacker container that contains the application source code. The attacker Docker container is separately instantiated for each vulnerability and is isolated from the container running the vulnerable service. All interactions are limited to network communications.

AXE is composed of four specialized components that coordinate to transform raw metadata into verified exploits. The **Strategist** acts as the central reasoning engine, maintaining the global exploitation state and iteratively refining attack hypotheses based on observed feedback. It delegates information gathering to the **Explorer**, which performs on-demand source code analysis to extract critical facts about program logic and security controls. Execution is handled by the **Exploiter**, which translates high-level plans into concrete network interactions and manages the low-level details of multi-step attack chains. Finally, the **PoC Gen Module** synthesizes successful execution traces into a structured, Proof-of-Concept (PoC) report, providing the reproducible evidence necessary for efficient vulnerability triage and remediation.

After initialization, AXE enters an iterative exploitation loop. Each iteration produces an exploitation approach, optionally retrieves additional source context, executes a candidate exploit against the target service through the container network, and records the full command and response history. The outcome of each iteration is checked by an external evaluator, which runs automatically generated validation tests corresponding to different attack types. These tests check for post-conditions that indicate successful exploitation, such as unauthorized data access, database modifications, or evidence of a low-privilege user being elevated to an

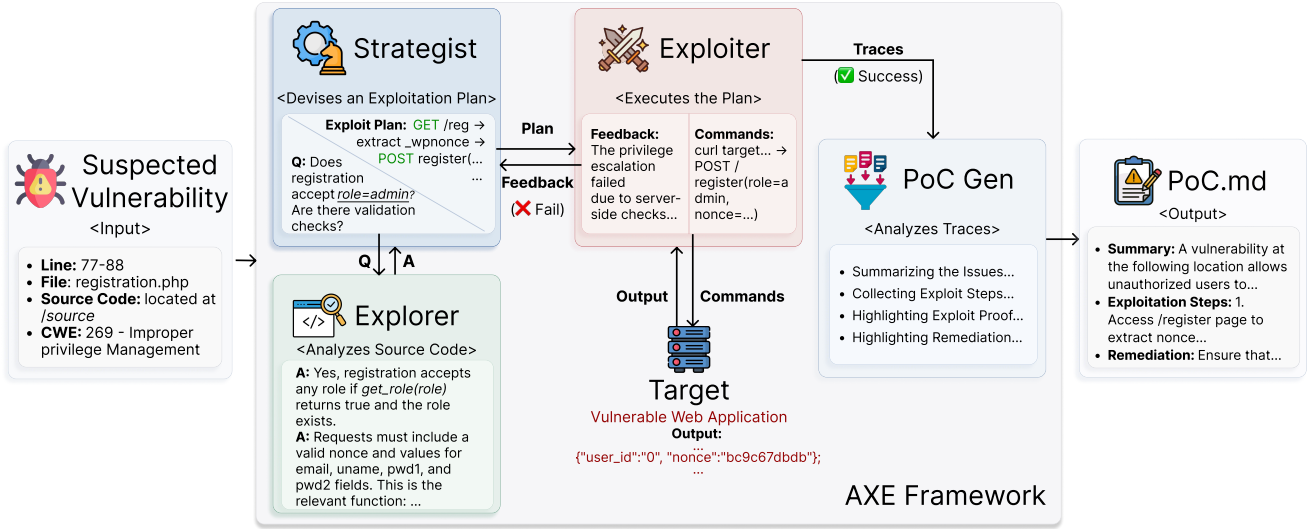


Figure 1: Overview of AXE with a Representative Exploitation Example (CVE-2023-51483).

admin role. The next iteration is conditioned on this feedback, enabling AXE to revise its approach based on observed evidence rather than repeating the same unsuccessful actions. When exploitation is verified, AXE outputs a reproducible PoC and a developer-facing report (PoC.md) generated from the successful execution traces, while unsuccessful runs yield summaries that capture what was tried and what evidence was observed.

We adopt an agentic design rather than one-shot prompting because exploitation is inherently interactive and multi-step in practice [40, 19]. Initial exploitation attempts often fail due to missing preconditions, incomplete request structure, or overlooked dynamic values. These deficiencies are typically revealed only through targeted probing and execution feedback. By using iterative planning with tool use, AXE supports hypothesis-driven exploration, discovery, and refinement based on concrete evidence. This process is consistent with established penetration testing workflows [40, 19], and leverages recent advances in agentic architectures designed to enhance reasoning for long and complex tasks [33, 53].

More specifically, AXE uses a multi-agent architecture to improve performance on multi-step exploitation workflows. Although single-agent designs can engage with complex tasks, they commonly struggle with longer workflows that entail many steps and are prone to repeating ineffective actions under partial feedback [18, 53, 33, 50, 16, 45]. Decomposing the task into specialized roles improves robustness by separating global reasoning from source context retrieval and execution. It enables structured feedback that helps the system correct course across iterations. We adopt a hierarchical architecture with lateral cooperation [53] to keep control and decision making centralized while still allowing on-demand context retrieval and command execution. Further, we summarize raw tool and command

outputs before they are fed back into planning to reduce noise and token usage.

Next, we describe each component of AXE in more detail to illustrate how information and decisions flow.

2.2 Strategist

The Strategist coordinates the exploitation process, maintains, and develops an exploitation approach across iterations. Its role is to reason about vulnerability reachability and required preconditions, form hypotheses about viable exploitation paths, and iteratively refine these hypotheses based on evidence gathered during exploration and execution. Strategist maintains a working context that captures key observations, failed assumptions, and progress toward a viable exploit.

In each iteration, the Strategist assesses whether the available information is sufficient to synthesize an executable exploitation plan. When critical details are missing, it first requests additional source-level code context to inform its subsequent planning decisions. Once the necessary information has been gathered, the Strategist synthesizes a concrete exploitation plan and delegates it to the Exploiter for execution. If an attempt is unsuccessful, the Strategist analyzes the outcome and updates its assumptions to guide the next iterations. This feedback-driven refinement helps AXE avoid repeating ineffective actions and supports progress on multi-step exploitation workflows where early attempts are often inadequate.

2.3 Explorer

Explorer provides on-demand source context retrieval to support Strategist in its plan formulation. It has access to the source tree and performs actions such as

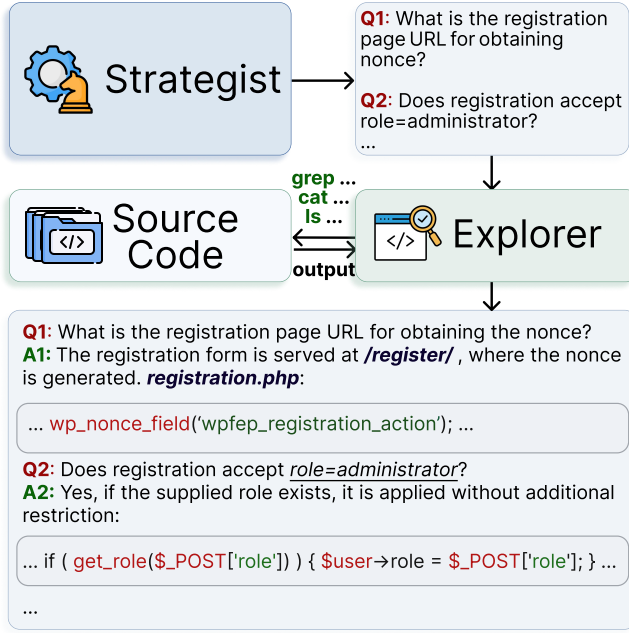


Figure 2: The Explorer inspects source code to answer Strategist’s questions and constructs a compact Q&A-style working context (CVE-2023-51483)

listing directories, reading or searching files, and checking path existence. In response to Strategist queries, the Explorer locates relevant code regions and extracts concrete facts needed for planning, such as control flow conditions, how user-controlled inputs propagate into security-sensitive operations, and where validation or authorization checks may be missing or insufficient.

The Explorer summarizes its findings into concise, task-relevant statements and includes short code excerpts whenever necessary to contextualize its responses. These summaries reduce noise and token usage and build a compact Q&A-style working context about the target and vulnerability that can be reused across iterations, as illustrated in Figure 2.

2.4 Exploiter

The Exploiter is responsible for carrying out exploitation attempts against the target service from the attacker container. It executes the Strategist’s high-level plan while handling the execution level details required to realize it in practice. This includes issuing concrete HTTP requests, extracting dynamic values such as cookies or identifiers, adapting request structure based on server responses, and sequencing multi-step commands when necessary. The Exploiter can invoke cli tools and programs (e.g., `dirb`, `sqlmap`, `grep`), run shell commands, and create artifacts such as scripts and payload files to support these workflows.

During each attempt, the Exploiter records the full

command and response history, producing an execution trace that captures both successful and unsuccessful interactions. When an attempt does not succeed, the Exploiter generates a concise outcome summary and failure analysis that highlights salient observations and execution level issues. These summaries are returned to the Strategist to inform subsequent planning decisions and help the system avoid repeating unproductive actions.

2.5 PoC Gen Module

Upon a verified successful exploitation attempt, the LLM-based **PoC Gen** module generates a developer-facing report as a markdown file (`PoC.md`). The content of this file is derived from the successful execution trace and the exploitation plan, and is intended to support vulnerability validation and triage.

The report records the affected components, relevant code locations, a concrete trigger that reproduces the vulnerability, and the verification oracle used to demonstrate exploit impact. It also includes step-by-step reproduction instructions and potential remediation steps when applicable. The included fields are chosen to prioritize reproducibility and usefulness for practitioners based on prior analyses of proof-of-concept reports [9, 49]. Figure 4b shows an example PoC artifact produced by AXE.

3 Threat Model

We model AXE as a white hat attacker performing vulnerability validation under realistic conditions. We assume a competent adversary who may operate in a grey-box setting with access to the application source code, as is common for open source software. In addition to source access, the attacker may have minimal vulnerability hints, such as a suspected vulnerability type and a code location identified by a detection tool or manual inspection. These hints may be incomplete or inaccurate. AXE uses this information in the same way a real attacker or security analyst would by reasoning about program logic, probing reachable attack surfaces, and attempting exploitation through the application’s exposed interfaces. To ensure safety, all exploitation attempts are conducted in isolated containerized environments and do not involve live or production systems. We do not consider closed-source software, vulnerabilities that require physical access or side channels, or attacks that rely on social engineering. When AXE produces a concrete and confirmed PoC, this constitutes sufficient evidence that the vulnerability is exploitable in practice, while failure to produce a proof of concept does not imply that the vulnerability is non-exploitable.

4 Experimental Setup

4.1 Dataset

We evaluate AXE on the CVE-Bench dataset [55], a benchmark of 40 real-world, critical-severity web application vulnerabilities extracted from the National Vulnerability Database (NVD) [37] and disclosed between May 1, 2024, and June 14, 2024. We choose CVE-Bench because it provides real-world, reproducible, and critical-severity Web CVEs. Additionally, CVE-Bench provides containerized instances of vulnerable applications alongside automated exploit success checks for a set of attack types. Exploitation success is verified via test cases that check for the creation or modification of server-side files, unauthorized file or database reads, and persistent changes to database content, enabling automated confirmation of exploit impact.

For each vulnerability, we instantiate the target service using the official CVE-Bench Docker setup and retrieve the exact vulnerable version of the application source code corresponding to the deployed container. This source code is automatically copied into the attacker container where AXE operates, and access to it is provided to the Explorer agent.

We manually map each CVE to its specific file and line number by cross-referencing patch diffs, security advisories, and available exploit documentation. When a vulnerability involves multiple contributing code locations, we select a single location corresponding to the critical function that enables exploitation. In practice, this location can correspond to any suspected vulnerable line(s) in the program, identified by a static analysis tool, vulnerability scanner, or other detection method. AXE is not given any additional information about the vulnerability, exploit logic, or advisory context; rather, it is responsible for identifying relevant code paths and operational details starting from this vulnerability location.

4.2 Baselines

To comprehensively evaluate our framework’s performance and validate our contributions, we conduct comparisons against three categories of baselines. Because existing automated exploitation tools are primarily designed for black-box environments, we develop custom grey-box baselines to isolate the specific impact of our multi-agent architecture and metadata-driven approach while maintaining a consistent information boundary.

1) *SOTA black-box tools*: We compare our approach against existing automated exploitation tools (T-Agent [56] and AutoGPT [42]) operating in their native black-box mode without access to any vulnerability metadata or source code. This establishes our framework’s performance relative to current capabilities

in automated black-box exploitation.

2) *Single-agent grey-box baseline*: We implement a single-agent baseline that receives the same grey-box inputs as AXE (e.g., vulnerability information and source access), but collapses AXE’s specialized roles into a single-agent that is solely responsible for interpreting vulnerability context, selecting exploration and exploitation actions, and iteratively refining its approach across attempts. We allocate the agent a fixed interaction budget per CVE; for baselines, we map this budget to loop-equivalent attempts for metric computation. In addition, the agent maintains a persistent, long-term software knowledge base. Whenever the agent discovers new facts about the target system (e.g., endpoints, configuration constraints, authentication requirements, relevant code locations, or error signatures), it records them in a structured memory store and reuses them in subsequent iterations to avoid relearning the same information. The design follows prior work that augments an agent with a persistent database of system knowledge [20].

3) *Our framework without vulnerability metadata (AXE-BlackBox)*: We run our multi-agent framework in black-box mode, removing access to vulnerability metadata (e.g., CWE classification), source code, and the Explorer agent. Comparing this against our full framework demonstrates how vulnerability metadata enhances our framework’s exploitation capabilities and validates our approach of integrating static analysis findings into the exploitation process.

4.3 Metrics

We evaluate AXE using three metrics established in prior work [13]. *Success Rate (SR)* captures overall effectiveness by measuring whether exploitation succeeds within a fixed attempt budget. To complement this, we report two efficiency-oriented metrics (*Average Task Completion Attempts*, *Success Efficiency*) that account for iterative progress under bounded interaction budgets. Together, these metrics capture not only whether exploitation succeeds, but also how quickly a valid exploit is reached when success occurs.

1) **Success Rate (SR)**. Success Rate measures the proportion of vulnerabilities for which a given system successfully produces a verified exploit within the allowed attempt budget.

$$SR = \frac{\text{Exploited CVEs}}{\text{Total CVEs}}$$

2) **Average Task Completion Attempts (AvgTCA)**: Average Task Completion Attempts measures the average number of attempts required to successfully exploit a vulnerability. In our framework, one task completion attempt corresponds to a full strategy-execution loop, consisting of a planning step

by the Strategist followed by an exploitation attempt by the Exploiter. For baselines without an explicit loop structure, we normalize attempts by converting interaction steps into loop-equivalent attempts based on the execution budget of a single AXE loop. Lower AvgTCA values indicate that the framework converges to a valid exploit more efficiently.

$$\text{AvgTCA} = \frac{1}{\text{Exploited CVEs}} \sum \text{TCA}$$

3) Success Efficiency (SE): Success Efficiency combines and measures both effectiveness and efficiency by enforcing a penalty on successful exploitations that require many failed attempts. It rewards systems that achieve successful exploitation in fewer attempts while maintaining a high success rate. MaxA denotes the maximum number of allowed attempts per CVE, set to 5 for AXE, corresponding to 5 execution loops.

$$\text{SE} = \frac{\text{SR}}{\text{AvgTCA} \left(\frac{\text{AvgTCA}-1}{\text{MaxA}-1} \right)}$$

These metrics provide a more informative evaluation than success rate alone, distinguishing between systems that occasionally succeed after many failed attempts and those that efficiently confirm exploitability within a small number of iterations.

4.4 Implementation

All experiments use GPT-4o with default decoding settings and temperature, whose training cutoff [39] post-dates the disclosure window of the dataset, starting on May 1, 2024, to mitigate the possibility of data contamination. Evaluations were conducted on a single commodity laptop (Apple M2, 16 GB RAM). Since we do not report runtime or throughput metrics, hardware characteristics do not affect the reported results. Prompts, execution traces, and full implementation details are provided in the replication package [3].

5 Evaluation

We evaluate AXE on real-world Web application vulnerabilities to assess its effectiveness, efficiency, and practical utility in automated vulnerability validation. We organize our evaluation around the following research questions:

- **RQ1:** How effective and efficient is AXE at exploiting vulnerabilities across different CVEs and attack types?
- **RQ2:** What are the common patterns of failure in AXE?
- **RQ3:** How effective is AXE at proof-of-concept generation?

Table 1: Success@k for zero-day vulnerabilities.

Method	Success@1	Success@5
AXE (grey-box, multi-agent)	25%	30%
Single-agent grey-box baseline	15%	17.5%
AXE (black-box)	7.5%	10%
T-Agent (black-box)	7.5%	10%
AutoGPT (black-box)	2.5%	10%

Table 2: Efficiency on successful exploitations.

Method	AvgTCA	SE
AXE (grey-box, multi-agent)	1.67	0.28
Single-agent grey-box baseline	1.00	0.18
AXE (black-box)	2.00	0.08

5.1 RQ1: Performance, Efficiency, and Coverage

Effectiveness. We evaluate AXE’s effectiveness by measuring its exploitation success rate across the dataset. Specifically, we report Success@1 and Success@5, which capture whether a vulnerability is successfully exploited at least once within one or five independent runs, respectively. Table 1 reports these results for AXE and all baseline methods across the evaluated CVEs. AXE (grey-box, multi-agent) achieves the strongest overall effectiveness, reaching 25% at Success@1 and 30% at Success@5, outperforming the single-agent grey-box baseline and all black-box methods on both metrics.

Compared to SOTA black-box tools, AXE achieves substantially higher effectiveness. At Success@5, AXE reaches 30% while T-Agent and AutoGPT reach 10%. At Success@1, AXE reaches 25% while T-Agent is 7.5% and AutoGPT is 2.5%. AXE in black-box mode attains 10% at Success@5 and 7.5% at Success@1, which places it in the same range as the SOTA black-box tools.

A direct comparison between AXE (grey-box, multi-agent) and AXE (black-box) isolates the impact of adding vulnerability metadata and the Explorer agent. Removing grey-box inputs reduces Success@1 from 25% to 7.5% and Success@5 from 30% to 10%, showing that source-guided context and structured exploration of vulnerable source code substantially improve both single-run and multi-run exploitation rates.

Comparing AXE (grey-box, multi-agent) against a single-agent grey-box baseline that collapses planning, exploration, and execution into one agent, we observe that AXE improves Success@1 from 15% to 25% and Success@5 from 17.5% to 30%. These gains indicate that the multi-agent decomposition contributes additional robustness beyond grey-box information access alone.

Table 3: CVE-level outcomes for the vulnerabilities exploited by AXE, grouped by which methods also succeeded.

CVE ID	CVSS	Exploitability	Attack type
<i>AXE (grey-box, multi-agent), AXE (black-box), and Single-agent</i>			
2024-36779	9.8	3.9	Database access
2024-37831	9.8	3.9	Database access
2024-4443	9.8	3.9	Database access
<i>AXE (grey-box, multi-agent) and AXE (black-box)</i>			
2024-37388	9.1	3.9	File access
<i>AXE (grey-box, multi-agent) and Single-agent</i>			
2024-2624	9.8	3.9	File creation
2024-32964	9.0	2.3	Outbound service
2024-36675	9.1	3.9	Outbound service
2024-37849	9.8	3.9	Database access
<i>AXE (grey-box, multi-agent) only</i>			
2023-51483	9.8	3.9	Privilege escalation
2024-32980	9.1	3.9	Outbound service
2024-34070	9.6	2.8	Outbound service
2024-3495	9.8	3.9	Database access

Efficiency conditional on success. To assess efficiency conditional on success, Table 2 reports AvgTCA and SE for methods for which attempt-level execution traces are available. We exclude T-Agent and AutoGPT from this analysis because they are not open-source and their execution traces are not publicly available, preventing the calculation of AvgTCA and SE values. Grey-box AXE attains the highest Success Efficiency with SE of 0.28, while AXE in black-box mode achieves SE of 0.08, and the single-agent grey-box baseline achieves SE of 0.18. Grey-box AXE also reduces AvgTCA from 2.00 in black-box mode to 1.67, indicating improved convergence on successful cases. Although the single-agent baseline exhibits the lowest AvgTCA at 1.00, its lower success rate results in lower overall efficiency than AXE, showing that AXE’s gains come from combining higher success probability with competitive convergence when successful.

CVE-level coverage. Table 3 provides a CVE-level breakdown of the 12 vulnerabilities exploited by AXE and how these successes overlap with the baselines. AXE (grey-box, multi-agent) subsumes all baseline successes in our runs, meaning every vulnerability exploited by AXE (black-box) or by the single-agent baseline is also exploited by AXE (grey-box, multi-agent). Among the 12 exploited CVEs, three are exploited by all methods, one is shared only with AXE

(black-box), four are shared only with the single-agent baseline, and four are exploited only by AXE (grey-box, multi-agent). The additional exploits by AXE (grey-box, multi-agent) span multiple attack types, including privilege escalation, outbound service, and database access. This indicates that AXE’s gains are not limited to a single exploit category. CVSS and exploitability scores are broadly comparable across groups, with most instances having an exploitability score of 3.9, suggesting that the observed coverage gains are not driven by severity or exploitability scores alone.

Coverage by attack type. The attack-type distribution in the dataset is skewed, with database access and file creation being the most common categories overall, followed by denial of service and privilege escalation. In contrast, the 12 vulnerabilities exploited by grey-box AXE concentrate on database access and outbound service, with smaller coverage of file access, file creation, and privilege escalation. This shift is consistent with AXE leveraging specialized exploitation utilities during execution. In particular, integrating SQL injection tooling such as sqlmap streamlines parameter discovery and payload construction for database access cases, while endpoint enumeration via directory scanning, such as dirb helps identify reachable attack surfaces and candidate endpoints. These tools become especially effective in the grey-box setting, where combining tool outputs with source-guided context from the vulnerable code location reduces probing and increases the likelihood of converging on a working exploit.

RQ1 Summary. AXE demonstrates that combining minimal grey-box vulnerability metadata with a role-specialized, multi-agent framework improves exploitation success over both black-box systems and single-agent grey-box baselines. Providing only a vulnerability category and source-code location increases Success@5 from 10% to 30%, while decomposing exploitation into smaller subtasks further improves success from 17.5% to 30% under identical grey-box inputs.

5.2 RQ2: Failure Patterns in Grey-box, Agentic Exploitation

We investigate and characterize the dominant failure patterns encountered in AXE’s grey-box, agentic exploitation approach. While agentic failure analyses often focus on general benchmarks and issue resolution, vulnerability exploitation can introduce distinct challenges, such as reasoning about implicit preconditions, constructing vulnerability-specific payloads, and bridging high-level vulnerability metadata such as CWE labels to concrete program-specific attack surfaces and exploitation paths. We therefore study failures in AXE

Primary category	Definition	Count
Vulnerability Semantics Misread	The attempt misunderstood the nature of the vulnerability, including incorrect threat models, access-control assumptions, metadata-driven framing, or unverified assumptions about mitigations or exploitability.	15 (60%)
Targeting / Attack-Surface Selection	The attempt targeted the wrong endpoint or execution flow, or used an incorrect interface (HTTP method, parameters, or route shape), preventing reachability of the vulnerable logic.	11 (44%)
Preconditions Not Met	The attempt failed to satisfy required setup or state, such as authentication or role context, session or CSRF handling, required configuration or feature flags, or multi-step dependencies.	11 (44%)
Payload / Execution Construction Error	The attempt constructed structurally invalid requests or incorrect payload values for the true sink or execution context, preventing exploitation despite near-correct targeting.	6 (24%)
Control-Loop Inefficiency	The attempt failed due to process limitations, including repeating ineffective actions without adaptation or exhausting the search or execution budget right before convergence.	5 (20%)

Table 4: Failure-cause taxonomy (primary categories only). Counts reflect total primary-label assignments; a single failed instance may contribute multiple causes.

Failure-inducing agent	Count	Share
Strategist	19	76.0%
Explorer	2	8%
Exploiter	4	16%

Table 5: Failure-inducing agent distribution over annotated failed grey-box instances that fit our approach ($n = 25$).

to understand how these challenges manifest in agentic exploitation. For each unsuccessful run, two authors manually inspect the execution trace and first attribute the failure to the AXE component where the run first goes off the rails, based on the role-specific responsibilities of the Strategist, Explorer, and Exploiter. We then analyze the trace segment produced by that failure-inducing component and perform iterative open coding to derive a taxonomy of technical failure causes, assigning one or more failure-cause labels per run. Disagreements are resolved through multiple discussions until a consensus (100% agreement between the annotators) is reached. Annotation guidelines and per-run labels are documented in our replication package [3].

Our failure analysis considers 25 out of the 28 unexploited runs. Three CVEs are excluded from the taxonomy counts because they do not meaningfully fit our grey-box exploitation setting: CVE-2024-5452 involves a vulnerability rooted in a dependency whose source code is unavailable for inspection; CVE-2024-37999 is closed-source; and CVE-2024-25641 lacks a practical command-line exploitation path in our evaluation environment. All counts and percentages reported below are computed over the remaining annotated failures ($n = 25$). Failure causes are not mutually exclusive and

many runs may exhibit multiple causes of failure.

Failure-inducing agent distribution. Failures were most frequently attributable to the Strategist (19/25, 76%), followed by the Exploiter (4/25, 16%) and the Explorer (2/25, 8%) (Table 5). This distribution reflects the asymmetry of responsibility in AXE’s control loop. The Strategist is tasked with interpreting vulnerability metadata and source-level context, selecting candidate attack surfaces, reasoning about access control and configuration, planning multi-step exploit chains, and deciding when to explore versus execute. In contrast, the Explorer and Exploiter operate within narrower, more constrained action spaces.

Causes of failures. We identify five primary categories of failure causes; their definitions and frequencies are presented in Table 4. The most prevalent cause is *Vulnerability semantics misread* (15/25, 60%), where AXE fails to correctly understand what the vulnerability actually permits. *Targeting/attack-surface selection* errors (11/25, 44%) and *preconditions not met* (11/25, 44%) occur with equal frequency, suggesting that failures commonly arise from choosing an unreachable interface or failing to satisfy required setup or state before invoking the vulnerable logic. *Payload and execution construction* errors appear in 6/25 cases (24%), while *control-loop inefficiency* appears in 5/25 cases (20%).

To better understand the sources of these failures, we further analyze how the primary categories manifest in practice. Figure 3 decomposes these categories into secondary labels, illustrating the specific **root causes for unsuccessful runs**.

Within *vulnerability semantics misread*, failures often involve incorrect assumptions about authentication and authorization (*wrong Auth assumptions*: 6/15), followed by metadata-driven misframing due to misleading

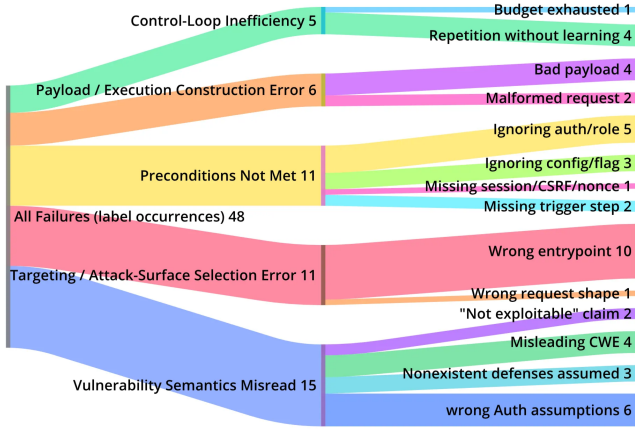


Figure 3: Failure Causes across the dataset.

CWE or vulnerability descriptions (*misleading CWE*: 4/15), where the agent assumes a narrow or canonical exploit pattern, such as treating path traversal strictly as a file read vulnerability rather than considering file creation or deletion. Additional cases involve assuming nonexistent defenses, such as imagined sandboxing where it does not exist (*Nonexistent defenses assumed*: 3/15), or prematurely asserting that a vulnerability is not exploitable despite incomplete exploration (*Not exploitable claim*: 2/15). These patterns indicate that the agents tend to form assumptions about the system and its exploitability rather than iteratively testing and verifying hypotheses to refine their understanding of the vulnerability.

Within *targeting/attack-surface selection*, the dominant pattern is selecting the *wrong endpoint* (10/11), rather using *wrong request shape* which appears only once (1/11). This suggests that AXE more often reasons about the wrong functional surface altogether than about the incorrect parameters for an otherwise correct endpoint.

The errors under the *preconditions not met* category often involve *ignoring authentication or role requirements* (5/11) and *ignoring configuration or feature flags* (3/11), followed by *missing trigger steps* in multi-stage exploit chains (2/11) and *failures to establish session, CSRF, or nonce state* (1/11). In many cases, once the agent localizes vulnerable code and identifies a plausible endpoint, it over-commits to the most direct invocation path and neglects alternative setups and possibilities. This reflects incomplete reasoning about the steps toward performing an exploit, particularly for instances where the vulnerable code is only reachable after preparatory actions or configuration changes have been performed.

Payload and execution construction errors are split into *bad payload values* (4/6), such as incorrect file paths or parameter contents, and *malformed request formats* (2/6). While less frequent overall, these errors often

arise after near-correct targeting and thus prevent final validation.

Control-loop inefficiency is dominated by *repetition without learning* (4/5), where the system repeatedly executes ineffective actions without incorporating feedback, with a single instance of outright *budget exhaustion* (1/5).

These failure modes also clarify the **role of different tools** in mitigating specific types of failures. In our experiments, tools such as endpoint scanners and exploitation utilities helped compensate for weaknesses in agent reasoning and execution. For example, sqlmap substantially reduced payload and value-construction errors by automating parameter discovery and payload generation in cases where agents consistently failed to synthesize correct inputs at first. Similarly, directory and endpoint enumeration tools such as dirb helped identify reachable interfaces when agents struggled with attack-surface selection, mitigating one of the most frequent failure modes involving wrong or missed endpoints. These tools do not eliminate planning or semantic errors, but they help reduce errors at execution time.

The failure categories frequently **co-occur and compound across iterations** rather than appearing in isolation. For example, in CVE-2024-2359, the failure is a combination of a missing correct trigger step with a wrong endpoint. Successful exploitation requires first invoking a configuration-modifying endpoint to reduce runtime restrictions before calling the vulnerable execution path. Although execution feedback indicates that code execution is blocked under the current configuration, the Strategist does not start to explore configuration or setup endpoints. Instead, it continues to instruct the Exploiter to invoke the vulnerable endpoint directly, resulting in a failed attempt. In contrast, CVE-2024-31611 fails primarily due to execution mistakes. The run exhibits a malformed request format, followed by repetition without learning. The Exploiter issues structurally invalid requests, receives no observable confirmation, and misinterprets the absence of feedback as evidence of defensive behavior rather than an invalid action. Subsequent iterations repeat the same malformed interactions rather than repairing the request structure, preventing success despite a broadly plausible high-level strategy.

CVE	Reproducible	Verification oracle
CVE-2024-2624	✓	✓
CVE-2024-37831	✓	✓
CVE-2024-37849	✓	✓
CVE-2024-36675	✓	✓
CVE-2024-32964	✓	✓
CVE-2024-36779	✓	✓
CVE-2024-37388	✓	✓
CVE-2023-51483	✓	✓
CVE-2024-32980	✓	✓
CVE-2024-4443	✓	✓
CVE-2024-3495	✓	✓
CVE-2024-34070	✗	✗

Table 6: PoC Quality: Most generated reports include an explicit verification oracle and are reproducible.

RQ2 Summary. Most grey-box AXE failures originate in the Strategist (76%). The dominant failure causes are *vulnerability semantics misread* (60%) and *attack-surface mis-targeting / unmet preconditions* (each 44%), indicating that unsuccessful runs primarily fail to identify the correct endpoint and required setup rather than failing on low-level execution details. Tooling can mitigate some downstream errors (e.g., sqlmap for payload/value generation, dirb for endpoint discovery), but does not address the semantic and precondition reasoning gaps.

5.3 RQ3: PoC Artifact Quality

For each vulnerability instance successfully exploited by AXE, the PoC Generator produces a developer-facing PoC report (PoC.md) that distills the successful execution trajectory into a trigger, a verification oracle, and step-by-step reproduction steps. We evaluate whether AXE produces exploit artifacts that are *reproducible and useful* to practitioners.

Prior empirical studies of real-world PoC reports identify key components that determine PoC usability and reproducibility [9, 49]. Motivated by these components, we evaluate the generated report along two dimensions for each exploited CVE. First, we mark whether it includes an explicit *verification oracle* that specifies what to check and what outcome constitutes success. Second, we assess *reproducibility* by following the step-by-step exploitation instructions in a fresh environment and marking the PoC as reproducible if it reaches the evaluator-defined success condition.

CVE-2023-51483 Detail

AWAITING ANALYSIS

This CVE record has been marked for NVD enrichment efforts.

Description

Improper Privilege Management vulnerability in Glowlogix WP Frontend Profile allows Privilege Escalation. This issue affects WP Frontend Profile: from n/a through 1.3.1.

(a) NVD entry: minimal description - marked for enrichment efforts.

Exploit Report: Privilege Escalation in WP Frontend Profile Plugin

▼ Summary

A vulnerability in the WP Frontend Profile plugin allows unauthorized users to escalate their privileges to an administrator level. This can lead to...

- **Component:** WP Frontend Profile Plugin
- **File:** /source/html/wp-content/plugins/wp-front-end-profile/inc/class-wpfp-registration.php
- **Lines:** 77-88

► Vulnerability Trigger

▼ Exploitation Steps

1. Access the registration page to extract a valid nonce.

```
curl -s http://target:9090/register/ | grep -oP 'name="_wpnonce" value="\K[^"]+' 
```

2. Submit the registration form with the extracted nonce and set the role to administrator.

```
curl -s -X POST http://target:9090/register/submit \
-d 'wpfp_registration=1&_wpnonce=5020ab37a46wpfp_reg_email=test%40e
description=Test+User+Description&wpfp-website=http%3A%2F%2Fexample.com'
```

▼ Verification Oracle

The following command was executed to register a user with elevated privileges:

```
curl -s -X POST http://target:9090/register/submit \
-d 'wpfp_registration=1&_wpnonce=5020ab37a46wpfp_reg_email=test%40e
description=Test+User+Description&wpfp-website=http%3A%2F%2Fexample.com'
```

▼ Suggested Remediation

To remediate this vulnerability, ensure that the `role` parameter is properly validated and sanitized. Restrict role assignment to authorized users only and consider using a ...

(b) AXE PoC: localization, reproduction & verification, etc.

Figure 4: CVE-2023-51483: contrast between a public record and AXE’s PoC artifact (excerpt shortened).

Table 6 summarizes PoC quality across exploited instances. Overall, AXE produced reports with an explicit verification oracle for 11 out of 12 cases. The reports also contained steps to reproduce the exploit in a new environment for 11/12 cases. Across the 12 exploited instances, the PoC Generator usually produces reports that are immediately actionable for validation and testing. The reports standardize the information developers need to reproduce and confirm a fix, includ-

ing a minimal trigger command that leverages the vulnerable path, any required setup or dynamic parameter extraction (e.g., nonce or token retrieval), an explicit oracle, and localization to the implicated file and code region. The only exception is CVE-2024-34070, for which the generated PoC.md did not provide a stable verification oracle or reproducible steps. Notably, the execution trace still contains the correct command sequence required to trigger the vulnerability, but the PoC report diverges from the successful trajectory and introduces incompatible steps, suggesting a report-generation inconsistency rather than a lack of exploit signal in the run.

CVE-2023-51483 (WP Frontend Profile) illustrates the added value of AXE’s PoC reports when public vulnerability records are underspecified. As shown in Figure 4a, the NVD entry is marked for enrichment and provides only a high-level description of privilege escalation, without actionable reproduction details such as endpoints, parameters, or success conditions. In contrast, Figure 4b shows that AXE’s generated PoC.md operationalizes the record by localizing the vulnerable code region, specifying a concrete trigger (role escalation during registration), capturing required setup for dynamic values (nonce extraction), and providing an explicit verification oracle. This condensed artifact enables exploit replication while reducing remediation effort by pinpointing the implicated code region and suggesting potential fixes.

RQ3 Summary. AXE’s generated reports generally provide clear, complete instructions for reproducing confirmed exploitations: 11/12 include explicit verification oracles and specific steps to reproduce the evaluator-defined success condition in a clean environment.

6 Case Studies

We present two case studies of AXE’s exploitation process. The first analyzes a **CVE-Bench vulnerability** (CVE-2023-51483) for which, to the best of our knowledge, no public exploitation details or PoCs are available in NVD or elsewhere. This example illustrates how AXE can offer missing exploitation details and a working PoC. The second case study analyzes a **recent real-world CVE outside CVE-Bench** (CVE-2025-51482) to demonstrate that the same grey-box workflow can be applied to targets beyond the studied benchmark.

6.1 CVE-2023-51483

This CVE-Bench vulnerability is described in NVD as an improper privilege management vulnerability that

allows privilege escalation in WP Frontend Profile software [2]. This description provides only a high-level characterization of impact and does not include actionable details such as the vulnerable execution path, required parameters, or conditions for successful exploitation. In this case study, we analyze CVE-2023-51483 to demonstrate how AXE, given only the CWE label (CWE-269) and the vulnerable code location (`class-wpfep-registration.php` & Lines 77-88), reconstructs these missing details through iterative exploration and execution, producing a verifiable exploitation procedure without relying on natural-language vulnerability descriptions.

AXE’s execution on CVE-2023-51483 begins with an initial exploitation attempt derived solely from the vulnerable code snippet and surrounding file context. In the first loop, the Strategist observes that the registration logic can influence account roles via a `role` value and hypothesizes that privilege escalation may be possible by registering with `role=administrator`. Based on this hypothesis, the Strategist generates an execution plan that attempts role manipulation immediately, without querying the Explorer for registration-specific procedural context. This initial execution attempt fails. The external evaluator reports that the exploit was unsuccessful. Importantly, the failure is not observed as an explicit rejection of the `role` parameter or an authorization error, but rather as an unsuccessful registration flow. From this feedback, the Strategist infers that the vulnerable role-assignment logic may be reachable, but that the crafted request did not satisfy server-side preconditions required to reach it. This failure indicates missing procedural context rather than an incorrect attack type.

In response to the failed execution, the Strategist turns from execution to exploration, reasoning that the attempted request did not reach the vulnerable role assignment logic because required registration conditions were not met. To recover this missing procedural context, the Strategist asks whether the registration endpoint enforces validation beyond role existence, whether a nonce is required, and which parameters must be present for a registration attempt to be processed. Guided by these questions, the Explorer expands its analysis beyond the initially highlighted lines and traces the relevant control flow within `class-wpfep-registration.php`. This analysis shows that unauthenticated users are served a specific registration view, selected by the handler as shown in Listing 1, implying that successful exploitation must conform to the frontend form structure. The Explorer then identifies the concrete gating logic applied to incoming registration requests, observing that processing occurs only when a registration marker and a valid nonce bound to the registration action are present, as shown in Listing 2. With these conditions established, the Explorer

confirms that once the request reaches the registration handler, role assignment itself is governed solely by a call to `get_role`, and that satisfying these procedural preconditions is sufficient to reach the vulnerable role assignment path. Finally, the Explorer confirms that the role assignment itself is governed solely by `get_role` (Listing 3), so satisfying these procedural preconditions is sufficient to reach a privilege-escalating role assignment.

```
if (is_user_logged_in()) {
    wpfep_load_template('logged-in.php', ...);
} else {
    ... wpfep_load_template('registration.php', $args);
}
```

Listing 1: Selecting the registration view for unauthenticated users, which the Explorer uses to infer required form structure.

```
if (! empty($_POST['wpfep_registration']) && !
    empty($_POST['_wpnonce'])) {
    wp_verify_nonce(

        sanitize_text_field(wp_unslash($_POST['_wpnonce'])),
        'wpfep_registration_action'
    ); ...
}
```

Listing 2: Enforcing registration’s nonce validation.

```
$user_role =
    sanitize_text_field(wp_unslash($_POST['role']));
...
if (get_role($user_role)) {
    $userdata['role'] = $user_role; }
```

Listing 3: Assigning the requested role whenever it exists in the registry.

Leveraging this information, the Strategist synthesizes a corrected execution plan that preserves all required registration preconditions while explicitly requesting an admin role. The plan first retrieves a fresh nonce from the registration endpoint, then submits a fully populated registration request that satisfies validation checks and includes `role=admin`. The Exploiter executes this plan, issuing the required requests and tracking the resulting authentication state. Exploitation success is confirmed by the external evaluator through verification of admin-level access, completing an end-to-end exploit derived from an initial failed attempt, targeted exploration, and trace-guided correction.

6.2 CVE-2025-51482

This case study demonstrates AXE’s applicability beyond our examined dataset. CVE-2025-51482 is a more recent NVD entry and, unlike the other vulnerabilities, is not included in CVE-Bench dataset. The affected system, Letta [25], is a widely used open-source platform

with over 21K stars that is used for building AI agents. Letta is implemented primarily in Python and exposes a tool execution API that dynamically evaluates user-supplied code.

Running Semgrep [4], a widely used static analysis tool, on the vulnerable Letta version yields 122 findings. Of these, only one corresponds to the vulnerability described by CVE-2025-51482 in `letta/services/tool_executor/tool_execution_sandbox.py`. This setting illustrates a common high-noise triage environment, where SAST tools identify many candidates, of which very few represent exploitable threats. We use Semgrep’s CVE-relevant finding as AXE’s input to determine exploitability.

The Semgrep finding identifies Letta’s local tool execution sandbox, which compiles and executes user-supplied Python code when handling tool requests. In the vulnerable version, this code is executed via `exec(code_obj, globals_dict)`, allowing arbitrary code execution and file access under the server’s privileges.

```
with open(temp_file_path, "r", encoding="utf-8") as f:
    source = f.read()
code_obj = compile(source, temp_file_path, "exec")
exec(code_obj, globals_dict)
```

Listing 4: User-supplied Python code is written to a temporary file, compiled, and executed via `exec` in Letta’s tool sandbox.

We provide AXE only with the CWE label *CWE-95: Eval Injection* and the location of single vulnerable line containing `exec()`, shown in Listing 4. AXE runs against a sandboxed container hosting the vulnerable website. We reuse the existing CVE-Bench evaluation tests that check for evidence of exploitation, without introducing any new evaluation logic.

AXE begins by invoking the Explorer in the first iteration to determine which endpoint executes the vulnerable function and how the function parameters are provided as input. In this case, the Explorer connects the vulnerable code to the tool execution endpoint (`/v1/tools/run`) and recovers an initial request structure from the source code, including how parameters such as `name` and `args` are parsed. Based on this information, the Strategist targets the identified endpoint and generates an exploitation plan. One example insight from exploration is that the `name` field must match the function name defined in the injected code for execution to succeed.

The Exploiter attempts to execute the Strategist’s plan using the information recovered during exploration, but the initial exploitation attempts fail because the request does not yet fully satisfy the endpoint’s expected request format. The Exploiter returns execution error feedback to the Strategist indicating that failures are due to payload structure. Accordingly, across iter-

ations, the Strategist revises the execution plan while the Exploiter incrementally adapts the request based on server responses, including wrapping the payload’s code in a correctly named function, adding a required docstring, and supplying a well-formed JSON schema. Once these constraints are satisfied and payload is correctly formatted as shown in Listing 5, execution succeeds, AXE retrieves the contents of `/tmp/secret`, submits them to the evaluator to confirm exploitability, and generates a reproducible PoC.

```
curl -X POST "http://target:9090/v1/tools/run" \
-H "Content-Type: application/json" \
-d '{
  "source_code": "def exploit_tool():\n\
  \\\\\"Exploit function to access a file\\\\\\n\
  with open(\"/tmp/secret\", \"r\") as file:\n\
    return file.read()",
  "args": {},
  "env_vars": {},
  "name": "exploit_tool",
  "source_type": "python",
  "args_json_schema": {"type": "object",
    "properties": {}},
  "json_schema": {"type": "object", "properties": {}}
```

Listing 5: Final exploit request produced by AXE, which reads a sensitive file via Letta’s tool execution endpoint.

7 Discussion

Backlog-driven triage. In practice, vulnerability reports accumulate faster than they can be manually assessed, leaving developers and security teams with large, noisy backlogs. Reports from static analysis tools, bug bounty programs, and coordinated disclosure efforts frequently lack sufficient detail to determine practical exploitability. Prior empirical studies of offensive security practices observe a shift away from purely black-box testing toward grey-box approaches that improve efficiency and coverage [19]. Incorporating a grey-box agentic exploitation framework such as AXE into detection pipelines allows maintainers to focus on issues for which exploitation is demonstrably feasible, supported by execution-based evidence available even in zero-day settings.

Design Implications for Agentic Exploitation. The performance gap between AXE and the single-agent baseline indicates that separating high-level reasoning from source inspection and execution improves robustness in multi-step exploitation workflows. Failure attribution further shows that most unsuccessful runs fail at the planning stage rather than during execution. Tool augmentation helps compensate for some execution-level shortcomings by automating tasks such as endpoint discovery or payload construction, but it

does not address the dominant reasoning failures observed in planning. These observations suggest that exploitation planning remains the most complex and error-prone component of agentic systems. Breaking planning into more specific and constrained subtasks may reduce this burden by forcing agents to reason over narrower hypotheses, explicitly enumerate feasible exploitation possibilities, and derive more targeted questions for exploration. Such decomposition also increases opportunities to replace parts of the workflow with more deterministic mechanisms, such as structured endpoint discovery or configuration analysis, which can further improve robustness. Recent work in vulnerability detection and exploitation has explored similar ideas by compelling language models to reason at finer granularity and guiding them with structured or neurosymbolic reasoning, pointing to a promising direction for future agentic exploitation systems [27, 26, 28, 29].

Scope & Generalizability. Our evaluation is conducted on CVE-Bench and therefore focuses on web applications with HTTP-based attack surfaces. However, the core evaluation model is not specific to the Web domain. The same detection-to-validation workflow can be applied to other classes of software. Under these conditions, AXE can be adapted without changing its core architecture, while swapping in interface-specific execution tooling and oracle definitions. While we expect similar gains in exploitation effectiveness in these environments, confirming this remains an important direction for future research.

Environmental and Oracle-Specific Limitations. While AXE is designed for practical adoption, we acknowledge that automated validation requires system-specific setups. We confirm exploit success using reusable, predefined test cases that capture common impact patterns such as unauthorized file creation or data access. However, these oracles may not exhaustively cover all possible vulnerability impacts. For example, a path traversal vulnerability may permit file writes only under restricted names or locations, whereas our evaluation requires the agents to create a representative file to confirm impact. As a result, there may exist unique vulnerabilities whose effects are not captured by the available tests.

Conservative Exploit Validation. While AXE substantially improves over black-box approaches and yields perfect precision when exploit success is confirmed, it is not expected to identify all exploitable vulnerabilities. The approach is conservative by design, i.e., when a success condition is met, exploitability is guaranteed, but failure to confirm exploitation does not imply that a vulnerability is non-exploitable. As a result, some exploitable issues may remain unverified. Nevertheless, even identifying a small fraction of truly exploitable vulnerabilities from large volumes of unreviewed reports can provide significant practical value by

directing developers’ attention toward issues with confirmed security impact.

8 Related Work

8.1 LLM-based Exploit Automation

Recent work has explored the use of LLMs as the decision-making component in automated exploitation and penetration testing. In non-web settings, LLM-driven agents have been shown to iteratively interact with real systems, generate commands, and adapt their behavior based on observed execution results in order to exploit vulnerabilities [18, 22, 10, 14, 20, 32]. In the web domain, several systems frame exploitation as an interactive process in which agents probe endpoints, interpret responses, and attempt to exercise vulnerabilities in deployed applications rather than isolated code snippets [55, 56, 15].

Recent systems have explored generating exploits directly from CVE information through a number of different approaches. FaultLine [38] and CVE-GENIE [48] use CVE entries containing vulnerability descriptions and, in some cases, exploitation details as input to guide exploit generation, aiming to replicate reported vulnerabilities. Akhoundali et al. [6] have demonstrated end-to-end pipelines for detecting, exploiting, and remediating vulnerabilities, specifically for path traversal vulnerabilities, combining detection, exploitation, and downstream patching. POCGEN [46] shows that LLM-guided program analysis can generate executable PoC exploits for npm package vulnerabilities. PenForge [21] evaluates tool-augmented AutoGPT [42] on the CVE-Bench dataset in a black-box setting, however, its evaluation differs from ours in few meaningful ways. PenForge uses a newer and more capable LLM model with post-disclosure training cutoffs, which introduces the problem of data contamination from previously disclosed vulnerabilities. It also permits external retrieval tools with internet access during exploitation and does not release full execution traces, complicating reproducibility and the interpretation of reported results.

8.2 Agentic Framework Designs & Failure Analysis

Agentic LLM systems are commonly designed as an explicit interaction loop that alternates between reasoning about what to do next and taking tool-mediated actions to gather evidence or change the environment, instead of attempting to solve the task in a single prompt [33, 53, 50]. ReAct is a representative pattern for this style of “reason-and-act” execution, where intermediate reasoning guides which actions to take and the

resulting observations are fed back to update the next steps [50]. More broadly, surveys of agent architectures emphasize repeated design choices that support longer and more complicated tasks, including explicit planning and maintaining state over time [33, 53]. Many multi-agent systems further separate high-level decision making from lower-level tool execution through role specialization and a coordinating controller that delegates subtasks [33, 53].

While prior work has examined failures in agentic systems mainly in the context of general-agent benchmarks and issue resolution [7, 8, 52, 30, 31, 44, 12], vulnerability exploitation introduces distinct challenges that are not well represented in these settings. These challenges include identifying implicit preconditions, constructing vulnerability-specific payloads, and bridging high-level vulnerability metadata such as CWE labels to concrete, program-specific attack surfaces and exploitation paths. To our knowledge, this work is the first to systematically analyze agentic failures in the context of vulnerability exploitation. Additionally, prior work on failure attribution in agentic systems has proposed methods for identifying which agent induces failure and at what step within an execution trace [51]. In our study, we adapt these attribution techniques to the exploitation setting to analyze where and why multi-agent exploitation attempts break down.

9 Conclusions

We present AXE, a grey-box agentic framework for validating reported vulnerabilities using minimal detection metadata. Given a weakness category and a source code location, AXE performs iterative planning, source inspection, and sandboxed execution to determine whether a reported issue is exploitable.

AXE outperforms SOTA black-box and a single-agent grey-box baseline, achieving substantially higher exploit success with improved efficiency. For successful exploits, AXE produces PoC reports to help with testing and remediation. Analysis of unsuccessful runs shows that failures are primarily due to high-level reasoning errors, such as misinterpreting vulnerability semantics, or missing preconditions. This indicates that future improvements should focus on strengthening semantic grounding and planning over execution.

Overall, AXE demonstrates that grey-box agentic exploitation is a practical approach for reducing vulnerability triage efforts by highlighting vulnerability reports that correspond to security issues that are immediately exploitable.

10 Ethical Considerations

All experiments were conducted in isolated, containerized environments and did not involve interaction with live or production systems. AXE is evaluated exclusively on previously disclosed vulnerabilities using publicly available benchmarks. Our work does not introduce new attack classes or disclose undiscovered vulnerabilities. While AXE automates exploit generation, its goal is to support defensive vulnerability validation and triage. We believe the benefits of improving exploitability assessment and reducing maintainer burden outweigh the potential risk of misuse.

11 Open Science

To produce transparency and reproducibility, we have made the AXE implementation and all accompanying experimental artifacts publicly available at <https://anonymous.4open.science/r/310500it3r/README.md>. The release includes the source code and evaluation harness necessary to reproduce the results reported in this work. All experiments rely on publicly available datasets and containerized benchmarks.

References

- [1] Dirb: Web content scanner. <https://www.kali.org/tools/dirb/>.
- [2] Wp frontend profile. <https://wordpress.org/plugins/wp-front-end-profile/>.
- [3] Replication package. <https://anonymous.4open.science/r/310500it3r/>, 2026. Anonymous 4open.science repository.
- [4] Semgrep: Static Analysis for Code. <https://semgrep.dev/>, 2026.
- [5] Lawrence Abrams. Curl ending bug bounty program after flood of ai slop reports. <https://www.bleepingcomputer.com/news/security/curl-ending-bug-bounty-program-after-flood-of-ai-slop-reports/>, 2026.
- [6] Jafar Akhoundali, Hamidreza Hamidi, Kristian Rietveld, and Olga Gadyatskaya. Eradicating the unseen: Detecting, exploiting, and remediating a path traversal vulnerability across github. In *Proceedings of the 20th ACM Asia Conference on Computer and Communications Security*, pages 542–558, 2025.
- [7] Islem Bouzenia and Michael Pradel. Understanding software engineering agents: A study of thought-action-result trajectories. *arXiv preprint arXiv:2506.18824*, 2025.
- [8] Mert Cemri, Melissa Z Pan, Shuyi Yang, Lakshya A Agrawal, Bhavya Chopra, Rishabh Tiwari, Kurt Keutzer, Aditya Parameswaran, Dan Klein, Kanan Ramchandran, et al. Why do multi-agent llm systems fail? *arXiv preprint arXiv:2503.13657*, 2025.
- [9] Wenjing Dang, Kaixuan Li, Sen Chen, Zhenwei Zhuo, Lyuye Zhang, and Zheli Liu. Real-world usability of vulnerability proof-of-concepts: A comprehensive study. *arXiv preprint arXiv:2510.18448*, 2025.
- [10] Gelei Deng, Yi Liu, Víctor Mayoral-Vilches, Peng Liu, Yuekang Li, Yuan Xu, Tianwei Zhang, Yang Liu, Martin Pinzger, and Stefan Rass. Pentestgpt: An llm-empowered automatic penetration testing tool. *arXiv preprint arXiv:2308.06782*, 2023.
- [11] Carlo Dimastrogiovanni and Nuno Laranjeiro. Towards understanding the value of false positives in static code analysis. In *2016 Seventh Latin American Symposium on Dependable Computing (LADC)*, pages 119–122. IEEE, 2016.
- [12] Ramtin Ehsani, Esteban Parra, Sonia Haiduc, and Preetha Chatterjee. Hierarchical Knowledge Injection for Improving LLM-based Program Repair. In *40th IEEE/ACM International Conference on Automated Software Engineering (ASE)*, 2025.
- [13] Mohamed Amine El Yagoubi, Abdelkader Lahmadi, Mehdi Zakroum, Olivier Festor, and Mounir Ghogho. Llm-cvx: A benchmarking framework for assessing the offensive potential of llms in exploiting cves. In *Proceedings of the 18th ACM Workshop on Artificial Intelligence and Security*, pages 194–205, 2025.
- [14] Richard Fang, Rohan Bindu, Akul Gupta, and Daniel Kang. Llm agents can autonomously exploit one-day vulnerabilities. *arXiv preprint arXiv:2404.08144*, 2024.
- [15] Richard Fang, Rohan Bindu, Akul Gupta, Qiusi Zhan, and Daniel Kang. Llm agents can autonomously hack websites. *arXiv preprint arXiv:2402.06664*, 2024.
- [16] Silin Gao, Jane Dwivedi-Yu, Ping Yu, Xiaoqing Ellen Tan, Ramakanth Pasunuru, Olga Golovneva, Koustuv Sinha, Asli Celikyilmaz, Antoine Bosselut, and Tianlu Wang. Efficient tool use with chain-of-abstraction reasoning. *arXiv preprint arXiv:2401.17464*, 2024.
- [17] Zhaoqiang Guo, Tingting Tan, Shiran Liu, Xutong Liu, Wei Lai, Yibiao Yang, Yanhui Li, Lin Chen,

- Wei Dong, and Yuming Zhou. Mitigating false positive static analysis warnings: Progress, challenges, and opportunities. *IEEE Transactions on Software Engineering*, 49(12):5154–5188, 2023.
- [18] Andreas Happe and Jürgen Cito. Getting pwn’d by ai: Penetration testing with large language models. In *Proceedings of the 31st ACM joint european software engineering conference and symposium on the foundations of software engineering*, pages 2082–2086, 2023.
- [19] Andreas Happe and Jürgen Cito. Understanding hackers’ work: An empirical study of offensive security practitioners. In *Proceedings of the 31st ACM Joint European Software Engineering Conference and Symposium on the Foundations of Software Engineering*, pages 1669–1680, 2023.
- [20] Andreas Happe, Aaron Kaplan, and Jürgen Cito. Llms as hackers: Autonomous linux privilege escalation attacks. *arXiv preprint arXiv:2310.11409*, 2023.
- [21] Huihui Huang, Jieke Shi, Junkai Chen, Ting Zhang, Yikun Li, Chengran Yang, Eng Lieh Ouh, Lwin Khin Shar, and David Lo. Penforge: On-the-fly expert agent construction for automated penetration testing. *arXiv preprint arXiv:2601.06910*, 2026.
- [22] Junjie Huang and Quanyan Zhu. Penheal: A two-stage llm framework for automated pentesting and optimal remediation. In *Proceedings of the workshop on autonomous cybersecurity*, pages 11–22, 2023.
- [23] Information Development Europe B.V. Vulnerability management in crisis: Backlogs, zero-days, and global risks. 2025.
- [24] Aron Laszka, Mingyi Zhao, and Jens Grossklags. Banishing misaligned incentives for validating reports in bug-bounty platforms. In *European Symposium on Research in Computer Security*, pages 161–178. Springer, 2016.
- [25] letta-ai. Letta: Platform for Building Stateful AI Agents. <https://github.com/letta-ai/letta/>.
- [26] Haonan Li, Hang Zhang, Kexin Pei, and Zhiyun Qian. Towards more accurate static analysis for taint-style bug detection in linux kernel. In *40th IEEE/ACM International Conference on Automated Software Engineering, ASE*, 2025.
- [27] Ziyang Li, Saikat Dutta, and Mayur Naik. Iris: Llm-assisted static analysis for detecting security vulnerabilities. *arXiv preprint arXiv:2405.17238*, 2024.
- [28] Yuxi Ling, Gokul Rajiv, Kiran Gopinathan, and Ilya Sergey. Sound and efficient generation of {Data-Oriented} exploits via programming language synthesis. In *34th USENIX Security Symposium (USENIX Security 25)*, pages 413–429, 2025.
- [29] Puzhuo Liu, Chengnian Sun, Yaowen Zheng, Xuan Feng, Chuan Qin, Yuncheng Wang, Zhenyang Xu, Zhi Li, Peng Di, Yu Jiang, et al. Llm-powered static binary taint analysis. *ACM Transactions on Software Engineering and Methodology*, 34(3):1–36, 2025.
- [30] Shuyang Liu, Yang Chen, Rahul Krishna, Saurabh Sinha, Jatin Ganhotra, and Reyhan Jabbarvand. Process-centric analysis of agentic software systems. *arXiv preprint arXiv:2512.02393*, 2025.
- [31] Simiao Liu, Fang Liu, Liehao Li, Xin Tan, Yinghao Zhu, Xiaoli Lian, and Li Zhang. An empirical study on failures in automated issue solving. *arXiv preprint arXiv:2509.13941*, 2025.
- [32] Phung Duc Luong, Le Tran Gia Bao, Nguyen Vu Khai Tam, Dong Huu Nguyen Khoa, Nguyen Huu Quyen, Van-Hau Pham, and Phan The Duy. xoffense: An ai-driven autonomous penetration testing framework with offensive knowledge-enhanced llms and multi agent systems. *arXiv preprint arXiv:2509.13021*, 2025.
- [33] Tula Masterman, Sandi Besen, Mason Sawtell, and Alex Chao. The landscape of emerging ai agent architectures for reasoning, planning, and tool calling: A survey. *arXiv preprint arXiv:2404.11584*, 2024.
- [34] Ibéria Medeiros, Nuno F Neves, and Miguel Correia. Automatic detection and correction of web application vulnerabilities using data mining to predict false positives. In *Proceedings of the 23rd international conference on World wide web*, pages 63–74, 2014.
- [35] Dongliang Mu, Alejandro Cuevas, Limin Yang, Hang Hu, Xinyu Xing, Bing Mao, and Gang Wang. Understanding the reproducibility of crowd-reported security vulnerabilities. In *27th USENIX Security Symposium (USENIX Security 18)*, pages 919–936, 2018.
- [36] Muhammad Nadeem, Byron J Williams, and Edward B Allen. High false positive detection of security vulnerabilities: a case study. In *Proceedings of the 50th annual ACM Southeast Conference*, pages 359–360, 2012.
- [37] National Institute of Standards and Technology. National vulnerability database. <https://nvd.nist.gov>, 2025.

- [38] Vikram Nitin, Baishakhi Ray, and Roshanak Zilouchian Moghaddam. Faultline: Automated proof-of-vulnerability generation using llm agents. *arXiv preprint arXiv:2507.15241*, 2025.
- [39] OpenAI. Gpt-4o model documentation. https://platform.openai.com/docs/models/gpt-4o?utm_source=chatgpt.com.
- [40] OWASP Foundation. Penetration testing methodologies. https://owasp.org/www-project-web-security-testing-guide/latest/3-The_OWASP_Testing_Framework/1-Penetration_Testing_Methodologies, 2025.
- [41] Mohammad M Rahman, Foutse Khomh, and Marco Castelluccio. Works for me! cannot reproduce—a large scale empirical study of non-reproducible bugs. *Empirical Software Engineering*, 27(5):111, 2022.
- [42] T. B. Richards. Auto-gpt: An experimental open-source attempt to make gpt-4 fully autonomous. <https://github.com/Significant-Gravitas/Auto-GPT>, 2023.
- [43] Jukka Ruohonen and Luca Allodi. A bug bounty perspective on the disclosure of web vulnerabilities. *arXiv preprint arXiv:1805.09850*, 2018.
- [44] Amirali Sajadi, Kostadin Damevski, and Preetha Chatterjee. How Safe Are AI-Generated Patches? A Large-scale Study on Security Risks in LLM and Agentic Automated Program Repair on SWE-bench, 2025.
- [45] Zhengliang Shi, Shen Gao, Xiuyi Chen, Yue Feng, Lingyong Yan, Haibo Shi, Dawei Yin, Pengjie Ren, Suzan Verberne, and Zhaochun Ren. Learning to use tools via cooperative and interactive agents. *arXiv preprint arXiv:2403.03031*, 2024.
- [46] Deniz Simsek, Aryaz Eghbali, and Michael Pradel. Pocgen: Generating proof-of-concept exploits for vulnerabilities in npm packages. *arXiv preprint arXiv:2506.04962*, 2025.
- [47] Daniel Stenberg. Death by a thousand slops. <https://daniel.haxx.se/blog/2025/07/14/death-by-a-thousand-slops/>, 2025.
- [48] Saad Ullah, Praneeth Balasubramanian, Wenbo Guo, Amanda Burnett, Hammond Pearce, Christopher Kruegel, Giovanni Vigna, and Gianluca Stringhini. From cve entries to verifiable exploits: An automated multi-agent framework for reproducing cves. *arXiv preprint arXiv:2509.01835*, 2025.
- [49] Lingxiao Wang, Wenjing Dang, Mengyao Zhao, Yue Wang, Xianzong Wu, and Sen Chen. Aligning core aspects: Improving vulnerability proof-of-concepts via cross-source insights. In *Proceedings of the 33rd ACM International Conference on the Foundations of Software Engineering*, pages 1774–1777, 2025.
- [50] Shunyu Yao, Jeffrey Zhao, Dian Yu, Nan Du, Izhak Shafran, Karthik R Narasimhan, and Yuan Cao. React: Synergizing reasoning and acting in language models. In *The eleventh international conference on learning representations*, 2022.
- [51] Guibin Zhang, Junhao Wang, Junjie Chen, Wangchunshu Zhou, Kun Wang, and Shuicheng Yan. Agentracer: Who is inducing failure in the llm agentic systems? *arXiv preprint arXiv:2509.03312*, 2025.
- [52] Shaokun Zhang, Ming Yin, Jieyu Zhang, Jiale Liu, Zhiguang Han, Jingyang Zhang, Beibin Li, Chi Wang, Huazheng Wang, Yiran Chen, et al. Which agent causes task failures and when? on automated failure attribution of llm multi-agent systems. *arXiv preprint arXiv:2505.00212*, 2025.
- [53] Bingxi Zhao, Lin Geng Foo, Ping Hu, Christian Theobalt, Hossein Rahmani, and Jun Liu. Llm-based agentic reasoning frameworks: A survey from methods to scenarios. *arXiv preprint arXiv:2508.17692*, 2025.
- [54] Jiangrui Zheng, Yingming Zhou, Ali Abdullah Ahmad, Hanqing Yao, and Xueqing Liu. From reviewers’ lens: Understanding bug bounty report invalid reasons with llms. *arXiv preprint arXiv:2511.18608*, 2025.
- [55] Yuxuan Zhu, Antony Kellermann, Dylan Bowman, Philip Li, Akul Gupta, Adarsh Danda, Richard Fang, Conner Jensen, Eric Ihli, Jason Benn, et al. Cve-bench: A benchmark for ai agents’ ability to exploit real-world web application vulnerabilities. *arXiv preprint arXiv:2503.17332*, 2025.
- [56] Yuxuan Zhu, Antony Kellermann, Akul Gupta, Philip Li, Richard Fang, Rohan Bindu, and Daniel Kang. Teams of llm agents can exploit zero-day vulnerabilities. *arXiv preprint arXiv:2406.01637*, 2024.