

The Baby Steps of the European Union Vulnerability Database: An Empirical Inquiry

Jukka Ruohonen^[0000–0001–5147–3084]
juk@mmi.sdu.dk

University of Southern Denmark, Sønderborg, Denmark

Abstract. A new European Union Vulnerability Database (EUVD) was introduced via a legislative act in 2022. The paper examines empirically the meta-data content of the new EUVD. According to the results, actively exploited vulnerabilities archived to the EUVD have been rather severe, having had also high exploitation prediction scores. In both respects they have also surpassed vulnerabilities coordinated by European public authorities. Regarding the European authorities, the Spanish public authority has been particularly active. With the exceptions of Finland, Poland, and Slovakia, other authorities have not engaged thus far. Also the involvement of the European Union’s own cyber security agency has been limited. These points notwithstanding, European coordination and archiving to the EUVD exhibit a strong growth trend. With these results, the paper makes an empirical contribution to the ongoing work for better understanding European cyber security governance and practice.

Keywords: software vulnerabilities, vulnerability meta-data, vulnerability tracking, exploitable vulnerabilities, actively exploited vulnerabilities, CSIRT, ENISA

1 Introduction

The EUVD was established by a requirement imposed by the second information and network security (NIS2) directive.¹ It is related to the broader new legal requirements for vulnerability coordination and disclosure in Europe, including with respect to the CRA, that is, the Cyber Resilience Act (CRA).² The EUVD is maintained by ENISA, that is, the European Union Agency for Cybersecurity.

The EUVD is noteworthy already because it is the first officially supported vulnerability database covering the whole European Union (EU). Thus far and largely still so in the Western countries but also elsewhere, the coordination and archiving of vulnerabilities have occurred through institutions located in the United States, including the non-profit MITRE corporation who is primarily responsible for the Vulnerabilities and Exposures (CVEs) and the National Vulnerability Database (NVD) maintained by the National Institute of Standards and Technology (NIST) of the United States. Therefore, the EUVD also aligns

¹ Directive (EU) 2022/2555.

² Regulation (EU) 2024/2847.

with the EU’s aspirations for digital sovereignty and strategic autonomy [20]. That said, many countries outside of Europe have long maintained their own vulnerability databases. For instance, Japan has one.³ China too has one.⁴ These and the Russia’s vulnerability database have occasionally prompted also media attention [15]. Against these backdrops, the EUVD is hardly anything new as such in the global arena. Regarding the EU itself, the EUVD is therefore perhaps better framed against the new legislation, including the CRA and NIS2 directive.

The new EU legislation provides the background and motivates the four research questions (RQs) formulated in the subsequent Section 2. The dataset used is elaborated in the following Section 3. The empirical results are presented in Section 4. The final Section 5 presents a conclusion and a brief discussion.

2 Background and Research Questions

The NIS2 directive and the CRA impose various legal requirements for incident notifications and vulnerability reporting, some of which are voluntary and some of which are mandatory [26]. Regarding vulnerabilities, reporting of “conventional” vulnerabilities is voluntary, but reporting of *actively exploited vulnerabilities* (AEVs) is mandatory albeit with a delaying option [27]. To ease reporting, a unified EU-level platform has been established for AEVs and severe incidents [9]. The definition for AEVs emphasizes the existence of reliable evidence that exploitation has already occurred.⁵ Therefore and in general, AEVs can be likened to the notion of *known exploited vulnerabilities* (KEVs) used in the United States [6]. These points motivate the first research question:

- RQ₁: How severe have the AEVs archived to the EUVD been?

The first RQ₁ is worth asking because a recent work found only a weak statistical relationship between exploitation and severity [14]. With this research question, the paper also aligns with the rather extensive research on software vulnerabilities and their severity. Within this severity-specific research, the topics examined range from the relation between severity and exploits [1], severity and actual exploitation [11, 14], severity and bug bounties [17], and delays in severity assessments [23] to the validity of severity metrics [1, 10], to note a few examples.

The point about the validity of severity metrics characterizes also the subsequent research question because also metrics about exploitation, including probability of exploitation in the future in particular, have recently been criticized [16]. While keeping this point in mind, it is still relevant in an *exploratory* manner to know how AEVs align with existing exploitation prediction scores. By using the Exploit Prediction Scoring System (EPSS), which tries to approximate the probability of exploitation in the wild in the next 30 days, from the FIRST organization [13], the second research question can be presented as follows:

³ <https://jvn.jp/en/>

⁴ <https://www.cnvd.org.cn/>

⁵ Article 3(42) in Regulation (EU) 2024/2847.

- RQ₂: What have the EPSS scores of the AEVs archived to the EUVD been?

The NIS2 directive and the CRA strengthened also vulnerability coordination, including vulnerability disclosure, within and across Europe. Both legislative acts further strengthened ENISA’s role as a EU-level coordination hub. At the national level they strengthened the pan-European network of computer security incident response teams (CSIRTs) through which vulnerabilities are primarily coordinated in the EU via official, authoritative channels. Even though the details are still being worked on, including with respect to unsolved issues such as a lack of legal protections for reporters [21], the adoption of the new legal requirements for vulnerability coordination seems to be well underway [18]. Given this background, it is generally interesting to ask the following:

- RQ₃: Which European authoritative CSIRTs have been active in coordinating vulnerabilities archived to the EUVD and how active ENISA has been?

The final research question combines two of the previous RQs into:

- RQ₄: How severe have the vulnerabilities coordinated through the European CSIRT network and ENISA been, what their EPSS scores have been, and do the answers differ with respect to those for the earlier RQ₁ and RQ₂?

The four RQs are—out of necessity—exploratory because—to the best of the author’s knowledge—no prior empirical work exists about the EUVD. That said, the forthcoming empirical examination of them carries practical relevance because only little is known also about the workings of vulnerability coordination in Europe. To this end, the paper fills a noteworthy gap in existing research.

3 Data

The dataset, which is available online for replication purposes [25], was collected on 15 December 2026 from the EUVD’s online website maintained by ENISA [8]. Although the EUVD archives many vulnerabilities, including supposedly via a synchronization with the NVD and other sources, the analysis is restricted to AEVs and those vulnerabilities coordinated via ENISA or the European CSIRT network. At the time of the data collection, the database had 1,510 AEVs and 1,291 ENISA/CSIRT-coordinated vulnerabilities.

All of the vulnerabilities observed have CVE identifiers. This observation further aligns AEVs to KEVs because the latter require CVEs to be recognized [6]. In addition, 325 of the vulnerabilities observed further have GitHub security advisory identifiers, suggesting that also vulnerabilities about open source software are archived to the EUVD at least to some extent.

Interestingly enough, furthermore, there are no overlaps between the AEVs and the ENISA/CSIRT-coordinated vulnerabilities according to both the EUVD’s identifiers and CVEs. This observation signals that thus far the European CSIRT network and ENISA have not been active in assessing whether the vulnerabilities are under active exploitation. But this may change in the future, of course.

Regarding severity, the Common Vulnerability Scoring System (CVSS) from the FIRST organization is used because it is also used in the EUVD. However, four different versions are used in the database. Of these and with respect to RQ₁ and RQ₄, four vulnerabilities archived with the ancient CVSS v. 2.0 standard are excluded and those with CVSS v. 3.0 were transformed into the 3.1 version. Then, the analysis is carried out separately for the CVSS 3.1 and 4.0 versions.

4 Results

Descriptive statistics are sufficient for answering to the four research questions. Before turning to these, it is useful to take a look at the longitudinal evolution of the database. Thus, Fig. 1 shows the publication dates of the vulnerabilities archived; these refer to those supplied in the `datePublished` field of the EUVD’s schema. As can be seen, the archiving of AEVs started in around 2015, but regarding the EUVD itself, this archiving is due to synchronization with other vulnerability databases. In contrast, the archiving of vulnerabilities coordinated via ENISA or the European CSIRT network started in late 2024. This observation aligns well with the enactment of the NIS2 directive in late 2022. The growth rate of these vulnerabilities has been rapid ever since. Given the time of writing in mid-February 2026, the amount of these vulnerabilities archived to the EUVD have almost reached the amount of actively exploited vulnerabilities.

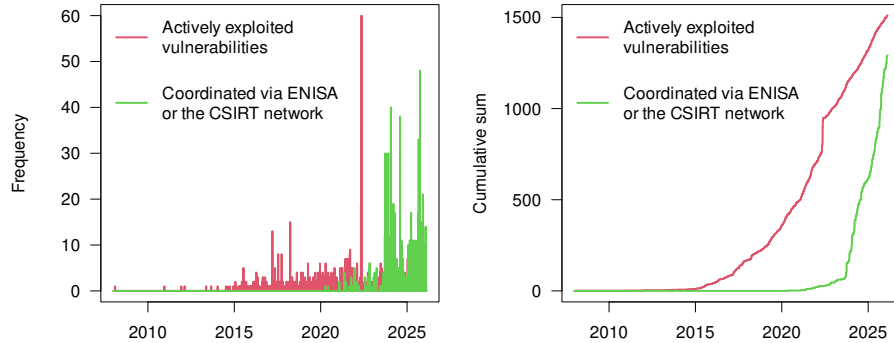


Fig. 1. Publication Dates of the Vulnerabilities

Turning to RQ₁, Fig. 2 allows to conclude that the AEVs archived to the EUVD have been rather severe on average; the medians are well-beyond eight. Although it is difficult—if not dubious—to attach adjectives to CVSS scores, the wording about “rather severe” can be justified by taking a brief look at the literature. Thus, many vulnerabilities affecting the Linux kernel have received CVSS v. 3.0 scores less than eight [3], whereas many web vulnerabilities have hardly surpassed a CVSS v. 2.0 value four sometimes considered as a threshold

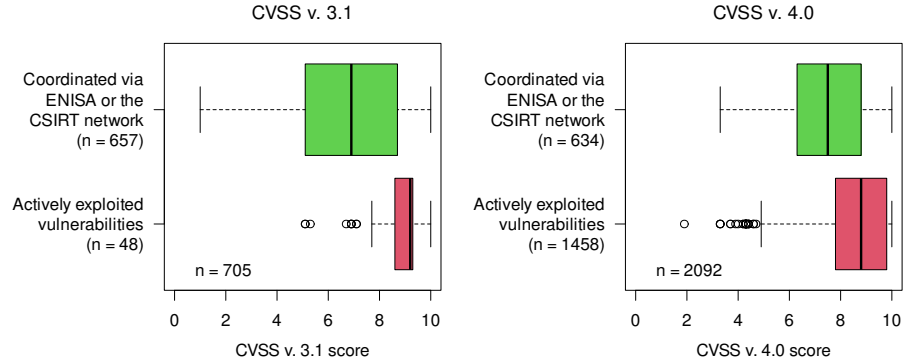


Fig. 2. Severity of the Vulnerabilities

for the importance and urgency of patching [22]. The most frequent bigrams shown in Fig. 3 further shed some tentative light on the severity; remote code execution vulnerabilities seems to rank high according to the frequencies shown.⁶

It can be also concluded from Fig. 2 that AEVs have been more severe than the ENISA/CSIRT-coordinated vulnerabilities. The same conclusion can be drawn from Fig. 4 that shows the EPSS scores; AEVs have much higher scores. The mean and median EPSS scores for AEVs are 56 and 73, respectively. Despite the criticism on exploitation metrics, these numbers allow to tentatively argue that the EPSS framework may well have its merits. It may also be useful for empirical research purposes. For instance, there is a positive correlation between the CVSS and EPSS scores, as seen from Fig. 5. By recalling the wording about reliable evidence of exploitation used in the EU legislation, further research is still required for determining whether the EPSS framework can empirically differentiate between AEVs and non-AEVs, and whether and how well EPSS scores might predict a probability of a vulnerability ending up as an AEV.

The answer to RQ₃ can be deduced from the left-hand side plot in Fig. 6. The Spanish National Cybersecurity Institute (INCIBE via the Spanish name) has been particularly active; it has assigned a clear majority of vulnerabilities coordinated by the European CSIRT network. Poland’s CSIRT (CERT-PL) takes the second place. Also Finland (NCSC-FI) and Slovakia (SK-CERT) have coordinated a few vulnerabilities. Although the new EU legislation established also some vulnerability coordination and disclosure responsibilities for ENISA [27], this EU-level agency has not been active at the task thus far. In fact, ENISA has coordinated only about 2.1% of all vulnerabilities archived to the EUVD.

Finally, regarding AEVs, the left-hand side plot in Fig. 6 allows to conclude that many of the assignments have come directly either from large vendors or

⁶ The bigrams were constructed from the `description` field in the EUVD’s schema. White space was used for tokenization, and tokens with lengths less than three characters or more than twenty characters were excluded. No other processing was done.

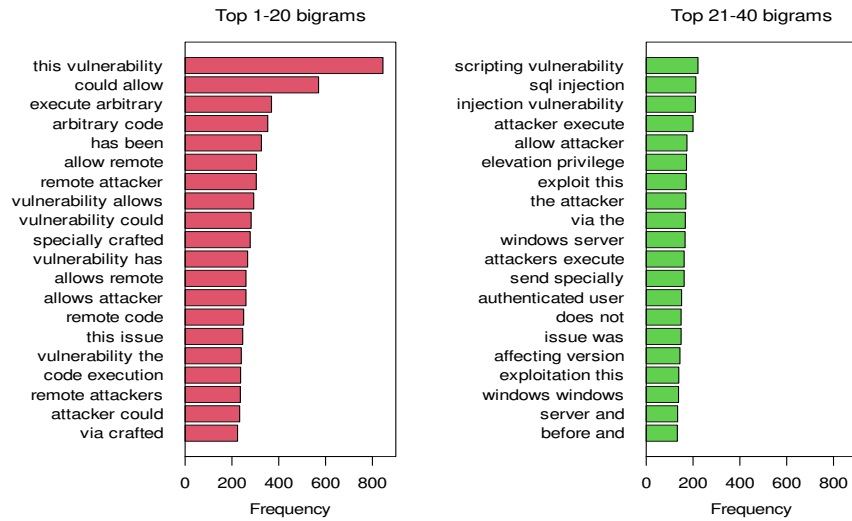


Fig. 3. Most Frequent Bigrams in the Vulnerabilities' Descriptions

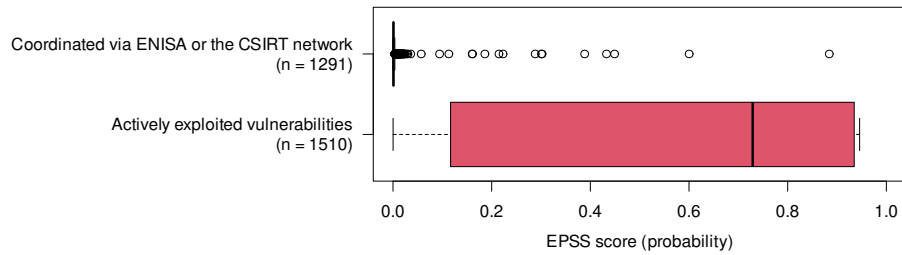


Fig. 4. EPSS Scores of the Vulnerabilities

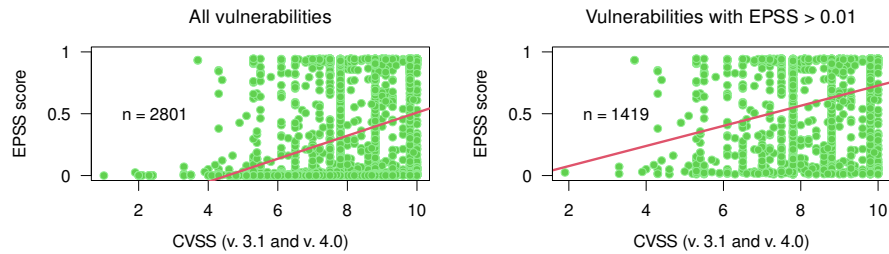


Fig. 5. Correlations Between CVSS and EPSS Scores

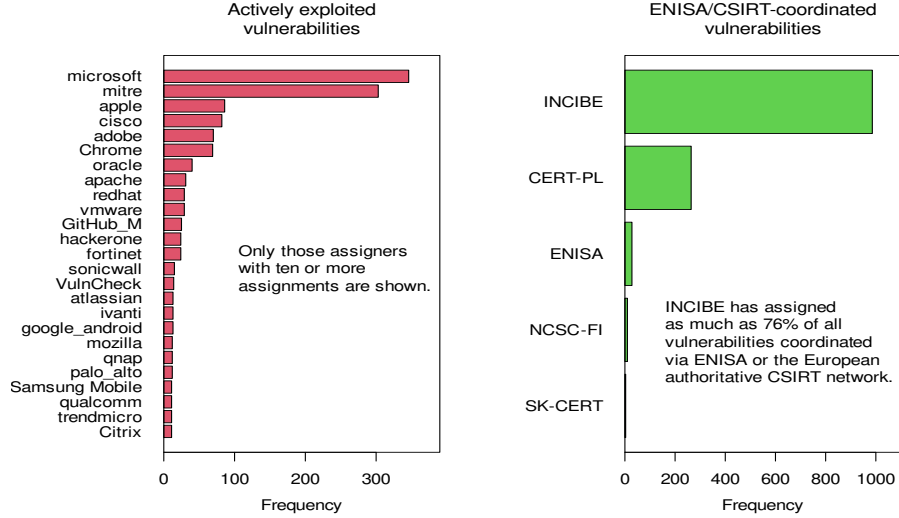


Fig. 6. Assigners of the Vulnerabilities

through the MITRE’s global coordination setup. Of the vendors, Microsoft and to a lesser extent Apple, Cisco, and Adobe have been particularly active in assigning AEVs. That said, documentation is lacking about how assignments for actively exploited vulnerabilities are done in practice particularly by vendors themselves. This topic warrants further research, including also because of the strict deadlines and potential sanctions imposed by the EU’s new legislation [26].

5 Conclusion and Discussion

The paper examined empirically the EUVD’s meta-data with four research questions in mind. With respect to RQ_1 and RQ_2 , the answers are clear enough: actively exploited vulnerabilities archived to the EUVD have been rather severe, having had also high EPSS scores for *a priori* predicting a probability of exploitation. These results seem logical. Actively exploited vulnerabilities have also been more severe than the ENISA/CSIRT-coordinated vulnerabilities, and they have further had much higher EPSS scores (RQ_4). Regarding RQ_3 and the European public authorities involved in the CSIRT network, the Spanish INCIBE has been particularly active. In fact, it has assigned more vulnerabilities than all other public authorities combined. To a lesser extent, the Polish public authority has been active too. The authorities in Finland and Slovakia have assigned and coordinated a few vulnerabilities too. Thus far, ENISA has not taken a particularly active role despite new legal provisions provided for it. That said, the new unified reporting platform [9] may change the situation in the future.

What about further research? Three research paths seem promising. The first is about studying how future practice will align with the new EU legislation. The

perhaps most obvious but at the same time the perhaps most important question is whether the EUVD will improve the European cyber security situation. At the moment, many organizations covered by the NIS2 directive still have notable problems in patching of vulnerabilities [7]. Yet, there is more in this path.

As was noted, the details about AEV assignments, starting from the notion of reliable evidence, remain unclear at the time of writing. The CRA is mostly silent about how to determine active exploitation, including perhaps with a threshold for seriousness. Yet, it is clear that security and vulnerability research, security testing, and security engineering in general are out of scope; vulnerabilities “that are discovered with no malicious intent for purposes of good faith testing, investigation, correction or disclosure to promote the security or safety of the system owner and its users should not be subject to mandatory notification”.⁷ While the availability of exploits is a well-studied topic [12], less is known about exploitation, although some notable works existing also in this regard [4]. As various data sources about AEVs and KEVs have been used in recent research [14], a better understanding is needed on how public authorities and vendors determine active exploitation and how robust the data sources are for research purposes.

The second research path is related: the EUVD should be validated, including with respect to its meta-data’s robustness and timeliness. Given existing results indicating different bugs and problems in other vulnerability databases, including the NVD [2, 19], a motivation for validation research would be easy to establish. This research path might provide also practical relevance because knowing about potential problems early on can save time and resources later on. In other words, switching costs, including with respect to different schemas or versions of standards, are a known issue also with vulnerability databases [23].

Last but not least, the EUVD provides valuable insights into the future of cyber security governance and coordination in the European Union. The NIS2 directive and the CRA are noteworthy in this regard because they operate with a rather complex multi-level governance framework [26, 28]. As was demonstrated, it is possible to observe via the database the engagement and activity of different European public authorities in vulnerability coordination. To this end, further research is required to deduce whether other European public authorities will engage more in the future; whether there will be further concentration of activity to some member states; and generally whether convergence will occur. While there is existing research on the coherence and convergence of European cyber security policies [5, 24], less is known about coherence and convergence in practice, including with respect to the day-to-day cyber security work.

References

- [1] Allodi, L., Massacci, F.: Comparing Vulnerability Severity and Exploits Using Case-Control Studies. *ACM Transactions on Information and System Security* 17(1), 1:1–1:20 (2014)

⁷ Recital 68 in Regulation (EU) 2024/2847.

- [2] Anwar, A., Abusnaina, A., Chen, S., Li, F., Mohaisen, D.: Cleaning the NVD: Comprehensive Quality Assessment, Improvements, and Analyses. *IEEE Transactions on Dependable and Secure Computing* 19(6), 4255–4269 (2021)
- [3] Azizi, S., Pakshad, P., Shameli-Sendi, A., Daneshgar, F.F.: Vulnerability Scoring Metric of CVSS Needs to be Adjusted per Each Product: Our Analysis on Linux and Apache. *Information Security Journal: A Global Perspective* 34(6), 535–560 (2025)
- [4] Bilge, L., Dumitras, T.: Before We Knew It: An Empirical Study of Zero-Day Attacks in the Real World. In: *Proceedings of the 2012 ACM Conference on Computer and Communications Security (CCS 2012)*. pp. 833–844. ACM, Raleigh (2012)
- [5] Carrapico, H., Barrinha, A.: The EU as a Coherent (Cyber)Security Actor? *Journal of Common Market Studies* 55(6), 1254–1272 (2017)
- [6] CISA: Reducing the Significant Risk of Known Exploited Vulnerabilities (2026), Cybersecurity & Infrastructure Agency (CISA), available online in February 2026: <https://www.cisa.gov/known-exploited-vulnerabilities>
- [7] ENISA: NIS Investments 2025 (2025), European Union Agency for Cybersecurity (ENISA), available online in February 2026: <https://www.enisa.europa.eu/sites/default/files/2026-02/NIS%20Investments%202025%20-%20Main%20report.pdf>
- [8] ENISA: European Union Vulnerability Database (2026), European Union Agency for Cybersecurity (ENISA), available online in February 2026: <https://euvd.enisa.europa.eu/>
- [9] ENISA: Single Reporting Platform (SRP) (2026), European Union Agency for Cybersecurity (ENISA), available online in February 2026: <https://www.enisa.europa.eu/topics/product-security-and-certification/single-reporting-platform-srp>
- [10] Esposito, M., Moreschini, S., Lenarduzzi, V., Hästbacka, D., Falessi, D.: Can We Trust the Default Vulnerabilities Severity? In: *Proceedings of the IEEE 23rd International Working Conference on Source Code Analysis and Manipulation (SCAM 2023)*. pp. 265–270. IEEE, Bogotá (2023)
- [11] Holm, H., Ekstedt, M., Andersson, D.: Empirical Analysis of System-Level Vulnerability Metrics through Actual Attacks. *IEEE Transactions on Dependable and Secure Computing* 9(6), 825–837 (2012)
- [12] Householder, A.D., Chrabaszcz, J., Novelly, T., Warren, D., Spring, J.M.: Historical Analysis of Exploit Availability Timelines. In: *13th USENIX Workshop on Cyber Security Experimentation and Test (CSET 2020)*. pp. 1–9. USENIX, Washington (2020)
- [13] Jacobs, J., Romanosky, S., Suci, O., Edwards, B., Sarabi, A.: Enhancing Vulnerability Prioritization: Data-Driven Exploit Predictions with Community-Driven Insights. In: *Proceedings of the IEEE European Symposium on Security and Privacy Workshops (EuroS&PW 2023)*. pp. 194–206. IEEE, Delft (2023)
- [14] Khoury, R., Khanmohammadi, K., Vallé, J., Hamou-Lhadj, A.: Mining Five Years of Actively Exploited Vulnerabilities. In: *Proceedings of the IEEE 49th Annual Computers, Software, and Applications Conference (COMPSAC 2025)*. pp. 921–931. IEEE, Toronto (2025)
- [15] Leyden, J.: Russia’s National Vulnerability Database Is a Bit Like the Soviet Union – Sparse and Slow (2018), *The Register*, available online in February 2026: https://www.theregister.com/2018/07/17/russia_vuln_database/
- [16] Massacci, F.: The Holy Grail of Vulnerability Predictions. *IEEE Security & Privacy* 22(1), 4–6 (2024)

- [17] Munaiah, N., Meneely, A.: Vulnerability Severity Scoring and Bounties: Why the Disconnect? In: Proceedings of the 2nd International Workshop on Software Analytics (SWAN 2016). pp. 8–14. ACM, Seattle (2016)
- [18] Neef, S., Schlunke, C., Hennig, A.: Do (Not) Tell Me About My Insecurities: Assessing the Status Quo of Coordinated Vulnerability Disclosure in Germany Amid New EU Cybersecurity Regulations. In: Proceedings of the European Symposium on Usable Security (EuroUSEC 2025). pp. 100–113. IEEE, Manchester (2025)
- [19] Nguyen, V.H., Massacci, F.: The (Un)Reliability of NVD Vulnerability Versions Data: An Empirical Experiment on Google Chrome Vulnerabilities. In: Proceedings of the 8th ACM SIGSAC Symposium on Information, Computer and Communications Security (ASIACCS 2013). pp. 493–498. ACM (2013)
- [20] Paulus, A.: Europe’s Cybersecurity Depends on the United States: Europe Can and Must Do More (2025), German Institute for International and Security Affairs, available online in December 2025: <http://doi.org/10.18449/2025C44>
- [21] Rampášek, M., Andraško, J., Sokol, P., Hamulak, O.: Hunting for Vulnerabilities: Call for European Protection of Security Researchers. *Journal of Cybersecurity* 12(1), 1–18 (2026)
- [22] Ruohonen, J.: An Empirical Analysis of Vulnerabilities in Python Packages for Web Applications. In: Proceedings of the 9th International Workshop on Empirical Software Engineering in Practice (IWESEP 2018). pp. 25–30. IEEE, Nara (2018)
- [23] Ruohonen, J.: A Look at the Time Delays in CVSS Vulnerability Scoring. *Applied Computing and Informatics* 15(2), 129–135 (2019)
- [24] Ruohonen, J.: The Incoherency Risk in the EU’s New Cyber Security Policies. In: Proceedings of the 23rd IFIP Conference on e-Business, e-Services, and e-Society (I3E 2024), Lecture Notes in Computer Science (Volume 14907). pp. 284–295. Springer, Heerlen (2024)
- [25] Ruohonen, J.: A Replication Package for a Paper Entitled “The Baby Steps of the European Union Vulnerability Database: An Empirical Inquiry” (2026), Zenodo, available online in February 2026: <https://doi.org/10.5281/zenodo.18652242>
- [26] Ruohonen, J., Rindell, K., Buseti, S.: From Cyber Security Incident Management to Cyber Security Crisis Management in the European Union. *Computers & Security* 159, 104689 (2025)
- [27] Ruohonen, J., Timmers, P.: Vulnerability Coordination Under the Cyber Resilience Act. *Applied Cybersecurity & Internet Governance* 4(1), 1–18 (2025)
- [28] Teichmann, F., Sergi, B.S.: The EU Cyber Resilience Act: Hybrid Governance, Compliance, and Cybersecurity Regulation in the Digital Ecosystem. *Computer Law & Security Review* 59, 106209 (2025)