

A Novel Three-Parameter Extended Weibull Distribution for Health Data Modelling.

Isqeel Ogunsola^{1,4*}, Nurudeen Ajadi² and Gboyega Adepoju³

^{1*}Department of Mathematics, University of Manchester, United Kingdom.

²Department of Mathematics, University of Louisiana at Lafayette, Louisiana, USA.

³Department of Mathematics, Nova Southeastern University, Davie, Florida, USA.

⁴Department of Statistics, Federal University of Agriculture, Abeokuta, Nigeria.

*Corresponding author(s). E-mail(s): isqeel.ogunsola@manchester.ac.uk;

Contributing authors: nurudeen.ajadi@louisiana.edu;

gadepoju@nova.edu;

Abstract

Weibull distribution is widely used in modelling health data. However, its lack of sufficient tail flexibility often results in poor fit in extreme events. We proposed another three-parameter extension of the Weibull distribution with additional flexibility without sacrificing tractability. We derived and studied its statistical properties, including reliability measures, quantile function, moment, stress-strength, mean waiting time, moment generating function, characteristics function, Rényi entropy, order statistics, mean residual life and mode. We adopted the inverse transform approach in random number generation, and through simulation, we evaluated the performance of the maximum likelihood estimates. The fitness of the distribution was examined using a fracture dataset and compared with five similar extensions of the Weibull distribution. Our proposed novel distribution fits the data best among the competing models. It is therefore recommended as a better alternative in modelling heavily tailed health data due to its flexibility. Robust estimation techniques would be valuable in addressing potential numerical challenges associated with the model in future studies.

Keywords: Flexibility, Tractability, Properties, Inverse transform and Health data.

1 Introduction

Researchers across disciplines, including medicine, health, biological, and environmental sciences, continually encounter complex real-world situations, and the main challenge is to identify their patterns. Probability distributions play a significant role in analysing real-world data across various areas of the applied sciences. These distributions are effective in analysing extreme situations and natural disasters such as earthquakes, weather, floods, and droughts (Klakattawi (2022), Chaito and Khamkong (2021), and Zare et al. (2021)).

However, it is widely known that there is no single probability distribution that is able to provide a satisfactory fit in all situations (Almalki and Yuan 2013). Therefore, researchers have repeatedly considered proposing new methods to introduce new distributions with a good ability to fit various types of data in different applications by adding a new parameter to common probability distributions. Some of the old methods of achieving this include exponentiation (Gupta et al. 1998), transmutation (Shaw and Buckley 2007), Marshall Olkin (Marshall and Olkin 1997), Gamma-generated families (Zografos and Balakrishnan 2009), Alpha power transformation (Mahdavi and Kundu 2017), to mention a few. See Lee et al. (2013) for a review of some of the old methods. Meanwhile, many new methods of distribution extensions have been proposed recently, which include Rasool et al. (2025), Novel Exponentiated G-family distribution (NEGFD), (Mir et al. 2025), PNJ method (Ahad et al. 2024), modified kies method (Al-Babtain et al. 2020), logarithmic-U family method (Zhao et al. (2023) and so on. While our study is mainly on SMP method of transformation (Rasool et al. 2025), we specifically highlighted some of these new methods introduced lately, which are yet to be explored in extending many base distributions. Note that PNJ and SMP methods are named after the authors using the first letters of their names. See (Ahad and Ahmad 2024; Rasool et al. 2025) for details about the abbreviation of the nomenclature.

Weibull distribution is one of the useful distributions in reliability, engineering, medicine, and other areas in modelling time-to-event data. Its cumulative distribution function (CDF) and probability distribution function (PDF) are given respectively as:

$$G(y) = \begin{cases} 1 - e^{-\left(\frac{y}{\beta}\right)^\phi} & y \geq 0, \\ 0 & y < 0 \end{cases}$$

and

$$g(y) = \begin{cases} \frac{\phi}{\beta} \left(\frac{y}{\beta}\right)^{\phi-1} e^{-\left(\frac{y}{\beta}\right)^\phi}, & y \geq 0, \\ 0 & y < 0 \end{cases}$$

Its relation to several other distributions gives it strength and wider applicability. However, the Weibull distribution failed to capture or model complex data structures and non-monotonic hazard rates. In particular, its lack of sufficient tail flexibility often results in poor fit in the extremes, which are of greatest practical importance. Our study introduces additional flexibility without sacrificing tractability, and this makes our proposed extension an improvement over the standard two-parameter Weibull distribution.

A new method of extending the flexibility of a distribution was given by [Rasool et al. \(2025\)](#). They stated that for a given random variable Y , the CDF and PDF of SMP transformed distribution are respectively given as:

$$F(y; \lambda) = \begin{cases} \frac{e^{(\log \lambda)\bar{G}(y)} - \lambda}{1 - \lambda} & \text{if } \lambda > 0, \lambda \neq 1, \\ G(y) & \text{if } \lambda = 1 \end{cases} \quad (1)$$

and

$$f(y; \lambda) = \begin{cases} \frac{e^{(\log \lambda)\bar{G}(y)}(\log \lambda)g(y)}{\lambda - 1} & \text{if } \lambda > 0, \lambda \neq 1, \\ g(y) & \text{if } \lambda = 1 \end{cases} \quad (2)$$

where $G(y)$ is the CDF of the base distribution, $\bar{G}(y)$ is the survival function given as $1 - G(y)$ and λ is the transforming parameter.

Following [Rasool et al. \(2025\)](#), the PDF and CDF of the three-parameter Weibull distribution via SMP method can be obtained as:

$$F_{SMPtW}(y; \lambda, \phi, \beta) = \begin{cases} \frac{e^{(\log \lambda)e^{-\left(\frac{y}{\beta}\right)^\phi}} - \lambda}{1 - \lambda} & \text{if } \lambda > 0, \lambda \neq 1, \\ 1 - e^{-\left(\frac{y}{\beta}\right)^\phi} & \text{if } \lambda = 1 \end{cases} \quad (3)$$

$$f_{SMPtW}(y; \lambda, \phi, \beta) = \begin{cases} \frac{e^{(\log \lambda)e^{-\left(\frac{y}{\beta}\right)^\phi}}(\log \lambda)\frac{\phi}{\beta}\left(\frac{y}{\beta}\right)^{\phi-1}e^{-\left(\frac{y}{\beta}\right)^\phi}}{\lambda - 1} & \text{if } \lambda > 0, \lambda \neq 1, \\ \frac{\phi}{\beta}\left(\frac{y}{\beta}\right)^{\phi-1}e^{-\left(\frac{y}{\beta}\right)^\phi} & \text{if } \lambda = 1 \end{cases} \quad (4)$$

Our goals in this study are to (i) provide an updated review of SMP transformed distributions (ii) introduce a new extension of Weibull distributions through SMP model transformation (iii) derive and study the statistical properties extensively (iv) generate random numbers from the distribution using the inverse transform approach and study ML estimates via simulation and (v) show the power of this distribution over existing similar distributions in modeling health data. The PDF and CDF of SMPtW distribution are given in Figures 1 and 2, respectively.

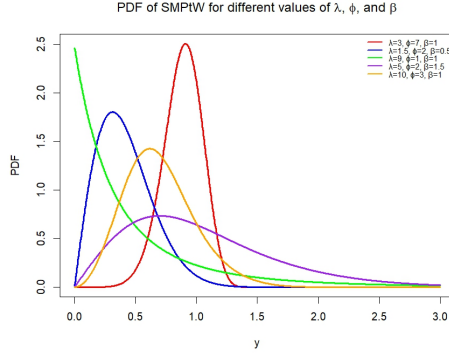


Fig. 1 PDF of SMPtW

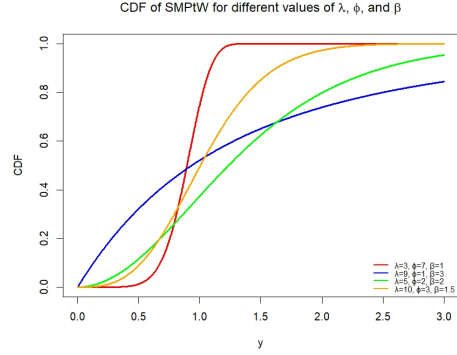


Fig. 2 CDF of SMPtW

The PDF and CDF plots for SMPtW distribution for different values of λ , ϕ and β are shown in Figures 1 and 2. The PDF has right skew, exponential decay, unimodal, increasing and decreasing shapes, while the CDF has an increasing shape.

The proposed SMPtW distribution has the following sub-models.

- It becomes a Weibull distribution when $\lambda = 1$, $\phi > 0$ and $\beta > 0$.
- It reduces to an Exponential distribution when $\lambda = 1$, $\phi = 1$ and $\beta > 0$.
- It becomes Rayleigh distribution if $\lambda = 1$, $\phi = 2$, and $\beta = \sqrt{2}\sigma$, where $\sigma > 0$ is the scale parameter of the Rayleigh distribution.

Other sections of the paper are structured as follows: Section 2 reviews some of the SMP transformed distributions previously studied and presents them in a fashion that is easy to compare at a glance. In Section 3, we introduced the novel three-parameter transformed Weibull distribution using the SMP approach named SMPtW distribution. Its important properties, such as reliability measures, quantile function, moments, stress-strength reliability, mean waiting time, moment-generating function, characteristic function, Rényi entropy, order statistics, mean residual life, and mode, were derived and studied extensively. In Sections 4 and 5, respectively, the MLE estimates were given, and a simulation study was carried out on the MLE using the bias and mean square error as evaluation metrics. In Section 6, the performance of the distribution was then examined using a health dataset and compared with other similar distributions. We discuss the result in Section 7. Finally, a concise conclusion and direction for future study were provided in Section 8.

2 Review of SMP transformed distributions

We provided an update on the review of SMP transformed distributions previously studied in this section. This is to keep the readers informed of the existing extended distributions through this approach and provide an opportunity to adopt this method in extending other base distributions yet to be explored via this approach.

SMP method was introduced with Lomax exponential as an example [Rasool et al. \(2025\)](#). They studied the properties of the new distributions in depth with application to two datasets and showed that the new extension has a better fit compared to Lomax and similar distributions. Ever since then, researchers have extended base distribution using this method. Other extended distributions through this method include: SMP Kumaraswamy ([Jan and Ahmad 2024](#)), SMP Inverted Exponential ([Ahad and Ahmad 2024](#)), SMP Pareto ([Ahad and Ahmad 2025](#)). To the best of our knowledge, as at the moment of writing this paper, only four base distributions have been transformed through SMP. The PDFs of previously transformed SMP distributions are given in [Table 1](#). The proposed distribution is then studied in [Section 3](#).

Table 1 Review of SMP transformed distributions

SN	Distributions	Probability density function
1	SMP Lomax	$f(z) = \begin{cases} \frac{e^{(\log \gamma)(1 + \frac{z}{\theta})^{-\phi}} (\log \gamma) \frac{\phi}{\theta} (1 + \frac{z}{\theta})^{-(\phi+1)}}{\gamma - 1}, & \gamma > 0, \gamma \neq 1, \\ \frac{\phi}{\theta} (1 + \frac{z}{\theta})^{-(\phi+1)}, & \gamma = 1 \end{cases}$
2	SMP Pareto	$f(z) = \begin{cases} \frac{\log(\gamma)}{\gamma - 1} \cdot \frac{\phi}{z^{\phi+1}} \cdot e^{-\frac{\log(\gamma)}{z^\phi}}, & \gamma > 0, \gamma \neq 1, \\ \frac{\phi}{z^{\phi+1}}, & \gamma = 1 \end{cases}$
3	SMP Kumaraswamy	$f(z) = \begin{cases} \frac{\lambda \phi \log \gamma z^{\lambda-1} (1-z^\lambda)^{\phi-1} e^{\log \gamma (1-z^\lambda)^\phi}}{\gamma - 1}, & \gamma > 0, \gamma \neq 1, \\ \lambda \phi z^{\lambda-1} (1-z^\lambda)^{\phi-1}, & \gamma = 1 \end{cases}$
4	SMP Inverted Exponential	$f(z) = \begin{cases} \frac{\log(\gamma)}{\gamma - 1} \cdot \frac{\gamma}{z^2} e^{(\log \gamma)(1 - e^{-\gamma/z})} e^{-\gamma/z}, & \gamma > 0, \gamma \neq 1, \\ \frac{\gamma}{z^2} e^{-\gamma/z}, & \gamma = 1 \end{cases}$

3 Properties of SMPtW Distribution

The properties of SMPtW distribution are investigated in this section. We established the survival function, hazard function, quantile function, moment, moment generating function, characteristic function, mode, mean waiting time, mean residual life, stress-strength reliability, order statistics, and the Rényi entropy of the proposed SMPtW distribution.

3.1 Reliability Measures: Survival and Hazard functions of SMPtW Distribution

Survival function is defined as $S(y) = 1 - F(y; \lambda, \phi, \beta)$. Using the CDF of SMPtW distribution in [equation 3](#), we obtained the survival function of SMPtW distributions as follows:

For $\lambda \neq 1$,

$$S_{SMPtW}(y) = 1 - \frac{e^{(\log \lambda) e^{-\left(\frac{y}{\beta}\right)^\phi}} - \lambda}{1 - \lambda}$$

$$= \frac{e^{(\log \lambda)e^{-\left(\frac{y}{\beta}\right)^\phi}} - 1}{\lambda - 1}$$

For $\lambda = 1$,

$$S_{SMPtW}(y) = e^{-\left(\frac{y}{\beta}\right)^\phi}.$$

Therefore,

$$S_{SMPtW}(y) = \begin{cases} \frac{e^{(\log \lambda)e^{-\left(\frac{y}{\beta}\right)^\phi}} - 1}{\lambda - 1} & \lambda > 0, \lambda \neq 1, \\ e^{-\left(\frac{y}{\beta}\right)^\phi}, & \lambda = 1. \end{cases} \quad (5)$$

Also, The hazard function is defined as

$$h_{SMPtW}(y) = \frac{f_{SMPtW}(y; \lambda, \phi, \beta)}{S_{SMPtW}(y)}.$$

Using equations 4 and 5, the hazard function is also obtained as:

For $\lambda \neq 1$,

$$h_{SMPtW}(y) = \frac{e^{(\log \lambda)e^{-\left(\frac{y}{\beta}\right)^\phi}} (\log \lambda) \frac{\phi}{\beta} \left(\frac{y}{\beta}\right)^{\phi-1} e^{-\left(\frac{y}{\beta}\right)^\phi}}{e^{(\log \lambda)e^{-\left(\frac{y}{\beta}\right)^\phi}} - 1}.$$

For $\lambda = 1$,

$$h_{SMPtW}(y) = \frac{\phi}{\beta} \left(\frac{y}{\beta}\right)^{\phi-1}.$$

Hence, the hazard function is given as:

$$h_{SMPtW}(y) = \begin{cases} \frac{e^{(\log \lambda)e^{-\left(\frac{y}{\beta}\right)^\phi}} (\log \lambda) \frac{\phi}{\beta} \left(\frac{y}{\beta}\right)^{\phi-1} e^{-\left(\frac{y}{\beta}\right)^\phi}}{e^{(\log \lambda)e^{-\left(\frac{y}{\beta}\right)^\phi}} - 1} & \lambda > 0, \lambda \neq 1, \\ \frac{\phi}{\beta} \left(\frac{y}{\beta}\right)^{\phi-1} e^{-\left(\frac{y}{\beta}\right)^\phi}, & \lambda = 1. \end{cases}$$

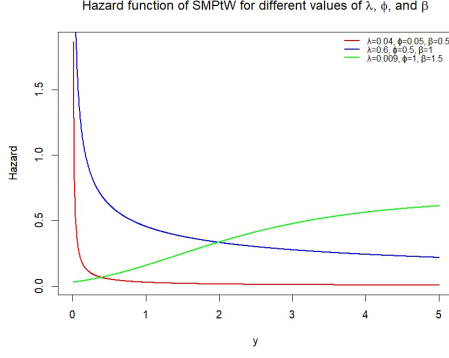


Fig. 3 Hazard function of SMPtW

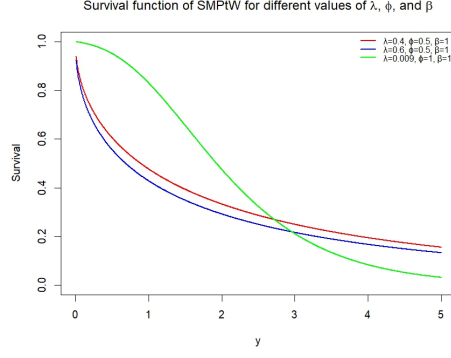


Fig. 4 Survival function of SMPtW

The plots of survival and hazard functions of SMPtW distribution are shown in Figures 3 and 4, respectively. The hazard function has increasing, decreasing, constant and non-monotonic shapes while the survival function has a decreasing shape.

3.2 Quantile Function

Theorem 1 If $Y \sim SMPtW(\lambda, \phi, \beta)$ distribution, then the quantile function of Y is given as

$$Q(u) = \beta \left[\log \left(\frac{\log \lambda}{\log \{u(1-\lambda) + \lambda\}} \right) \right]^{1/\phi}, \quad 0 < u < 1$$

Proof Set $u = F_{SMPtW}(y; \lambda, \phi, \beta)$, the quantile function can be obtained as follows:

$$u = \frac{e^{(\log \lambda) e^{-\left(\frac{y}{\beta}\right)^\phi}} - \lambda}{1 - \lambda}$$

Implies that

$$u(1 - \lambda) + \lambda = e^{(\log \lambda) e^{-\left(\frac{y}{\beta}\right)^\phi}}$$

Taking the logarithm of both sides, we have

$$(\log \lambda) e^{-\left(\frac{y}{\beta}\right)^\phi} = \log(\lambda + u(1 - \lambda)).$$

Simplifying,

$$e^{-\left(\frac{y}{\beta}\right)^\phi} = \frac{\log(\lambda + u(1 - \lambda))}{\log \lambda}.$$

$$-\left(\frac{y}{\beta}\right)^\phi = \log \left(\frac{\log(\lambda + u(1 - \lambda))}{\log \lambda} \right).$$

We obtained the quantile function as:

$$Q(u) = \beta \left[-\log \left(\frac{\log(\lambda + u(1 - \lambda))}{\log \lambda} \right) \right]^{1/\phi}, \quad 0 < u < 1. \quad (6)$$

Where u follows a uniform $(0, 1)$ distribution. \square

Hence, the median and other quartiles can be obtained using equation 6. For example, the median can be obtained by setting $u = 0.5$ as follows:

$$Q(0.5) = \beta \left[-\log \left(\frac{\log(\lambda + 0.5(1 - \lambda))}{\log \lambda} \right) \right]^{1/\phi}, \quad 0 < u < 1.$$

3.3 Moment

The moments provide a complete characterisation of the SMPtW distributions' shape and central tendencies.

Theorem 2 Suppose $Y \sim SMPtW(\lambda, \phi, \beta)$, then, the r^{th} moment is given by

$$E(Y^r) = \frac{\log \lambda}{\lambda - 1} \beta^r \cdot \Gamma \left(\frac{r}{\phi} + 1 \right) \sum_{j=0}^{\infty} \frac{(\log \lambda)^j}{j!(j+1)^{r/\phi+1}}$$

Proof The r^{th} moment of a random variable Y that follows SMPtW distribution is defined by

$$\begin{aligned} \mu_r &= E(Y^r) = \int_0^{\infty} y^r \cdot f_{SMPtW}(y, \lambda, \phi, \beta) dy \\ E(Y^r) &= \int_0^{\infty} y^r \cdot \frac{e^{(\log \lambda)e^{-(\frac{y}{\beta})^\phi}} (\log \lambda)^{\frac{\phi}{\beta}} (\frac{y}{\beta})^{\phi-1} e^{-(\frac{y}{\beta})^\phi}}{\lambda - 1} dy \\ &= \frac{\phi \log \lambda}{\beta(\lambda - 1)} \int_0^{\infty} y^r \cdot (\frac{y}{\beta})^{\phi-1} e^{-(\frac{y}{\beta})^\phi} e^{(\log \lambda)e^{-(\frac{y}{\beta})^\phi}} dy \end{aligned}$$

$$\text{Let } (\frac{y}{\beta})^{\phi-1} = \frac{y^{\phi-1}}{\beta^{\phi-1}} \text{ and } y^r \cdot (\frac{y}{\beta})^{\phi-1} = y^{r+\phi-1} \beta^{-(\phi-1)}$$

$$E(Y^r) = \frac{\phi \log \lambda}{\beta^\phi(\lambda - 1)} \int_0^{\infty} y^{r+\phi-1} e^{-(\frac{y}{\beta})^\phi} e^{(\log \lambda)e^{-(\frac{y}{\beta})^\phi}} dy$$

Let $t = (\frac{y}{\beta})^\phi$, so we have that $y = \beta t^{1/\phi}$, $dy = \frac{\beta}{\phi} t^{\frac{1}{\phi}-1} dt$.

$$y^{r+\phi-1} = \beta^{r+\phi-1} t^{\frac{r+\phi-1}{\phi}}; e^{-(\frac{y}{\beta})^\phi} = e^{-t} \text{ and } e^{(\log \lambda)e^{-(\frac{y}{\beta})^\phi}} = e^{(\log \lambda)e^{-t}}$$

$$\begin{aligned} E(Y^r) &= \frac{\phi \log \lambda}{\beta^\phi(\lambda - 1)} \int_0^{\infty} \beta^{r+\phi-1} t^{\frac{r+\phi-1}{\phi}} e^{-t} e^{(\log \lambda)e^{-t}} \frac{\beta}{\phi} t^{\frac{1}{\phi}-1} dt \\ &= \frac{\log \lambda}{\lambda - 1} \cdot \beta^r \int_0^{\infty} t^{r/\phi} e^{-t} \cdot e^{(\log \lambda)e^{-t}} dt \end{aligned}$$

Using the power series,

$$e^{(\log \lambda)e^{-t}} = \sum_{j=0}^{\infty} \frac{(\log \lambda)^j}{j!} e^{-jt}$$

$$E(Y^r) = \frac{\log \lambda}{\lambda - 1} \cdot \beta^r \sum_{j=0}^{\infty} \frac{(\log \lambda)^j}{j!} \int_0^{\infty} t^{r/\phi} e^{-(j+1)t} dt$$

$$\text{Let } v = (j+1)t, dt = \frac{dv}{(j+1)}, t^{r/\phi} = \frac{v^{r/\phi}}{(j+1)^{r/\phi}}.$$

$$E(Y^r) = \frac{\log \lambda}{\lambda - 1} \cdot \beta^r \sum_{j=0}^{\infty} \frac{(\log \lambda)^j}{j!} \int_0^{\infty} \frac{v^{r/\phi} \cdot e^{-v}}{(j+1)^{r/\phi+1}} dv$$

$$= \frac{\log \lambda}{\lambda - 1} \beta^r \sum_{j=0}^{\infty} \frac{(\log \lambda)^j}{j!(j+1)^{r/\phi+1}} \int_0^{\infty} v^{r/\phi} \cdot e^{-v} dv$$

$$E(Y^r) = \frac{\log \lambda}{\lambda - 1} \beta^r \cdot \Gamma\left(\frac{r}{\phi} + 1\right) \sum_{j=0}^{\infty} \frac{(\log \lambda)^j}{j!(j+1)^{r/\phi+1}} \quad (7)$$

□

Consequently, the first, second, third and fourth moments can be obtained using equation 7 by setting $r = 1, 2, 3$ and 4 respectively.

3.4 Moment Generating Function

The moment generating function (MGF) is used in obtaining the moments of a distribution, such as the mean and so on. We provided the MGF of the SMPtW distribution in this subsection.

Theorem 3 *The MGF of a random variable say Y that follows SMPtW distribution is denoted as $M_y(t)$ is*

$$M_y(t) = \sum_{r=0}^{\infty} \frac{t^r}{r!} \frac{\log \lambda}{\lambda - 1} \sum_{j=0}^{\infty} \frac{(\log \lambda)^j}{j!(j+1)^{r/\phi+1}} \Gamma\left(\frac{r}{\phi} + 1\right) \quad (8)$$

Proof The MGF of SMPtW distribution is given as:

$$M_y(t) = \int_0^{\infty} e^{ty} f_{\text{SMPtW}}(y; \lambda, \phi, \beta) dy \quad (9)$$

Expressing e^{ty} in series form, we have;

$$M_y(t) = \sum_{r=0}^{\infty} \frac{t^r}{r!} \int_0^{\infty} y^r f_{\text{SMPtW}}(y; \lambda, \phi, \beta) dy$$

Following the r th moment earlier obtained in equation 7, we obtained the MGF of SMPtW distribution as:

$$M_y(t) = \sum_{r=0}^{\infty} \beta^r \frac{t^r}{r!} \frac{\log \lambda}{\lambda - 1} \Gamma\left(\frac{r}{\phi} + 1\right) \sum_{j=0}^{\infty} \frac{(\log \lambda)^j}{j!(j+1)^{r/\phi+1}} \quad (10)$$

□

3.5 Characteristics Function

The advantage of this property is that it exists for all distributions, even when the moment generating function does not exist. The characteristic function for a random variable Y denoted as $J_Y(t)$ is defined as:

$$J_Y(t) = E(e^{ity})$$

Theorem 4 Suppose $Y \sim \text{SMPtW}(\lambda, \phi, \beta)$, the characteristics function $J_Y(t)$ of SMPtW is given as

$$J_Y(t) = \frac{\log \lambda}{\lambda - 1} \sum_{r=0}^{\infty} \beta^r \frac{(it)^r}{r!} \Gamma\left(\frac{r}{\phi} + 1\right) \sum_{j=0}^{\infty} \frac{(\log \lambda)^j}{j!(j+1)^{r/\phi+1}}$$

Proof By definition, the characteristic function of SMtW distribution is given as:

$$J_Y(t) = \int_0^{\infty} e^{ity} f_{\text{SMPtW}}(y; \lambda, \phi, \beta) dy$$

By series expansion, we have;

$$J_Y(t) = \sum_{r=0}^{\infty} \frac{(it)^r}{r!} \int_0^{\infty} y^r f_{\text{SMPtW}}(y; \lambda, \phi, \beta) dy$$

Now, using equation 7 we obtain;

$$J_Y(t) = \frac{\log \lambda}{\lambda - 1} \sum_{r=0}^{\infty} \beta^r \frac{(it)^r}{r!} \Gamma\left(\frac{r}{\phi} + 1\right) \sum_{j=0}^{\infty} \frac{(\log \lambda)^j}{j!(j+1)^{r/\phi+1}} \quad (11)$$

□

3.6 Mode of SMPtW Distribution

Given a random variable Y which follows the SMPtW distribution, the mode of the distribution is the value of y for which $\frac{d}{dx} f(y) = 0$ and $\frac{d^2}{dx^2} f(y) < 0$. However, given the positive nature of the PDF, the mode can also be obtained by finding the value of y for which the log of the PDF derivative equals zero, i.e. $\frac{d}{dy} \log f(y) = 0$. Using equation 4, we derived the mode as follows:

$$\begin{aligned} \text{Log}(f_{\text{SMPtW}}(y; \lambda, \phi, \beta)) &= \log \left(\frac{e^{(\log \lambda) e^{-\left(\frac{y}{\beta}\right)^\phi}}}{\lambda - 1} (\log \lambda) \frac{\phi}{\beta} \left(\frac{y}{\beta}\right)^{\phi-1} e^{-\left(\frac{y}{\beta}\right)^\phi} \right) \\ &= (\log \lambda) e^{-\left(\frac{y}{\beta}\right)^\phi} - (y/\beta)^\phi + \log(\log \lambda) + \log(\phi/\beta) \\ &\quad + (\phi - 1) \log(y/\beta) - \log(\lambda - 1) \end{aligned}$$

Now, differentiating with respect to y , we have;

$$\frac{d \text{Log} f_{\text{SMPTW}}(y; \lambda, \phi, \beta)}{dy} = -(\log \lambda) \frac{\phi}{\beta} \left(\frac{y}{\beta}\right)^{\phi-1} e^{-(\frac{y}{\beta})^\phi} - \frac{\phi}{\beta} \left(\frac{y}{\beta}\right)^{\phi-1} + (\phi-1)/y$$

Equating to zero, we have;

$$\begin{aligned} 0 &= -(\log \lambda) \frac{\phi}{\beta} \left(\frac{y}{\beta}\right)^{\phi-1} e^{-(\frac{y}{\beta})^\phi} - \frac{\phi}{\beta} \left(\frac{y}{\beta}\right)^{\phi-1} + (\phi-1)/y \\ \phi-1 &= \frac{\phi y}{\beta} \left(\frac{y}{\beta}\right)^{\phi-1} \left[(\log \lambda) e^{-(\frac{y}{\beta})^\phi} + 1 \right] \\ &= \phi \left(\frac{y}{\beta}\right)^\phi \left[(\log \lambda) e^{-(\frac{y}{\beta})^\phi} + 1 \right] \end{aligned}$$

Therefore,

$$y = \beta \left[\frac{\phi-1}{\phi [(\log \lambda) e^{-(\frac{y}{\beta})^\phi} + 1]} \right]^{1/\phi} \quad (12)$$

Remark 2: The equation 12 is not in a closed form and can be obtained numerically. It is to be noted that if $\phi > 1$, the density admits an interior mode given by the unique solution of 12. If $0 < \phi \leq 1$, and for $y > 0$, all the derivatives will be negative with a decreasing density and mode at $y = 0$.

3.7 Mean Waiting Time

Theorem 5 The mean waiting time for a random variable Y which follows the SMPTW distribution is given as:

$$\bar{\mu}(t) = t + \frac{\beta(\log \lambda)}{e^{(\log \lambda) e^{-(\frac{t}{\beta})^\phi}} - \lambda} \sum_{j=0}^{\infty} \frac{(\log \lambda)^j}{j!(j+1)^{1+1/\phi}} \gamma \left(1 + \frac{1}{\phi}, (j+1)(t/\beta)^\phi \right)$$

Proof The mean waiting time is defined by

$$\bar{\mu}(t) = t - \frac{1}{F(t)} \int_0^t y \cdot f_{\text{SMPTW}}(y; \lambda, \phi, \beta) dy = t - \frac{1-\lambda}{e^{(\log \lambda) e^{-(\frac{t}{\beta})^\phi}} - \lambda} \int_0^t y \cdot \frac{e^{(\log \lambda) e^{-(\frac{y}{\beta})^\phi}} (\log \lambda) \frac{\phi}{\beta} (\frac{y}{\beta})^{\phi-1} e^{-(\frac{y}{\beta})^\phi}}{\lambda-1} dy$$

Let $u = -\left(\frac{y}{\beta}\right)^\phi$; $y = \beta u^{1/\phi}$; $dy = \frac{\beta}{\phi} u^{1/\phi-1} du$. In addition, we have the conditions that: $y = 0$ then $u = 0$ and if $y = t$ then $u = \left(\frac{-t}{\beta}\right)^\phi$

Using the power series

$$e^{(\log \lambda) e^{-u}} = \sum_{j=0}^{\infty} \frac{(\log \lambda)^j}{j!} e^{-ju}$$

$$\bar{\mu}(t) = t + \frac{\lambda - 1}{\left(e^{(\log\lambda)e^{-\left(\frac{t}{\beta}\right)}} - \lambda \right) (\lambda - 1)} \beta(\log\lambda) \sum_{j=0}^{\infty} \frac{(\log\lambda)^j}{j!} \int_0^u u^{1/\phi} \cdot e^{-(j+1)u} du$$

$$v = (j+1)u, \quad du = \frac{dv}{(j+1)}.$$

The integral function can be expressed as

$$\int_0^u u^{1/\phi} \cdot e^{-(j+1)u} du = \frac{1}{(j+1)^{1+1/\phi}} \gamma \left(1 + \frac{1}{\phi}, (j+1)(t/\beta)^\phi \right)$$

$$\bar{\mu}(t) = t + \frac{\beta(\log\lambda)}{e^{(\log\lambda)e^{-\left(\frac{t}{\beta}\right)}} - \lambda} \sum_{j=0}^{\infty} \frac{(\log\lambda)^j}{j!(j+1)^{1+1/\phi}} \gamma \left(1 + \frac{1}{\phi}, (j+1)(t/\beta)^\phi \right) \quad (13)$$

□

3.8 Mean Residual Life of SMPtW Distribution

Theorem 6 *The mean residual of the SMPtW distribution is given as*

$$\mu(t) = \frac{-\beta \log \lambda}{1 - e^{(\log\lambda)e^{-\left(\frac{t}{\beta}\right)^\phi}} \sum_{j=0}^{\infty} \frac{(\log\lambda)^j}{j!(j+1)^{(1/\phi+1)}} \Gamma \left(1 + \frac{1}{\phi}, (j+1)(t/\beta)^\phi \right) - t$$

Proof The mean residual life of a distribution can be defined as

$$\mu(t) = \frac{1}{S(t)} \cdot \left(E(Y) - \int_0^t y \cdot f_{SMPtW}(y; \lambda, \phi, \beta) \right) - t$$

We defined the survival function $S(t) = 1 - F(t)$ below

$$S(t) = \frac{1 - e^{(\log\lambda)e^{-\left(\frac{y}{\beta}\right)^\phi}}}{1 - \lambda}$$

From equation 7, The first moment is

$$E(Y) = \frac{\beta \log \lambda}{\lambda - 1} \Gamma \left(\frac{1}{\phi} + 1 \right) \sum_{j=0}^{\infty} \frac{(\log\lambda)^j}{j!(j+1)^{1/\phi+1}} j!$$

and

$$\int_0^t y \cdot f_{SMPtW}(y, \lambda, \phi, \beta) dy = \frac{\beta \log \lambda}{\lambda - 1} \sum_{j=0}^{\infty} \frac{(\log\lambda)^j}{j!(j+1)^{1/\phi+1}} \gamma \left(1 + \frac{1}{\phi}, (j+1)(t/\beta)^\phi \right)$$

By simplification, we have that:

$$\mu(t) = \frac{-\beta \log \lambda}{1 - e^{(\log\lambda)e^{-\left(\frac{t}{\beta}\right)^\phi}} \sum_{j=0}^{\infty} \frac{(\log\lambda)^j}{j!(j+1)^{(1/\phi+1)}} \Gamma \left(1 + \frac{1}{\phi}, (j+1)(t/\beta)^\phi \right) - t \quad (14)$$

□

3.9 Stress-Strength Reliability

Suppose that Y_1 and Y_2 are continuous random variables where $Y_1 \sim SMPtW(\lambda_1, \phi_1, \beta_1)$ and $Y_2 \sim SMPtW(\lambda_2, \phi_2, \beta_2)$, then, the stress-strength parameter, say R , is defined as

$$R = \int_{-\infty}^{\infty} f_1(y; \lambda_1, \phi_1, \beta_1) F_2(y; \lambda_2, \phi_2, \beta_2) dy.$$

For instance, suppose Y_1 represents the strength of a component, independent of Y_2 , the component's stress. If $Y_1 < Y_2$, then either the component fails or the system that uses the component may malfunction. Hence, reliability can be expressed as the probability that $Y_1 > Y_2$. That is,

$$R = P(Y_1 > Y_2) = \int_{-\infty}^{\infty} f_1(y; \lambda_1, \phi_1, \beta_1) F_2(y; \lambda_2, \phi_2, \beta_2) dy.$$

Now, using the CDF and the PDF of SMPtW distribution in equations 3 and 4, we obtained;

$$R = \int_0^{\infty} \left(\frac{e^{\log \lambda_1 e^{-(y/\beta_1)^{\phi_1}}} \log(\lambda_1) * \phi_1 e^{-(y/\beta_1)^{\phi_1}} (y/\beta_1)^{\phi_1-1}}{\lambda_1 - 1} \right) \left(\frac{e^{\log(\lambda_2) e^{-(y/\beta_2)^{\phi_2}}} - \lambda_2}{1 - \lambda_2} \right) dy$$

$$R = \frac{\log(\lambda_1) \phi_1}{(\lambda_1 - 1)(1 - \lambda_2)} \left[\int_0^{\infty} e^{[\log(\lambda_1) e^{-(y/\beta_1)^{\phi_1}} - (y/\beta_1)^{\phi_1} + \log(\lambda_2) e^{-(y/\beta_2)^{\phi_2}}]} (y/\beta_1)^{\phi_1-1} dy - \lambda_2 \right. \\ \left. \times \int_0^{\infty} e^{[\log(\lambda_1) e^{-(y/\beta_1)^{\phi_1}} - (y/\beta_1)^{\phi_1}]} (y/\beta_1)^{\phi_1-1} dy \right] \quad (15)$$

The stress-strength reliability above is not in a closed form if the shape parameters $\phi_1 \neq \phi_2$ and $\beta_1 \neq \beta_2$ and thus, must be evaluated numerically. However, if the shape parameters $\phi_1 = \phi_2$, and $\beta_1 = \beta_2$, we have a closed form, and the Stress-Strength Reliability is given as

$$R = \frac{\log(\lambda_1)}{(\lambda_1 - 1)(1 - \lambda_2)} \left[\frac{\lambda_1 \lambda_2 - 1}{\log(\lambda_1 \lambda_2)} - \lambda_2 \frac{\lambda_1 - 1}{\log(\lambda_1)} \right] \quad (16)$$

The reliability above is obtained by setting $t = (y/\beta)^{\phi}$ in equation 15 so that $dy = \frac{\phi}{\beta} t^{\phi-1} dt$.

3.10 Order Statistics

Suppose $y_{(1)}, y_{(2)}, \dots, y_{(n)}$ are random samples obtained from SMPtW distribution. Let $Y_{(j;n)}$ be the j^{th} order statistics with SMPtW PDF. Hence, the probability distribution function of $y_{(j;n)}$ denoted as $f_{(j;n)}(y; \lambda, \phi, \beta)$ is given as:

$$f_{(j:n)}(y; \lambda, \phi, \beta) = \frac{n!}{(j-1)!(n-j)!} [F_{\text{SMPtW}}(y; \lambda, \phi, \beta)]^{j-1} [1 - F_{\text{SMPtW}}(y; \lambda, \phi, \beta)]^{n-j} f_{\text{SMPtW}}(y; \lambda, \phi, \beta) \quad (17)$$

Using the PDF and CDF of SMPtW distribution in equations 4 and 3 respectively, the j^{th} ordered statistics of SMPtW distribution is derived following from equation 17 as:

$$\begin{aligned} f_{(j:n)}(y; \lambda, \phi, \beta) &= \frac{y^{\phi-1} n! \phi (\log \lambda)}{\beta (\lambda - 1) (j-1)! (n-j)!} \left[\frac{e^{(\log \lambda) e^{-\left(\frac{y}{\beta}\right)^\phi}} - \lambda}{1 - \lambda} \right]^{j-1} \\ &\quad \times \left[1 - \frac{e^{(\log \lambda) e^{-\left(\frac{y}{\beta}\right)^\phi}} + \lambda}{1 - \lambda} \right]^{n-j} e^{[(\log \lambda) e^{-\left(\frac{y}{\beta}\right)^\phi} - \left(\frac{y}{\beta}\right)^\phi]} \\ f_{(j:n)}(y; \lambda, \phi, \beta) &= \frac{n! \phi (\log \lambda) y^{\phi-1} [1 - \lambda]^{1-n}}{\beta^\phi (\lambda - 1) (j-1)! (n-j)!} [e^{(\log \lambda) e^{-\left(\frac{y}{\beta}\right)^\phi}} - \lambda]^{j-1} \\ &\quad \times [1 - e^{(\log \lambda) e^{-\left(\frac{y}{\beta}\right)^\phi}}]^{n-j} e^{\left[(\log \lambda) e^{-\left(\frac{y}{\beta}\right)^\phi} - \left(\frac{y}{\beta}\right)^\phi \right]} \end{aligned} \quad (18)$$

We can then obtain the first and n th order statistics using equation 18. Consequently, the first and n th order statistics are given in equations 19 and 20 respectively.

$$f_{(1:n)}(y; \lambda, \phi, \beta) = \frac{n! \phi (\log \lambda) y^{\phi-1} (1 - \lambda)^{1-n}}{\beta^\phi (\lambda - 1)} \left[1 - e^{(\log \lambda) e^{-\left(\frac{y}{\beta}\right)^\phi}} \right]^{n-1} e^{\left[(\log \lambda) e^{-\left(\frac{y}{\beta}\right)^\phi} - \left(\frac{y}{\beta}\right)^\phi \right]} \quad (19)$$

$$f_{(n:n)}(y; \lambda, \phi, \beta) = \frac{n! \phi (\log \lambda) y^{\phi-1} (1 - \lambda)^{1-n}}{\beta^\phi (\lambda - 1)} \left[e^{(\log \lambda) e^{-\left(\frac{y}{\beta}\right)^\phi}} - \lambda \right]^{n-1} e^{\left[(\log \lambda) e^{-\left(\frac{y}{\beta}\right)^\phi} - \left(\frac{y}{\beta}\right)^\phi \right]} \quad (20)$$

3.11 Rényi Entropy

In this section, we derived the Rényi entropy denoted as $E_r(y; \lambda, \phi, \beta)$ given by

$$E_r(y; \lambda, \phi, \beta) = \frac{1}{1-h} \log \left(\int_0^\infty f_{\text{SMPtW}}(y; \lambda, \phi, \beta)^h dy \right); \quad h > 0, h \neq 1 \quad (21)$$

Theorem 7 The Rényi entropy of a random variable which follows the SMPtW distribution is given as:

$$E_r(y; \lambda, \phi, \beta) = \frac{1}{1-h} \log \left[\left(\frac{(\log \lambda) \phi}{\beta(\lambda-1)} \right)^h \frac{\beta}{\phi} \Gamma \left(\frac{\phi h - h + 1}{\phi} \right) \sum_{j=0}^{\infty} \frac{(h \log \lambda)^j}{j!} (h+j)^{-\frac{\phi h - h + 1}{\phi}} \right]$$

where $\beta > 0, \phi > 0$ and $h + j > 0$

Proof Rényi entropy is given by

$$E_r(y; \lambda, \phi, \beta) = \frac{1}{1-h} \log \left(\int_0^{\infty} f_{\text{SMPtW}}(y; \lambda, \phi, \beta)^h dy \right); \quad h > 0, h \neq 1 \quad (22)$$

Now, using the PDF given in equation 4, we have;

$$E_r(y; \lambda, \phi, \beta) = \frac{1}{1-h} \log \left(\int_0^{\infty} \left[\frac{e^{(\log \lambda) e^{-\left(\frac{y}{\beta}\right)^\phi}}}{\lambda-1} (\log \lambda) \frac{\phi}{\beta} \left(\frac{y}{\beta}\right)^{\phi-1} e^{-\left(\frac{y}{\beta}\right)^\phi} \right]^h dy \right)$$

$$E_r(y; \lambda, \phi, \beta) = \frac{1}{1-h} \log \left(\left[\frac{\phi \log \lambda}{\beta(\lambda-1)} \right]^h \int_0^{\infty} \left(\frac{y}{\beta}\right)^{h(\phi-1)} e^{-h\left(\frac{y}{\beta}\right)^\phi} e^{h(\log \lambda) e^{-\left(\frac{y}{\beta}\right)^\phi}} dy \right)$$

Using the Taylor series expansion

$$e^{h(\log \lambda) e^{-\left(\frac{y}{\beta}\right)^\phi}} = \sum_{j=0}^{\infty} \frac{(h \log \lambda)^j}{j!} e^{-j\left(\frac{y}{\beta}\right)^\phi}$$

we have:

$$E_r(y; \lambda, \phi, \beta) = \frac{1}{1-h} \log \left(\left[\frac{\phi \log \lambda}{\beta(\lambda-1)} \right]^h \int_0^{\infty} \left(\frac{y}{\beta}\right)^{h(\phi-1)} e^{-h\left(\frac{y}{\beta}\right)^\phi} \sum_{j=0}^{\infty} \frac{(h \log \lambda)^j}{j!} e^{-j\left(\frac{y}{\beta}\right)^\phi} dy \right)$$

$$E_r(y; \lambda, \phi, \beta) = \frac{1}{1-h} \log \left(\left[\frac{\phi \log \lambda}{\beta(\lambda-1)} \right]^h \sum_{j=0}^{\infty} \frac{(h \log \lambda)^j}{j!} \int_0^{\infty} \left(\frac{y}{\beta}\right)^{h(\phi-1)} e^{-h\left(\frac{y}{\beta}\right)^\phi} e^{-j\left(\frac{y}{\beta}\right)^\phi} dy \right)$$

$$E_r(y; \lambda, \phi, \beta) = \frac{1}{1-h} \log \left(\left[\frac{\phi \log \lambda}{\beta(\lambda-1)} \right]^h \sum_{j=0}^{\infty} \frac{(h \log \lambda)^j}{j!} \int_0^{\infty} \left(\frac{y}{\beta}\right)^{h(\phi-1)} e^{-(h+j)\left(\frac{y}{\beta}\right)^\phi} dy \right) \quad (23)$$

To simplify, let $z = \left(\frac{y}{\beta}\right)^\phi$,

Therefore, $y = \beta z^{1/\phi}$ $dy = \frac{\beta}{\phi} z^{\frac{1}{\phi}-1} dz$ and $\left(\frac{y}{\beta}\right)^{h(\phi-1)} = z^{\frac{h(\phi-1)}{\phi}}$

Hence,

$$\int_0^{\infty} \left(\frac{y}{\beta}\right)^{h(\phi-1)} e^{-(h+j)\left(\frac{y}{\beta}\right)^\phi} dy = \frac{\beta}{\phi} \int_0^{\infty} z^{\frac{h(\phi-1)}{\phi} + \frac{1}{\phi} - 1} e^{-(h+j)z} dz$$

$$\int_0^{\infty} \left(\frac{y}{\beta}\right)^{h(\phi-1)} e^{-(h+j)\left(\frac{y}{\beta}\right)^\phi} dy = \frac{\beta}{\phi} \int_0^{\infty} z^{\frac{h\phi-h+1}{\phi} - 1} e^{-(h+j)z} dz$$

Using the general gamma function formula, we have:

$$\int_0^\infty \left(\frac{y}{\beta}\right)^{h(\phi-1)} e^{-(h+j)\left(\frac{y}{\beta}\right)^\phi} dy = \frac{\beta}{\phi} \Gamma\left(\frac{h\phi-h+1}{\phi}\right) (h+j)^{-\left(\frac{h\phi-h+1}{\phi}\right)} \quad (24)$$

Substituting equation 24 in equation 23, we obtained the Rényi entropy for SMPtW distribution as

$$E_r(y; \lambda, \phi, \beta) = \frac{1}{1-h} \log \left[\left(\frac{(\log \lambda)\phi}{\beta(\lambda-1)} \right)^h \frac{\beta}{\phi} \Gamma\left(\frac{\phi h - h + 1}{\phi}\right) \sum_{j=0}^{\infty} \frac{(h \log \lambda)^j}{j!} (h+j)^{-\frac{\phi h - h + 1}{\phi}} \right] \quad (25)$$

□

4 Maximum Likelihood Estimation

The likelihood function for the SMPtW distribution obtained as:

$$L(\theta|\mathbf{y}) = \prod_{i=1}^n f(y_i|\lambda, \phi, \beta)$$

$$L = \prod_{i=1}^n \frac{e^{[(\log \lambda)e^{-(y_i/\beta)^\phi} - (y_i/\beta)^\phi]} (\log \lambda) (\phi/\beta) (y_i/\beta)^{\phi-1}}{\lambda - 1}$$

Hence, log likelihood function is given by;

$$\begin{aligned} Q = \log L &= \log \lambda \sum_{i=1}^n e^{-(y_i/\beta)^\phi} + n \log(\log \lambda) + n \log(\phi/\beta) + (\phi-1) \sum_{i=1}^n (\log(y_i/\beta)) \\ &\quad - \sum_{i=1}^n (y_i/\beta)^\phi - n \log(\lambda - 1) \end{aligned} \quad (26)$$

The MLEs of λ , ϕ and β are obtained by partially differentiating Q in equation 26 with respect to λ , ϕ and β and equating to zero as follows:

$$\frac{\partial Q}{\partial \lambda} = \frac{1}{\lambda} \sum_{i=1}^n e^{-(y_i/\beta)^\phi} + \frac{n}{\lambda \log \lambda} + \frac{n}{\lambda - 1} = 0 \quad (27)$$

$$\frac{\partial Q}{\partial \phi} = -(\log \lambda) \sum_{i=1}^n (y_i/\beta)^\phi \log(y_i/\beta) e^{(y_i/\beta)^\phi} + \frac{n\beta}{\phi} + \sum_{i=1}^n \log(y_i/\beta) - \sum_{i=1}^n (y_i/\beta)^\phi \log(y_i/\beta) \quad (28)$$

$$\frac{\partial Q}{\partial \beta} = -\frac{\phi \log \lambda}{\beta} \sum_{i=1}^n (y_i/\beta)^\phi e^{-(y_i/\beta)^\phi} - \frac{1}{\beta} + \frac{\phi}{\beta} \sum_{i=1}^n (y_i/\beta)^\phi + \frac{n(\phi-1)}{\beta} \quad (29)$$

Note that there are no closed form for the above partial derivatives. The MLEs $(\hat{\lambda}, \hat{\phi}, \hat{\beta})$ are obtained by simultaneously solving equations 27, 28 and 29 using numerical methods such as Secant, Regula-Falsi or Newton-Raphson.

5 Simulation study

5.1 Random number generation

In generating random numbers for the SMPtW distribution, the inverse transform approach is adopted in this study. This method has been widely used by several authors (e.g. [Adesegun et al. \(2023\)](#), [Menberu and Goshu \(2024\)](#)) in generating random numbers in distribution theory. The algorithm for generating random numbers from the SMPtW distribution using the inverse transform approach is given as:

Algorithm 1 Random number generation from SMPtW distribution

- (i) Generate a random variable say U such that $U \sim U(0, 1)$
 - (ii) Obtain the inverse of the CDF of the SmtW distribution
 - (iii) Apply $X = F(y, \lambda, \phi, \beta)^{-1}(U)$
 - (iv) Then $X \sim F(y; \lambda, \phi, \beta)$
 - (v) Repeat until the required number of samples are obtained
-

5.2 Simulation result

In this section, we examined the performance of Maximum likelihood methods in estimating the parameters of the SMPtW distribution. Random samples of size 50, 100, 250, 500 and 1,000 were simulated from SMPtW distribution using the inverse transform method discussed in subsection 5.1 over 1,000 iterations each. We considered the parameter combinations; $(\lambda = 0.3, \phi = 0.5, \beta = 0.2)$, $(\lambda = 1, \phi = 1, \beta = 1.5)$, $(\lambda = 1, \phi = 0.5, \beta = 1)$, $(\lambda = 3, \phi = 4, \beta = 0.5)$, and $(\lambda = 1.5, \phi = 2.5, \beta = 0.5)$. The shape parameter (ϕ) values were chosen to reflect heavy, moderate and light tail behaviour of the distribution. Also, the scale (β) was selected to reflect the compressed, natural and stretched nature of the distribution, while the transformation parameter (λ) was chosen to consider exact Weibull and sub-cases of the distribution. We evaluated the MLE estimates based on the bias and mean square error.

The results of the simulation are presented in Table 2. As the sample size increases, the estimates approach the true parameter values simulated. The Bias and MSE also reduce as the sample sizes increase for ϕ and β , but some inconsistencies were noticed for λ . See the discussion section for details.

6 Application with Health data.

In this section, we compared the proposed SMPtW distribution with the base Weibull distribution and some similar extensions of Weibull distribution previously studied in the literature. These distributions include Exponentiated Weibull ([Pal et al. 2006](#)), transmuted Weibull ([Aryal and Tsokos 2011](#)) and Sine alpha power Weibull ([Alghamdi et al. 2025](#)) distributions. The PDFs of the distributions compared with that of the SMPtW distribution are given in Table 3.

The data used in showing the supremacy of SMPtW distribution over other similar distributions consists of seventy-six Kelvar 373/epoxy fatigue fracture ([Zhao](#)

Table 2 Parameter estimates for the simulated data

S/N	Parameters			Size n	Estimates			Bias			MSE		
	λ	ϕ	β		$\hat{\lambda}$	$\hat{\phi}$	$\hat{\beta}$	$\hat{\lambda}$	$\hat{\phi}$	$\hat{\beta}$	$\hat{\lambda}$	$\hat{\phi}$	$\hat{\beta}$
1	0.3	0.5	0.2	50	18.5276	0.5445	0.4969	18.2276	0.0445	0.2969	43049.44	0.0176	0.8757
				100	22.63	0.5307	0.4231	22.3335	0.0307	0.2231	58641.94	0.0122	0.7180
				250	34.5524	0.5168	0.3232	34.2524	0.0168	0.1232	593216.03	0.0074	0.3650
				500	9.5389	0.5055	0.2641	9.2389	0.0055	0.0641	28536.28	0.0047	0.2361
				1000	0.4248	0.5039	0.2222	0.1248	0.0039	0.0222	0.1741	0.0028	0.0108
2	1.0	1.0	1.5	50	13.4553	0.9963	1.7100	12.4553	-0.0037	0.2100	7653.99	0.0404	1.2903
				100	17.6098	0.9856	1.6297	16.6098	-0.0144	0.1297	24682.96	0.0314	1.0377
				200	52.9653	0.9824	1.6081	51.9653	-0.0176	0.1081	382859.75	0.0193	0.9306
				500	30.8381	0.9838	1.5342	29.8381	-0.0162	0.0342	295017.80	0.0129	0.5424
				1000	1.1898	0.9931	1.5021	0.1898	-0.0069	0.0021	0.6921	0.0066	0.0950
3	1.0	0.5	1.0	50	13.2051	0.4860	1.7427	12.2051	-0.0140	0.7427	7662.86	0.0128	10.7227
				100	17.2258	0.4814	1.5143	16.2258	-0.0186	0.5143	24675.78	0.0099	10.9227
				250	52.8851	0.4876	1.5271	51.8851	-0.0124	0.5271	382847.61	0.0053	16.0094
				500	30.8320	0.4913	1.2821	29.8320	-0.0087	0.2821	295018.26	0.0033	9.2383
				1000	1.1874	0.4963	1.0434	0.1874	-0.0037	0.0434	0.6909	0.0017	0.1671
4	3.0	4.0	2.0	50	23.4346	3.7528	1.8978	20.4346	-0.2472	-0.1022	65374.64	0.6560	0.1290
				100	17.3497	3.7796	1.9197	14.3497	-0.2204	-0.0803	9733.76	0.4960	0.0987
				250	40.2449	3.8301	1.9591	37.2449	-0.1699	-0.0409	124896.39	0.3172	0.0693
				500	46.6442	3.9110	1.9829	43.6442	-0.0890	-0.0171	289260.07	0.1605	0.0427
				1000	3.4999	3.9731	1.9926	0.4999	-0.0269	-0.0074	5.4673	0.0592	0.0120
5	1.5	2.5	0.5	50	16.3178	2.4380	0.4932	14.8178	-0.0620	-0.0068	24447.89	0.2370	0.0157
				100	69.2060	2.4172	0.4917	67.7060	-0.0828	-0.0083	581282.37	0.1915	0.0144
				250	50.9219	2.4271	0.4945	49.4219	-0.0729	-0.0055	1075946.55	0.1176	0.0087
				500	16.9683	2.4516	0.4948	15.4683	-0.0484	-0.0052	52728.26	0.0716	0.0053
				1000	1.7479	2.4808	0.4972	0.2479	-0.0192	-0.0028	1.3381	0.0335	0.0019

et al. (2023), Owoloko et al. (2015) and Rasool et al. (2025)). The performance of the fitted distributions were assessed based on Akaike information criteria (AIC), Bayesian information criteria (BIC), corrected Akaike information criteria (AICc), Hannan–Quinn information criterion (HQIC), Kolmogorov–Smirnov (K-S) statistics and corresponding p-values.

Tables 4 and 5 show the MLE and comparison metrics. The result showed that the three-parameter SMP transformed Weibull distribution performed best among the competing models based on the evaluation metrics.

Table 3 PDF of compared distributions

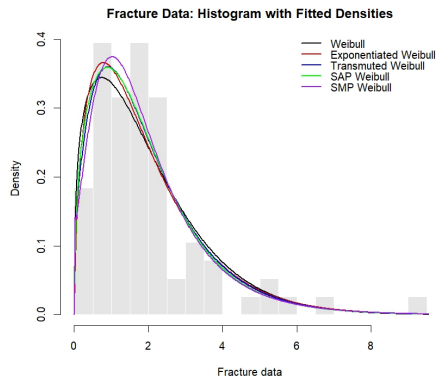
SN	Distributions	Probability distribution function
1	Weibull	$f(y) = \frac{\phi}{\beta} \left(\frac{y}{\beta}\right)^{\phi-1} e^{-\left(\frac{y}{\beta}\right)^\phi} \quad y \geq 0.$
2	Exponentiated Weibull	$f(y) = \beta\phi\lambda y^{\phi-1} e^{-\lambda y^\phi} \left(1 - e^{-\lambda y^\phi}\right)^{\beta-1}, \quad y \geq 0.$
3	Transmuted Weibull	$f(y) = \phi\lambda y^{\phi-1} e^{-\lambda y^\phi} \left[1 + \beta - 2\beta \left(1 - e^{-\lambda y^\phi}\right)\right], \quad y \geq 0.$
4	Sine alpha power Weibull	$f(y) = \frac{\pi}{2} \lambda \beta \left(\frac{\log(\phi)}{\phi-1}\right) y^{\beta-1} e^{-\lambda y^\beta} \phi^{1-e^{-\lambda y^\beta}} \cos\left[\frac{\pi}{2} \left(\frac{1-\phi^{1-e^{-\lambda y^\beta}}}{1-\phi}\right)\right], \quad y > 0.$
5	SMP transformed Weibull	$f(y) = \begin{cases} \frac{e^{(\log \lambda) e^{-\left(\frac{y}{\beta}\right)^\phi}}}{\lambda-1} (\log \lambda) \frac{\phi}{\beta} \left(\frac{y}{\beta}\right)^{\phi-1} e^{-\left(\frac{y}{\beta}\right)^\phi} & \text{if } \lambda > 0, \lambda \neq 1, \\ \frac{\phi}{\beta} \left(\frac{y}{\beta}\right)^{\phi-1} e^{-\left(\frac{y}{\beta}\right)^\phi} & \text{if } \lambda = 1 \end{cases}$

Table 4 MLE Estimates for Fracture data with their standard errors in brackets

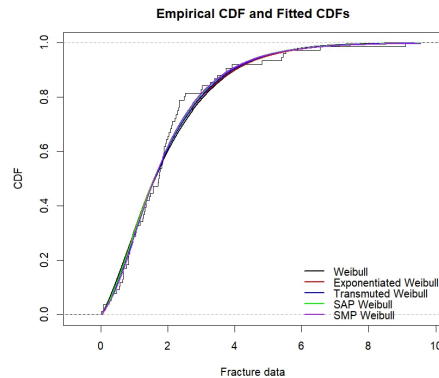
SN	Distributions	Parameters		
		$\hat{\lambda}$	$\hat{\phi}$	$\hat{\beta}$
1	Two parameter Weibull		1.3256 (0.1138)	2.1328 (0.1944)
2	Exponentiated Weibull	1.4427 (0.6436)	1.1013 (0.2628)	1.6409 (0.5871)
3	Transmuted Weibull	-0.7955 (0.2130)	1.0509 (0.1262)	1.4419 (0.2120)
4	Sine alpha power Weibull	0.0546 (0.1537)	1.4122 (0.1290)	6.4225 (3.9454)
5	SMP transformed Weibull	0.0102 (0.0184)	0.7849 (0.1465)	0.7061 (0.2919)

Table 5 Evaluation metrics result for data on fracture

SN	Distributions	Evaluations metrics					
		AIC	BIC	AICs	HQIC	KS	P-Value
1	Two parameter Weibull	249.0494	253.7108	249.2138	250.9123	0.1099	0.2953
2	Exponentiated Weibull	250.3272	257.3194	250.6606	253.1216	0.0988	0.4217
3	Sine alpha power Weibull	249.0571	256.0493	249.3904	251.8515	0.0919	0.5133
4	Transmuted Weibull	248.8600	255.8522	249.1933	251.6544	0.0988	0.4213
5	SMP transformed Weibull	247.3419	254.3341	247.6752	250.1363	0.0881	0.5668

**Fig. 5** Histogram with Fitted Densities

19

**Fig. 6** Empirical CDF and Fitted CDFs

The histogram with the fitted densities of the distributions is shown in Figures 5 while the empirical CDF versus the fitted CDF plot is shown in Figure 6. It was observed that the SMPtW distribution fits the data best among the competing models.

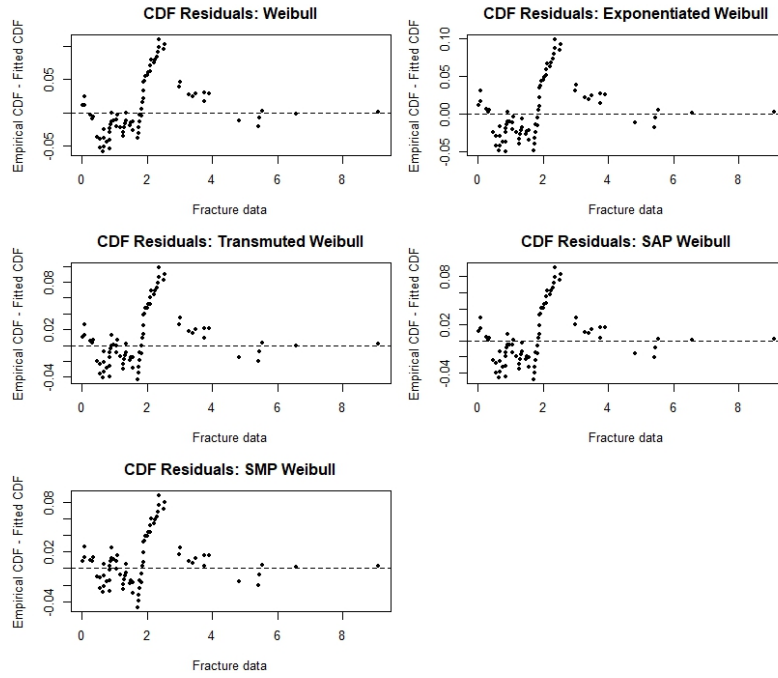


Fig. 7 Cumulative Distribution Function Residuals of the fitted Distributions

Figure 7 shows the CDF residuals for the fitted distributions. SMPtW CDF residuals tend to be normally distributed compared to other fitted distributions, corroborating the fact that SMPtW fits the data best among the competing models.

7 Discussion

The simulation result in Table 2 highlight a clear distinction in the finite-sample behaviour of the maximum likelihood estimators for (λ, ϕ, β) under the SMPtW model. The baseline Weibull parameters ϕ and β are consistently well-estimated across all scenarios, exhibiting small bias and rapidly decreasing mean squared error (MSE) as the sample size increases, with estimates concentrating around their true values even in moderate samples; this reflects strong identifiability of the underlying Weibull structure. In contrast, the transformation parameter λ shows substantial bias and pronounced variability, particularly in small and moderate samples, with MSE values that remain large relative to those of ϕ and β ; although performance improves with increasing sample size, convergence is noticeably slower and less stable. Future studies

could consider robust estimation techniques, which would be valuable in addressing potential numerical challenges associated with the distribution.

Table 5 provides a comprehensive comparison of the fitted model to the fracture dataset using AIC, BIC, AICc, HQIC, K-S and associated p-values as evaluation metrics. The classical Weibull model performs poorly across all criteria, with an AIC of 294.0494, which is substantially larger than all competing models. This clearly indicates that the baseline Weibull model is inadequate for the fracture data. Among the extended models, the exponentiated Weibull model records an AIC of 250.3272, which is higher than several competitors, suggesting that its particular form of extension does not align well with the structure of the data. The transmuted Weibull and sine alpha power Weibull models perform better, with AIC values of 248.8600 and 249.0571, respectively. These results indicate that introducing additional shape flexibility improves model fit, although the extent of improvement varies across transformation mechanisms.

The proposed SMP transformed Weibull model achieves the lowest AIC value of 247.3419. Importantly, the SMP transformed Weibull model is consistently ranked first across all four criteria (AIC, BIC, AICc, HQIC), which strengthens the reliability of this conclusion. Not only that, it has the lowest K-S values (0.0881) with the highest P-value (0.5668), which shows that it has the smallest and statistically significant deviation between the empirical and the fitted CDFs as shown in Figures 5 and 6.

The superior performance of the SMP transformed Weibull model indicates that its transformation mechanism is particularly well-suited to capture these complexities in the data. Unlike standard extensions that adjust the baseline distribution in a relatively rigid manner, the SMP transformation introduces a more flexible deformation of the distribution, allowing it to better adapt to variations in both the central body and the tails of the data. Another important observation is that all extended Weibull-type models outperform the classical Weibull distribution. This reinforces the idea that additional flexibility is not optional but necessary when modelling real-world lifetime data. However, the extent of improvement varies, and the SMP transformed Weibull model provides the most consistent and favourable performance across all evaluation criteria.

What distinguishes the proposed model is not simply the addition of parameters, but the manner in which the transformation reshapes the distribution. This allows for greater adaptability in modelling complex phenomena where traditional assumptions about non-monotonic hazard rates and simple tail structures are often violated.

8 Conclusion

Prior to introducing the novel distribution of interest, we gave an update on some methods of extending distributions recently proposed in the literature that are yet to gain much attention. We also gave a brief review of transformed distributions through SMP method. This is to give the gaps at a glance on base distributions that are yet to be explored via this method. While the base two-parameter Weibull distribution remains a foundational tool in statistical modelling, its structural limitations necessitate the development of more flexible alternatives. We introduced and studied a novel

three-parameter Weibull distribution obtained via SMP technique, named SMPtW distribution. The properties of this distribution were derived and studied extensively. Through the inverse transform random number generation approach, we evaluated the consistency of MLE estimates for the parameters of SMPtW distribution via simulation. Bias of estimates and MSE were used as evaluation metrics. Furthermore, we showed the supremacy of the SMPtW distribution over other similar distributions in modelling health data using AIC, BIC, AICc, HQIC, K-S and corresponding p-values. It is our expectation that modellers can make use of this distribution in modelling heavily tailed health data. Also, distribution theorists and practitioners can explore new methods identified here in extending distributions. This work contributes to the growing literature on distributional extensions and provides a room for further methodological developments. In future, the development of more efficient estimation procedures, including Bayesian approaches and robust estimation techniques, would be valuable in addressing potential numerical challenges associated with the distribution.

Acknowledgements

The authors thank anonymous colleagues for their constructive review.

Declarations

Authors Contributions

All the Authors contributed equally.

Funding

No funding was received for this research.

Conflict of interest

The authors declared no conflict of interest

Ethics approval and consent to participate

Not required

Data availability

The data used is secondary data and cited accordingly within the paper.

References

- Ahad, T., Ahmad, S.: New generalization of inverted exponential distribution: Properties and its applications. *Reliability: Theory & Applications* **19**(4 (80)), 541–551 (2024)

- Ahad, T., Ahmad, S.: A new generalization of pareto distribution: Properties and applications. *Reliability: Theory & Applications* **20**(2 (84)), 466–478 (2025)
- Alghamdi, A.S., ALoufi, S.F., Baharith, L.A.: The sine alpha power-g family of distributions: characterizations, regression modeling, and applications. *Symmetry* **17**(3), 468 (2025)
- Ahad, N., Ahmad, S., Reshi, J.: A novel approach to distribution generation with applications in electrical engineering. *Reliability: Theory & Applications* **19**(4 (80)), 525–540 (2024)
- Adesegun, O.I., Abayomi, D.G., Taiwo, S.A., Ademola, O.I., Omotola, A.B.: Transmuted logistic-exponential distribution for modelling lifetime data. *Thailand Statistician* **21**(4), 943–960 (2023)
- Al-Babtain, A.A., Shakhatreh, M.K., Nassar, M., Afify, A.Z.: A new modified kies family: Properties, estimation under complete and type-ii censored samples, and engineering applications. *Mathematics* **8**(8), 1345 (2020)
- Aryal, G.R., Tsokos, C.P.: Transmuted weibull distribution: A generalization of theweibull probability distribution. *European Journal of pure and applied mathematics* **4**(2), 89–102 (2011)
- Almalki, S.J., Yuan, J.: A new modified weibull distribution. *Reliability Engineering & System Safety* **111**, 164–170 (2013)
- Chaito, T., Khamkong, M.: The length-biased weibull-rayleigh distribution for application to hydrological data. *Lobachevskii Journal of Mathematics* **42**(13), 3253–3265 (2021)
- Gupta, R.C., Gupta, P.L., Gupta, R.D.: Modeling failure time data by lehman alternatives. *Communications in Statistics-Theory and methods* **27**(4), 887–904 (1998)
- Jan, M., Ahmad, S.: A new extension of kumaraswamy distribution for improved data modeling: Properties and applications. *Reliability: Theory & Applications* **19**(4 (80)), 654–665 (2024)
- Klakattawi, H.S.: Survival analysis of cancer patients using a new extended weibull distribution. *Plos one* **17**(2), 0264229 (2022)
- Lee, C., Famoye, F., Alzaatreh, A.Y.: Methods for generating families of univariate continuous distributions in the recent decades. *Wiley Interdisciplinary Reviews: Computational Statistics* **5**(3), 219–238 (2013)
- Menberu, A.A., Goshu, A.T.: The transformed mg-extended exponential distribution: Properties and applications. *Journal of Statistical Theory and Applications* **23**(3),

175–205 (2024)

Mahdavi, A., Kundu, D.: A new method for generating distributions with an application to exponential distribution. *Communications in Statistics-Theory and Methods* **46**(13), 6543–6557 (2017)

Marshall, A.W., Olkin, I.: A new method for adding a parameter to a family of distributions with application to the exponential and weibull families. *Biometrika* **84**(3), 641–652 (1997)

Mir, A.A., Rasool, S.U., Lone, M., Aldawsari, A.M., Alharbi, A.A.: Modeling fréchet distribution using novel statistical family: Mathematical properties, simulation study and applications in epidemiological and environmental data. *Mathematical Sciences* **19**(4 (December 2025)) (2025)

Owoloko, E.A., Oguntunde, P.E., Adejumo, A.O.: Performance rating of the transmuted exponential distribution: an analytical approach. *SpringerPlus* **4**(1), 818 (2015)

Pal, M., Ali, M.M., Woo, J.: Exponentiated weibull distribution. *Statistica* **66**(2), 139–147 (2006)

Rasool, S.U., Lone, M., Ahmad, S.: An innovative technique for generating probability distributions: A study on lomax distribution with applications in medical and engineering fields. *Annals of Data Science* **12**(2), 439–455 (2025)

Shaw, W.T., Buckley, I.: The alchemy of probability distributions: Beyond gram-charlier & cornish-fisher expansions, and skew-normal or kurtotic-normal distributions. Submitted, Feb **7**, 64 (2007)

Zhao, Y., Ahmad, Z., Alrumayh, A., Yusuf, M., Aldallal, R., Elshenawy, A., Riad, F.H.: A novel logarithmic approach to generate new probability distributions for data modeling in the engineering sector. *Alexandria Engineering Journal* **62**, 313–325 (2023)

Zografos, K., Balakrishnan, N.: On families of beta-and generalized gamma-generated distributions and associated inference. *Statistical methodology* **6**(4), 344–362 (2009)

Zare, M., Schumann, G.J.-P., Teferle, F.N., Mansorian, R.: Generating flood hazard maps based on an innovative spatial interpolation methodology for precipitation. *Atmosphere* **12**(10), 1336 (2021)