

MILD: Multi-Intent Learning and Disambiguation for Proactive Failure Prediction in Intent-based Networking

Md. Kamrul Hossain*, Walid Aljoby†

*†Information and Computer Science Department, King Fahd University of Petroleum and Minerals, Dhahran 31261, Saudi Arabia

†IRC for Intelligent Secure Systems, King Fahd University of Petroleum and Minerals, Dhahran 31261, Saudi Arabia

(e-mail: g202215400@kfupm.edu.sa, waleed.gobi@kfupm.edu.sa)

Abstract—In multi-intent intent-based networks, a single fault can trigger co-drift where multiple intents exhibit symptomatic KPI degradation, creating ambiguity about the true root-cause intent. We present MILD, a proactive framework that reformulates intent assurance from reactive drift detection to fixed-horizon failure prediction with intent-level disambiguation. MILD uses a teacher-augmented Mixture-of-Experts where a gated disambiguation module identifies the root-cause intent while per-intent heads output calibrated risk scores. On a benchmark with non-linear failures and co-drifts, MILD provides 3.8%–92.5% longer remediation lead time and improves intent-level root-cause disambiguation accuracy by 9.4%–45.8% over baselines. MILD also provides per-alert KPI explanations, enabling actionable diagnosis.

Index Terms—Intent-Based Networking (IBN), Intent Drift, Root-Cause Disambiguation, Mixture-of-Experts (MoE)

I. INTRODUCTION

Cloud-native 5G/6G and modern enterprise/data-center networks increasingly require operating heterogeneous services under strict SLAs, making device-level, imperative configuration brittle and hard to scale [1]. This motivates **Intent-Based Networking (IBN)** [2], [3], where operators specify *what* the network should achieve using high-level intents that are translated into low-level configurations and continuously verified via telemetry-driven closed-loop assurance.

A critical component of IBN is **intent assurance** [4] which is continuously checking whether observed KPIs comply with the intended goals. Intent failures are often preceded by subtle **intent drift** [3], i.e., gradual KPI deviations that are hard to detect early. Existing approaches raise alarm only when degradation is already severe. More importantly, they struggle in **multi-intent** settings where intents interact and a single fault can induce *co-drift* across multiple intents, yielding ambiguous KPI symptoms that obscure the true *root-cause* intent and hinder proactive mitigation [4]–[6]. To illustrate, consider co-located microservices that implement multiple intents (e.g., API gateway, ingestion pipeline, analytics) while sharing CPU and memory [7], [8]. A fault such as CPU contention can degrade one service (root cause) and trigger cascading KPI symptoms in the others (victims), producing co-drifting KPI patterns that confound conventional drift detectors.

We address this by reformulating intent assurance from reactive drift detection to proactive **fixed-horizon failure prediction** with **intent-level disambiguation**. We propose **MILD** (Multi-Intent Learning and Disambiguation), a teacher-augmented Mixture-of-Experts (MoE) architecture [9] trained with a hybrid objective that jointly (i) predicts whether an intent will violate its goal within horizon H and (ii) identifies the root-cause intent under co-drift. Beyond early warning, MILD provides operational insight via per-alert **KPI attribution** (via SHAP [10]) and supports multi-horizon deployment to bound time-to-failure. In Sec. IV, we show evaluation of MILD on a reproducible benchmark with explicitly modeled co-drift scenarios. Results show that MILD achieves perfect detection while delivering earlier warning (lead time), lower false positives, and more accurate intent-level root-cause disambiguation than competitive supervised and drift-score baselines.

II. RELATED WORK

Recent work such as NetIntent leverages LLMs to assist intent realization [11], but its reliance on active tests (e.g., iperf, ping) can be hard to scale and does not directly resolve root-cause ambiguity under co-drift. A related line of work forecasts individual KPIs or near-term network states using sequence models or classifiers (e.g., LSTM-based forecasting [12]–[14] and SVM-based congestion prediction [15], [16]), but these approaches lack an explicit mechanism to disambiguate which intent is the root cause when multiple intents exhibit correlated symptoms [8], [17]. Other works formalize intent drift via unsupervised anomaly detection on telemetry (e.g., DBSCAN clustering [18]) or define drift as deviation from a target KPI state and use LLMs to propose corrective actions [4], [5]; while effective for detection/repair, these methods are largely reactive and do not explicitly learn fixed-window precursors or provide time-to-failure bounds. Furthermore, in contrast to NWDAF-style analytics functions that primarily support monitoring/diagnosis workflows [19], [20], MILD targets fixed-horizon proactive prediction with explicit multi-intent root-cause disambiguation under co-drift. Fixed-horizon prediction has been explored for general failures [21], [22], but its use for multi-intent IBN assurance in jointly predicting failures and disambiguating root-cause

intent remains underexplored. Our work fills this gap by reformulating assurance as fixed-horizon multi-intent failure prediction with intent-level disambiguation, operationalized via a teacher-augmented MoE trained to separate root-cause from victim intents under co-drift.

III. THE MILD FRAMEWORK

MILD addresses *multi-intent* proactive assurance where a single fault can induce *co-drift* across intents, making the root cause ambiguous. We cast assurance as supervised learning that jointly outputs (i) per-intent fixed-horizon failure risks and (ii) a root-cause distribution over intents. MILD implements this via a teacher-augmented MoE trained with a hybrid objective where at runtime, risks are smoothed into alerts and explained per alert. Fig. 1 shows MILD’s flow from KPI features and teacher priors to per-intent risks, root-cause gating, and EWMA-threshold alerting with SHAP explanations.

A. Problem Formulation and Fixed-Horizon Labels

We monitor K intents $\mathcal{I} = \{1, \dots, K\}$ using a KPI stream $\{\mathbf{k}_t\}$. At each time t , engineered features $\mathbf{x}_t = \phi_{\text{eng}}(\mathbf{k}_{t-\Delta:t}) \in \mathbb{R}^{D'}$ are computed from a recent window. For each intent i , let $t_{\text{fail},i}$ be the (annotated) failure time. Given horizon H (minutes), MILD outputs a risk score $p_{t,i} \in [0, 1]$ and a root-cause distribution \mathbf{g}_t with $\sum_i g_{t,i} = 1$.

Training uses fixed-horizon labels:

$$y_{t,i}^{\text{bin}} = \mathbf{1}\{t_{\text{fail},i} - H \leq t < t_{\text{fail},i}\}, \quad (1)$$

and a root-cause indicator within the positive window,

$$y_{t,i}^{\text{cause}} = \mathbf{1}\{\text{intent } i \text{ is the annotated root cause at } t\} \cdot y_{t,i}^{\text{bin}}. \quad (2)$$

When root-cause supervision is missing at t (all-zero $\mathbf{y}_t^{\text{cause}}$), we use $\mathbf{y}_t^{\text{bin}}$ as weak gate supervision; for Kullback-Leibler (KL) divergence-based training, the supervision vector is normalized to sum to one.

B. Teacher-Augmented MoE and Hybrid Training

$$f_\theta : (\mathbf{x}_t, \mathbf{d}_t^{(T)}) \mapsto (\mathbf{p}_t, \mathbf{g}_t), \quad (3)$$

where $\mathbf{p}_t = \{p_{t,i}\}$ and $\mathbf{d}_t^{(T)}$ is a teacher-derived distribution over intents. The teacher is a One-vs-Rest (OvR) Logistic Regression trained per intent on standardized features to estimate $p_{t,i}^{(T)} = \Pr(y_{t,i}^{\text{bin}} = 1 \mid \mathbf{x}_t)$; we form $\mathbf{d}_t^{(T)}$ by applying temperature scaling to the teacher logits and a softmax over intents.

Model: A shared encoder produces $\mathbf{h}_{\text{enc},t} = \phi_{\text{enc}}(\mathbf{x}_t)$. The gate outputs:

$$\mathbf{g}_t = \text{softmax}\left(\phi_{\text{gate}}\left([\mathbf{h}_{\text{enc},t}; \mathbf{d}_t^{(T)}]\right)\right). \quad (4)$$

Each expert-head branch yields the per-intent risk $p_{t,i} = \sigma(\phi_{\text{head},i}(g_{t,i} \cdot \phi_{\text{exp},i}(\mathbf{h}_{\text{enc},t})))$, where $\sigma(\cdot)$ is the logistic sigmoid.

Loss: Each head minimizes a weighted combination of a focal-style classification loss [23] for $y_{t,i}^{\text{bin}}$ and a distillation term [24] that matches the teacher probability $p_{t,i}^{(T)}$:

$$\mathcal{L}_{\text{head},i} = \alpha \mathcal{L}_{\text{focal},i} + (1 - \alpha) \mathcal{L}_{\text{distill},i}. \quad (5)$$

TABLE I
BASE KPIS SELECTED FOR THE EXPERIMENTAL USE CASE

KPI Name	Description	Category
<i>cpu %</i>	CPU utilization percentage	System Resource
<i>ram %</i>	RAM utilization percentage	System Resource
<i>storage %</i>	Storage utilization percentage	System Resource
<i>snet</i>	Service network throughput	Network Health
<i>sri</i>	Service Reliability Index (a measure of availability)	Network Health
<i>api_latency</i>	End-to-end latency for API requests	Application-Specific
<i>telemetry_queue</i>	Length of the data ingestion queue	Application-Specific
<i>analytics_tput</i>	Throughput of the data processing service	Application-Specific

The gate is trained for disambiguation via supervision, teacher guidance, and sparsity:

$$\mathcal{L}_{\text{gate}} = w_c \text{KL}(\bar{\mathbf{y}}_t \parallel \mathbf{g}_t) + w_T \text{KL}(\mathbf{d}_t^{(T)} \parallel \mathbf{g}_t) + \lambda_s \sum_i g_{t,i}(1 - g_{t,i}), \quad (6)$$

where $\bar{\mathbf{y}}_t$ is the normalized gate-supervision vector (cause when available, otherwise bin). Optionally, we add a decorrelation regularizer over head representations [25]. The total objective is:

$$\mathcal{L}_{\text{total}} = \sum_{i=1}^K \mathcal{L}_{\text{head},i} + \lambda_{\text{gate}} \mathcal{L}_{\text{gate}} (+ \lambda_{\text{decorr}} \mathcal{L}_{\text{decorr}}). \quad (7)$$

C. Runtime Alerting and Operational Intelligence

At inference, risks are smoothed with exponentially weighted moving average (EWMA) [26], i.e., $\tilde{p}_{t,i} = \alpha_i p_{t,i} + (1 - \alpha_i) \tilde{p}_{t-1,i}$ with $\alpha_i = \frac{2}{W_i + 1}$. An alert fires when $\tilde{p}_{t,i} \geq \tau_i$. Here W_i is the EWMA span and τ_i is the alert threshold (tuned on validation under a false-positive budget).

The root-cause intent at alert time t is $i^* = \arg \max_i g_{t,i}$. We assume a single dominant root-cause intent per episode; extending \mathbf{g}_t to multi-label root causes is a natural direction (e.g., by training the gate with multi-hot causes when available). For operator insight, we explain alerts using SHAP [10] on the alerted intent’s risk output. For urgency, we optionally deploy independent models with multiple horizons $\{H_1, \dots, H_N\}$ to bound time-to-failure (TTF) (e.g., alert at H_{long} but not H_{short} implies $\widehat{\text{TTF}} \in (H_{\text{short}}, H_{\text{long}}]$).

IV. EXPERIMENTAL RESULTS

We evaluate MILD on the cloud-native use case mentioned in Sec. I with three intents (API, Telemetry, Analytics). Intents are monitored using the base KPIs in Table I.

A. Dataset Generation

We generate a synthetic benchmark with 1-minute sampling that mimics realistic KPI behavior (seasonality, Gaussian noise) and includes unlabeled benign hard negatives (failure-like transients and high-load CPU/RAM spikes) to stress false positives [7]. We inject labeled failures in three categories [7], [8]: (i) simple independent drifts, (ii) non-linear single-intent failures (multi-KPI interactions), and (iii) multi-intent

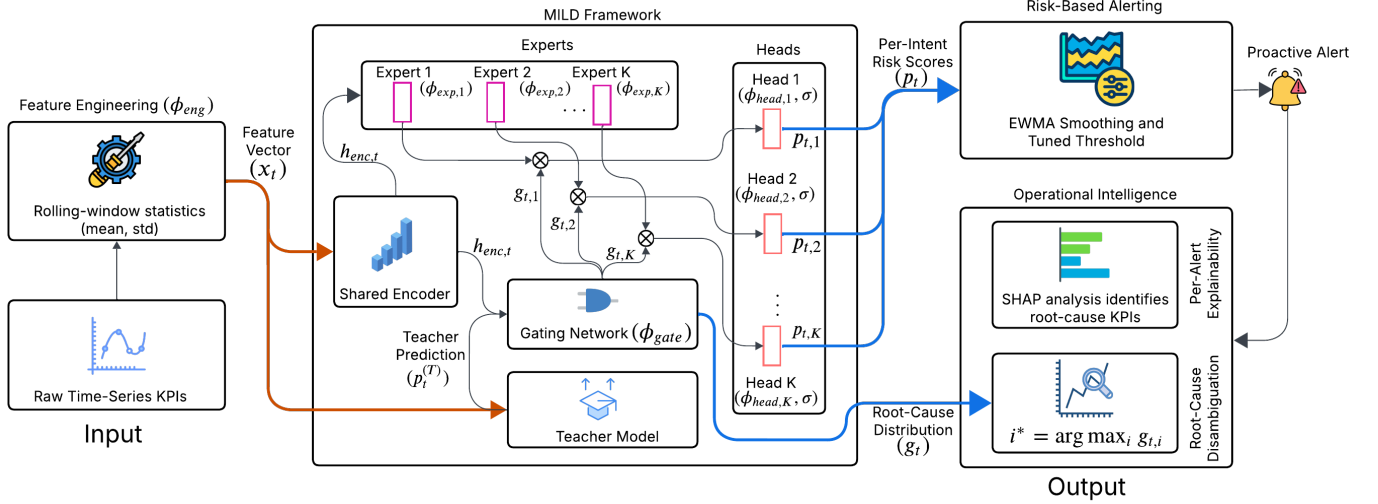


Fig. 1. MILD: teacher-augmented MoE with risk prediction, root-cause disambiguation, and per-alert intelligence.

co-drifts where one intent is labeled as root cause and another as symptomatic victim. The dataset contains 200,000 minute-level samples; events are weighted toward complex cases (60% non-linear, 20% co-drift, 20% simple). We augment base KPIs with rolling-window statistics (5/15-min mean/std) and generate labels using the fixed-horizon strategy discussed in Sec. III-A.

Prototype real-telemetry collection (PoC): To validate feasibility beyond synthetic traces, we also built a small hardware-in-the-loop prototype that captures telemetry from (i) a P4 SmartNIC pipeline integrated with a Mininet/BMv2 testbed, and (ii) an HTTP microservice deployment where controlled load/drift episodes can be triggered. This prototype is not yet a complete, fully-labeled benchmark (hence not used as the primary evaluation dataset), but it demonstrates that MILD’s telemetry/feature pipeline can be driven by real measurements. The prototype scripts and artifacts are released alongside our code repository [27].

B. Implementation and Training Details

We use 10-fold blocked cross-validation (train on history preceding each test block) with an 80/20 train/validation split and early stopping (patience 8). MILD is trained with Adam (learning rate 10^{-3}), batch size 512, up to 30 epochs. Key hyperparameters are $\alpha=0.9$, $T=2.0$, $w_c=0.7$, $w_T=0.7$, $\lambda_s=0.005$, and a false-positive budget of 1/day. All randomness is fixed with seed 42. Code and data are available on GitHub [27].

Overhead: MILD’s inference cost scales linearly with the number of intents ($O(K)$ heads plus a shared encoder/gate). On our setup, we observe negligible batch inference overhead (≈ 0.04 ms per sample) and ≈ 45 ms per minute-step in a real-time loop.

TABLE II
PERFORMANCE OF MILD FROM 10-FOLD BLOCKED CROSS-VALIDATION

Metric	Details	Value (mean \pm std)
Failure Detection Rate (%)	Analytics	100.00 \pm 0.00
	API	100.00 \pm 0.00
	Telemetry	100.00 \pm 0.00
Avg. Lead Time (min)	Analytics	88.79 \pm 8.32
	API	95.48 \pm 10.00
	Telemetry	110.93 \pm 11.02
FP Rate per Day	Overall	3.90 \pm 3.74
Disambiguation Accuracy (%)	Root Cause Accuracy	88.67 \pm 7.96

C. Performance Analysis of MILD

1) *Cross-validation outcome:* Table II summarizes 10-fold results. MILD achieves 100% detection for all intents with large lead times (≈ 89 – 111 min). It maintains 3.90 ± 3.74 false positives/day and achieves $88.67 \pm 7.96\%$ root-cause accuracy over all failure types (including co-drifts).

Error analysis: Most false positives arise from benign mimics (transient KPI excursions) that resemble partial drifts but self-resolve; most disambiguation errors occur early in co-drift episodes when the victim intent’s risk rises first before the gate consolidates on the true cause.

2) *Disambiguation:* Fig. 2 shows a representative co-drift where an *analytics* fault (root cause) induces *telemetry* symptoms. Although the victim risk rises early, the gate probability shifts toward the true cause well before failure, illustrating robust root-cause disambiguation under evolving signals.

3) *Per-Alert Explainability via SHAP:* Each alert is explained using SHAP to highlight the features most responsible for the predicted risk. Fig. 3 shows an example alert on *telemetry* (128 min before failure), where recent RAM and API-latency features dominate the positive contribution despite being moderated by long-term RAM stability, providing actionable KPI-level guidance.

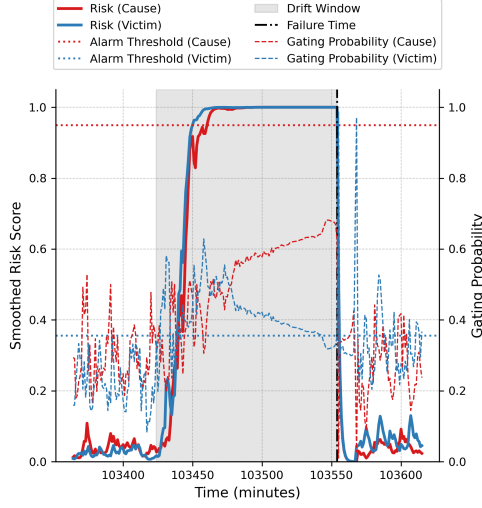


Fig. 2. MILD’s disambiguation during a co-drift event. Smoothed risk scores (left y-axis) and gating probabilities (right y-axis) are shown for the root cause (analytics, red) and the victim (telemetry, blue) intents.

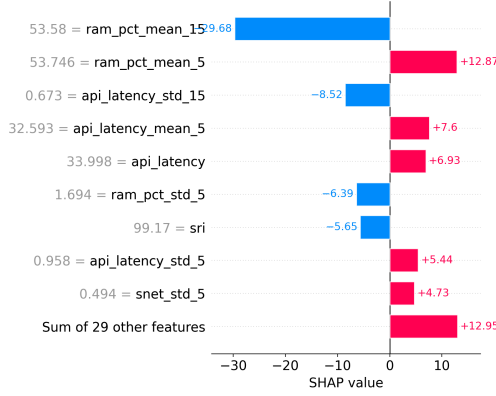


Fig. 3. Example SHAP explanation for a telemetry alert (feature contributions to risk score).

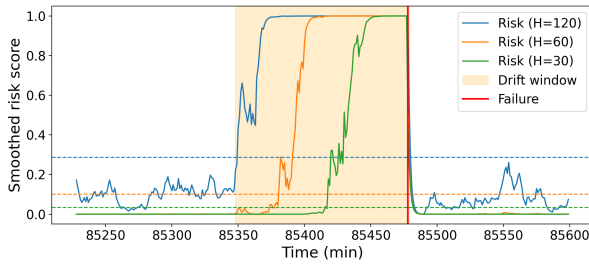


Fig. 4. Multi-horizon alerting for a telemetry event (H=120,60,30).

4) *Dynamic Lead Time Estimation with Multi-Horizon Models*: An ensemble of MILD models trained with different horizons (e.g., H=120, 60, 30 min) provides dynamic TTF estimation. In Fig. 4, models trigger sequentially as failure approaches, tightening the window from (60, 120] to (0, 30] minutes.

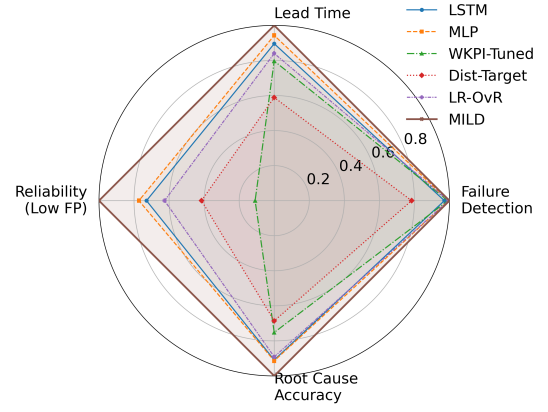


Fig. 5. Normalized holistic comparison: detection, lead time, reliability (inverted FP), and root-cause accuracy.

D. Comparison with Baselines

We compare against five baselines trained under the same blocked CV protocol: (i) **WKPI-Tuned**, a heuristic weighted-KPI score derived from Logistic Regression coefficients; (ii) **Dist-Target**, a target-distance drift score [4]; (iii) **LR-OvR**, per-intent OvR Logistic Regression [28], [29]; (iv) **MLP**, a shared MLP encoder with per-intent sigmoid heads; (v) **LSTM**, a temporal baseline using an LSTM encoder. All methods use the same EWMA and threshold alerting policy.

Across intents, MILD achieves the best overall trade-off with perfect detection, the longest lead times, the lowest false-positive rate, and the highest root-cause accuracy. In particular, compared to the strongest supervised baselines (LR-OvR/MLP/LSTM), MILD preserves high detection while improving proactive lead time and disambiguation. Fig. 5 summarizes the intent-averaged, percent-of-best normalized comparison across detection, lead time, reliability (inverted FP rate), and root-cause accuracy, where MILD covers the largest area.

V. CONCLUSION

We presented MILD, a framework for proactive multi-intent failure prediction with root-cause disambiguation in IBN. MILD uses a teacher-augmented Mixture-of-Experts with a trained gating network to resolve co-drift ambiguity and identify the root-cause intent. On a challenging benchmark with non-linear and co-drifting failures, MILD achieves perfect detection with long lead times, low false positives, and higher root-cause accuracy than baselines. It also provides operational intelligence via per-alert SHAP explanations and optional multi-horizon time-to-failure bounding.

ACKNOWLEDGMENT

We would like to acknowledge the support provided by the Deanship of Research at King Fahd University of Petroleum & Minerals (KFUPM).

REFERENCES

- [1] A. Kaushik, R. Singh, S. Dayarathna, R. Senanayake, M. Di Renzo, M. Dajer, H. Ji, Y. Kim, V. Sciancalepore, A. Zappone, and W. Shin, "Toward integrated sensing and communications for 6g: Key enabling technologies, standardization, and challenges," *IEEE Communications Standards Magazine*, vol. 8, no. 2, pp. 52–59, 2024.
- [2] A. Leivadreas and M. Falkner, "A survey on intent-based networking," *IEEE Communications Surveys & Tutorials*, vol. 25, no. 1, pp. 625–655, 2023.
- [3] A. Clemm, L. Ciavaglia, L. Z. Granville, and J. Tantsura, "Intent-Based Networking - Concepts and Definitions," RFC 9315, Oct. 2022. [Online]. Available: <https://www.rfc-editor.org/info/rfc9315>
- [4] K. Dzeparoska, A. Tizghadam, and A. Leon-Garcia, "Intent assurance using llms guided by intent drift," in *Proc. IEEE NOMS*, 2024, pp. 1–7.
- [5] K. Dzeparoska and A. Leon-Garcia, "Kpi assurance and llms for intent-based management," in *Proc. IEEE/IFIP NOMS*, 2025, pp. 1–9.
- [6] S. K. Perepu, J. P. Martins, R. S. S., and K. Dey, "Intent-based multi-agent reinforcement learning for service assurance in cellular networks," in *Proc. IEEE GLOBECOM*, 2022, pp. 2879–2884.
- [7] J. Soldani and A. Brogi, "Anomaly detection and failure root cause analysis in (micro) service-based cloud applications: A survey," *ACM Comput. Surv.*, vol. 55, no. 3, Feb. 2022. [Online]. Available: <https://doi.org/10.1145/3501297>
- [8] L. Wang, C. Zhang, R. Ding, Y. Xu, Q. Chen, W. Zou, Q. Chen, M. Zhang, X. Gao, H. Fan, S. Rajmohan, Q. Lin, and D. Zhang, "Root cause analysis for microservice systems via hierarchical reinforcement learning from human feedback," in *Proc. ACM SIGKDD*, ser. KDD '23. New York, NY, USA: Association for Computing Machinery, 2023, p. 5116–5125. [Online]. Available: <https://doi.org/10.1145/3580305.3599934>
- [9] Z. Chen, Y. Deng, Y. Wu, Q. Gu, and Y. Li, "Towards understanding the mixture-of-experts layer in deep learning," *Advances in neural information processing systems*, vol. 35, pp. 23 049–23 062, 2022.
- [10] S. M. Lundberg and S.-I. Lee, "A unified approach to interpreting model predictions," in *Proc. NIPS*, ser. NIPS'17. Red Hook, NY, USA: Curran Associates Inc., 2017, p. 4768–4777.
- [11] M. K. Hossain and W. Aljoby, "Netintent: Leveraging large language models for end-to-end intent-based sdn automation," *IEEE Open Journal of the Communications Society*, vol. 6, pp. 10 512–10 541, 2025.
- [12] J. Arellano-Uson, E. Magaña, D. Morató, and M. Izal, "Interactivity anomaly detection in remote work scenarios using lstm," *IEEE Access*, vol. 12, pp. 34 402–34 416, 2024.
- [13] K. Thonglek, K. Ichikawa, K. Takahashi, H. Iida, and C. Nakasan, "Improving resource utilization in data centers using an lstm-based prediction model," in *Proc. IEEE CLUSTER*, 2019, pp. 1–8.
- [14] X. Zheng and A. Leivadreas, "Network assurance in intent-based networking data centers with machine learning techniques," in *Proc. IEEE CNSM*, 2021, pp. 14–20.
- [15] Z. Xing, M. Huang, and D. Peng, "Overview of machine learning-based traffic flow prediction," *Digital Transportation and Safety*, vol. 2, no. 3, pp. 164–175, 2023.
- [16] M. Gharbaoui, B. Martini, D. Berardi, and P. Castoldi, "Towards intent assurance: A traffic prediction model for software-defined networks," in *Proc. IEEE ICIN*, 2025, pp. 135–139.
- [17] T. Zanouda, M. Masoudi, F. G. Gebre, and M. Dohler, "Telecom foundation models: Applications, challenges, and future trends," Aug. 2024. [Online]. Available: <http://dx.doi.org/10.36227/techrxiv.172296173.35282215/v1>
- [18] C. Muonagor, M. Bensalem, and A. Jukan, "Performance analysis of learning-based intent drift detection algorithms in next generation networks," in *Proc. IEEE LATINCOM*, 2024, pp. 1–6.
- [19] A. Chouman, D. M. Manias, and A. Shami, "Towards supporting intelligence in 5g/6g core networks: Nwdaf implementation and initial analysis," in *2022 International Wireless Communications and Mobile Computing (IWCMC)*, 2022, pp. 324–329.
- [20] F. S. Ardestani, N. Saha, N. Limam, and R. Boutaba, "Towards nwdaf-enabled analytics and closed-loop automation in 5g networks," 2025. [Online]. Available: <https://arxiv.org/abs/2505.06789>
- [21] E. Basikolo and T. Basikolo, "Towards zero downtime: Using machine learning to predict network failure in 5g and beyond," *ITU Journal on Future and Evolving Technologies*, vol. 4, no. 3, pp. 434–446, 2023.
- [22] M. Züfle, J. Agne, J. Grohmann, I. Dörtoluk, and S. Kounev, "A predictive maintenance methodology: Predicting the time-to-failure of machines in industry 4.0," in *Proc. IEEE INDIN*, 2021, pp. 1–8.
- [23] T.-Y. Lin, P. Goyal, R. Girshick, K. He, and P. Dollár, "Focal loss for dense object detection," in *Proc. ICCV*, 2017, pp. 2980–2988.
- [24] G. Hinton, O. Vinyals, and J. Dean, "Distilling the knowledge in a neural network," *arXiv preprint arXiv:1503.02531*, 2015.
- [25] M. Cogswell, F. Ahmed, R. Girshick, L. Zitnick, and D. Batra, "Reducing overfitting in deep networks by decorrelating representations," *arXiv preprint arXiv:1511.06068*, 2015.
- [26] R. J. Hyndman and G. Athanasopoulos, *Forecasting: Principles and practice*, 3rd ed. OTexts, 2021.
- [27] M. K. Hossain and W. Aljoby, "Mild: Multi-intent learning and disambiguation for proactive failure prediction in intent-based networking," [Online]. Available: <https://github.com/Muhammadrakamul/MILD>
- [28] A. N. Tarekegn, M. Ullah, and F. A. Cheikh, "Deep learning for multi-label learning: A comprehensive survey," 2024. [Online]. Available: <https://arxiv.org/abs/2401.16549>
- [29] N. Jalodia, M. Taneja, and A. Davy, "A deep neural network-based multi-label classifier for sla violation prediction in a latency sensitive nfv application," *IEEE Open Journal of the Communications Society*, vol. 2, pp. 2469–2493, 2021.