

Index Light, Reason Deep: Deferred Visual Ingestion for Visual-Dense Document Question Answering

Tao Xu

OpsMate AI, Inc.

sxunix@sjtu.edu.cn, sxunix@gmail.com

Abstract

Existing multimodal document question answering methods universally adopt a **supply-side ingestion** strategy: running a Vision-Language Model (VLM) on every page during indexing to generate comprehensive descriptions, then answering questions through text retrieval. However, this “pre-ingestion” approach is costly (a 113-page engineering drawing package requires approximately 80,000 VLM tokens), end-to-end unreliable (VLM outputs may fail to be correctly retrieved due to format mismatches in the retrieval infrastructure), and irrecoverable once it fails.

This paper proposes the **Deferred Visual Ingestion (DVI)** framework, adopting a **demand-side ingestion** strategy: the indexing phase performs only lightweight metadata extraction, deferring visual understanding to the moment users pose specific questions. DVI’s core principle is “**Index for locating, not understanding**”—achieving page localization through structured metadata indexes and BM25 full-text search, then sending original images along with specific questions to a VLM for targeted analysis.

Experiments on two real industrial engineering drawings (113 pages + 7 pages) demonstrate that DVI achieves comparable overall accuracy at zero ingestion VLM cost (46.7% vs. 48.9%), an effectiveness rate of 50% on visually necessary queries (vs. 0% for pre-ingestion), and 100% page localization (98% search space compression). DVI also supports interactive refinement and progressive caching, transforming the “QA accuracy” problem into a “page localization” problem—once the correct drawing page is found, obtaining the answer becomes a matter of interaction rounds.

Keywords: Deferred Visual Ingestion; Demand-side Ingestion; Multimodal Document QA; Retrieval-Augmented Generation; Engineering Drawings; Page Localization; Progressive Caching; Zero Visual Model Indexing

1. Introduction

1.1 Background and Motivation

Visually dense documents—engineering drawings, electrical schematics, architectural blueprints—serve as core knowledge carriers in industrial domains. Consider the low-voltage switchgear construction package used in our experiments:

a 113-page PDF containing 22 drawings and 14 functional units, where locating the wiring of a specific terminal traditionally requires manual page-by-page browsing. Applying Retrieval-Augmented Generation (RAG) to such documents faces a threefold challenge: **(1) OCR is virtually ineffective on drawings**—symbols, wiring lines, and annotations are heavily interleaved on drawing pages; OHRBench^[1] has demonstrated that OCR noise cascades through RAG pipelines, and our OCR extraction on 26 drawing pages returned near-blank results; **(2) VLM pre-ingestion is costly**—running a VLM (Claude Opus 4.5 in this work) on each page to generate blind descriptions requires approximately 80,000 tokens and 13 minutes for a 113-page document; **(3) Pre-ingestion is end-to-end unreliable**—even when blind descriptions successfully capture visual information, format mismatches in the retrieval infrastructure may prevent correct retrieval^[2], and once the pre-ingested descriptions miss what the user needs, the system cannot go back to examine the original drawings at query time.

1.2 Core Idea

The root cause of these challenges lies in the prevailing approach: existing methods run comprehensive VLM descriptions on every page during indexing, without knowing what users will ask. This paper proposes **Deferred Visual Ingestion (DVI)**—indexing only builds lightweight page-localization capabilities (zero VLM), deferring visual understanding to the moment users pose specific questions. This is analogous to lazy evaluation in computer science: rather than pre-computing all values, computation occurs only when first needed, with results cached for reuse.

DVI’s design principle is “**Index for locating, not understanding.**” The indexing phase aims to establish precise page mappings so that at query time, the system can quickly locate the relevant 2–3 drawing pages (98% search space reduction), then send the original images along with the specific question to a VLM for targeted analysis.

1.3 Contributions

1. **We propose the Deferred Visual Ingestion framework.** DVI makes zero VLM calls during ingestion, deferring visual understanding to query time on demand, achieving accuracy comparable to pre-ingestion at zero ingestion VLM cost.
2. **We design lightweight indexing with cascaded retrieval.** A four-layer structured metadata index combined with BM25 full-text search achieves 100% page localization with zero VLM calls, compressing the search space by 98%.
3. **We construct a confidence-based routing mechanism.** A 9-category query classifier routes approximately 60% of queries through pure index paths (zero VLM), directing only visually demanding queries to the VLM, saving 58% of VLM calls.

4. **We introduce progressive caching.** VLM analysis results at query time are automatically cached at `page_set × query_type` granularity, enabling zero VLM cost for subsequent similar queries as knowledge progressively accumulates driven by real demand.
5. **We build a comparative experimental framework for industrial construction drawings.** We conduct Pre-ingest vs. DVI comparative experiments on two real industrial engineering drawings, with quantitative evaluation across cost, localization rate, accuracy, interactive refinement, and caching efficiency.
6. **We demonstrate the value of interactive refinement.** DVI transforms the “QA accuracy” problem into a “page localization” problem—with 100% page localization rate, the compressed search space supports human-AI collaborative refinement.

1.4 Paper Organization

The remainder of this paper is organized as follows. Section 2 reviews related work on multimodal RAG, visual document retrieval, engineering document analysis, and query routing. Section 3 details the technical design of the DVI framework, including the two-phase architecture, four-layer index system, query routing mechanism, and domain knowledge augmentation layer, along with a six-dimensional theoretical comparison between DVI and pre-ingestion. Section 4 presents comparative experiments on two real industrial engineering drawings, validating the theoretical analysis across cost, accuracy, page localization, interactive refinement, caching efficiency, and cross-document generalization. Section 5 discusses DVI’s applicable scenarios, index incompleteness, routing limitations, and generalization challenges. Section 6 concludes the paper and outlines future directions.

2. Related Work

2.1 Retrieval-Augmented Generation and Document Understanding

Retrieval-Augmented Generation (RAG) ^[3] has become the dominant paradigm for knowledge-intensive question answering. In recent years, RAG has expanded from pure text to multimodal documents ^[4]. UNIDOC-BENCH ^[5] found on 70K real PDF pages that multimodal fusion RAG consistently outperforms unimodal approaches. PageIndex ^[6] explored LLM-built hierarchical semantic tree indexing as a non-vectorized alternative, but its index construction still relies on LLMs and primarily targets text documents. DVI similarly adopts non-vectorized indexing but uses pure rule-based extraction (zero LLM cost) and targets visually dense documents.

2.2 Visual Document Retrieval

ColPali ^[7] proposed the paradigm of using vision-language models to directly generate visual embeddings from document pages, replacing traditional OCR

pipelines. Follow-up work including ColFlor^[8] and ModernVBERT^[9] continued to optimize model efficiency, while DSE^[10] encodes document screenshots as dense vectors. These methods demonstrate that visual embeddings can replace OCR for high-quality document retrieval, but **indexing still requires running billion-parameter visual models.**

2.3 Query-Time Visual Reasoning

Multiple works have implemented the pattern of sending original images to VLMs for reasoning at query time: VisRAG^[11] builds a purely visual RAG pipeline (ICLR 2025), EVisRAG^[12] introduces evidence-guided multi-image reasoning, M3DocRAG^[13] uses ColPali indexing + Qwen2-VL for visual QA, ViDoRAG^[14] proposes multi-agent iterative reasoning (EMNLP 2025), VisDoMRAG^[15] runs visual and text RAG pipelines in parallel (NAACL 2025), and VISA^[16] implements visual source attribution (ACL 2025). These works share DVI’s “VLM examines original images” design at query time, but **all rely on heavyweight visual embeddings during indexing.**

2.4 OCR Noise and Information Loss in Pre-Ingestion

OHRBench^[1] (ICCV 2025) demonstrates that no OCR solution can build high-quality knowledge bases for RAG—OCR noise cascades from retrieval to generation stages. Lost in OCR Translation^[17] found that visual methods are approximately 12% more robust than OCR methods against document quality degradation. Literature^[2] found that LLM summary preprocessing causes a 13% drop in retrieval precision. These findings support DVI’s design motivation of “preserving original images and deferring analysis.”

2.5 Engineering Document Analysis

Research combining engineering drawings with RAG is still in its early stages. DesignQA^[18] (ASME JCISE 2025) constructed an engineering document QA benchmark based on Formula SAE data, but only evaluates VLM capabilities without addressing RAG architecture. Literature^[19] found that VLMs excel at high-level reasoning but still fall short in low-level visual perception (e.g., identifying terminal numbers and IP addresses). This paper builds a complete multimodal document QA system on real industrial construction drawings.

2.6 Query Routing and Adaptive Retrieval

Broder^[20] classified web queries into navigational, informational, and transactional types, a taxonomy widely adopted in search engine optimization. In the RAG domain, adaptive retrieval—dynamically selecting retrieval strategies based on query complexity—has seen initial exploration, but no existing multimodal RAG method implements VLM call routing based on query type. DVI designs a 9-category query classifier that routes approximately 60% of queries through pure index paths, directing only visually necessary queries to the VLM.

2.7 Positioning and Summary

Table 1 compares DVI with representative works.

Dimension	ColPali Family	VisRAG/M3DocRAG	DVI (Ours)
VLM at ingestion/indexing	Required (3B–4B)	Required	Not required
VLM at query time	Not applicable (retrieval only)	Required	On-demand
Image information preservation	Indirect (embedding)	Direct (original images)	Direct (original images)
Query routing	None	None	Confidence-based routing
Full-text search fallback	None	None	BM25

The core novelty of this paper lies in: (1) **Zero VLM at ingestion and indexing**—existing multimodal RAG methods all rely on visual models during ingestion or indexing; DVI extracts text metadata purely through rules without using any visual model; (2) **Industrial construction drawing scenario**—we explore effective RAG architectures for engineering drawings (DesignQA^[18] found that naive RAG performs poorly on engineering documents but did not propose architectural improvements). “Using VLM to examine original images at query time” is itself not novel (VisRAG et al. have demonstrated this); DVI’s contribution is demonstrating that effective multimodal document QA can be achieved without heavyweight indexing.

3. Method: The Deferred Visual Ingestion Framework

3.1 Framework Overview

The DVI framework decomposes document question answering into two phases: **progressive lightweight indexing** and **intelligent query routing with visual reasoning**. The two phases exhibit a stark contrast in visual model usage—the former uses no visual model at all (Zero-VLM), while the latter invokes visual models on demand based on query needs.

Phase 1 (Ingestion and Indexing): Lightweight parsing of the PDF—classifying pages as text or drawing pages, extracting structured text and tables, exporting drawing pages as raw images, and building a four-layer structured metadata index along with a BM25 full-text search engine. The entire process is pure CPU computation with zero VLM calls.

Phase 2 (Query and Reasoning): A query classifier categorizes user questions into one of 9 types and extracts key entities. A confidence-based router then selects the retrieval strategy—returning text answers directly for high-confidence queries (zero VLM); sending localized original images along with the question to a VLM for visual analysis when needed; and falling back to BM25 full-text search when neither approach is confident.

Figure 1 illustrates the overall architecture of the DVI framework.

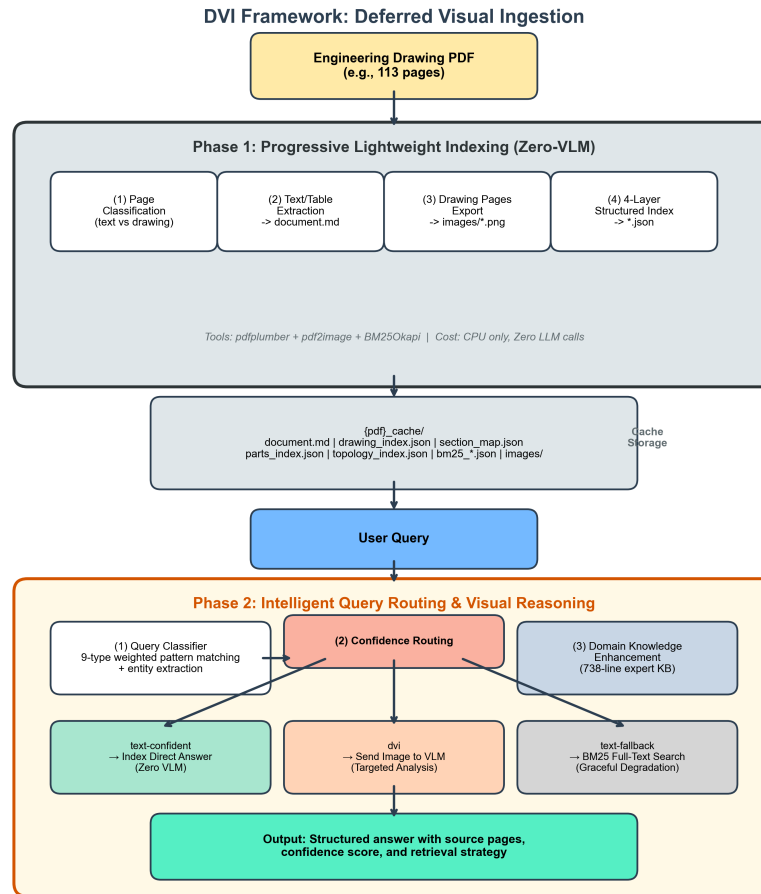


Figure 1: DVI Framework Overview—Two-Phase Architecture with Three-Way Confidence Routing

This two-phase architecture embodies DVI’s core design principle: “Index for locating, not understanding.” The goal of Phase 1 is not to “comprehend” every image’s content, but to establish sufficiently precise mappings so that Phase 2 can quickly locate drawing pages relevant to the user’s question. The entire cost of visual understanding is deferred to the query phase and incurred only when truly needed.

3.2 Phase 1: Progressive Lightweight Indexing

The indexing phase employs a pure rule-based processing pipeline with no visual model calls. The workflow consists of three steps: document parsing, structured index construction, and full-text search engine construction.

3.2.1 Document Parsing

The system first classifies each page as a text page or a drawing page based on text density. Text pages undergo structured text and table extraction, organized by page number into a unified document file; drawing pages are exported as raw images **without any OCR or VLM preprocessing**—these images will be sent to a visual model on demand during the query phase. For the D1 dataset (113 pages), 86 pages were classified as text pages and 27 as drawing pages.

3.2.2 Four-Layer Structured Metadata Index

Engineering drawings possess a natural hierarchical structure: Master Document Index → Functional Unit (Section) → Bill of Materials (BOM) → Technical Drawings. DVI builds a four-layer progressive index targeting this hierarchy (Table 2).

Table 2: Four-Layer Index Architecture

Layer	Name	Granularity	Description	D1 Scale
L1	Drawing Index	Drawing-level	Drawing number to description mapping from master index table	22 entries
L2	Section Map	Unit-level	Functional unit identification and drawing number association from BOM pages	14 entries
L3	Parts Index	Component-level	Line-by-line BOM table parsing for device IDs, part numbers, etc.	194 entries
L4	Topology Index	Relationship-level	Cross-index cross-referencing to establish inter-device topology	N entries

The four layers cover different information granularities from coarse to fine: L1 supports locating drawings by drawing number, L2 supports lookup by functional unit, L3 supports component-level precise queries (e.g., “the part number of OL1 in

Unit 6F”), and L4 uses cross-validation to compensate for incompleteness in any single index. All indexes are extracted from text pages through rules and pattern matching, requiring no visual model.

3.2.3 BM25 Full-Text Search Engine

Beyond structured indexes, the system builds a BM25 full-text search engine as a fallback. The document is chunked by page and section headings, with the tokenizer performing normalization for mixed identifiers common in engineering documents (part numbers, device IDs, etc.). The BM25 engine provides semantic-level retrieval capability for queries not covered by structured indexes.

3.2.4 Complexity Analysis

The indexing phase has $O(n)$ time complexity (where n is the number of pages), performing only text extraction and pattern matching per page. On the D1 dataset, measured wall-clock time was approximately 5 minutes, with image export accounting for most of the time and index construction taking less than 10 seconds.

3.3 Phase 2: Intelligent Query Routing and Visual Reasoning

3.3.1 Query Classification and Entity Extraction

The query classifier uses weighted pattern matching to categorize user questions into 9 predefined types (Table 3), while simultaneously extracting key entities (unit numbers, device IDs, part numbers, drawing numbers, etc.). The classification result determines the subsequent retrieval strategy: approximately 60% of queries (part numbers, location, layout, etc.) can be answered directly through structured indexes (zero VLM); wiring and troubleshooting queries require visual analysis; the remainder falls back to BM25 full-text search.

Table 3: Query Classifier—9 Question Types

Query Type	Retrieval Strategy	Visual Required
part_number	Structured index	No
schematic	Structured index	No
location	Structured index	No
network	Structured index	No
layout	Structured index	No
component_info	Index + Visual	Depends
connection	Visual analysis	Yes
troubleshoot	Index + Visual	Yes
semantic	BM25 full-text search	No

3.3.2 Cascaded Retrieval Chain

DVI performs cascaded progressive retrieval across the four-layer index and BM25 (Figure 2): when a higher-level index yields a hit, the result is returned directly; on a miss, the system automatically falls back to the next layer, with BM25 as the ultimate fallback, triggering VLM visual analysis when necessary.

The key motivation for the cascaded design is **index incompleteness**: in real data, the same entity may appear in only a subset of indexes. For example, Section 6E in D1 has records in the Topology Index but is absent from the Parts Index. Multi-source index fusion and cross-layer cross-validation ensure that no query is missed due to the incompleteness of any single index.

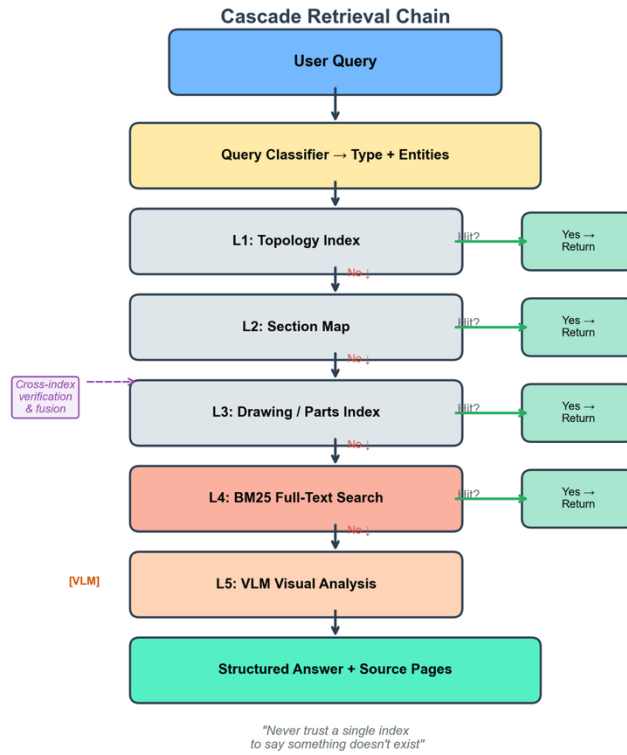


Figure 2: Cascaded Retrieval Chain—Layer-by-Layer Fallback with Cross-Index Verification

3.3.3 Answer Generation and Source Traceability

Each answer is accompanied by source page numbers, the retrieval strategy used, and a confidence score, supporting user verification and follow-up questions.

3.4 Domain Knowledge Augmentation Layer

General-purpose VLMs lack engineering domain expertise (e.g., NEMA/IEC device identification standards, MCC structural hierarchy, electrical fault diagnosis methodology). DVI employs **structured prompt injection**, organizing domain expert

knowledge into multiple modules (device identification, drawing type mapping, fault diagnosis procedures, etc.) and selectively injecting relevant subsets based on query type—ensuring knowledge relevance while avoiding dilution of the model’s reasoning capability from overly long contexts.

3.5 Theoretical Analysis: Six-Dimensional Comparison of DVI and Pre-Ingestion

This section compares the theoretical differences between DVI and traditional pre-ingestion along six dimensions.

3.5.1 Ingestion Cost

Pre-ingestion calls a VLM on each drawing page to generate comprehensive blind descriptions (~1,400 tokens/page), incurring massive token consumption without knowing what users will ask. DVI’s ingestion phase consists entirely of local CPU operations (text extraction, pattern matching, index construction) with zero VLM calls. On the D1 dataset: pre-ingestion consumed 80,830 VLM tokens; DVI consumed zero—a 100% reduction.

3.5.2 Ingestion Time

The bottleneck for pre-ingestion is the serialized VLM API call latency (20–40 seconds/page), while DVI’s bottleneck is local image rendering (1–2 seconds/page). On D1: pre-ingestion took 812 seconds (13.5 minutes); DVI took approximately 300 seconds (5 minutes)—a 2.7× speedup. The speedup ratio increases with the number of drawing pages.

3.5.3 Page Localization Capability

Pre-ingestion retrieval results are text fragments with no concept of “page localization”—when users need to view a drawing, the system cannot indicate which page to examine. DVI’s cascaded retrieval chain naturally provides page localization through the entity → drawing number → page mapping chain. On D1: 113 pages narrowed to 2–3 pages (98% compression), with 100% page localization success rate across all 6 visually necessary queries.

3.5.4 First-Hit Accuracy

DVI’s first-hit accuracy is comparable to, rather than higher than, pre-ingestion—both perform similarly on text queries, while each has wins and losses on visual queries. However, DVI achieves this comparable level at dramatically lower cost, and when the first attempt does not fully succeed, it has two improvement paths: interactive refinement and progressive caching.

3.5.5 Interactive Refinement Capability

Pre-ingestion reasoning is one-shot: information not covered by blind descriptions cannot be supplemented at query time. After the initial response, DVI has already compressed the search space (113 pages \rightarrow 2–3 pages), enabling users to ask follow-up questions, correct OCR errors, or directly examine the localized drawings. Let $P_{loc}(q)$ denote the page localization success rate and R the number of interaction rounds; DVI’s final accuracy is $Acc_{final}(R) = 1 - (1 - Acc_{dvi}(q)) \times (1 - P_{loc}(q))^R$, which approaches 1 rapidly with R when $P_{loc} \approx 1$. DVI transforms the “QA accuracy” problem into a “page localization” problem.

3.5.6 Progressive Caching

DVI’s query-time VLM analysis results are automatically cached at page_set \times query_type granularity, enabling zero VLM cost for subsequent similar queries. Unlike pre-ingestion’s generic blind descriptions, each DVI cache entry corresponds to a real user need, with knowledge progressively accumulating through use—analogous to lazy evaluation with memoization.

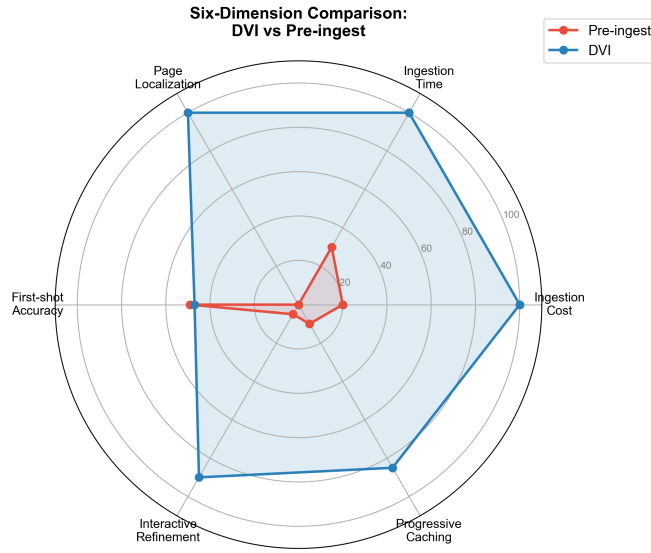


Figure 3: Six-Dimensional Radar Chart—DVI vs. Pre-Ingestion Comparison

3.6 Summary of Design Principles

Based on the analysis above, DVI’s core design principles are:

- **P1: Index for locating, not understanding.** The ingestion phase builds mappings rather than “comprehending” images.
- **P2: Demand-driven over prediction-driven.** Visual analysis resources are invested only after the user poses a question.
- **P3: Localization before comprehension.** After search space compression, high accuracy can be achieved through interactive refinement.

- **P4: Preserve original signals, defer interpretation.** Original images are superior to lossy descriptions.
- **P5: Progressive retrieval with graceful degradation.** The cascaded retrieval chain ensures multi-layer fallback.
- **P6: Cache real demand, not predicted demand.** Every cache entry is backed by an actual query.

4. Experiments

Experiments are organized around the six-dimensional theoretical analysis in Section 3.5, validating DVI’s practical performance across cost, localization, accuracy, interactive refinement, and caching.

4.1 Experimental Setup

4.1.1 Datasets

We select two real industrial engineering drawings from the same international electrical equipment manufacturer but of fundamentally different types.

D1: A 113-page low-voltage switchgear construction package containing a Master Document Index, BOM tables, and 26 technical drawings (schematics, wiring diagrams, communication topology diagrams). All four layers of structured indexes are available.

D2: A 7-page motor control center (MCC) customer approval drawing, with no BOM or technical drawings. All structured indexes are empty; only BM25 is available. D2 is used to validate DVI’s graceful degradation when indexes fail.

4.1.2 QA Evaluation Set

We adopt an **answer-first construction method**: first identifying verifiable facts from the documents, then composing questions. D1 yields 45 queries (covering all 9 types) and D2 yields 15, totaling 60. Among these, 6 queries (all from D1) are labeled as visually necessary—their answers exist only on drawing pages.

ID	Type	Content	Answer Source
Q03	connection	Relay CR wiring terminals	Schematic pp. 74–75
Q28	connection	CR2 wiring configuration	Schematic pp. 74–75
Q29	connection	Terminal block wiring	Wiring diagram pp. 74–75
Q30	troubleshoot	Motor failure diagnosis	Schematic pp. 74–75

ID	Type	Content	Answer Source
Q34	network	IP address assignment	Communication topology pp. 82–84
Q35	network	Modbus node numbers	Communication topology pp. 82–84

4.1.3 Compared Methods and Evaluation Metrics

Both methods share the same structured indexes and BM25; the difference lies in whether VLM is called during ingestion. All VLM calls use Claude Opus 4.5 (c1aude-opus-4-5@20251101, Vertex AI).

- **Pre-ingest:** The ingestion phase runs VLM on all 26 drawing pages to generate blind descriptions, which are added to the BM25 corpus; the inference phase makes no further VLM calls.
- **DVI:** The ingestion phase makes zero VLM calls, establishing drawing number → page mappings through rules and heuristic matching; the inference phase invokes VLM on demand via confidence-based routing to examine original images.

Accuracy is assessed via keyword matching: match rate $\geq 80\%$ is scored as correct, $\geq 30\%$ as partial, and $< 30\%$ as incorrect. Cost metrics record VLM token usage and wall-clock time.

4.2 Ingestion Cost Comparison

Table 4: Ingestion Cost Comparison (D1, 113 pages, 26 drawing pages)

Metric	Pre-ingest	DVI
Ingestion-phase VLM calls	26 (comprehensive blind descriptions)	0 (pure CPU)
Ingestion VLM tokens	80,830	0
Ingestion time	~812s (13.5 min)	~45s

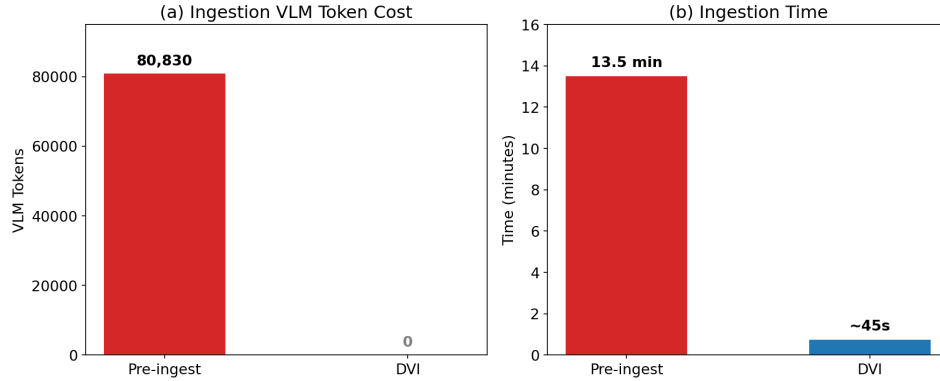


Figure 4: Ingestion Cost Comparison—VLM Token Usage and Ingestion Time

Pre-ingest calls VLM on each of the 26 drawing pages to generate blind descriptions (averaging 1,433 output tokens/page), consuming 80,830 tokens and 13.5 minutes. DVI’s ingestion phase makes no VLM calls whatsoever—text metadata is extracted through rules, and drawing number → page mappings are established via heuristic matching, all on pure CPU. More critically, Pre-ingest’s 80,830 tokens of blind descriptions achieve 0% effectiveness on visually necessary queries (see Section 4.4)—even when description quality is perfect, format mismatches in the retrieval infrastructure cause end-to-end failure. Although DVI invests no VLM effort during ingestion, it establishes precise drawing number → page mappings that lay the foundation for on-demand examination of original images at query time.

4.3 Overall Accuracy Comparison

Table 5: D1 Overall Accuracy (45 queries)

Metric	Pre-ingest	DVI
Correct	20	17
Partial	2	4
Effective accuracy (C+P / 45)	48.9%	46.7%
Ingestion VLM tokens	80,830	0
Inference VLM tokens	0	65,381

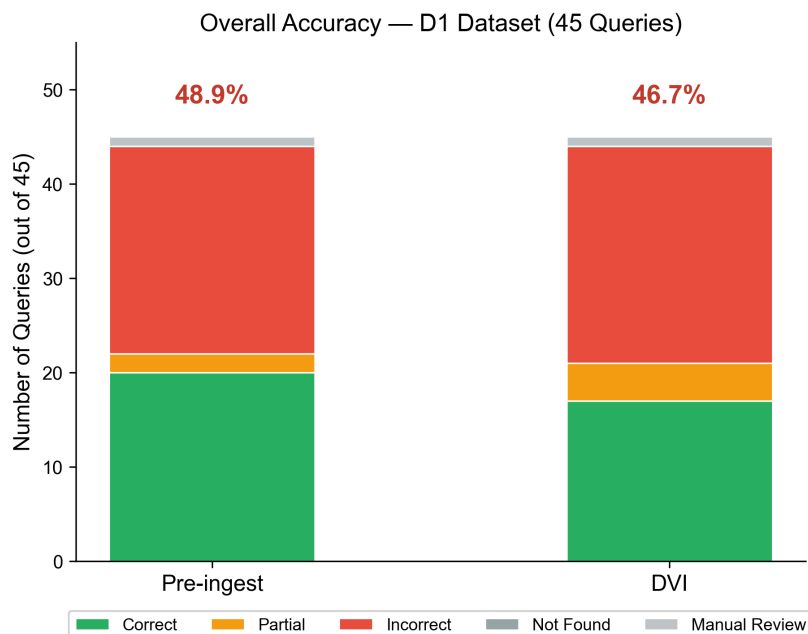


Figure 5: Overall Accuracy Comparison—D1 Dataset, 45 Queries

DVI achieves accuracy comparable to Pre-ingest (46.7% vs. 48.9%) at zero ingestion VLM cost. Pre-ingest’s marginal advantage (2.2 pp) stems from blind descriptions enlarging the BM25 corpus. On D2, both methods perform identically (C=1, P=1), validating DVI’s graceful degradation.

4.4 Visually Necessary Queries and Page Localization

The 6 visually necessary queries serve as the core battleground between the two ingestion strategies.

Table 6: Visually Necessary Queries—Per-Query Comparison

Query	Content	Pre-ingest	DVI	DVI Localized Pages
Q03	CR wiring terminals	incorrect	partial	pp. 74–75 ✓
Q28	CR2 wiring	incorrect	incorrect*	pp. 74–75 ✓
Q29	Terminal block wiring	incorrect	partial	pp. 74–75 ✓
Q30	Motor failure diagnosis	incorrect	incorrect* *	pp. 74–75 ✓
Q34	IP address	incorrect	correct	pp. 82–84 ✓

Query	Content	Pre-ingest	DVI	DVI Localized Pages
Q35	Modbus node numbers	incorrect	incorrect* **	pp. 82–84 ✓

* Routing error (misclassified as text-confident). ** Insufficient context. *** OCR misread “MMD” → “MWD”; actual content was correct.

Table 7: Visual Query Summary

Statistic	Pre-ingest	DVI
Effective answer rate (C+P)	0% (0/6)	50% (3/6)
After correcting Q35 false negative	0%	67% (4/6)
Page localization success rate	N/A	100% (6/6)
Search space compression	N/A	113 → 2–3 pages (98%)

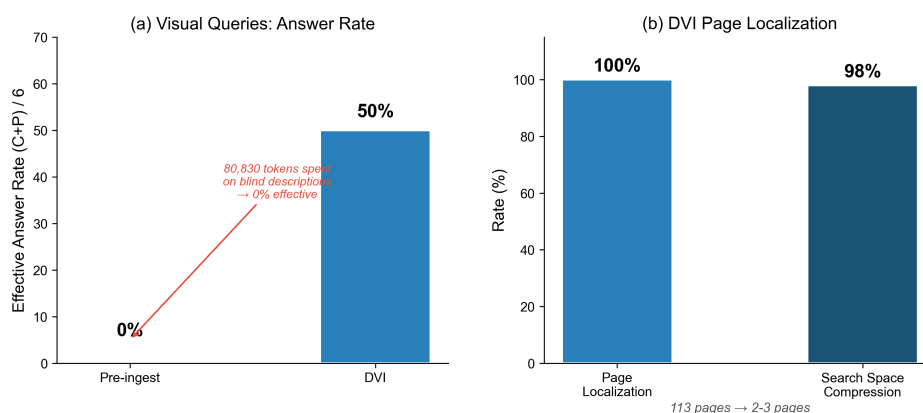


Figure 6: Visually Necessary Query Effectiveness and Page Localization Rate

Pre-ingest achieves 0% effectiveness on visual queries. In-depth investigation reveals that blind descriptions **actually contained** some key data (e.g., the IP address table on page 82), but due to BM25 chunking format mismatch—pre-ingestion uses the --- Page N --- format while the chunker only recognizes ## Page N—all descriptions were incorrectly assigned to Page 113 and diluted during retrieval. This exposes pre-ingestion’s **dual failure risk**: description quality risk (blind descriptions may miss information) + retrieval infrastructure risk (descriptions are correct but cannot be retrieved). DVI sends original images directly to the VLM, fundamentally bypassing the intermediate failure point of the retrieval infrastructure.

4.5 Confidence-Based Routing Analysis

Table 8: DVI Routing Performance (D1, 45 queries)

Routing Mode	Query Count	Effectiveness	VLM Tokens
text-confident	9 (20%)	77.8%	0
dvi	19 (42%)	42.1%	65,381
text-fallback	17 (38%)	35.3%	0

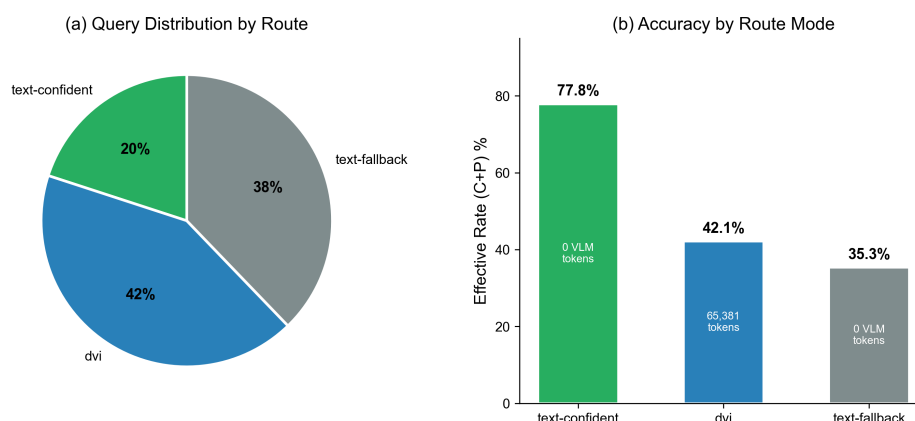
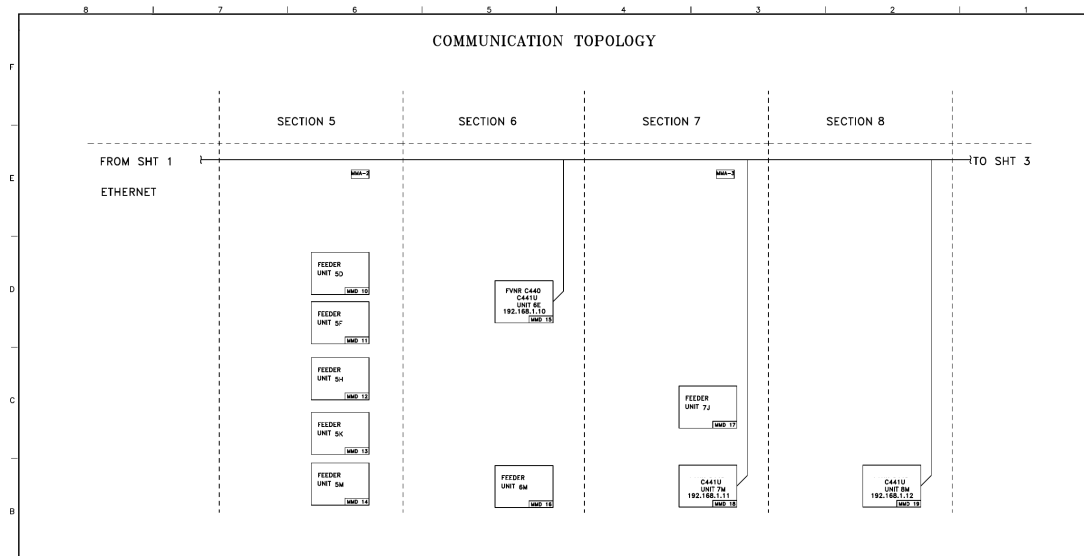


Figure 7: Confidence-Based Routing Analysis—Query Distribution and Per-Mode Effectiveness

Confidence-based routing reduces VLM calls from 45 to 19 (saving 58%). The text-confident mode achieves the highest accuracy (77.8%), demonstrating that structured indexes need no VLM intervention in their areas of strength.

4.6 Case Studies and Interactive Refinement

Case 1: Q34 (IP Address)—DVI’s best case. The communication topology diagram (page 82) is a pure image page. Pre-ingest’s blind description contained the complete IP address information, but it could not be retrieved due to BM25 chunking errors. DVI localized pages 82–84, and the VLM—armed with the specific question—achieved a first-attempt hit after examining the original image.



Case 2: Q35 (Modbus Node Numbers)—Value of interactive refinement. DVI’s VLM correctly read all 10 node numbers but misread “MMD” as “MWD.” A single user correction would yield a fully correct answer. Pre-ingest’s blind description also contained the complete data, but the same chunking error prevented retrieval—information was ingested but could not be used by the system, and user follow-up questions cannot change this outcome.

Dimension	Pre-ingest	DVI
Information ceiling after first response	Blind description text (fixed)	Original images (complete)
Follow-up/correction capability	None	Available (VLM can re-examine images)
Search space compression	None	113 → 2–3 pages (98%)
Theoretical accuracy upper bound	Limited by blind description coverage	Approaches 100%

DVI’s VLM analysis results are automatically cached at `page_set × query_type` granularity. D1’s 45 queries triggered 19 VLM calls covering 15 unique cache keys, of which 4 (21%) could be eliminated by caching, saving approximately 16,000 tokens (23%) per round. The 45-query sample is small; in practice, similar queries

about the same drawings have higher repetition rates. The core value of caching lies in the structural difference: Pre-ingest’s 80,830 tokens are a fixed sunk cost with 0% effectiveness on visual queries, while each DVI cache entry corresponds to a real user need with knowledge progressively accumulating through use.

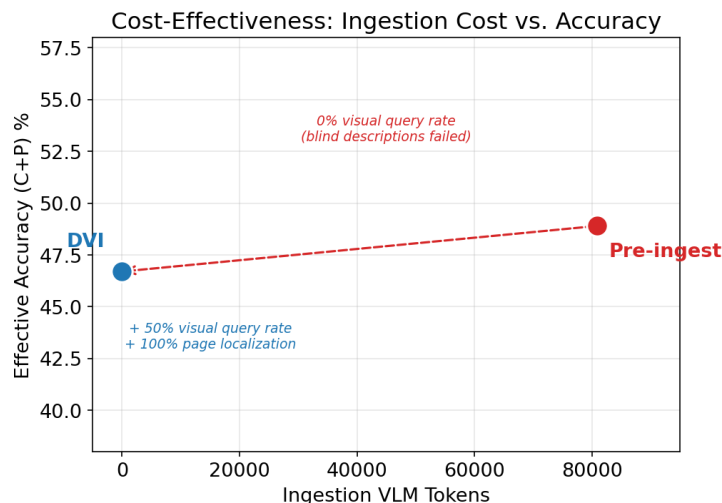


Figure 9: Cost-Accuracy Composite Comparison

4.8 Cross-Document Generalization and Error Analysis

Generalization: On D2 (7-page approval drawing, all indexes empty), both methods perform identically, validating DVI’s graceful degradation—when indexes fail, the system automatically falls back to BM25 without crashing. DVI’s incremental value is positively correlated with the document’s visual density.

Error Types: Errors in the experiments fall into four categories: (1) VLM visual limitations (OCR misreads, unfocused attention); (2) routing errors (Q28 misclassified as text-confident); (3) evaluation metric limitations (keyword matching is highly sensitive to single-character OCR errors); (4) index construction noise (approximately 15% of Parts Index entries are parsing noise).

5. Discussion

5.1 Applicable Scenarios and Boundaries

The DVI framework is not universally applicable to all document QA scenarios; its advantages are most pronounced under specific conditions.

DVI is best suited for scenarios with the following characteristics: high visual density (substantial critical information exists as images); difficult pre-ingestion (poor OCR results or significant information loss in VLM blind descriptions); relatively sparse queries (not every page is frequently queried); and documents with indexable structured metadata (e.g., table of contents pages, table headers,

numbering conventions). Industrial engineering drawings are a typical representative satisfying all conditions.

Conversely, DVI offers limited advantage in the following scenarios: predominantly text-based documents (traditional RAG handles these efficiently); extremely frequent queries concentrated on a few pages (cumulative query-time VLM costs may exceed one-time pre-ingestion); and documents completely lacking structured metadata (only BM25 fallback is available). A pragmatic compromise is a **hybrid strategy**: pre-ingest text portions, defer ingestion of image portions, and automatically select the processing path based on page characteristics.

5.2 Index Incompleteness and Multi-Source Verification

An important practical finding in this research is the **index incompleteness problem**. In real data, this manifests at two severity levels.

The D1 dataset exhibits **partial incompleteness**: Drawing Index extracted 22 records but all pdf_pages mappings were empty; Section Map achieved only 43% successful drawing number association; Parts Index contained approximately 15% parsing noise. The D2 dataset exhibits **complete failure**: all three structured indexes were entirely empty (0/0/0), as the document format completely mismatched the processor’s assumptions. However, both datasets’ document.md files contained searchable text information, allowing BM25 to serve as a fallback.

DVI’s multi-source index fusion mechanism is designed precisely for this challenge. Its core principle is: “Never trust a single index to say something doesn’t exist.” The four-layer index provides information redundancy, BM25 full-text search serves as the last line of defense, and the query classifier’s confidence assessment provides self-diagnostic capability. This finding has general relevance for industrial RAG systems: **redundant indexes + cascaded retrieval + full-text search fallback** is an effective strategy for handling information incompleteness—D2’s extreme case demonstrates that when all structured indexes fail, the system degrades gracefully rather than crashing.

5.3 Value and Limitations of Query Routing

The core value of the query classifier is selective VLM invocation—experiments show that approximately 60% of queries can be answered through pure index paths. Weighted pattern matching makes routing decisions explainable and debuggable, and confidence assessment provides a basis for query refinement suggestions.

However, keyword pattern matching has limited robustness to phrasing variations, and multi-intent hybrid queries are difficult to classify accurately—the routing error on Q28 is a case in point. A future direction is to replace regex matching with a lightweight LLM (e.g., Claude Haiku) for more robust handling of phrasing variations

and multi-intent queries, where the additional token cost is far less than the VLM waste caused by routing errors.

5.4 Generalizability of Lightweight Indexing

D2’s complete failure provides the most direct empirical evidence for generalization challenges. Current index extraction rules hard-code structural assumptions from D1-type documents (index keywords, Section header formats, BOM column names), which completely mismatch D2’s format. Even within D1, generalization issues exist (e.g., a seismic installation information table was incorrectly parsed as component entries).

A clear path exists for generalizability evolution: in the short term, adding multiple rule templates with automatic selection based on document front-page features; in the medium term, using a lightweight LLM to analyze the first few pages and automatically generate index extraction rules; in the long term, achieving zero-configuration universal index construction. It is worth emphasizing that even when indexing completely fails, BM25 fallback ensures the system remains functional—the generalization challenge affects precision, not availability.

5.5 Limitations

The limitations of this research can be summarized in two categories.

Data and scale limitations. This paper validates only on two PDFs from the same manufacturer, with limited experimental scale. Index extraction contains noise (D1 Parts Index has approximately 15% noise), and actual index quality falls below ideal assumptions. To establish DVI’s generality, experiments on documents from more manufacturers, industries, and at larger scale are needed.

System design limitations. When queries require visual analysis, VLM API calls introduce 20–40 seconds of additional latency, which may be unacceptable for latency-sensitive scenarios. The domain knowledge layer requires manual construction and maintenance, necessitating rewriting when migrating to other engineering domains. Limitations of index construction and query routing are detailed in Sections 5.2–5.4.

5.6 Future Work

Based on the discussion above, we outline the following future directions.

Automated indexing and intelligent routing. Using LLMs to analyze the first few pages of a document to automatically generate index extraction rules (see the path in Section 5.4), while replacing regex matching with a lightweight LLM for more robust query routing (see Section 5.3).

Hybrid indexing strategy. Using lightweight embedding vectorization for text portions while maintaining deferred ingestion for image portions, combining the strengths of both paradigms.

Cross-document associative reasoning. In industrial practice, multiple drawings contain rich cross-referencing relationships; extending single-document indexes to cross-document knowledge graphs is a direction with practical value.

Engineering drawing QA benchmarks. This domain lacks publicly available standard evaluation sets; collecting multi-domain, multi-format engineering drawings and constructing standardized QA benchmarks would help advance systematic research.

6. Conclusion

This paper proposes the Deferred Visual Ingestion (DVI) framework, transforming multimodal document QA from the traditional **supply-side pre-ingestion** strategy to a **demand-side on-demand ingestion** strategy. DVI’s core design principle—“Index for locating, not understanding”—achieves page localization through a four-layer structured metadata index and BM25 full-text search, deferring visual understanding to the moment users pose specific questions.

Comparative experiments on two real industrial engineering drawings validate DVI’s core advantages: achieving overall accuracy comparable to pre-ingestion at zero ingestion VLM cost (46.7% vs. 48.9%), an effectiveness rate of 50% on visually necessary queries (vs. 0% for pre-ingestion), and 100% page localization. Confidence-based routing reduces VLM calls by 58%, and progressive caching enables knowledge accumulation driven by real demand.

DVI’s core value lies in transforming the “QA accuracy” problem into a “page localization” problem. The end-to-end fragility of pre-ingestion—where even blind descriptions containing correct information can fail due to retrieval infrastructure mismatches—was thoroughly validated in our experiments. DVI sends original images directly to the VLM for on-demand analysis, eliminating intermediate failure points; even when the first response is imperfect, the 98% search space compression creates conditions for human-AI collaborative refinement to ultimately obtain accurate answers.

We believe the “demand-side ingestion” philosophy will demonstrate value across more visually dense document scenarios. Just as lazy evaluation computes only values that are actually needed, DVI analyzes only the drawings that are actually asked about—not all information needs to be “read” in advance; sometimes, looking with a question in mind is the best way to understand.

References

- [1] J. Zhang, Q. Zhang, B. Wang, et al., “OCR Hinders RAG: Evaluating the Cascading Impact of OCR on Retrieval-Augmented Generation,” arXiv:2412.02592, 2024. (ICCV 2025)
- [2] E. Lumer, A. Cardenas, M. Melich, et al., “Comparison of Text-Based and Image-Based Retrieval in Modern Multimodal Retrieval Augmented Generation Large Language Model Systems,” arXiv:2511.16654, 2025.
- [3] P. Lewis, E. Perez, A. Piktus, et al., “Retrieval-Augmented Generation for Knowledge-Intensive NLP Tasks,” in NeurIPS, 2020.
- [4] “Scaling Beyond Context: A Survey of Multimodal RAG for Document Understanding,” arXiv:2510.15253, 2025.
- [5] “UNIDOC-BENCH: A Unified Benchmark for Document-Centric Multimodal RAG,” arXiv:2510.03663, 2025.
- [6] VectifyAI, PageIndex: Document Index for Vectorless, Reasoning-based RAG [Software], <https://github.com/VectifyAI/PageIndex>, 2025.
- [7] M. Faysse, H. Sibille, T. Wu, et al., “ColPali: Efficient Document Retrieval with Vision Language Models,” arXiv:2407.01449, 2024. (ICLR 2025)
- [8] A. Masry, E. Hoque, “ColFlor: Towards BERT-Size Vision-Language Document Retrieval Models,” in IEEE MLSP, 2025.
- [9] “ModernVBERT: Towards Smaller Visual Document Retrievers,” arXiv:2510.01149, 2025.
- [10] X. Ma, S.-C. Lin, M. Li, W. Chen, J. Lin, “Unifying Multimodal Retrieval via Document Screenshot Embedding,” arXiv:2406.11251, 2024. (EMNLP 2024)
- [11] S. Yu, C. Tang, B. Xu, et al., “VisRAG: Vision-based Retrieval-augmented Generation on Multi-modality Documents,” arXiv:2410.10594, 2024. (ICLR 2025)
- [12] Y. Sun, C. Peng, Y. Yan, S. Yu, et al., “VisRAG 2.0: Evidence-Guided Multi-Image Reasoning in Visual Retrieval-Augmented Generation,” arXiv:2510.09733, 2025.
- [13] J. Cho, D. Mahata, O. Irsoy, Y. He, M. Bansal, “M3DocRAG: Multi-modal Retrieval is What You Need for Multi-page Multi-document Understanding,” arXiv:2411.04952, 2024.
- [14] Q. Wang et al., “ViDoRAG: Visual Document Retrieval-Augmented Generation via Dynamic Iterative Reasoning Agents,” arXiv:2502.18017, 2025. (EMNLP 2025)

- [15] M. Suri, P. Mathur, F. Deroncourt, et al., “VisDoM: Multi-Document QA with Visually Rich Elements Using Multimodal Retrieval-Augmented Generation,” arXiv:2412.10704, 2024.
- [16] “VISA: Retrieval Augmented Generation with Visual Source Attribution,” arXiv:2412.14457, 2024. (ACL 2025)
- [17] A. Most, J. Winjum, A. Biswas, et al., “Lost in OCR Translation? Vision-Based Approaches to Robust Document Retrieval,” arXiv:2505.05666, 2025.
- [18] A. C. Doris, D. Grandi, R. Tomich, et al., “DesignQA: A Multimodal Benchmark for Evaluating LLMs’ Understanding of Engineering Documentation,” ASME JCISE, 2025.
- [19] “From Concept to Manufacturing: Evaluating Vision-Language Models for Engineering Design,” Springer Artificial Intelligence Review, 2025.
- [20] A. Broder, “A Taxonomy of Web Search,” ACM SIGIR Forum, vol. 36, no. 2, pp. 3-10, 2002.