

# EgoSound: Benchmarking Sound Understanding in Egocentric Videos

Bingwen Zhu<sup>1,2\*</sup> Yuqian Fu<sup>3†</sup> Qiaole Dong<sup>1</sup> Guolei Sun<sup>4</sup> Tianwen Qian<sup>5</sup>  
 Yuzheng Wu<sup>1</sup> Danda Pani Paudel<sup>3</sup> Xiangyang Xue<sup>1</sup> Yanwei Fu<sup>1,2</sup>  
<sup>1</sup>Fudan University <sup>2</sup>Shanghai Innovation Institute <sup>3</sup>INSAIT  
<sup>4</sup>Nankai University <sup>5</sup>East China Normal University

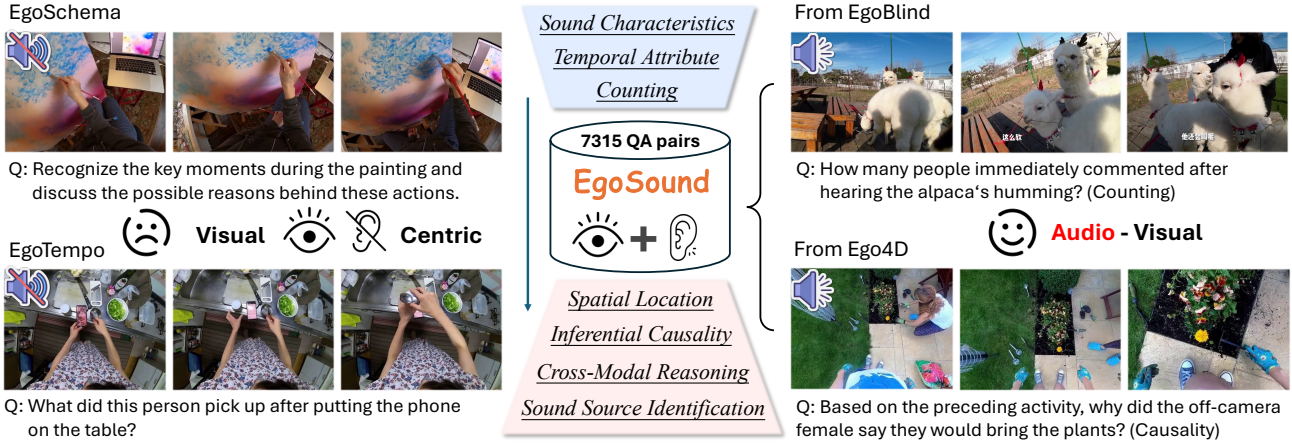


Figure 1. **EgoSound vs existing egocentric Video Question Answering (VideoQA).** Prior datasets (left) [23, 27] focus solely on vision-centric question answering with no awareness of audio, whereas EgoSound constructs a more complex and comprehensive audio-visual QA dataset tailored for sound understanding. It is built from two dataset sources [13, 36], includes 900 videos and 7315 high-quality QA pairs, and spans seven task categories—making it a benchmark that can both listen and see.

## Abstract

Multimodal Large Language Models (MLLMs) have recently achieved remarkable progress in vision-language understanding. Yet, human perception is inherently multisensory, integrating sight, sound, and motion to reason about the world. Among these modalities, sound provides indispensable cues about spatial layout, off-screen events, and causal interactions, particularly in egocentric settings where auditory and visual signals are tightly coupled. To this end, we introduce EgoSound, the first benchmark designed to systematically evaluate egocentric sound understanding in MLLMs. EgoSound unifies data from Ego4D and EgoBlind, encompassing both sighted and sound-dependent experiences. It defines a seven-task taxonomy spanning intrinsic sound perception, spatial localization, causal inference, and cross-modal reasoning. Constructed through a multi-stage auto-generative pipeline,

EgoSound contains 7315 validated QA pairs across 900 videos. Comprehensive experiments on nine state-of-the-art MLLMs reveal that current models exhibit emerging auditory reasoning abilities but remain limited in fine-grained spatial and causal understanding. EgoSound establishes a challenging foundation for advancing multisensory egocentric intelligence, bridging the gap between seeing and truly hearing the world.

## 1. Introduction

Multimodal Large Language Models (MLLMs) have recently demonstrated remarkable progress in integrating vision and language, enabling sophisticated visual understanding and reasoning. Yet, true human-like perception extends far beyond vision—it is inherently multisensory, grounded in the seamless integration of sound, touch, and motion. Among these, sound plays a particularly vital role: it conveys spatial cues, reveals off-screen events, and encodes the causality and intent behind interactions. This be-

\*Equal Contribution.

†Corresponding Author.

comes especially critical in egocentric settings, where the auditory and visual streams are deeply intertwined, capturing the world as directly experienced by the wearer.

Despite this importance, research in egocentric perception has remained overwhelmingly visual-centric. Most prior works [4, 9–12, 15, 17–19, 21, 22, 25, 27, 29, 35, 36, 42, 44, 47] focus on recognizing and predicting events visible in the scene, while treating audio as secondary—or ignoring it entirely. Perceiving the world egocentrically without sound is akin to navigating a silent world, fundamentally limiting the depth of understanding. For instance, the sharp hiss of steam or the sudden clatter of metal carries vital information that vision alone may miss. Likewise, for individuals with visual impairments, sound is not auxiliary but essential for navigation and situational awareness.

To fill this gap, we introduce **EgoSound**, a new benchmark that systematically evaluates the egocentric sound understanding capabilities of MLLMs [5, 7, 31, 37, 38, 41]. EgoSound is the first dataset explicitly designed to study nuanced audio-visual reasoning from a first-person perspective, encompassing both environmental sounds from human-object interactions and human dialogues that drive contextual understanding. Its mission is simple yet profound: to enable models that can hear, not just see, from a first-person viewpoint. A distinguishing feature of EgoSound is its multi-source design, which integrates videos from both the large-scale Ego4D dataset [13], capturing a wide range of everyday activities, and the EgoBlind dataset [36], focusing on scenarios where auditory perception is essential for understanding, interaction, and navigation. This combination provides a comprehensive coverage of egocentric experiences, spanning from visually guided to sound-dependent contexts.

We further propose a novel taxonomy of seven egocentric sound tasks that span both unimodal and multimodal reasoning—from intrinsic sound properties (e.g., Sound Characteristics, Counting, Temporal Attribute) to complex audio-visual reasoning (e.g., Spatial Location, Source Identification, Inferential Causality, Cross-Modal Reasoning). To construct EgoSound, we develop a multi-stage data curation pipeline leveraging modern generative models (Qwen2.5-VL [2], Gemini-2.5 [7], GPT-4o [16]). The pipeline first identifies key human-object interactions, then generates rich audio-centric captions, and finally constructs high-quality, open-ended question-answer pairs focused on sound-related reasoning. The final dataset comprises 7315 validated Q&A pairs over 900 rigorously filtered videos, ensuring strong fidelity and task diversity.

We evaluate eight state-of-the-art MLLMs, including models from the Qwen-Omni [37, 38], video-SALMONN 2+ [31], VideoLLaMA2.1 [5], and MiniCPM [41] families, as well as the egocentric-specialized EgoGPT [40]. Our comprehensive experiments reveal that while current

MLLMs exhibit emerging auditory reasoning abilities, they still struggle with fine-grained spatial, temporal, and causal inference based on sound. EgoSound thus establishes a challenging, high-quality benchmark for multisensory egocentric intelligence—bridging a critical gap in current MLLMs and paving the way for future research toward models that can listen, understand, and reason about the full multisensory world.

Our main contributions are summarized as follows:

- **EgoSound:** The first large-scale benchmark for egocentric sound understanding in MLLMs, featuring data from both sighted (Ego4D) and blind (EgoBlind) perspectives.
- **A Novel Task Taxonomy:** Seven tasks covering intrinsic sound perception, spatial reasoning, causal inference, and cross-modal understanding.
- **High-Quality Dataset:** 7315 validated open-ended Q&A pairs created via a rigorous, multi-stage curation pipeline centered on sound events.
- **Comprehensive Benchmarking:** Evaluation of nine cutting-edge MLLMs, uncovering key challenges in egocentric audio-visual reasoning and establishing strong baselines for future research.

## 2. Related Work

**Egocentric Video Question Answering.** To advance video question answering (VideoQA) on egocentric videos, numerous datasets [8, 13, 14, 26, 34, 36] and benchmarks [4, 9, 12, 17, 19, 23, 27, 29, 39, 40, 44] have been proposed. Early and representative ones include EgoVQA [9], EgoTaskQA [17], and EgoSchema [23], each focusing on different aspects and characteristics of first-person understanding, covering a range of tasks such as descriptive, predictive, explanatory, and counterfactual reasoning. More recently, several complementary benchmarks have also been introduced, broadening the evaluation scope. For example, EgoThink [4] assesses models’ ability to “think” from a first-person perspective across multiple reasoning dimensions; AMEGO [12] emphasizes long-term temporal reasoning and memory over extended egocentric videos; EgoTempo [27] focuses on temporal understanding through long-horizon questions; EASG-Bench [29] introduces scene-graph-based QA to capture spatio-temporal relations; EgoCross [19] explores cross-domain generalization across diverse first-person scenarios such as surgery and sports; Despite covering diverse visual and cognitive skills, most existing egocentric QA benchmarks rely solely on visual cues, overlooking the rich auditory context in first-person videos. In contrast, our EgoSound focuses on auditory-(visual) cues to promote a more comprehensive understanding of egocentric scenes. Tab. 1 provides a multi-dimensional comparison between EgoSound and prior egocentric QA benchmarks.

Dataset	Video Length	Clips	QA Pairs	Categories	Sound Questions	Multiple Sources	Open-ended
EgoVQA [9]	(25, 100)s	520	0.6k	5	✗	✗	✓
EgoTaskQA [17]	25s	2336	40k	4	✗	✗	✓
EgoSchema [23]	3min	1981	5k	-	✗	✗	✗
EgoThink [4]	-	-	0.75k	6	✗	✗	✓
AMEGO [12]	14min	100	20.5k	8	✗	✗	✗
EgoTempo [27]	45s	365	0.5k	10	✗	✗	✓
EASG-Bench [29]	3.1min	221	1.8k	5	✗	✗	✓
EgoCross [19]	22.5s	798	0.95k	4	✗	✓	✓
<b>EgoSound (ours)</b>	<b>59s</b>	<b>900</b>	<b>7.3k</b>	<b>7</b>	<b>✓</b>	<b>✓</b>	<b>✓</b>

Table 1. Comparison with existing egocentric video QA benchmarks. EgoSound is distinguished by its focus on sound-centric reasoning.

**Audio(-Visual) Question Answering.** Audio-based Question Answering (Audio-QA) aims to reason about spatial and semantic information from audio or audio-visual observations to answer natural language queries. Early research on audio reasoning primarily focused on localization and detection rather than QA, such as STARSSS23 [30] for audio-visual sound localization and detection. Subsequent work shifted toward question answering with explicit spatial reasoning benchmarks. SpatialSoundQA [45] and AQAPHY [33] introduced different benchmark for Audio-QA, with distinct focuses of reasoning tasks. SAVVY [3] and Magnet [6] further extend to audio-visual QA, emphasizing the joint understanding of auditory and visual modalities. Despite these advances, Audio(-Visual) QA in the *egocentric* domain remains largely unexplored, overlooking the fact that audio plays a crucial role in understanding and grounding the world from a first-person perspective. Thus, in this paper, we are motivated to bridge this gap by establishing the first dedicated audio(-visual) question answering testbed for the egocentric domain.

**Multimodal Large Language Models.** Multimodal large language models (MLLMs) have advanced rapidly, with a surge of commercial systems (e.g., GPT-4 [1], Gemini 2.5 Pro [7]) and open-source counterparts (e.g., Qwen2.5-VL [2], InternVL [48], Video-LLaMA [5, 43], MiniCPM [41], video-SALMONN [31], and Qwen-Omni [37, 38]), which demonstrate strong reasoning ability across benchmarks including MLVU [46], LVBench [32], and EgoSchema [23]. In the egocentric domain, concurrent progress in both models and datasets has led to several pretrained egocentric MLLMs, such as EgoVLPv2 [28] and xEgoGPT [40]. However, *audio*, a key cue for human perception and situational awareness, remains underexplored in both model design and evaluation. Most existing MLLMs emphasize visual recognition or text-based reasoning, leaving multisensory reasoning insufficiently examined. For example, even the world-wide leading models such as GPT-4 [1] doesn’t support the reasoning on coupled audio-visual video inputs. Therefore, in this work, we focus on evaluat-

ing how MLLMs perceive and reason over sound cues and joint audio-visual cues under a first-person perspective.

### 3. EgoSound Dataset

We introduce EgoSound, a novel benchmark to systematically evaluating performance of MLLMs across a variety of egocentric sound understanding tasks. Egosound covers both sighted and blind perspectives, and consists of egocentric videos spanning various visual scenarios. In this section, we provide a comprehensive introduction to the EgoSound benchmark. We begin by discussing the video data selection, and the taxonomy of question-answering tasks, followed by an explanation of the data curation pipeline, and conclude with dataset statistics.

#### 3.1. Data Collection and Filtering

The videos included in EgoSound are carefully sourced from egocentric datasets with rich audio, including Ego4D [13], and EgoBlind [36]. This selection ensures a broad spectrum of acoustic environments and contexts. Ego4D [13], as the most extensive egocentric video dataset, contributes a wide variety of scenarios from daily life and work. The inclusion of EgoBlind [36] is particularly unique, offering data recorded by blind individuals where auditory cues are often central to daily navigation and interaction. Collectively, these sources ensure that our dataset covers a wide range of human activities such as sports, learning, doing chores, cooking, commuting, driving, shopping, playing instruments, and filming, across numerous indoor and outdoor environments. The videos in EgoSound span a broad range of durations, from short clips of 5 seconds to extended recordings of up to 5 minutes, capturing both brief atomic sounds and more complex, temporally evolving acoustic events.

To ensure data quality, the construction of EgoSound involved a rigorous filtering process for both audio and visual streams. For the audio, we first discarded videos with extended silence, excessive background noise, or unintelligible speech. The remaining clips were then carefully trimmed to retain segments rich in meaningful sound events.

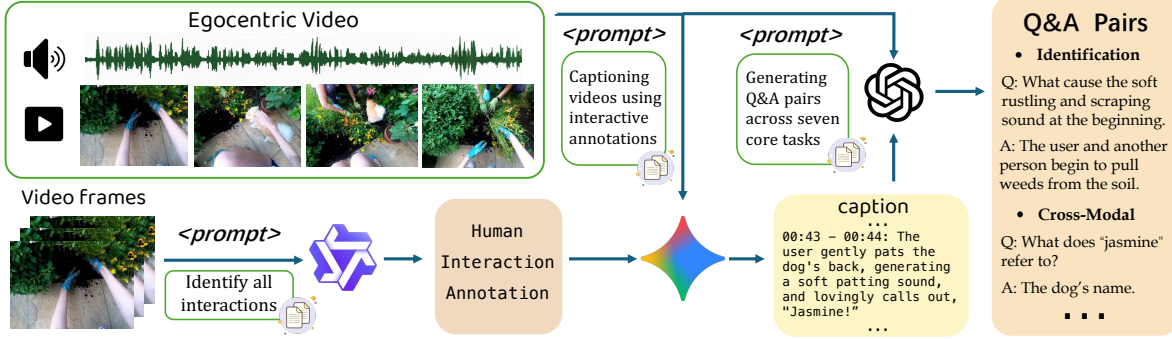


Figure 2. **Overview of the EgoSound data curation pipeline.** We first identifies human interaction events, then generates interaction-grounded and sound-centric audio-visual captions, and finally build visually-verified OpenQA pairs corresponding to the seven core tasks.

This process concentrates the data on high-quality sound suitable for generating audio-centric question-answer pairs. Visually, we removed clips that were static or monotonous. We specifically retained segments that feature dynamic human activities and rich object interactions. Through this dual filtering strategy, we curated 900 egocentric videos featuring rich and complex audio-visual scenarios. The filtering process is crucial for creating challenging and high-quality queries to effectively evaluate the audio-visual understanding capabilities of MLLMs.

### 3.2. Task Taxonomy

Inspired by insights from Audio Q&A and egocentric video corpora, we curate seven egocentric sound tasks that target core capabilities essential for audio-visual understanding. These tasks not only investigate the intrinsic properties of sounds, but also explore multimodal perception and reasoning related to sound. As illustrated in Fig. 3 (d), the intrinsic sound properties involve *Sound Characteristics*, *Counting*, and *Temporal Attribute*, while the multimodal perception and reasoning aspects cover *Spatial Location*, *Sound Source Identification*, *Inferential Causality*, and *Cross-Modal Reasoning*.

- **Sound Characteristics.** These tasks assess models’ ability to describe the intrinsic acoustic properties of a sound, such as its perceived volume, texture, or timbre.
- **Counting.** Counting tasks are designed to evaluate models’ ability to track and enumerate distinct instances of auditory events or the repetitions of a specific sound. It also includes the number of times a particular word or phrase is mentioned in speech.
- **Temporal Attribute.** Temporal tasks are proposed to evaluate models’ ability to analyze the temporal dynamics of a sound, including its duration, specific timing, and how its acoustic features evolve over time.
- **Spatial Location.** Location tasks test models’ ability to localize a sound source in three-dimensional space relative to the egocentric observer, identifying both its direc-

tion and approximate distance.

- **Sound Source Identification.** Identification tasks evaluate models’ ability to identify the specific object or action that produced a sound, requiring the model to ground auditory signals to their corresponding visual events.
- **Inferential Causality.** Causality tasks test models’ higher-level ability to reason about the underlying cause or intent behind an auditory event by synthesizing information from the surrounding audio-visual context.
- **Cross-Modal Reasoning.** Cross-Modal tasks assess a models’ ability to integrate information across both modalities for complex inference. This includes using audio to interpret visual events (Audio-Guided Visual Reasoning) and using visual context to explain auditory events (Visual-Guided Audio Reasoning).

While the source egocentric video data provide meta annotation [13] or question-answer (Q&A) pairs [36], these annotations are predominantly focused on visual content. Consequently, they are insufficient for our primary goal of facilitating a deep and nuanced evaluation of sound event understanding. To address this gap, we designed a multi-stage data curation pipeline to generate high-quality, audio-centric Q&A Pairs for EgoSound dataset. We illustrate our data curation pipeline in Fig. 2. Our pipeline consists of three key stages: Human Interaction Annotation, Audio-Visual Caption Generation, and Q&A Pairs Construction.

### 3.3. Data Curation Pipeline

**Human Interaction Annotation.** Directly prompting an omni model for a general description of an egocentric video often results in captions that overlook significant scene details. Recognizing that physical interactions are the primary source for meaningful sound events, the first stage of our pipeline is designed to systematically annotate these key moments. To achieve this, we leverage the Qwen2.5-VL [2] to perform automated visual annotation of human-object and human-human interactions. This process generates temporally-grounded labels that capture specific ac-



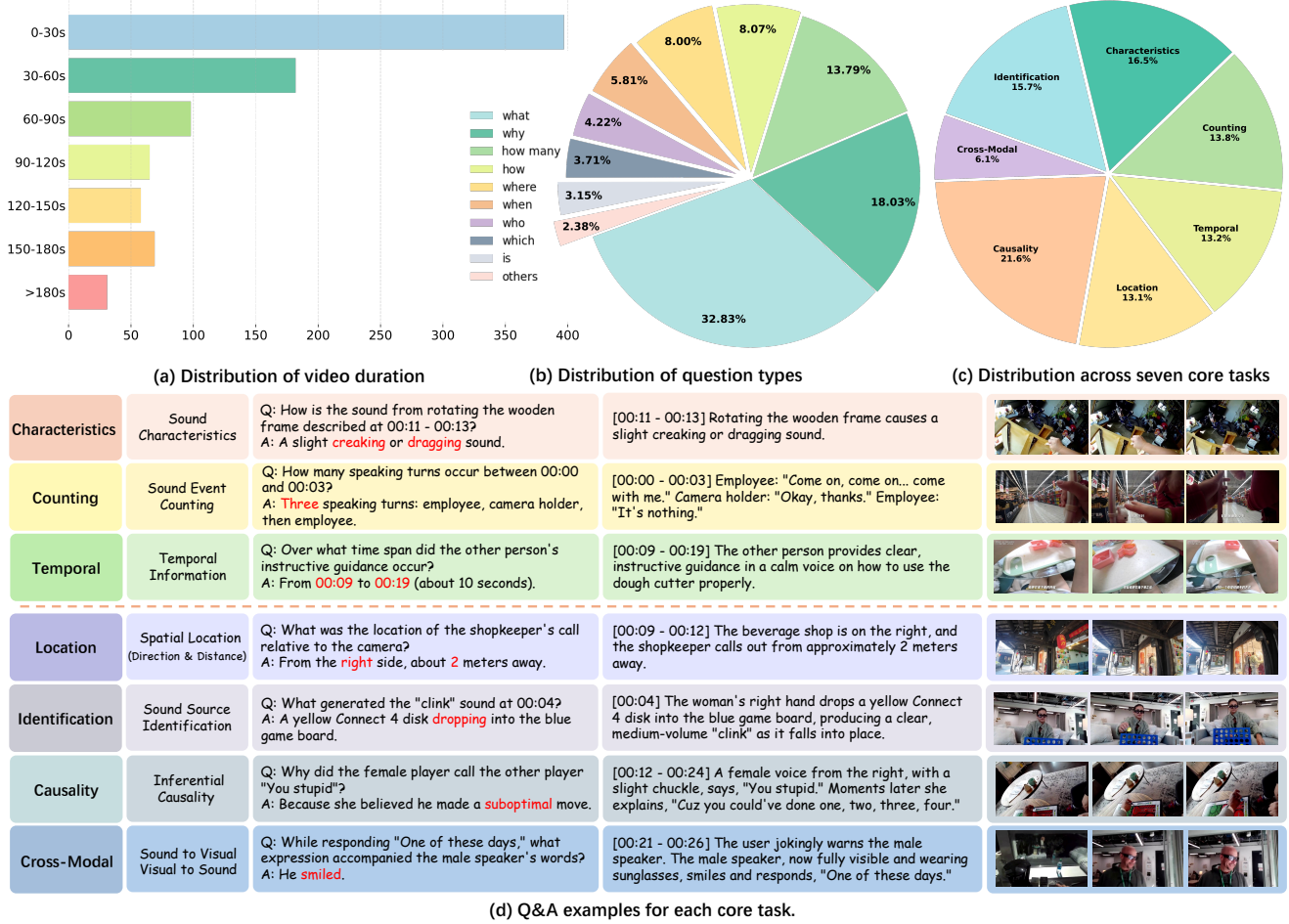


Figure 3. **Overview of the EgoSound task taxonomy and statistics.** (Top) Statistics on video length, question type, and the number of questions for each task category. (Bottom) A selection of representative examples for each core task of EgoSound.

tions (e.g. “At 3s, a girl in a red dress picks up the camera.”, “At 15s, the user turns on the faucet.”, “From 45s to 48s, a man in a white shirt drives a black car past the camera wearer.”). These structured, interaction-focused annotations serve as a rich contextual foundation. They are used as conditioning prompts to guide a model in generating comprehensive audio-visual captions in the next stage, ensuring that the descriptions are anchored to the specific events that produce sound.

**Audio-Visual Caption Generation.** With egocentric sound understanding as the primary goal, the second stage of our pipeline generates audio-visual captions that center on sound while using visual human interaction labels as auxiliary context. Rather than describing the video broadly, we leverage the interaction annotations to disambiguate and refine the interpretation of audio, steering the model across seven sound-centric tasks (Sec. 3.2). Concretely, for each annotated interaction, we prompt Gemini-2.5 [7] to describe

the corresponding audio by linking each sound to its source, its acoustic traits, how many sources are active, when it occurs, how long it lasts, where it is in space, why it occurs, and how visual context helps explain audio. Additionally, all spoken words are also transcribed into the caption. Specific prompts are provided in the Supplementary. This yields captions grounded in first-person scenes but optimized for fine-grained, source-aware audio annotation, supporting high-quality audio-visual Q&A in the final stage.

**Q&A Pairs Construction.** To construct high-quality question-answer pairs while reducing potential hallucination effects in Gemini [7], we instruct GPT-4o [16] to generate meaningful Q&A samples based on detailed audio-visual captions and their corresponding video clip frames. We prompt GPT-4o [16] to ask questions across seven core sound-centric tasks (Sec. 3.2), with answers derived directly from the captions or inferred within their contextual bounds. As a double validation, every Q&A pairs

should be supported by visual evidence found in the video frames to ensure factual consistency.

To ensure the rigor of the evaluation and prevent guesswork, we adopted an open-ended question-answer (OpenQA) format, requiring the tested model to give descriptive answers rather than selecting from a list of options. Following this pipeline, we constructed a total of 7315 validated QA pairs to comprehensively evaluate the audio-visual comprehension capabilities of MLLMs.

### 3.4. Dataset Statistics

Tab. 2 summarizes the data sources of EgoSound. The dataset comprises 900 egocentric videos, including 640 clips from EgoBlind and 260 from Ego4D. These videos vary in duration, ranging from 5 seconds to 5 minutes, with an average length of 59 seconds. The overall distribution of video durations is shown in Fig. 3 (a). In total, 7315 question-answer (QA) pairs are included, of which 4,969 are derived from EgoBlind, and the remaining ones from Ego4D. The proportions of QA pairs corresponding to the seven task categories are illustrated in Fig. 3 (c). We further analyze the distribution of question types, where “what”, “why”, and “how many” emerge as the three most frequent categories, as shown in Fig. 3 (b).

Dataset	Clips	QA Pairs	Dur.(s)
EgoBlind [36]	640	4969	40.5
Ego4D [13]	260	2346	105.6
EgoSound	900	7315	59.3

Table 2. Data source statistics for EgoSound.

## 4. Experiments

In this section, we present our experimental results. We describe our experimental setup in Sec. 4.1, where we introduce the models used and the evaluation setting. The main results are presented in Sec. 4.2. Finally, we further discuss the audio-only evaluation in Sec. 4.3.

### 4.1. Experimental Setup

**Evaluated MLLMs.** We evaluate our benchmark on a range of state-of-the-art MLLMs that can jointly process audio and video signals. Specifically, the evaluated models include VideoLLaMA2.1-AV [5], video-SALMONN 2+ (7B, 72B) [31], MiniCPM-o 2.6 [41], Qwen2.5-Omni (3B, 7B) [37], Qwen3-Omni-30B (Instruct, Thinking) [38]. These models range in size from 3B to 72B parameters, covering a broad spectrum of model capacities. In addition, we evaluate EgoGPT [40], a model specifically tailored for egocentric video understanding. For fairness, we exclude Gemini [7] from evaluation, since the captions in

our dataset were annotated using Gemini 2.5 Flash, which may introduce potential bias.

**Human Evaluation.** We recruited two English-proficient evaluators, each holding a bachelor’s degree and possessing solid research experience in computer vision, to conduct the human evaluation of our benchmark. From over 7000 QA pairs, we balancedly sampled 350 QA pairs, with 50 pairs for each of the seven task types. To ensure fairness and diversity, we prioritized videos containing a wide range of question types and maintained variation in average video duration during selection. Additionally, we randomly shuffled the QA pairs to prevent similar questions from appearing consecutively, thereby reducing potential evaluation bias.

**Evaluation Metrics.** Since the Q&A pairs are in open-ended form, we employ GPT-5 [24] as an automatic validation tool to assess model performance on EgoSound. GPT-5 [24] evaluates the factual consistency between each model’s predicted answer and the ground-truth reference (correct answer). Following prior work [5, 36], we define two evaluation metrics for model predictions: Accuracy (0–100%), the percentage of predicted answers judged as “correct”; and Score (0–5), the degree of semantic consistency between the predicted and reference answers, where 5 indicates a fully correct answer and 0 is completely wrong.

### 4.2. Main Results

We benchmark nine representative MLLMs on the EgoSound, and the quantitative results are summarized in Tab. 3. Overall, our experiments reveal that egocentric sound understanding remains a formidable challenge for current multimodal models, despite their strong progress in vision–language integration.

① **EgoSound poses a significant challenge in current MLLMs.** Human evaluators achieve an average accuracy of 83.9%, whereas the best model, Qwen3-Omni-Thinking-30B [38], reaches only 56.7%, indicating a large gap of over 27 points. This demonstrates that while MLLMs can align vision and language, they still struggle to ground sound cues for reliable perception and reasoning. The performance gap confirms the unique difficulty of multisensory understanding in first-person settings, where sound and vision are deeply entangled.

② **Well-validated ability drops on audio.** Existing MLLMs are well-known for their strong perception ability within the visual domain, such as recognizing object characteristics or identifying approximate locations. However, when evaluated on audio-centric tasks, these well-validated abilities show a clear performance degradation. For instance, models including VideoLLaMA2.1-AV-7B [5], Video-SALMONN 2+ [31], Qwen2.5-Omni [37],

Methods	Characteristics	Counting	Temporal	Location	Identification	Causality	Cross-Modal	Average
<b>Human</b>	95.6 / 4.4	82.5 / 4.0	67.5 / 3.3	81.6 / 3.8	69.7 / 3.6	95.2 / 4.3	90.5 / 4.1	83.9 / 3.9
<i>Open-source Models</i>								
VideoLLaMA2.1-AV-7B [5]	15.5 / 1.3	27.7 / 1.4	29.1 / 1.7	21.7 / 1.2	19.4 / 1.1	16.5 / 1.1	13.6 / 0.9	20.5 / 1.3
video-SALMONN 2+ -7B [31]	29.2 / 2.0	40.1 / 2.1	31.5 / 1.8	26.9 / 1.5	34.1 / 1.8	46.9 / 2.5	40.6 / 2.2	36.0 / 2.0
video-SALMONN 2+ -72B [31]	38.4 / 2.5	51.3 / 2.8	37.3 / 2.1	35.4 / 1.9	43.7 / 2.3	63.5 / 3.3	51.1 / 2.8	46.6 / 2.5
Qwen2.5-Omni-3B [37]	28.3 / 1.9	48.7 / 2.5	31.5 / 1.8	26.7 / 1.5	17.7 / 1.0	46.8 / 2.4	33.7 / 1.9	33.9 / 1.9
Qwen2.5-Omni-7B [37]	34.1 / 2.1	<b>56.3</b> / 2.9	31.4 / 1.7	30.7 / 1.6	23.4 / 1.3	55.3 / 2.8	42.6 / 2.3	39.8 / 2.1
MiniCPM-o 2.6-8B [41]	33.5 / 2.2	50.7 / 2.7	36.4 / 2.0	26.5 / 1.4	41.6 / 2.2	48.6 / 2.5	42.2 / 2.3	40.4 / 2.2
Qwen3-Omni-Instruct-30B [38]	<u>45.8</u> / 2.8	<u>55.0</u> / 2.9	<b>50.8</b> / 3.0	<u>40.1</u> / 2.2	<u>49.8</u> / 2.6	<u>65.2</u> / 3.4	<u>51.6</u> / 2.8	<u>51.9</u> / 2.8
Qwen3-Omni-Thinking-30B [38]	<b>55.0</b> / 3.1	49.0 / 2.6	<u>46.7</u> / 2.7	<b>50.0</b> / 2.6	<b>59.5</b> / 3.0	<b>73.3</b> / 3.7	<b>54.5</b> / 2.9	<b>56.7</b> / 3.0
<i>Egocentric Models</i>								
EgoGPT-7B [40]	21.2 / 1.8	52.6 / 2.8	38.7 / 2.2	26.1 / 1.5	26.7 / 1.4	41.9 / 2.2	28.9 / 1.7	34.3 / 2.0

Table 3. **Evaluation results of MLLMs on EgoSound.** The best results are marked in **bold**, and the second-best are underlined. Characteristics, Counting, and Temporal measure the model’s ability to perceive the intrinsic properties of sound. Location, Causality, Reasoning, and Cross-Modal go beyond this, further evaluating the model’s multimodal perception and reasoning capabilities.

and MiniCPM-o [41] perform notably worse on tasks involving sound characteristics and spatial localization, often even below their results on counting, causality, or cross-modal reasoning. This reveals that despite supporting audio inputs, current MLLMs still lag significantly in fine-grained auditory perception.

③ **Model Scale’s Impact on Performance.** Larger models generally show improved performance, but this scaling advantage does not eliminate all performance gaps. For instance, video-SALMONN 2+ 72B [31] significantly outperforms its 7B counterpart (46.6% vs. 36.0%), and Qwen2.5-Omni-7B [37] exceeds the 3B version by 5.9% percentage points. Similarly, models with a larger scale (e.g., 30B) perform better than those in the smaller scale range (3B/7B/8B). This is likely because larger models are often trained with more diverse data, leading to better generalization ability. However, this trend is not absolute. The performance difference between VideoLLaMA2.1-AV-7B [5] and Qwen2.5-Omni-3B [37], as well as the fact that Video-SALMONN 2+ 72B [31] fails to surpass Qwen3-Omni-Instruct/Thinking-30B [38], clearly indicates that simply increasing model size does not guarantee superior results.

④ **Egocentric pretraining does not help.** The EgoGPT-7B model [40], which is specifically adapted for egocentric data, achieves an average accuracy of 34.3%, substantially lower than the best Qwen3-Omni-Instruct/Thinking-30B [38] models (above 50%) and even inferior to other models of comparable scale. Although this is not an absolutely fair comparison, the relatively poor performance of EgoGPT-7B suggests that pretraining or finetuning on egocentric data alone does not directly address models’ limitations in sound-related understanding. This observation further underscores the importance of developing modality-balanced MLLMs that can jointly reason over vision, language, and audio. We also note that a broader conclusion

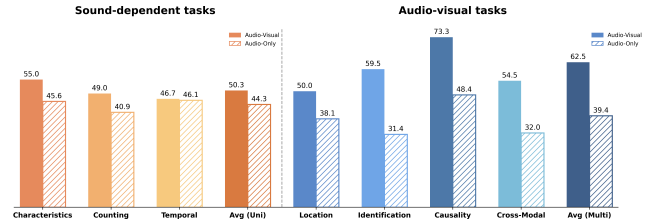


Figure 4. **Accuracy comparison on EgoSound for Qwen3-Omni-Thinking [38] with audio-visual vs audio-only input.** Sound-dependent three tasks results are shown in the left (orange), while the right (blue) shows the results for other four tasks that depend on both visual and audio input.

would ideally rely on multiple egocentric models; however, the current availability of open-source egocentric models remains limited. This again highlights the need for more egocentric-oriented MLLMs to advance research in multi-sensory egocentric understanding.

#### 4.3. Audio-Only Evaluation

To investigate the role of visual information in EgoSound, we conduct an audio-only ablation that removes visual inputs while keeping all other settings identical. Specifically, we feed the same questions to the same model, but instead of providing both RGB frames and audio, we retain only the audio track during inference. Following the results in Tab. 3, we select the best-performing model, i.e., Qwen3-Omni-Thinking-30B [38], to perform this ablation. A comparison between dual-modality (audio + visual) and single-modality (audio-only) performance is summarized in Fig. 4.

From the results, we highlight two main observations: 1) **Sound-dependent tasks remain stable.** For sound-only QA tasks (Characteristics, Counting, and Temporal), the model maintains relatively stable performance, with only slight drops from 50.3% to 44.3% on average. This is con-

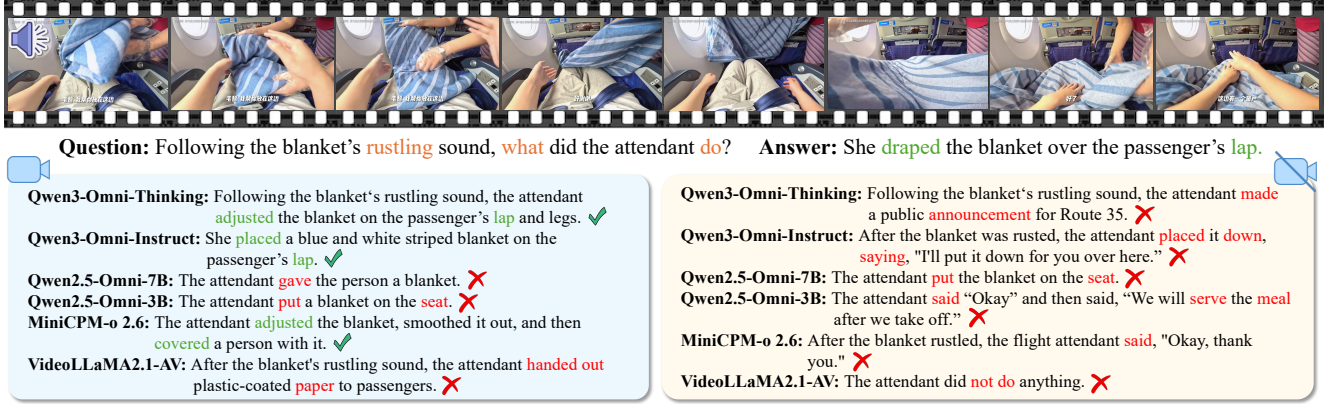


Figure 5. **Comparison of Cross-Modal Reasoning with and without visual input.** The video shows an egocentric airplane scene in which a flight attendant handles a blanket for the passenger. The question asks what happens after the rustling sound produced during this action. The left side presents model outputs with audio-visual frames; the right side presents outputs with audio alone.

sistent with intuition: when a task depends solely on auditory cues, removing visual inputs should not substantially affect model accuracy. 2) **Audio-visual tasks degrade significantly.** For tasks requiring joint reasoning (Location, Identification, Causality, and Cross-Modal), we observe a clear drop in performance under the audio-only condition. For example, performance dropped by 28.1 and 24.9 points in Localization and Causality respectively, and the average accuracy also decreased by more than 20%. These findings validate that our audio-visual tasks indeed require integrated reasoning over both modalities, rather than relying on audio alone. Finally, we note that while the audio-only model performs noticeably worse on audio-visual tasks, it does not completely fail. This mirrors the human condition where visually impaired individuals can still interpret the world through auditory cues alone, suggesting that partial reasoning remains possible even without visual modality.

**Further analysis of the visual modality.** As shown in Fig. 4, even the best model degrades notably on visual-audio tasks when visual inputs are removed. To further illustrate why visual information is essential for joint reasoning, we visualize representative examples in Fig. 5, comparing model predictions under different input modalities.

With dual-modality input (left part), the strongest models (Qwen3-Omni-Thinking [38], Qwen3-Omni-Instruct [38], and MiniCPM-o 2.6 [41]) successfully associate the rustling sound with the moment the blanket is being adjusted and correctly ground the subsequent action, identifying that the attendant places or drapes the blanket over the passenger’s lap. In contrast, under the audio-only setting (right part), all of these models fail to provide the correct answer. This gap clearly demonstrates the importance of cross-modal cooperation for comprehensive first-person scene understanding, highlighting the value of our proposed EgoSound benchmark. Additionally, we observe that weaker models fail

under both input conditions, often mislocalizing the action or hallucinating unrelated events. These observations confirm that our QA tasks pose significant challenges to current MLLMs and serve as a realistic and demanding testbed for multisensory egocentric reasoning.

## 5. Conclusion

In this work, we introduced the EgoSound, the first benchmark designed to systematically evaluate egocentric sound understanding in Multimodal Large Language Models. By unifying the data from Ego4D and EgoBlind and establishing a seven-task taxonomy spanning sound characteristics, sound event counting, temporal information, spatial location, sound source identification, inferential causality, and cross-modal reasoning, our proposed EgoSound offers a comprehensive and realistic testbed for multisensory egocentric intelligence. Through large-scale evaluation across nine state-of-the-art MLLMs, we reveal that while existing models exhibit emergent auditory reasoning abilities, they continue to struggle with fine-grained audio perception and first-person multimodal joint reasoning. Our audio-only ablation studies further highlight the indispensable role of visual cues in many sound-related reasoning scenarios, reinforcing the need for balanced multimodal learning across vision, audio, and language. EgoSound aims to spark deeper exploration into multisensory modeling, especially in the first-person perception domain, for boosting better and robust human-aligned intelligence. We hope this benchmark not only exposes current limitations but also catalyzes progress toward next-generation MLLMs that can truly see, hear, and understand the world from a first-person view.

## 6. Acknowledgement

This work is supported by TelaAI.



## References

- [1] Josh Achiam, Steven Adler, Sandhini Agarwal, Lama Ahmad, Ilge Akkaya, Florencia Leoni Aleman, Diogo Almeida, Janko Altenschmidt, Sam Altman, Shyamal Anadkat, et al. Gpt-4 technical report. *arXiv preprint arXiv:2303.08774*, 2023. 3
- [2] Shuai Bai, Keqin Chen, Xuejing Liu, Jialin Wang, Wenbin Ge, Sibao Song, Kai Dang, Peng Wang, Shijie Wang, Jun Tang, et al. Qwen2.5-vl technical report. *arXiv preprint arXiv:2502.13923*, 2025. 2, 3, 4
- [3] Mingfei Chen, Zijun Cui, Xiulong Liu, Jinlin Xiang, Caleb Zheng, Jingyuan Li, and Eli Shlizerman. Savvy: Spatial awareness via audio-visual llms through seeing and hearing. *arXiv preprint arXiv:2506.05414*, 2025. 3
- [4] Sijie Cheng, Zhicheng Guo, Jingwen Wu, Kechen Fang, Peng Li, Huaping Liu, and Yang Liu. Egothink: Evaluating first-person perspective thinking capability of vision-language models. In *CVPR*, 2024. 2, 3
- [5] Zesen Cheng, Sicong Leng, Hang Zhang, Yifei Xin, Xin Li, Guanzheng Chen, Yongxin Zhu, Wenqi Zhang, Ziyang Luo, Deli Zhao, et al. Videollama 2: Advancing spatial-temporal modeling and audio understanding in video-llms. *arXiv preprint arXiv:2406.07476*, 2024. 2, 3, 6, 7, 1
- [6] Sanjoy Chowdhury, Mohamed Elmoghany, Yohan Abeyasinghe, Junjie Fei, Sayan Nag, Salman Khan, Mohamed Elhoseiny, and Dinesh Manocha. Magnet: A multi-agent framework for finding audio-visual needles by reasoning over multi-video haystacks. *arXiv preprint arXiv:2506.07016*, 2025. 3
- [7] Gheorghe Comanici, Eric Bieber, Mike Schaekermann, Ice Pasupat, Naveen Sachdeva, Inderjit Dhillon, Marcel Blstein, Ori Ram, Dan Zhang, Evan Rosen, et al. Gemini 2.5: Pushing the frontier with advanced reasoning, multimodality, long context, and next generation agentic capabilities. *arXiv preprint arXiv:2507.06261*, 2025. 2, 3, 5, 6
- [8] Dima Damen, Hazel Doughty, Giovanni Maria Farinella, Sanja Fidler, Antonino Furnari, Evangelos Kazakos, Davide Moltisanti, Jonathan Munro, Toby Perrett, Will Price, et al. Scaling egocentric vision: The epic-kitchens dataset. In *ECCV*, 2018. 2
- [9] Chenyou Fan. Egovqa - an egocentric video question answering benchmark dataset. In *ICCV (Workshops)*, 2019. 2, 3
- [10] Yuqian Fu, Runze Wang, Yanwei Fu, Danda Pani Paudel, and Luc Van Gool. Cross-view multi-modal segmentation@ ego-exo4d challenges 2025. *arXiv preprint arXiv:2506.05856*, 2025.
- [11] Yuqian Fu, Runze Wang, Bin Ren, Guolei Sun, Biao Gong, Yanwei Fu, Danda Pani Paudel, Xuanjing Huang, and Luc Van Gool. Objectrelator: Enabling cross-view object relation understanding across ego-centric and exo-centric perspectives. In *ICCV*, 2025.
- [12] Gabriele Goletto, Tushar Nagarajan, Giuseppe Averta, and Dima Damen. Amego: Active memory from long egocentric videos. In *ECCV*, 2024. 2, 3
- [13] Kristen Grauman, Andrew Westbury, Eugene Byrne, Zachary Chavis, Antonino Furnari, Rohit Girdhar, Jackson Hamburger, Hao Jiang, Miao Liu, Xingyu Liu, et al. Ego4d: Around the world in 3,000 hours of egocentric video. In *CVPR*, 2022. 1, 2, 3, 4, 6
- [14] Kristen Grauman, Andrew Westbury, Lorenzo Torresani, Kris Kitani, Jitendra Malik, Triantafyllos Afouras, Kumar Ashutosh, Vijay Baiyya, Siddhant Bansal, Bikram Boote, et al. Ego-exo4d: Understanding skilled human activity from first-and third-person perspectives. In *CVPR*, 2024. 2
- [15] Yifei Huang, Guo Chen, Jilan Xu, Mingfang Zhang, Lijun Yang, Baoqi Pei, Hongjie Zhang, Lu Dong, Yali Wang, Limin Wang, et al. Egoexolearn: A dataset for bridging asynchronous ego-and exo-centric view of procedural activities in real world. In *CVPR*, 2024. 2
- [16] Aaron Hurst, Adam Lerer, Adam P Goucher, Adam Perelman, Aditya Ramesh, Aidan Clark, AJ Ostrow, Akila Welihinda, Alan Hayes, Alec Radford, et al. Gpt-4o system card. *arXiv preprint arXiv:2410.21276*, 2024. 2, 5
- [17] Baoxiong Jia, Ting Lei, Song-Chun Zhu, and Siyuan Huang. Egotaskqa: Understanding human tasks in egocentric videos. *NeurIPS*, 2022. 2, 3
- [18] Kailing Li, Qi’ao Xu, Tianwen Qian, Yuqian Fu, Yang Jiao, and Xiaoling Wang. Clivis: Unleashing cognitive map through linguistic-visual synergy for embodied visual reasoning. *arXiv preprint arXiv:2506.17629*, 2025.
- [19] Yanjun Li, Yuqian Fu, Tianwen Qian, Qi’ao Xu, Silong Dai, Danda Pani Paudel, Luc Van Gool, and Xiaoling Wang. Egocross: Benchmarking multimodal large language models for cross-domain egocentric video question answering. *arXiv preprint arXiv:2508.10729*, 2025. 2, 3
- [20] Ziyang Ma, Ruiyang Xu, Zhenghao Xing, Yunfei Chu, Yuxuan Wang, Jinzheng He, Jin Xu, Pheng-Ann Heng, Kai Yu, Junyang Lin, et al. Omni-captioner: Data pipeline, models, and benchmark for omni detailed perception. *arXiv preprint arXiv:2510.12720*, 2025. 1
- [21] Mohammad Mahdi, Yuqian Fu, Nedko Savov, Jiancheng Pan, Danda Pani Paudel, and Luc Van Gool. Exo2egosyn: Unlocking foundation video generation models for exocentric-to-egocentric video synthesis. *arXiv preprint arXiv:2511.20186*, 2025. 2
- [22] Arjun Majumdar, Anurag Ajay, Xiaohan Zhang, Pranav Putta, Sriram Yenamandra, Mikael Henaff, Sneha Silwal, Paul Mcvay, Oleksandr Maksymets, Sergio Arnaud, et al. Openeqa: Embodied question answering in the era of foundation models. In *CVPR*, 2024. 2
- [23] Karttikeya Mangalam, Raiymbek Akshulakov, and Jitendra Malik. Egoschema: A diagnostic benchmark for very long-form video language understanding. *NeurIPS*, 2023. 1, 2, 3
- [24] OpenAI. Gpt-5 system card, 2025. Accessed: 2025-08-10. 6, 2
- [25] Jiancheng Pan, Runze Wang, Tianwen Qian, Mohammad Mahdi, Yanwei Fu, Xiangyang Xue, Xiaomeng Huang, Luc Van Gool, Danda Pani Paudel, and Yuqian Fu. V2-sam: Marrying sam2 with multi-prompt experts for cross-view object correspondence. *arXiv preprint arXiv:2511.20886*, 2025. 2
- [26] Toby Perrett, Ahmad Darkhalil, Saptarshi Sinha, Omar Emara, Sam Pollard, Kranti Kumar Parida, Kaiting Liu, Prajwal Gatti, Siddhant Bansal, Kevin Flanagan, et al. Hd-epic:

- A highly-detailed egocentric video dataset. In *CVPR*, 2025. [2](#)
- [27] Chiara Plizzari, Alessio Tonioni, Yongqin Xian, Achin Kulkshreshtha, and Federico Tombari. Omnia de egotempo: Benchmarking temporal understanding of multi-modal llms in egocentric videos. In *CVPR*, 2025. [1](#), [2](#), [3](#)
- [28] Shraman Pramanick, Yale Song, Sayan Nag, Kevin Qinghong Lin, Hardik Shah, Mike Zheng Shou, Rama Chellappa, and Pengchuan Zhang. Egovlpv2: Egocentric video-language pre-training with fusion in the backbone. In *CVPR*, 2023. [3](#)
- [29] Ivan Rodin, Tz-Ying Wu, Kyle Min, Sharath Nittur Sridhar, Antonino Furnari, Subarna Tripathi, and Giovanni Maria Farinella. Easg-bench: Video q&a benchmark with egocentric action scene graphs. *arXiv preprint arXiv:2506.05787*, 2025. [2](#), [3](#)
- [30] Kazuki Shimada, Archontis Politis, Parthasaarathy Sudarsanam, Daniel A Krause, Kengo Uchida, Sharath Adavanne, Aapo Hakala, Yuichiro Koyama, Naoya Takahashi, Shusuke Takahashi, et al. Starss23: An audio-visual dataset of spatial recordings of real scenes with spatiotemporal annotations of sound events. *NeurIPS*, 2023. [3](#)
- [31] Changli Tang, Yixuan Li, Yudong Yang, Jimin Zhuang, Guangzhi Sun, Wei Li, Zejun Ma, and Chao Zhang. video-SALMONN 2: Captioning-Enhanced Audio-Visual Large Language Models. *arXiv preprint arXiv:2506.15220*, 2025. [2](#), [3](#), [6](#), [7](#), [1](#)
- [32] Weihang Wang, Zehai He, Wenyi Hong, Yean Cheng, Xiaohan Zhang, Ji Qi, Ming Ding, Xiaotao Gu, Shiyu Huang, Bin Xu, et al. Lvbench: An extreme long video understanding benchmark. In *ICCV*, 2025. [3](#)
- [33] Weiguo Wang, Andy Nie, Wenrui Zhou, Yi Kai, and Chengchen Hu. Teaching physical awareness to llms through sounds. *arXiv preprint arXiv:2506.08524*, 2025. [3](#)
- [34] Xin Wang, Taein Kwon, Mahdi Rad, Bowen Pan, Ishani Chakraborty, Sean Andrist, Dan Bohus, Ashley Feniello, Bugra Tekin, Felipe Vieira Frujeri, et al. Holoassist: an egocentric human interaction dataset for interactive ai assistants in the real world. In *ICCV*, 2023. [2](#)
- [35] Zichen Wen, Yiyu Wang, Chenfei Liao, Boxue Yang, Junxian Li, Weifeng Liu, Haocong He, Bolong Feng, Xuyang Liu, Yuanhuiyi Lyu, Xu Zheng, Xuming Hu, and Linfeng Zhang. AI for service: Proactive assistance with AI glasses. *CoRR*, 2025. [2](#)
- [36] Junbin Xiao, Nanxin Huang, Hao Qiu, Zhulin Tao, Xun Yang, Richang Hong, Meng Wang, and Angela Yao. Egoblind: Towards egocentric visual assistance for the blind people. *arXiv preprint arXiv:2503.08221*, 2025. [1](#), [2](#), [3](#), [4](#), [6](#)
- [37] Jin Xu, Zhifang Guo, Jinzheng He, Hangrui Hu, Ting He, Shuai Bai, Keqin Chen, Jialin Wang, Yang Fan, Kai Dang, et al. Qwen2.5-omni technical report. *arXiv preprint arXiv:2503.20215*, 2025. [2](#), [3](#), [6](#), [7](#), [1](#)
- [38] Jin Xu, Zhifang Guo, Hangrui Hu, Yunfei Chu, Xiong Wang, Jinzheng He, Yuxuan Wang, Xian Shi, Ting He, Xinfu Zhu, et al. Qwen3-omni technical report. *arXiv preprint arXiv:2509.17765*, 2025. [2](#), [3](#), [6](#), [7](#), [8](#), [1](#)
- [39] Qi’ao Xu, Tianwen Qian, Yuqian Fu, Kailing Li, Yang Jiao, Jiacheng Zhang, Xiaoling Wang, and Liang He. Toggbench: Task-oriented spatio-temporal grounding in egocentric videos. *arXiv preprint arXiv:2512.03666*, 2025. [2](#)
- [40] Jingkan Yang, Shuai Liu, Hongming Guo, Yuhao Dong, Xiamengwei Zhang, Sicheng Zhang, Pengyun Wang, Zitang Zhou, Binzhu Xie, Ziyue Wang, et al. Egoalife: Towards egocentric life assistant. In *CVPR*, 2025. [2](#), [3](#), [6](#), [7](#)
- [41] Yuan Yao, Tianyu Yu, Ao Zhang, Chongyi Wang, Junbo Cui, Hongji Zhu, Tianchi Cai, Haoyu Li, Weilin Zhao, Zhihui He, et al. Minicpm-v: A gpt-4v level mllm on your phone. *arXiv preprint arXiv:2408.01800*, 2024. [2](#), [3](#), [6](#), [7](#), [8](#), [1](#)
- [42] Hanrong Ye, Haotian Zhang, Erik Daxberger, Lin Chen, Zongyu Lin, Yanghao Li, Bowen Zhang, Haoxuan You, Dan Xu, Zhe Gan, et al. Mm-ego: Towards building egocentric multimodal llms for video qa. *arXiv preprint arXiv:2410.07177*, 2024. [2](#)
- [43] Boqiang Zhang, Kehan Li, Zesen Cheng, Zhiqiang Hu, Yuqian Yuan, Guanzheng Chen, Sicong Leng, Yuming Jiang, Hang Zhang, Xin Li, et al. Videollama 3: Frontier multimodal foundation models for image and video understanding. *arXiv preprint arXiv:2501.13106*, 2025. [3](#)
- [44] Deheng Zhang, Yuqian Fu, Runyi Yang, Yang Miao, Tianwen Qian, Xu Zheng, Guolei Sun, Ajad Chhatkuli, Xuanjing Huang, Yu-Gang Jiang, et al. Egonight: Towards egocentric vision understanding at night with a challenging benchmark. *arXiv preprint arXiv:2510.06218*, 2025. [2](#)
- [45] Zhisheng Zheng, Puyuan Peng, Ziyang Ma, Xie Chen, Eunsol Choi, and David Harwath. Bat: Learning to reason about spatial sounds with large language models. *arXiv preprint arXiv:2402.01591*, 2024. [3](#)
- [46] Junjie Zhou, Yan Shu, Bo Zhao, Boya Wu, Shitao Xiao, Xi Yang, Yongping Xiong, Bo Zhang, Tiejun Huang, and Zheng Liu. Mlvu: A comprehensive benchmark for multi-task long video understanding. *arXiv preprint arXiv:2406.04264*, 2024. [3](#)
- [47] Sheng Zhou, Junbin Xiao, Qingyun Li, Yicong Li, Xun Yang, Dan Guo, Meng Wang, Tat-Seng Chua, and Angela Yao. Egotextvqa: Towards egocentric scene-text aware video question answering. In *CVPR*, 2025. [2](#)
- [48] Jinguo Zhu, Weiyun Wang, Zhe Chen, Zhaoyang Liu, Shenglong Ye, Lixin Gu, Hao Tian, Yuchen Duan, Weijie Su, Jie Shao, et al. Internvl3: Exploring advanced training and test-time recipes for open-source multimodal models. *arXiv preprint arXiv:2504.10479*, 2025. [3](#)

# EgoSound: Benchmarking Sound Understanding in Egocentric Videos

## Supplementary Material

### 7. More Construction Details

This section provides additional details on the prompting strategies used in our multi-stage data curation pipeline. As described in Sec.3.3 of the main paper, EgoSound relies on structured human–interaction annotations, fine-grained audio–visual caption generation, and a robust QA construction process. Below, we present the exact prompt designs that operationalize these stages.

#### Audio-Visual Caption Generation Prompt

You are an expert audio-visual analyst specializing in egocentric videos. You will receive two inputs: (1) Human Interaction Annotations (HIA) and (2) the corresponding video segment. Your task is to generate detailed and unambiguous captions describing all meaningful sound events by combining auditory signals with visually grounded human-object interactions.

#### Your Core Execution Logic:

Your process **MUST** begin by identifying all meaningful sounds, including speech and environmental sounds. For each sound, you must locate its position in time, link it to relevant visual actions indicated by the HIA (If Have), and then describe the event in detail from different tasks listed in **Your Goal** below. Each description must integrate audio perception, visual grounding, temporal alignment, and causal reasoning.

#### Your Goal: Detailed Sound Analysis

Focus on all sounds (human speech and environmental sound). In your description, you must address the following seven tasks as much as possible:

1. **Sound Characteristics:** Describe the sound's intrinsic acoustic properties, including its volume, texture, or timbre. (e.g., "a sharp clink," "a soft rustle," "a loud bang," "a faint whisper.")
2. **Counting:** Number of distinct sound events or repetitions of a single sound.
3. **Temporal Attribute:** Occurrence timing, duration, onset/offset characteristics, or volume variation. (e.g., "a continuous sound, and its volume was gradually decreasing over the 5-second period.")
4. **Spatial Location:** Relative location of the source to the camera (e.g., "knock from the left, behind, 1m" "distant siren from the right, 10m" "nearby footstep from behind, 0.5m")
5. **Sound Source Identification:** What object or action (visual event) created the sound? (e.g., "a cup hitting the table," "birds chirping," "people talking," "As the hand places the mug on the counter, it makes a loud thud.")
6. **Inferential Causality:** Why a sound or speech event occurred, focusing on the underlying reason, motivation, or context. This requires leveraging the chronological context (surrounding events) to infer the purpose. (e.g., "The user closed the window to block out the loud shouting man outside.")
7. **Cross-Modal Reasoning:** How audio events influence visual understanding or how visual context helps explain audio, requiring cross-modal inference.
  - Audio-Guided Visual Reasoning (Sound to Visual): Use audio cues to ground and interpret what is/will happen visually.
  - Visual-Guided Audio Reasoning (Visual to Sound): Use visual cues to ground and interpret what is/will happen in the audio.

#### Your Principle: Filtering and Coherence

- Core Rule: Output must be strictly chronological and non-redundant.
- Focus on: Interactions, human actions, and clear cause-effect audio-visual relationships.
- **MUST IGNORE:** Completely ignore silent segments, idle scenes (e.g., just standing), or repetitive actions without significant meaning.
- **DO NOT:** Narrate per-second. Only describe meaningful audio events.
- Context: **DO NOT** hallucinate visual or audio details.
- Termination: **MUST** stop generating once you have described all meaningful sound events.

#### Your Final Output: Chronological Exceedingly Detailed Audiovisual Caption

Your final output must be exceedingly detailed and form a coherent caption that combines audio and visual reasoning.

- Structure: Use the chronological timeline format: [start time – end time] event description. Use seconds as timestamps (e.g., 00:12 - 00:15).
- Format: Each line **MUST** represent one distinct, non-overlapping audio event.
- Speech Handling: If an event includes full speech/dialogue, the transcribed text **MUST** be clearly embedded in the description using quotation marks or a clear label (e.g., "The user says: ...").
- Style: Be concise but highly informative. Avoid redundancy and trivial details like "standing," "breathing," "background wall," or "nothing happens."

Figure 6. Prompt of Audio-Visual Caption Generation.

### 7.1. Prompt for Caption Generation

To transform annotated human–object and human–human interactions into detailed, sound-centric descriptions, we

follow [20] and design a specialized prompt that instructs the model to generate chronological audio–visual captions grounded in both audio cues and visual context. Fig. 6 shows the full prompt template used for audio–visual caption generation.

### 7.2. Prompt for QA Pairs Generation

Building on the generated captions, we design a new prompt to construct sound-centric QA pairs. The prompt instructs the model to produce questions spanning the seven core tasks defined in EgoSound, ensuring that the resulting QA pairs cover intrinsic audio perception, spatial reasoning, causal inference, and cross-modal understanding. Fig. 7 presents the complete prompt used for QA construction.

### 8. More Analysis and Visualization Results

In this section, we provide additional analyses and visualizations to complement the results reported in the main paper. Beyond quantitative comparisons, these materials offer deeper insight into how current MLLMs behave across different sound-centric tasks in EgoSound. We include the implementation details of our main experiments, the full prompt used for OpenQA evaluation, and representative QA examples from both Ego4D and EgoBlind to illustrate the diversity and complexity of our data sources. We also present a range of failure cases that reveal systematic weaknesses in temporal grounding, spatial localization, sound source identification, cross-modal alignment, and acoustic perception. Together, these analyses provide a more comprehensive understanding of the challenges posed by egocentric sound reasoning and highlight key opportunities for improving future multimodal models.

### 8.1. Implement Details of Experiments

For fair and reproducible evaluation, we execute different model sizes on hardware appropriate to their computational requirements. Specifically, all small and medium-sized models—including VideoLLaMA2.1-AV-7B [5], video-SALMONN 2+-7B [31], Qwen2.5-Omni-3B [37], Qwen2.5-Omni-7B [37], and MiniCPM-o 2.6-8B [41]—are run on NVIDIA RTX 4090 GPUs. Larger models—including video-SALMONN 2+-72B [31], Qwen3-Omni-Instruct-30B [38], and Qwen3-Omni-Thinking-30B [38]—are executed on NVIDIA H200 GPUs to ensure stable inference and prevent memory bottlenecks. All models are evaluated under the same zero-shot, single-round inference protocol. For visual inputs, video frames are sampled at dataset-specific rates between 0.5–1 fps,

### Q&A Generation Prompt

You are an expert AI for sound-centric information extraction. Read the detailed audiovisual caption and generate high-quality Question-Answer (QA) pairs that cover the **seven** core sound-centric tasks. Base every question and answer solely on information contained in the caption or on inferences that naturally follow from its context. Use the accompanying video frames for double validation: confirm that each QA pair is fully supported by visual evidence, correcting or discarding any detail that cannot be verified. Do not introduce content beyond what is grounded in either the caption or the video frames, and ensure all QA pairs remain factual, precise, and hallucination-free.

#### Core Objective:

Every question you generate must target one of the following seven core tasks, as defined below:

#### SEVEN Tasks (Question Focus):

- 1. Sound Characteristics:** Ask about the sound's acoustic qualities, such as its volume or texture. (e.g., "What is the intensity and volume of distant traffic noise?", "Was the 'tap' at 01:10 sharp, muffled, dull, or resonant?")
- 2. Counting:** Ask about the count, number of repetitions, or frequency of sound events. (e.g., "How many types of environmental sounds (excluding speech) were simultaneously present at the 00:45 mark?", "How many times did the 'clink' sound occur?", "How many distinct, quick footsteps were recorded between 02:00 and 02:05?")
- 3. Temporal Attribute:** Ask about the sound's timing, duration, or volume fluctuation. (e.g., "When did the 'clink' sound start and how long did it last?", "What is the duration and volume change of the high-frequency whining sound heard between 01:30 and 01:35?")
- 4. Spatial Location:** Ask about the sound's precise location (Direction & Distance) relative to the camera. (e.g., "What was the spatial location (direction and estimated distance in meters) of the faint rustling sound at 00:15?", "Did the close-range speech originate from the left side, the right side, or directly in front of the camera?")
- 5. Sound Source Identification:** Ask what specific object, person, or action generated the sound. (e.g., "What object generated the 'clink' sound at 00:15?", "What was the source of the high-pitched metallic scraping sound at 00:15?")
- 6. Inferential Causality:** Ask why a sound or speech event occurred, focusing on the underlying reason, motivation, or context. This requires leveraging the chronological context (surrounding events) to infer the purpose. (e.g., "What was the likely reason for the car's sudden horn honk at 01:10?", "Why did the speaker laugh at 00:45?", "Based on the preceding events, why did the mom say 'I'm so proud?'")
- 7. Cross-Modal Reasoning:** Ask how audio events influence visual understanding or how visual context helps explain audio, requiring cross-modal inference.
  - **Audio-Guided Visual Reasoning** (Sound to Visual): Use audio cues to ground and interpret what is/will happen visually. (e.g., "After the loud crash sound at 00:22, what object most likely fell?", "When the barking sound occurs, where is the dog located in the scene?")
  - **Visual-Guided Audio Reasoning** (Visual to Sound): Use visual cues to ground and interpret what is/will happen in the audio. (e.g., "When the man slammed the door at 00:45, what sound followed?", "After the woman claps her hands, what sound follows and what does it suggest about the environment?")

#### Execution Principles:

- Quality First: Emphasis is placed on QA quality, not on absolute quantity. Only generate meaningful questions that have a clear answer within the text.
- Strictly Grounded: All QA pairs must be inferred from the provided caption text. DO NOT hallucinate or invent details not present in the text.
- Filter Irrelevance: If a line in the caption does not contain specific details related to the 7 tasks (e.g., it only says "The user is walking" with no sound description), skip that line and do not generate a QA for it.
- No Duplication: Avoid generating multiple, repetitive questions about the exact same event detail.
- Validate and Prune: After generating the QA pairs, re-check each question and its answer against the caption and video frames; if a QA pair contains any incorrect, unsupported, or ambiguous information, discard it immediately.

#### Output Format (JSON):

You MUST return your answer as a single JSON list. Each QA pair must be an object within this list.

#### JSON Format Example:

```
{[
  {
    "timestamp": "00:55 - 01:00",
    "context": "[00:55] A man outside the window shouts loudly. [00:58] The user closes the window with a definitive thud.",
    "question_type": "Inferential Causality",
    "question": "Based on the preceding event, what was the inferred reason for the user closing the window at 00:58?",
    "answer": "The user closed the window to block out the loud shouting man outside."
  },
  {
    "timestamp": "00:20 - 00:25",
    "context": "[00:20] The user's hand is seen dropping a key fob. [00:21] A loud, metallic clang is heard from the floor, 0.5m directly below the camera.",
    "question_type": "Sound Characteristics",
    "question": "What was the quality and volume of the sound made by the dropped key fob at 00:21.",
    "answer": "The sound was a 'loud, metallic clang'."
  }
]}
```

Figure 7. Prompt of QA Pairs Generation.

and no maximum frame limit is enforced, preserving the temporal continuity of each egocentric sequence. Audio streams are fed at their original sampling rate and are not modified. Each model receives identical multimodal inputs consisting of the sampled video frames, synchronized

### OpenQA LLM-as-Judge Prompt

"role": "system",  
"content": "You are an intelligent chatbot designed for evaluating the correctness of generative outputs for video-based question-answer pairs.  
Your task is to compare the predicted answer with the correct answer and determine if the predicted answer is correct or not. Here's how you can accomplish the task:  
-----

#### ##INSTRUCTIONS:

- Focus on the correctness and accuracy between the predicted answer and the correct answer. The predicted answer should not contain any misinterpretations or misinformation.
- The predicted answer must be factually accurate and align with the video content.
- The predicted answer and the correct answer may differ in language. Make sure to translate them into the same language and compare their semantic consistency.
- The predicted answer can be considered a valid answer to the question.
- Consider synonyms or paraphrases as valid matches.
- Evaluate the correctness of the prediction compared to the answer.

"role": "user",

"content": "Please evaluate the following video-based question-answer pair:

Question: {question}

Correct Answer: {answer}

Predicted Answer: {pred}

Provide your evaluation only as a correct/incorrect prediction along with the score where the score is an integer value between 0 (fully wrong) and 5 (fully correct). The middle score provides the percentage of correctness.

Please generate the response in the form of a Python dictionary string with keys 'binary\_pred' and 'score', where value of 'binary\_pred' is a string of 'correct' or 'incorrect' and value of 'score' is in INTEGER, not STRING.

For example, your response should look like this: {'binary\_pred': 'correct', 'score': 4}."

Figure 8. Prompt of LLM-as-Judge. The prompt takes as input the *question*, the correct answer (*answer*), the model's prediction (*pred*), to produce the resulting evaluation.

audio, and the question text.

## 8.2. Prompt for OpenQA Evaluation

Given the subjective nature of open-ended responses, we adopt GPT-5 [24] as an automated judge to provide consistent and scalable evaluation. The LLM judge assesses the factual consistency of each model prediction relative to the ground truth, following the prompt design illustrated in Fig. 8.

## 8.3. QA examples Visualization

Fig. 9 and Fig. 10 present representative QA examples from the Ego4D [13] and EgoBlind [36] subsets of EgoSound. Each QA pair is constructed from both the detailed clip caption shown in the rightmost column and the corresponding video frames, ensuring that every question and answer is grounded in the underlying audiovisual evidence. The examples follow the seven egocentric sound tasks defined in the main paper: the intrinsic sound properties (*Sound Characteristics*, *Counting*, *Temporal Attribute*) and the multi-modal perception and reasoning tasks (*Spatial Location*, *Sound Source Identification*, *Inferential Causality*, *Cross-Modal Reasoning*). These visualizations illustrate how the caption-to-QA pipeline faithfully anchors sound events to their temporally aligned egocentric audio-visual context.

## 8.4. Failure Cases Analysis

To further understand the limitations of current MLLMs on EgoSound, we provide a detailed analysis of representative failure cases across the seven sound-centric tasks. The following examples highlight common error patterns—such





Characteristics	Sound Characteristics	Q: How are the chip sounds characterized while the first player explains the rules? A: They are subtle and intermittent clinking noises.	[00:05 - 00:08] The first player explains tournament rules while sorting red and yellow chips on the table, generating subtle, intermittent clinking noises.
		Q: What was the sound quality when the card was dropped on the glass table? A: A soft thud.	[00:53 - 00:54] A soft thud is heard as the second player drops a playing card onto the glass table.
Counting	Sound Event Counting	Q: How many distinct clinks were produced when the first player placed the two red chips? A: Two clinks—one for each chip placement.	[00:31 - 00:32] As the first player says, "Make sure the stacks look clean," he precisely places two red chips on an existing stack, each placement creating a distinct, soft clink.
		Q: How many clinks followed the statement "I'm going to raise by two," and what did they correspond to? A: Two clinks, corresponding to two yellow chips being placed on the table.	[02:15 - 02:16] The second player announces, "I'm going to raise by two," directly followed by two distinct clinking sounds as he places two yellow chips onto the table.
Temporal	Temporal Information	Q: What was the sequence of audible actions between 01:21 and 01:25? A: A slight rustle/shuffle as the hand moved, followed by the sound of a single card being placed face down.	[01:21 - 01:25] The first player talks about Uno; a slight shuffling or rustling is heard as the camera-wearer moves their hand, then a playing card is placed face down onto the table.
Location	Spatial Location (Direction & Distance)	Q: From which direction relative to the camera did the rapid card shuffling originate? A: From the left side, where the camera-wearer's hands entered the frame.	[00:19 - 00:22] The camera-wearer's hands enter the frame from the left and perform a series of quick, audible card shuffles, followed by the distinct sound of cards being placed firmly onto the glass table.
Identification	Sound Source Identification	Q: What generated the faint clinking sound at the start? A: The first player dropping a red Connect 4 chip onto the glass coffee table.	[00:00 - 00:03] First player says, "is always the same, it's only one chip." Second player replies "Ah," first player says "Yeah." Simultaneously, the first player manipulates red and yellow Connect 4 chips on the glass coffee table, producing faint, distinct clinking sounds as he drops a red chip.
Causality	Inferential Causality	Q: Why did the second player say, "Wow, didn't even get very far"? A: Because the first player folded quickly, ending the hand early.	[00:53 - 00:54] The second player reacts, "Wow, didn't even get very far," immediately followed by a soft thud as he drops a playing card onto the glass table.
		Q: Why did the first player place a yellow chip on the table at this moment? A: To award the second player the chip he had just won.	[01:00 - 01:01] The first player says, "See, you won your chip." He then picks up a yellow chip and places it on the table, causing a light clinking sound.
Cross-Modal	Sound to Visual Visual to Sound	Q: When the first player placed a red chip on a stack during this sequence, what sound followed? A: A distinct clink, followed by additional soft clinks as he moved other chips.	[00:47 - 00:50] The first player says, "I am going to," followed by a distinct clink as he places a red chip on a stack. He adds, "And uh," with more soft clinks as he moves chips, concluding with, "I'm gonna fold."
		Q: How did the chip placements at 02:27 and 02:29 illustrate the betting explanation being given? A: By adding two chips and then another chip as the rule was described, the second player visually demonstrated adding chips on top of the matching bet to represent a raise.	[02:21 - 02:29] While the first player explains how raising works, the second player places two yellow chips at 02:27 and another yellow chip at 02:29, each producing a clear clink and visually demonstrating the "raise" action.

Figure 9. A visualization of representative QA examples, the video source is from the EGO4D [13] dataset.

as misaligned temporal grounding, incorrect spatial reasoning, audio-visual mismatches, off-screen sound misidentification, and difficulties in perceiving low-quality or rapid speech.

**Failure case of Sound Characteristics.** Fig. 11 highlights a failure case in sound characteristics perception, where the voice from the phone is rapid, synthesized, and unclear. The models exhibit mixed results in handling this distorted audio. Some models detect the poor acoustic quality, describing the voice as distorted, muffled, and difficult to understand due to static or ambient noise, suggesting issues with the signal or the speaker. Others, however, interpret the voice as clear or loud, indicating good acoustic quality, despite the presence of distortions and background noise.

This case underscores the challenges faced by current

MLLMs in accurately perceiving audio with poor quality. In everyday settings, audio quality is often inconsistent, with varying degrees of distortion and noise. The variety of responses shown in the outputs reveals that current MLLMs struggle to consistently interpret such challenging audio conditions. Therefore, EgoSound, which includes a range of real-life scenarios with varying audio quality, presents a significant challenge to the audio perception capabilities of current MLLMs.

**Failure case of Counting.** Fig. 12 illustrates a case where models struggle with detecting the counting of the phrase "Come here" in an egocentric video segment. The correct answer is that the woman says "Come here" three times in total, but most models fail to capture this accurately. While some models correctly identify two occurrences, others report only one or even zero. The main reason for this discrepancy



Characteristics	Sound Characteristics	Q: What are the volume and mood characteristics of the background music at the start? A: It is loud and cheerful.	[00:00 - 00:05] The camera moves along a city street with the loud, cheerful sound of background music.
		Q: What is the volume quality of the woman's directions? A: Clear conversational volume.	[00:05 - 00:18] The woman provides directions at a clear conversational volume.
		Q: How audible are the sounds of the user's fingers interacting with the phone? A: Faintly audible.	[00:53 - 00:57] The user takes out their smartphone; faint sounds of fingers interacting with the phone are audible. They say, '稍等啊' ('Wait a moment').
Temporal	Temporal Information	Q: What spoken request follows after the user says '那给你'? A: The employee asks for the shipping address: '你把地址给我'.	[00:47 - 00:53] The user says '那给你' ('Then here you go') while handing a brown paper bag; the employee asks, '你把地址给我' ('Give me the address').
Location	Spatial Location (Direction & Distance)	Q: What is the approximate distance of the woman who is giving directions? A: About 2 meters away.	[00:05 - 00:18] A woman, standing about 2 meters away, gives directions at a clear conversational volume: '下来...走这边吗...这块啊'.
		Q: How far from the camera is the employee when speaking at the entrance? A: About 1.5 meters away.	[00:24 - 00:31] At the entrance, an employee inside, about 1.5 meters away, asks, '取快递啊, 寄快递啊?'.
Identification	Sound Source Identification	Q: Who provides the final directions near the entrance? A: Another person off-camera.	[00:18 - 00:24] The user walks toward the 'Cainiao Post' entrance; another person off-camera provides final directions. The user replies, '好的谢谢啊...好好好'.
Causality	Inferential Causality	Q: Why did the user say '谢谢' in this segment? A: To thank the woman after she provided directions indicating the destination was just ahead.	[00:05 - 00:18] The user asks where to go, is told the courier station is just ahead, and says '谢谢' ('Thanks, mm-hmm').
		Q: Why does the user request additional layers of bubble wrap? A: Because the item is a fragile, handmade glass cup and they fear it might break.	[00:32 - 00:47] The user explains the item is a fragile, handmade glass cup and requests extra bubble wrap: '能不能就多多给我垫几层那个泡沫纸, 我怕它碎掉'.
		Q: Why does the user say '稍等啊' at this point? A: Because they are searching for the shipping address on their smartphone.	[00:53 - 00:57] The user says '稍等啊' ('Wait a moment') while looking for the address on their phone.
Cross-Modal	Sound to Visual Visual to Sound	Q: As the woman speaks to give directions, what visual action accompanies her speech? A: She points the way forward.	[00:05 - 00:18] While speaking, the woman points the way forward.
		Q: When the user says '那给你', what concurrent action occurs? A: They hand a brown paper bag containing the item to the employee.	[00:47 - 00:53] As the user says '那给你', they hand a brown paper bag to the employee.

Figure 10. A visualization of representative QA examples, the video source is from the EgoBlind [36] dataset.

ancy is that the first instance of “Come here” in the second frame is spoken too quickly and lightly for the models to detect, leading to its omission in their results.

This example highlights the challenges faced by current MLLMs in detecting fast-spoken or unclear audio, even in relatively simple scenarios. The inability to capture rapid speech accurately, particularly in noisy or dynamic environments, poses significant obstacles for the audio perception capabilities of these models.

**Failure case of Temporal Attribute.** Fig. 13 illustrates a failure case in the temporal attribute task, where models struggle to accurately identify the duration of the sound event. The correct duration of the audible description is from 00:09 to 00:14, lasting approximately 5 seconds. However, models fail to align the audible description temporally, often outputting timestamps that extend beyond the actual video length. For example, some models incor-

rectly predict durations as long as 23 seconds or more, even though the entire video is only 16 seconds long. This error indicates that the MLLMs fail to accurately align the auditory event with its corresponding time frame within the video. The discrepancy reveals a critical challenge in the Temporal Attribute task: models’ inability to precisely capture the timing and duration of sound events, even when the total video duration is known.

This case highlights the need for better temporal grounding and understanding in multimodal models. Accurate identification of the specific timing of audio cues is crucial for tasks that rely on precise temporal reasoning.

**Failure case of Spatial Location.** Fig. 14 illustrates a failure case in the spatial location task. The correct answer is that the man’s corrective explanation originates from roughly two meters directly in front of the camera. However, the models produce highly inconsistent spatial predic-



**Question:** How would you describe the acoustic qualities of the voice heard from the phone during the call?

**Answer:** It was rapid and synthesized, with a female timbre, reading at high speed.

**Qwen3-Omni-Thinking:** The voice heard from the phone during the call has very poor acoustic quality. It is heavily distorted, crackling, and filled with static, making it difficult to understand clearly. The sound is muffled and tinny, with a high-pitched, warbling quality that suggests a weak signal or a low-quality speaker.

**Qwen3-Omni-Instruct:** The voice heard from the phone is not the driver's voice, but rather the ambient environmental sounds of the car, such as the engine and road noise. This indicates that the phone is connected to the car's microphone but the driver is not speaking into it.

**MiniCPM-o 2.6:** The voice heard from the phone during the call is clear and distinct, indicating good acoustic quality.

**Qwen2.5-Omni-7B:** The voice from the phone during the call was quiet, but you could still hear the ambient noise around. It was like the person on the other end was in a noisy environment. So, it was a bit hard to hear clearly.

**Qwen2.5-Omni-3B:** The voice heard from the phone during the call is described as having a clear and distinct quality. It's like you can hear the environment around you, but the person on the other end isn't speaking. It's a bit of a mystery, but it's definitely not a normal conversation.

**video-SALMONN 2+ -72B:** The voice is muffled, distorted, and difficult to understand. It sounds like it's coming through a speakerphone or a bad connection.

**video-SALMONN 2+ -7B:** The voice is clear and audible, indicating good audio quality.

**VideoLLaMA2.1-AV:** The voice is loud and clear.

Figure 11. MLLMs fail to consistently perceive low-quality and distorted sound characteristics.



**Question:** How many times did the woman say "Come here" in this segment?

**Answer:** Three times.

**Qwen3-Omni-Thinking:** The woman said "Come here" 2 times in this segment.

**Qwen3-Omni-Instruct:** 1.

**MiniCPM-o 2.6:** The woman said "Come here" twice in this segment.

**Qwen2.5-Omni-7B:** The woman said "Come here" twice in this segment.

**Qwen2.5-Omni-3B:** She said "Come here" twice in this segment.

**video-SALMONN 2+ -72B:** The woman said "Come here" twice.

**video-SALMONN 2+ -7B:** The woman said "Come here" twice.

**VideoLLaMA2.1-AV:** Zero.

Figure 12. MLLMs fail to enumerate the repetitions of a specific phrase in fast-spoken or audio-unclear egocentric videos.

tions, placing the sound source to the right, to the left, or even behind the camera. A key reason for these errors is that both the camera and the man are moving during the interaction, causing the spatial cues in the audio to shift dynamically across the segment. Current MLLMs are not yet robust to such egocentric motion: they struggle to in-



**Question:** What is the duration of the AI's audible description segment?

**Answer:** About 5 seconds, from 00:09 to 00:14.

**Qwen3-Omni-Thinking:** The AI's audible description segment lasts for approximately 23 seconds, running from 00:05 to 00:28.

**Qwen3-Omni-Instruct:** The AI's audible description segment lasts for 9 seconds, from 00:07 to 00:16.

**MiniCPM-o 2.6:** The AI's audible description segment lasts for 12 seconds.

**Qwen2.5-Omni-7B:** The AI's audible description segment lasts from 18.96 seconds to 34.62 seconds.

**Qwen2.5-Omni-3B:** The AI's audible description segment lasts from 18.42 seconds to 25.52 seconds.

**video-SALMONN 2+ -72B:** The AI's audible description segment lasts from 00:00:28 to 00:00:41.

**video-SALMONN 2+ -7B:** The AI's description segment lasts for 1 minute and 20 seconds.

**VideoLLaMA2.1-AV:** The video shows a person taking a picture of themselves in a mall. The person is walking down a hallway with a camera. The AI's audible description segment lasts for 8 seconds.

Figure 13. MLLMs fail to accurately identify temporal boundaries of sound events in short egocentric videos.



**Question:** Where did the man's corrective explanation originate relative to the camera?

**Answer:** From about 2 meters directly in front of the camera.

**Qwen3-Omni-Thinking:** The man's corrective explanation originated from his position to the right of the camera.

**Qwen3-Omni-Instruct:** To the right of the camera.

**MiniCPM-o 2.6:** The man's corrective explanation originated to the right of the camera.

**Qwen2.5-Omni-7B:** The man's corrective explanation originated from the left side of the camera.

**Qwen2.5-Omni-3B:** The man's corrective explanation came from behind the camera.

**video-SALMONN 2+ -72B:** The man's corrective explanation originated from the left side of the frame, as he was standing next to the woman at the claw machine.

**video-SALMONN 2+ -7B:** The man's corrective explanation originated from his right side relative to the camera.

**VideoLLaMA2.1-AV:** The video shows a person holding a basket of toys in front of a machine. The person is seen pressing buttons on the machine.

Figure 14. MLLMs fail to localize sound sources under dynamic egocentric motion.

tegrate evolving visual context with continuously changing auditory directionality. As a result, the models fail to establish a stable spatial reference frame and cannot reliably infer where the sound originates.

This case highlights a core limitation revealed by EgoSound: accurate sound localization in first-person videos requires models to handle dynamic viewpoint changes, a capability that remains underdeveloped in existing MLLMs.





**Question:** What was the source of the pleasant, melodic chime at 00:48-00:51?

**Answer:** The store's speaker system.

**Qwen3-Omni-Thinking:** The pleasant, melodic chime heard between 00:48 and 00:51 is the sound from the customer's smartphone.

**Qwen3-Omni-Instruct:** The pleasant, melodic chime at 00:48-00:51 was the sound of a bicycle bell.

**MiniCPM-o 2.6:** The pleasant, melodic chime was likely from the cash register.

**Qwen2.5-Omni-7B:** It was from a bell. It's a nice sound.

**Qwen2.5-Omni-3B:** The source of the pleasant, melodic chime at 00:48-00:51 was the door opening.

**video-SALMONN 2+ -72B:** The chime was likely triggered by the Cashier scanning an item.

**video-SALMONN 2+ -7B:** The chime was likely from the cash register as it is common for cash registers to emit such sounds when transactions are completed.

**VideoLLaMA2.1-AV:** The source of the pleasant, melodic chime at 00:48-00:51 is the store's door chime.

Figure 15. MLLMs fail to identify off-screen sound sources without visual grounding.

**Failure case of Sound Source Identification.** Fig. 15 shows a failure case in the Sound Source Identification task. The correct answer is that the pleasant, melodic chime originates from the store's speaker system, which is not visible in the video frames. However, most models incorrectly attribute the sound to visually present objects, such as the customer's smartphone, a bicycle bell, the door opening, or the cash register. A central reason for these errors is that the actual sound source is off-screen, coming from the store's automated speaker system. Correct identification requires using broader video context—such as noticing that the camera wearer has already moved away from the counter—but many models instead rely only on objects currently visible, leading to systematic misattribution.

This case highlights that MLLMs often struggle when the auditory source is not visually grounded within the current frame, revealing their difficulty in performing sound-context integration and in reasoning beyond immediate visual cues.

**Failure case of Inferential Causality.** Fig. 16 reveals a typical failure pattern in current MLLMs. In this scenario, the female exclaims, "Ah, it fell!" because a hand briefly touches the white cane leaning in the corner, after which the cane slides and eventually falls. Although this causal interaction is clearly visible in the egocentric video, none of the evaluated models identified it. Several models instead focus on the nearby white dog and mistakenly attributed the claim to the dog's actions, while others produced hallucinated explanations entirely unrelated to the scene. Most models did not even recognize that the cane had fallen.



**Question:** Why did the female exclaim, 'Ah, it fell'?

**Answer:** She was reacting to the white cane falling over.

**Qwen3-Omni-Thinking:** Because the white cane she was holding was knocked over by the dog.

**Qwen3-Omni-Instruct:** Because the white dog, Yuki, accidentally knocked over the umbrella that the person was holding.

**MiniCPM-o 2.6:** The female exclaimed, "Ah, it fell" because the dog had fallen down.

**Qwen2.5-Omni-7B:** It seems like the dog might have knocked something over. Maybe it was playing around or just got too excited.

**Qwen2.5-Omni-3B:** It seems like the person was using a cane to help them walk, and the dog got in the way. Maybe the dog bumped into the cane, causing it to fall.

**video-SALMONN 2+ -72B:** Because the white dog bumped into her hand while she was holding the black cane.

**video-SALMONN 2+ -7B:** Because she accidentally dropped the white cane while trying to open the door.

**VideoLLaMA2.1-AV:** Because she accidentally dropped the door handle while she was holding it.

Figure 16. MLLMs fail to infer the causality in egocentric video without prior human interaction information.



**Question:** During the upward pan to the store ceiling as he enters, what does the user say?

**Answer:** He says he has an appointment for 11:15.

**Qwen3-Omni-Thinking:** As the camera pans up to the store ceiling, the person says: "热心人的帮助和自己的努力，终于找到了。感谢路上的热心人" (With the help of kind people and my own efforts, I finally found it. Thank you to the kind people on the way.)

**Qwen3-Omni-Instruct:** He says, "I can find it. As long as I have the address, I can find it. If I can't find it, I'll just ask, right?"

**MiniCPM-o 2.6:** During the upward pan to the store ceiling as he enters, the user says: "热心人的帮助和自己的努力，终于找到了。感谢路上的热心人" (The help from kind people and my own efforts finally led us here. Thank you for the helpful people on the way.)

**Qwen2.5-Omni-7B:** The user says, "欢迎大家评论区留言。" which means "Welcome everyone to leave comments in the comment section."

**Qwen2.5-Omni-3B:** The user says, "欢迎大家评论区留言。" which translates to "Welcome everyone to leave comments in the comment section."

**video-SALMONN 2+ -72B:** The user says: "With the help of kind people and my own efforts, I finally found it. Thank you for your kindness on the road."

**video-SALMONN 2+ -7B:** The user says: "人有出行口诀，一杖，二问，三鼻耳。个人觉得还是有一'."

**VideoLLaMA2.1-AV:** As he walks up to the store ceiling, he says something about the height of the building. The camera then pans to show the outside of the building, which is made of glass and has a tall structure.

Figure 17. MLLMs fail to temporally align audio with visual cues for cross-modal reasoning.

This case shows that, without explicit signals indicating human-object interactions, models often overlook the subtle yet decisive physical events that give rise to specific auditory outcomes. This example therefore highlights



the necessity of incorporating interaction-aware annotations into the data curation pipeline: by providing precise temporal grounding of human–object and human–human interaction, such annotations supply the contextual structure needed for models to align visual actions with their corresponding sounds and perform more reliable cross-modal causal reasoning.

**Failure case of Cross-Modal Reasoning.** Fig. 17 presents a failure case in the Cross-Modal Reasoning task. The correct answer is that the user says he has an appointment for 11:15 as the camera pans upward to the store ceiling during entry. However, most models produce entirely unrelated responses—many simply repeat the Chinese subtitles overlaid in the video or hallucinate arbitrary dialogue.

The main cause of these errors is that the models fail to temporally align the visual cue (“as he enters, during the upward pan to the ceiling”) with the corresponding audio segment. Instead of grounding the spoken utterance to the correct visual moment, the models rely on visible on-screen text or generic context, leading to cross-modal mismatches. This case highlights that current MLLMs still struggle to integrate visual timing cues with audio content, revealing a core limitation in fine-grained cross-modal reasoning.