

GRRM: Group Relative Reward Modeling for Machine Translation

Sen Yang¹, Shanbo Cheng¹, Lu Xu², Jianbing Zhang¹, Shujian Huang^{1*}

¹National Key Laboratory for Novel Software Technology, Nanjing University,

²Singapore University of Technology and Design,

yangsen@smail.nju.edu.cn, chengsb@nlp.nju.edu.cn, {huangsj, zjb}@nju.edu.cn

xu_lu@mymail.sutd.edu.sg

Abstract

While Group Relative Policy Optimization (GRPO) offers a powerful framework for LLM post-training, its effectiveness in open-ended domains like Machine Translation hinges on accurate intra-group ranking. We identify that standard Scalar Quality Metrics (SQM) fall short in this context; by evaluating candidates in isolation, they lack the comparative context necessary to distinguish fine-grained linguistic nuances. To address this, we introduce the Group Quality Metric (GQM) paradigm and instantiate it via the Group Relative Reward Model (GRRM). Unlike traditional independent scorers, GRRM processes the entire candidate group jointly, leveraging comparative analysis to rigorously resolve relative quality and adaptive granularity. Empirical evaluations confirm that GRRM achieves competitive ranking accuracy among all baselines. Building on this foundation, we integrate GRRM into the GRPO training loop to optimize the translation policy. Experimental results demonstrate that our framework not only improves general translation quality but also unlocks reasoning capabilities comparable to state-of-the-art reasoning models. We release codes, datasets, and model checkpoints at <https://github.com/NJUNLP/GRRM>.

1 Introduction

Reinforcement learning with verifiable rewards (RLVR) has significantly advanced the reasoning processes of Large Language Models (LLMs), yielding remarkable performance in sophisticated domains such as mathematics and programming (Lambert et al., 2024; Guo et al., 2025a). Performing reinforcement learning on open-ended tasks, such as Machine Translation (MT), requires reward models to evaluate the responses generated by the policy model. Existing works predominantly employ Discriminative Reward Models (DRMs)

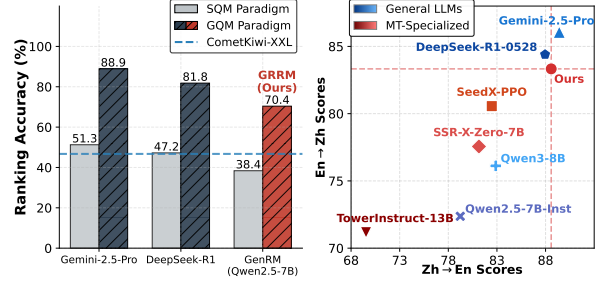


Figure 1: Performance on Seed-X-Challenge. **Left:** Ranking accuracy across paradigms. **Right:** Translation performance across General and MT-specialized LLMs.

based on the Bradley-Terry model (Cheng et al., 2025; Yang et al., 2025b). While DRMs have proven effective in improving translation quality in general domains, they have been criticized for lacking reasoning capabilities, which limits their effectiveness in challenging scenarios.

Recently, the success of LLM-based generative evaluation (LLM-as-a-Judge) in MT (Kocmi and Federmann, 2023a,b) suggests the potential of Generative Reward Models (GenRMs) (Zhang et al., 2025; Mahan et al., 2024). Ideally, the reasoning potential of GenRMs offers more accurate reward estimation, particularly for difficult samples. However, we identify a critical limitation when applying GenRMs within the widely used Group Relative Policy Optimization (GRPO) (Shao et al., 2024) framework. Since GRPO estimates advantages based on the relative quality of responses within a group, the reward model must achieve accurate fine-grained intra-group ranking. Our investigation reveals that standard generative approaches, which evaluate responses independently (Scalar Quality Metric, SQM), suffer from two fundamental flaws: the inability to distinguish subtle nuances and vulnerability to misleading translations in challenging samples. These flaws lead to **score saturation**, where the model assigns identical maximal scores to candidates despite significant quality disparities. This lack of variance causes vanishing advantages

*Corresponding author

in GRPO, depriving the policy of the gradient signals needed for optimization.

To address the limitations of the SQM paradigm, we propose the **Group Quality Metric (GQM)**. Specifically, GQM enables the model to process all candidate translations within a group collectively, aiming to jointly estimate their quality ranking and assign relative scores. This cross-sample context provides consistent evaluation criteria, allowing the model to focus on distinguishing features between candidates. Furthermore, this paradigm allows the model to adaptively adjust its evaluation granularity according to the quality variance within the group. We implement this paradigm by integrating it with GenRM, denoted as the **Group Relative Reward Model (GRRM)**, which demonstrates a structural alignment with the GRPO framework.

We instantiate GRRM based on the Qwen2.5-7B model (Yang et al., 2024), which is cold-started via Supervised Fine-Tuning (SFT) on Chinese-English data and subsequently optimized for ranking accuracy via RLVR. We assess the group ranking performance of the GQM paradigm against SQM across various advanced LLMs, alongside our GRRM, using both LLM-annotated datasets and extensive human-annotated benchmarks, including specific challenge scenarios. Empirical results demonstrate that employing GQM consistently enables LLMs to outperform their SQM counterparts across diverse cross-lingual settings, verifying the universality of the proposed metric. Notably, on challenging datasets, this paradigm delivers significant absolute accuracy gains of 30% to 40% compared to SQM. Furthermore, our GRRM exhibits strong cross-lingual generalization; despite being trained on a single language pair, it effectively supports multilingual translation optimization without additional adaptation.

We further integrate GRRM with the GRPO framework for machine translation optimization, specifically focusing on the enhancement of the translation model’s reasoning capabilities. We bootstrap the Qwen2.5-7B model via a Chinese-English cold-start for translation with reasoning, and subsequently conduct GRPO training on 150k multilingual samples using GRRM feedback. For general domains, our model achieves an average 7.5-point improvement in BLEURT and a 16 point increase in LLM-judge scores over the SFT baseline across seven English-to-X (En2X) language pairs. Moreover, in challenging Chinese-English scenarios, our model performs comparably to DeepSeek-

R1-0528 (Guo et al., 2025a). Our analysis reveals that GRRM fosters the emergence of reasoning capabilities in translation models, which is crucial for solving complex translation challenges. In contrast, while DRMs can improve general translation quality, they are prone to reward hacking and lack the reasoning faculties required to guide models in challenging contexts.

2 Methodology

2.1 Ranking Sensitivity in GRPO

We employ GRPO, a reinforcement learning paradigm that has proven highly effective for LLM post-training, particularly in complex reasoning domains.

Formally, for each query x , the policy π_θ samples a group of outputs $\mathcal{Y} = \{y_1, \dots, y_G\}$. The policy is optimized to maximize the expected advantage of the generations. Specifically, the advantage A_i for the i -th candidate is derived by standardizing its reward r_i against the group distribution:

$$A_i = \frac{r_i - \text{mean}(\{r_1, \dots, r_G\})}{\text{std}(\{r_1, \dots, r_G\})} \quad (1)$$

where r_i is the scalar reward score assigned to y_i .

Eq. 1 underscores a critical property of GRPO: the optimization trajectory is driven entirely by the relative quality of candidates within a group, rather than their absolute scores. A candidate y_i is reinforced ($A_i > 0$) solely if it outperforms the group average. Consequently, the efficacy of GRPO is contingent on the reward model’s ability to accurately rank candidates within \mathcal{Y} . Even with well-calibrated absolute scores, any ranking inversion—where an inferior output scores higher than a superior one—yields adversarial gradients that actively mislead policy optimization. This sensitivity motivates our investigation into the ranking limitations of current reward modeling paradigms.

2.2 Limitations of Scalar Quality Metric

Current generative reward models typically function as a *Scalar Quality Metric (SQM)*, as illustrated in Figure 2 (A). Formally, SQM is defined as a mapping $S_{\text{SQM}} : \mathcal{X} \times \mathcal{Y} \rightarrow \mathbb{R}$ that assigns a scalar score r_i to a candidate y_i given an input x . Crucially, this evaluation is performed independently for each candidate. While this pointwise scoring is standard for general quality estimation, our analysis demonstrates that such independence fundamentally limits the model’s ability to capture

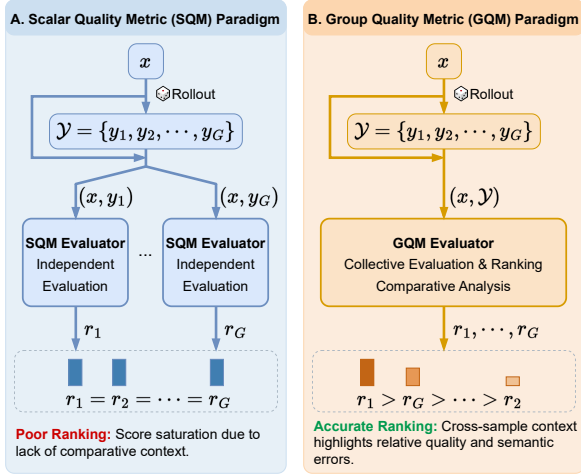


Figure 2: Comparison of SQM (A) and GQM (B) paradigms.

the fine-grained relative distinctions required for effective GRPO updates.

Inability to Distinguish Subtle Differences. LLMs frequently generate candidates that differ only in fine-grained nuances. Without comparative context, SQM suffers from discriminative failure. As seen in Fig. 5 (Case 1), the model fails to perceive the stylistic superiority of one translation over another, treating them as equivalent.

Vulnerability to Misleading Candidates. More critically, independent evaluation leaves the reward model vulnerable to misleading candidates. Lacking a high-quality peer for contrast, even powerful models may overlook semantic discrepancies or localization errors, defaulting to surface fluency as proxies for quality. As shown in Fig. 5 (Case 2), SQM fails to penalize severe localization errors if they appear plausible in isolation.

Score Saturation. Both discriminative failure and susceptibility to misleading candidates culminate in a phenomenon we term **score saturation**. As observed in our cases, SQM frequently assigns identical maximal scores to candidates despite significant quality disparities. This lack of variance results in a vanishing advantage in Eq. 1, effectively stalling policy optimization due to the absence of a useful gradient signal. We provide a detailed empirical analysis of this saturation phenomenon in Appendix A.

2.3 Group Quality Metric

To overcome the structural limitations of SQM, we introduce the *Group Quality Metric* (GQM), depicted in Figure 2 (B). Unlike the point-wise

approach, GQM evaluates the policy-generated candidate group collectively. Formally, it maps a source x and a candidate set \mathcal{Y} to a score vector: $S_{\text{GQM}} : \mathcal{X} \times \mathcal{Y}^G \rightarrow \mathbb{R}^G$. This holistic evaluation shifts the paradigm from absolute estimation to *relative ranking*, offering three key advantages:

By evaluating candidates jointly, GQM constructs a comparative context that circumvents the discriminative bottlenecks of SQM. This context mitigates score saturation, enabling the model to resolve fine-grained nuances that remain imperceptible under independent evaluation (Fig. 5, Case 1). Simultaneously, GQM introduces contrastive anchoring: plausible but erroneous translations (e.g., hallucinations) become salient when directly compared against high-quality peers (Fig. 5, Case 2). This mechanism ensures the reward signal captures both subtle stylistic preferences and critical semantic errors.

Crucially, GQM scores are inherently localized and do not map to a global absolute scale. This allows the model to adaptively adjust evaluation granularity: shifting focus to minor stylistic differences when group variance is low, while prioritizing major semantic discrepancies when significant quality divergences exist.

2.4 Group Relative Reward Model

While the GQM paradigm demonstrates efficacy when powered by frontier LLMs, directly integrating such massive models into the GRPO training loop is computationally intractable due to high latency and inference costs. We therefore introduce the *Group Relative Reward Model* (GRRM), an efficient instantiation of the GQM paradigm designed for high-throughput training loops.

GRRM is designed to process the source input x and the full candidate set \mathcal{Y} jointly. For every tuple (x, \mathcal{Y}) , the model is instructed to produce a structured output comprising: (1) a detailed comparative analysis of the candidates, (2) a predicted ranking, and (3) a set of scalar scores $\{r_1, \dots, r_G\}$ that strictly adhere to the predicted ranking. This design enforces a Chain-of-Thought (CoT) reasoning process, ensuring numerical scores are grounded in explicit comparative analysis.

We initialize GRRM via SFT on a curated dataset to establish instruction adherence and comparative logic. Subsequently, to sharpen the model’s discriminative ability to distinguish subtle nuances, we employ RLVR to directly optimize its ranking accuracy. In this stage, we treat the GRRM

itself as the policy to be optimized. To drive this optimization, we define a verifiable reward function, Ranking Accuracy, based on ground-truth orderings. Let $\mathbf{q} = \{q_1, \dots, q_G\}$ be the ground-truth quality scores (or ranks) for the candidate group, and $\mathbf{r} = \{r_1, \dots, r_G\}$ be the corresponding scores predicted by GRRM. We define the correctness of the pairwise relationship between any two candidates y_i and y_j as:

$$\mathbb{I}_{ij} = \mathbb{I}[\text{sgn}(\hat{r}_i - \hat{r}_j) = \text{sgn}(q_i - q_j)] \quad (2)$$

where $\text{sgn}(\cdot)$ is the sign function, and $\mathbb{I}(\cdot)$ is the indicator function. This formulation enforces strict alignment, requiring the predicted relationship—including ties—to match the ground truth. The final ranking accuracy reward R_{acc} is then calculated as the fraction of correctly ordered pairs over all distinct combinations in the group:

$$R_{\text{acc}} = \frac{1}{\binom{G}{2}} \sum_{1 \leq i < j \leq G} \mathbb{I}_{ij} \quad (3)$$

This metric functions as a normalized variant of the Kendall’s τ coefficient (Kendall, 1938), adapted to the range $[0, 1]$ with explicit handling of ties.

Additionally, to complement the sparse ranking signal and ensure the predicted scalar scores are well-distributed, we employ an auxiliary score consistency reward, the implementation details of which are provided in Appendix B.

3 GRRM Evaluation

In this section, we provide a comprehensive evaluation of the proposed GRRM within the GQM framework, benchmarking the ranking accuracy (Eq. 3) against multiple baselines. Our experiments span three distinct settings: in-domain performance, multilingual generalization, and complex reasoning scenarios designed to stress-test reward modeling capabilities.

3.1 Experimental Setup

Datasets and Benchmarks. We construct our training data using the Chinese-English subset of TowerBlocks (Alves et al., 2024), comprising approximately 18.8k samples. We sample 2-4 translation candidates per source and annotate them with Gemini-2.5-Pro (Comanici et al., 2025) under the GQM paradigm. A held-out set of 512 samples is reserved as the model-annotated test set. For RLVR training, we utilize the same underlying data as

SFT, augmenting it by shuffling candidate permutations and subsampling from the original groups (see Appendix D.1).

We utilize Newstest2020 (Zh→En) with pSQM (professional SQM) labels (Freitag et al., 2021) from the WMT20 metrics task. To evaluate cross-lingual generalization, we employ GeneralMT2022 with MQM (Multidimensional Quality Metric) annotations (Freitag et al., 2021) from WMT22. Beyond the in-domain Zh↔En pairs, this dataset includes English-to-German (En→De) and English-to-Russian (En→Ru) subsets. For these datasets, we retain up to 4 system outputs per source and derive ground-truth rankings based on the human-annotated scores.

To assess reasoning capabilities in complex linguistic scenarios, we construct a challenge set based on the Seed-X-Challenge test set (Cheng et al., 2025), which features idioms, slang, and domain-specific terminology in Zh↔En pairs. We design a binary ranking task to test the model’s reasoning capability: for each source, we sample 4 translation candidates and select the best one according to BLEURT (Sellam et al., 2020). We then pair this chosen candidate with the expert human reference. Assuming the expert reference is strictly superior to the weak baseline’s output, this setup requires the reward model to correctly identify the human translation as the winner.

Baselines. We include three categories of reward models for comparison. Unless otherwise noted, all trained models are initialized from Qwen2.5-7B.

- **LLM-as-a-Judge:** We test Gemini-2.5-Pro and DeepSeek-R1-0528. We evaluate them using both the standard SQM prompting and our proposed GQM prompting, explicitly instructing the models to use CoT reasoning.
- **DRMs:** We include CometKiwi-XXL (Rei et al., 2023), a leading reference-free Quality Estimation metric. Additionally, we train a BT-RM using the standard Bradley-Terry loss on pairwise preferences derived from our Gemini-annotated training data.
- **GenRMs:** In addition to our GRRM, we train a SQM-GenRM baseline using Gemini SQM annotations, following an RLVR optimization process similar to that of GRRM.

See Appendix D.1 for details on data construction and training hyperparameters.

Model	Paradigm	held-out	NT20	GenMT22 (MQM)				Seed-X-Challenge	Avg.
		Zh \leftrightarrow En	Zh \rightarrow En	En \rightarrow Zh	Zh \rightarrow En	En \rightarrow De	En \rightarrow Ru	Zh \leftrightarrow En	
Random	-	43.47	39.42	43.82	38.74	35.91	37.64	44.70	40.04
<i>LLM-as-a-Judge (w/ Reasoning)</i>									
Gemini-2.5-Pro	SQM	70.28	53.56	46.41	61.99	58.92	64.88	51.26	56.17
Gemini-2.5-Pro	GQM	-	62.60	64.58	67.75	65.61	71.23	88.89	70.11
DeepSeek-R1-0528	SQM	66.11	48.42	43.67	58.09	53.64	59.13	47.22	51.69
DeepSeek-R1-0528	GQM	80.92	61.98	64.38	65.79	63.26	69.15	81.82	67.73
<i>Discriminative RMs (w/o Reasoning)</i>									
CometKiwi-XXL	SQM	72.01	57.82	66.49	61.60	61.20	67.12	46.72	60.16
BT-RM	SQM	82.62	58.16	66.49	64.92	58.14	66.10	58.84	62.11
<i>Generative RMs (w/ Reasoning)</i>									
SQM-GenRM (SFT)	SQM	61.31	47.18	37.21	57.68	48.37	51.84	38.13	46.74
SQM-GenRM (RLVR)	SQM	64.25	49.21	39.42	60.37	49.16	54.82	38.38	48.56
GRRM (SFT)	GQM	79.75	56.77	59.45	64.29	58.65	64.80	69.95	62.32
GRRM (RLVR)	GQM	82.58	57.77	62.17	66.00	61.04	66.67	70.39	64.01

Table 1: Ranking accuracy (%) on the **held-out** test set (Gemini-annotated) versus human-annotated benchmarks and the challenge set. **Avg.** denotes the mean accuracy across all external benchmarks (excluding held-out). The best performance within each model category is **bolded**.

3.2 Performance of GRRM

Table 1 presents the ranking accuracy of various reward models across held-out, general, and challenging datasets. We summarize our key findings as follows:

Dominance of GQM over SQM. The most prominent observation is the consistent superiority of the GQM paradigm over the traditional SQM approach across all evaluator backbones. For LLM-as-a-Judge, employing GQM yields substantial improvements; for instance, Gemini-2.5-Pro achieves an average accuracy of 70.11% with GQM, compared to just 56.17% with SQM. Notably, this performance gap is maximized in the challenge scenario. While SQM performance for even state-of-the-art models degrades to near-random levels (e.g., 47.22% for DeepSeek-R1), GQM maintains robust accuracy. This trend holds for trained reward models as well, where GRRM (based on GQM) significantly outperforms SQM-GenRM. These results validate that evaluating translation candidates independently (SQM) fails to capture fine-grained relative differences. By processing candidates collectively, GQM provides the model with a comparative context, enabling more robust and consistent ranking.

Effectiveness of GRRM and Reasoning. Our proposed GRRM achieves the highest average accuracy among all trained models. While we observe that RLVR optimization brings consistent performance gains over the SFT cold-start, the

magnitude of improvement is less significant than the paradigm shift from SQM to GQM. Crucially, the advantage of GRRM is most pronounced in the Seed-X Challenge set, achieving a ranking accuracy of 70.39%. This indicates that the reasoning capability is essential for verifying complex linguistic phenomena that statistical correlations alone cannot capture. Additionally, despite being trained solely on Zh-En data, GRRM exhibits strong cross-lingual generalization to unseen En \rightarrow De and En \rightarrow Ru pairs, performing on par with the CometKiwi-XXL baseline.

Limitations of Discriminative RMs. We observe that DRMs perform competitively on general domain benchmarks. This can be attributed to the Bradley-Terry loss, which implicitly and effectively models the ranking objective on preference pairs. However, their performance collapses on the challenge set due to the lack of generative reasoning capabilities, limiting their utility in guiding policies through complex optimization landscapes.

4 MT Optimization with GRRM

Building upon the validation of GRRM’s ranking capabilities, we integrate it into the training loop to optimize the translation policy. This section details the training pipeline, benchmarks, metrics, and baselines used to assess performance and reasoning emergence.

4.1 Experimental Setup

Training Pipeline. We adopt a two-stage strategy initialized with Qwen2.5-7B. First, we perform SFT to set up preliminary translation and reasoning skills using the same Chinese-English data described in Section 3 (with Gemini-2.5-Pro annotated CoT). Second, we optimize the model using GRPO with GRRM feedback based on the multilingual translation data from TowerBlocks, covering 10 languages with approximately 150k samples.

Since GRRM yields reference-free rewards, we implement Cross-Lingual Augmentation (CLA) by pairing source sentences with alternative target languages (e.g., Zh→De) from the dataset, while maintaining the total number of update steps constant.

Datasets. Our primary evaluation targets Zh↔En translation using WMT23 Zh→En (Kocmi et al., 2023), WMT24++ En→Zh (Deutsch et al., 2025), and the Seed-X-Challenge. For En→X, we report average performance across seven languages from WMT24++. Detailed results for WMT24++ En→X and WMT23 X→En are provided in Appendix E.1.

Evaluation Metrics. We employ a combination of standard metrics and LLM-based evaluation to provide a comprehensive assessment:

- **BLEURT:** We use BLEURT-20 as our primary automatic metric to measure semantic preservation against human references.
- **LLM-as-a-Judge:** Despite our findings in Section 3 regarding the superiority of GQM for ranking, we utilize the SQM paradigm for system-level evaluation. We justify this choice based on two key factors: (1) **Reference Anchoring:** Our evaluation here includes human references. The reference serves as a strong anchor (conceptually similar to a group size of 2 in GQM), significantly stabilizing the judgment. (2) **System-Level Accuracy:** While SQM struggles with fine-grained intra-group ranking, it remains reliable for aggregating scores at the system level. For Seed-X-Challenge, we further enhance the evaluation prompt by including the expert annotations provided with the dataset. These annotations highlight specific translation difficulties, enabling the judge to perform a more informed assessment alongside the reference.
- **Evaluator Models:** To balance overhead, we employ DeepSeek-R1-0528 as the judge for

all main results and gpt-oss-120b for ablation studies and supplementary results.

Baselines. We incorporate following baselines:

- **General LLMs:** We test Gemini-2.5-Pro and DeepSeek-R1-0528, along with Qwen3-8B (Yang et al., 2025a) and Qwen2.5-7B-Instruct (Yang et al., 2024) to benchmark improvements against the base model family.
- **Translation-Specialized Models:** We compare against three state-of-the-art open models: (1) TowerInstruct-13B (Alves et al., 2024), a LLaMA2 (Touvron et al., 2023) derivative specifically adapted for translation tasks through continued pre-training and instruction tuning; (2) SeedX-PPO (Cheng et al., 2025), a 7B model pre-trained on high-quality multilingual datasets and subsequently enhanced via RL; and (3) SSR-X-Zero-7B (Yang et al., 2025c), a Qwen2.5-7B derivative which utilizes a self-rewarding RL framework specifically optimized for Zh↔En translation tasks.

Reasoning Configuration. For General LLMs, we explicitly prompt them to CoT reasoning to maximize their potential. For specialized models, SeedX-PPO and SSR-X-Zero-7B leverage reasoning, while TowerInstruct-13B support direct translation only.

4.2 Main Results

Table 2 presents the performance of our GRRM-optimized models compared to the SFT baseline and other state-of-the-art systems. The results indicate that integrating GRRM into the GRPO framework significantly enhances translation quality, particularly in scenarios requiring reasoning.

Compared to the Qwen2.5-7B-SFT baseline, our method achieves substantial improvements across all language pairs. In the general domain (WMT benchmarks), the model achieves an average gain of **+7.5 BLEURT** points and **+15.9 LLM-judge** points on En→X tasks. This successful optimization on multilingual data validates the strong cross-lingual generalization of GRRM, consistent with our metric analysis in Section 3. Furthermore, in the Zh↔En tasks, our approach comprehensively surpasses all *Translation-Specialized Models* (including SeedX-PPO and SSR-X-Zero-7B) in terms of LLM-judge scores, narrowing the gap with much larger proprietary models like Gemini-2.5-Pro.

Model	WMT Benchmarks						Seed-X-Challenge			
	Zh→En		En→Zh		En→X		Zh→En		En→Zh	
	BLEURT	R1-judge	BLEURT	R1-judge	BLEURT	R1-judge	BLEURT	R1-judge	BLEURT	R1-score
General LLMs										
Gemini-2.5-Pro	68.66	92.92	66.00	91.31	68.87	90.35	71.59	89.41	69.19	86.06
DeepSeek-R1-0528	67.78	92.34	64.87	89.24	67.72	88.48	70.92	87.95	68.23	84.40
Qwen3-8B	63.03	89.72	57.58	84.15	57.25	77.37	61.17	82.88	57.78	76.12
Qwen2.5-7B-Instruct	67.31	88.49	59.92	80.51	58.72	72.51	66.59	79.23	62.75	72.37
Translation-Specialized Models										
TowerInstruct-13B	67.56	84.83	62.92	77.63	66.61	82.68	63.32	69.54	63.46	71.17
SeedX-PPO	69.02	90.47	67.21	87.98	68.35	86.04	69.37	82.47	68.72	80.56
SSR-X-Zero-7B	68.30	88.67	66.12	83.78	-	-	68.84	81.15	67.08	77.56
Qwen2.5-7B-SFT	67.07	87.78	59.99	76.98	57.14	67.91	67.65	80.91	62.36	72.42
+ GRPO (ours)	67.41	92.24	64.80	87.80	64.65	83.86	69.55	85.90	67.05	82.55
+ GRPO w/ CLA (ours)	67.39	92.09	63.91	88.29	64.50	83.71	69.25	88.58	67.07	83.33

Table 2: **MT performance on WMT and Seed-X-Challenge benchmarks.** We report BLEURT-20 and LLM-as-a-Judge scores evaluated by DeepSeek-R1-0528. The best performance within each category is highlighted in **bold**.

The advantages of our approach are most pronounced in the challenge scenarios, i.e., Seed-X-Challenge. Our model equipped with Cross-Lingual Augmentation (CLA) achieves parity with the powerful reasoning model DeepSeek-R1-0528, even though the latter serves as our evaluator. Specifically, in the Zh→En subset, our model slightly outperforms DeepSeek-R1-0528 (88.58 vs. 87.95), while remaining highly competitive in the En→Zh subset (83.33 vs. 84.40). We provide detailed case studies in Appendix E.3 to qualitatively demonstrate how our model successfully navigates these challenging samples with reasoning.

Our results also reveal a notable divergence between BLEURT and LLM-as-a-Judge scores. For instance, while SeedX-PPO achieves the highest BLEURT scores in several settings, its performance drops significantly under the scrutiny of the reasoning-based LLM judge. This discrepancy echoes our observations in Section 3, highlighting the limitations of traditional discriminative metrics like BLEURT when evaluating translation quality in challenging scenarios.

4.3 Ablation Study

We conduct ablation studies focusing on three key aspects: the choice of reward signals, the impact of training data distribution, and the role of reasoning in the policy model (see Table 3). Unlike our reasoning baseline which is fine-tuned solely on Zh-En data, we train the non-reasoning baseline on the full multilingual TowerBlocks (MT) dataset. This deviation is necessary because we find that the non-reasoning model overfits to Zh-

En under the restricted setting, failing to generalize to other languages during RL. We place extended analyses on the non-reasoning baseline and Qwen2.5-7B-Instruct in Appendix E.2.

Comparison of Reward Models. Optimizing directly against BLEURT yields the highest scores on the BLEURT metric itself, as expected. However, this gain does not translate effectively to LLM-judge scores, particularly on the Seed-X-Challenge (e.g., 81.85 vs. 84.36 on En→Zh). This suggests that discriminative metrics fail to guide the model through the complex reasoning processes required for challenging translations.

More critically, we observe severe reward hacking with BT-RM and SQM-GenRM. These models perform catastrophically on En→Zh and En→X tasks. We find that these models suffer from off-target generation issues: apt to generate English responses for non-English targets. This indicates that standard discriminative or scalar generative rewards struggle to distinguish instruction-following failures (e.g., wrong language) from translation quality issues, allowing the policy to exploit the reward model. In contrast, GRRM provides robust feedback, effectively penalizing such deviations and preventing reward hacking.

Cross-Lingual Generalization We examine whether the cross-lingual generalization observed in our reward model (Section 3) transfers to Policy Optimization. We train a variant using only Chinese-English data, i.e., GRPO w/ GRRM (ZhEn). While it improves performance on the Zh↔En pair, its performance on En→X lags significantly behind

Ablation Configuration	WMT Benchmarks						Seed-X-Challenge			
	Zh→En		En→Zh		En→X		Zh→En		En→Zh	
	BLEURT	oss-judge	BLEURT	oss-judge	BLEURT	oss-judge	BLEURT	oss-judge	BLEURT	oss-judge
<i>Comparison of Reward Models</i>										
SFT baseline (w/ Reasoning)	67.07	85.50	59.99	76.80	57.14	65.71	67.65	80.76	62.36	74.30
+ GRPO w/ BLEURT	68.71	88.21	67.09	85.52	66.55	82.00	69.69	83.35	68.66	81.85
+ GRPO w/ BT-RM	68.06	88.86	60.20	76.99	56.53	64.93	69.74	85.60	58.25	66.91
+ GRPO w/ SQM-GenRM	68.63	89.01	44.28	45.54	27.53	8.15	69.85	84.25	47.19	46.42
+ GRPO w/ GRRM	67.41	89.85	64.80	87.91	64.65	83.86	69.55	87.30	67.05	84.36
<i>Cross-Lingual Generalization</i>										
+ GRPO w/ GRRM (ZhEn)	66.53	89.11	63.07	86.88	61.70	79.18	69.26	86.16	66.20	83.86
<i>Role of Reasoning</i>										
SFT baseline (w/o Reasoning)	67.61	85.28	63.50	79.42	63.24	75.33	65.52	76.83	64.04	73.34
+ GRPO w/ GRRM	67.38	88.42	64.15	85.19	63.40	78.88	68.57	85.38	65.92	79.35

Table 3: **Ablation study on Reward Models and Reasoning configurations.** We compare different reward signals and training setups. We report BLEURT-20 and LLM-as-a-Judge scores evaluated by gpt-oss-120b.

the model trained on multilingual data (79.18 vs. 83.86). This highlights a distinct difference between evaluation and generation: while the Reward Model demonstrates robust cross-lingual generalization, the Translation Policy exhibits significant transfer loss on unseen languages, indicating that explicit multilingual exposure remains crucial for optimal generation quality.

The Necessity of Reasoning. Finally, we assess the contribution of the reasoning process (CoT) to translation quality. It is evident that models without reasoning capabilities consistently underperform their reasoning counterparts. Even when optimized with GRRM, the non-reasoning model scores lower on both general benchmarks and challenge sets (e.g., 79.35 vs. 84.36 on Seed-X En→Zh). This validates the necessity of a “Reasoning × Reasoning” paradigm: the full potential of our framework is unlocked only when a reasoning-capable policy is paired with a reasoning-based reward model (GRRM), enabling the system to effectively plan, self-correct, and evaluate in complex scenarios.

5 Related Work

Reasoning for Machine Translation The integration of reasoning capabilities into Machine Translation has emerged as a promising direction (Chen et al., 2025; Liu et al., 2025a). Previous attempts to integrate reasoning into MT primarily relied on prompting or SFT (Feng et al., 2025b; Wang et al., 2025a; Cheng et al., 2025). However, Zebaze et al. (2025) observed that fine-tuning on synthetic CoT data alone often fails to outperform standard fine-tuning. Fundamentally, these

SFT-based methods are not only constrained by the scarcity of high-quality supervision but also struggle to cultivate intrinsic reasoning capabilities.

Inspired by the success of reinforcement learning in mathematical and coding domains, recent works have adopted RL to encourage self-emergent reasoning. He et al. (2025) and Feng et al. (2025a) adapt the GRPO framework using discriminative metrics like Comet (Rei et al., 2020) and CometKiwi (Rei et al., 2023) to guide the model. Similarly, SSR-Zero (Yang et al., 2025c) employs the model itself to assign scalar quality scores combined with Comet to estimate advantages, demonstrating that self-evaluation can drive policy improvement. By contrast, ExTrans (Wang et al., 2025b) leverages a superior large reasoning model to generate exemplar references and evaluates policy outputs by contrasting them against these anchors. However, these works employ reward mechanisms that are suboptimal for fostering robust reasoning. DRM-based methods lack the generative explanatory power to guide models through complex errors and are prone to reward hacking. The scalar evaluation mechanism employed by SSR-Zero fails to capture the fine-grained relative rankings within a group. While ExTrans improves upon SQM with exemplar anchors, it relies on indirect comparisons rather than direct intra-group ranking, and it inevitably incurs high computational overhead due to the dependence on costly external supervision.

Comparative and Reasoning-based Reward Modeling While machine translation evaluation has traditionally relied on SQM paradigm, employ-

ing pairwise comparative paradigms for judgment and reward estimation is not new in general open-ended domains (Li et al., 2024; Zhu et al., 2025). Ye et al. (2025) leverages self-generated contrastive pairs to train judges via DPO, enhancing robustness against bias compared to scalar models. Liu et al. (2025b) introduces a pairwise judge combined with a knockout tournament for Best-of-N sampling. Furthermore, integrating CoT into evaluation has proven critical; Guo et al. (2025b) demonstrates that executing a deliberate reasoning process before scoring improves accuracy by utilizing test-time compute.

However, these comparative approaches have yet to be effectively adapted to the group-wise context required by the GRPO framework. Existing pairwise methods are structurally misaligned with GRPO: estimating advantages for a group of responses via pairwise judges necessitates tournament-style evaluations (e.g., ELO ratings), which incur prohibitive computational costs. In contrast, our GRRM extends the comparative intuition to a list-wise context. By enabling the model to rank all candidates collectively in a single pass, our approach avoids the overhead of iterative comparisons and proves highly efficient, empirically achieving $1.5\times$ faster rewarding speeds than standard scalar generative model.

6 Conclusion

In this work, we identify and address the limitations of scalar generative judges in GRPO training, specifically their insufficient sensitivity to distinguish intra-group quality differences in machine translation. To overcome this, we propose the Group Quality Metric (GQM), a paradigm that evaluates candidates jointly to capture fine-grained distinctions often missed by independent scalar metrics. Building on this foundation, we introduce the Group Relative Reward Model (GRRM). Our experiments demonstrate that GRRM significantly outperforms existing discriminative and scalar generative baselines, achieving robust ranking accuracy across diverse languages and challenging reasoning tasks. Crucially, integrating GRRM into the GRPO loop catalyzes the emergence of reasoning capabilities in translation models. This enables our approach to rival state-of-the-art systems like DeepSeek-R1 in complex scenarios while effectively mitigating reward hacking.

Limitations

We acknowledge two primary limitations of the proposed Group Quality Metric (GQM) and GRRM. First, unlike SQM which scales linearly, GQM is constrained by the maximum group size covered during training. Extrapolating to group sizes significantly beyond the training distribution may degrade ranking accuracy. However, this limitation does not hinder effective GRPO training. Recent work demonstrates that using small group sizes combined with larger batch sizes yields performance comparable to larger group configurations (Wu et al., 2025), rendering GQM’s capacity sufficient for optimization.

Second, GQM relies on relative ranking, which introduces challenges in reward assignment when the overall group quality is low. Since GRRM treats intra-group ranking as the ground truth for advantage estimation, it may assign high relative scores to the "best" candidate even if all translations in the group are suboptimal. Consequently, GQM might fail to penalize the group globally as effectively as an absolute metric would. Integrating absolute quality constraints alongside relative ranking remains a promising direction for future work.

Acknowledgments

We would like to thank the anonymous reviewers for their insightful comments. Shujian Huang is the corresponding author. This work is supported by National Science Foundation of China (No. 62376116), research project of Nanjing University-China Mobile Joint Institute (NJ20250038), the Fundamental Research Funds for the Central Universities (No. 2024300507).

References

- Duarte M Alves, José Pombal, Nuno M Guerreiro, Pedro H Martins, João Alves, Amin Farajian, Ben Peters, Ricardo Rei, Patrick Fernandes, Sweta Agrawal, and 1 others. 2024. Tower: An open multilingual large language model for translation-related tasks. *arXiv preprint arXiv:2402.17733*.
- Andong Chen, Yuchen Song, Wenxin Zhu, Kehai Chen, Muyun Yang, Tiejun Zhao, and 1 others. 2025. Evaluating o1-like llms: Unlocking reasoning for translation through comprehensive analysis. *arXiv preprint arXiv:2502.11544*.
- Shanbo Cheng, Yu Bao, Qian Cao, Luyang Huang, Liyan Kang, Zhicheng Liu, Yu Lu, Wenhao Zhu, Jing-

- wen Chen, Zhichao Huang, and 1 others. 2025. Seed-x: Building strong multilingual translation llm with 7b parameters. *arXiv preprint arXiv:2507.13618*.
- Gheorghe Comanici, Eric Bieber, Mike Schaekermann, Ice Pasupat, Noveen Sachdeva, Inderjit Dhillon, Marcel Blistein, Ori Ram, Dan Zhang, Evan Rosen, and 1 others. 2025. Gemini 2.5: Pushing the frontier with advanced reasoning, multimodality, long context, and next generation agentic capabilities. *arXiv preprint arXiv:2507.06261*.
- Daniel Deutsch, Eleftheria Briakou, Isaac Caswell, Mara Finkelstein, Rebecca Galor, Juraj Juraska, Geza Kovacs, Alison Lui, Ricardo Rei, Jason Riesa, Shruti Rijhwani, Parker Riley, Elizabeth Salesky, Firas Traubelsi, Stephanie Winkler, Biao Zhang, and Markus Freitag. 2025. WMT24++: Expanding the Language Coverage of WMT24 to 55 Languages & Dialects. *Preprint*, arXiv:2502.12404.
- Zhaopeng Feng, Shaosheng Cao, Jiahao Ren, Jiayuan Su, Ruizhe Chen, Yan Zhang, Jian Wu, and Zuozhu Liu. 2025a. MT-r1-zero: Advancing LLM-based machine translation via r1-zero-like reinforcement learning. In *Findings of the Association for Computational Linguistics: EMNLP 2025*, pages 18685–18702, Suzhou, China. Association for Computational Linguistics.
- Zhaopeng Feng, Yan Zhang, Hao Li, Bei Wu, Jiayu Liao, Wenqiang Liu, Jun Lang, Yang Feng, Jian Wu, and Zuozhu Liu. 2025b. TEaR: Improving LLM-based machine translation with systematic self-refinement. In *Findings of the Association for Computational Linguistics: NAACL 2025*, pages 3922–3938, Albuquerque, New Mexico. Association for Computational Linguistics.
- Markus Freitag, George Foster, David Grangier, Viresh Ratnakar, Qijun Tan, and Wolfgang Macherey. 2021. Experts, errors, and context: A large-scale study of human evaluation for machine translation. *Preprint*, arXiv:2104.14478.
- Daya Guo, Dejian Yang, Haowei Zhang, Junxiao Song, Ruoyu Zhang, Runxin Xu, Qihao Zhu, Shirong Ma, Peiyi Wang, Xiao Bi, and 1 others. 2025a. Deepseek-r1: Incentivizing reasoning capability in llms via reinforcement learning. *arXiv preprint arXiv:2501.12948*.
- Jiaxin Guo, Zewen Chi, Li Dong, Qingxiu Dong, Xun Wu, Shaoan Huang, and Furu Wei. 2025b. Reward reasoning model. *arXiv preprint arXiv:2505.14674*.
- Mingui He, Yilun Liu, Shimin Tao, Yuanchang Luo, Hongyong Zeng, Chang Su, Li Zhang, Hongxia Ma, Daimeng Wei, Weibin Meng, and 1 others. 2025. R1-t1: Fully incentivizing translation capability in llms via reasoning learning. *arXiv preprint arXiv:2502.19735*.
- Maurice G Kendall. 1938. A new measure of rank correlation. *Biometrika*, 30(1-2):81–93.
- Tom Kocmi, Eleftherios Avramidis, Rachel Bawden, Ondřej Bojar, Anton Dvorkovich, Christian Federmann, Mark Fishel, Markus Freitag, Thamme Gowda, Roman Grundkiewicz, Barry Haddow, Philipp Koehn, Benjamin Marie, Christof Monz, Makoto Morishita, Kenton Murray, Masaaki Nagata, Toshiaki Nakazawa, Martin Popel, and 3 others. 2023. Findings of the 2023 conference on machine translation (WMT23): LLMs are here but not quite there yet. In *Proceedings of the Eighth Conference on Machine Translation*, pages 1–42, Singapore. Association for Computational Linguistics.
- Tom Kocmi and Christian Federmann. 2023a. GEMBA-MQM: Detecting translation quality error spans with GPT-4. In *Proceedings of the Eighth Conference on Machine Translation*, pages 768–775, Singapore. Association for Computational Linguistics.
- Tom Kocmi and Christian Federmann. 2023b. Large language models are state-of-the-art evaluators of translation quality. In *Proceedings of the 24th Annual Conference of the European Association for Machine Translation*, pages 193–203, Tampere, Finland. European Association for Machine Translation.
- Nathan Lambert, Jacob Morrison, Valentina Pyatkin, Shengyi Huang, Hamish Ivison, Faeze Brahman, Lester James V Miranda, Alisa Liu, Nouha Dziri, Shane Lyu, and 1 others. 2024. Tulu 3: Pushing frontiers in open language model post-training. *arXiv preprint arXiv:2411.15124*.
- Junlong Li, Shichao Sun, Weizhe Yuan, Run-Ze Fan, Hai Zhao, and Pengfei Liu. 2024. Generative judge for evaluating alignment. In *ICLR*.
- Sinuo Liu, Chenyang Lyu, Minghao Wu, Longyue Wang, Weihua Luo, Kaifu Zhang, and Zifu Shang. 2025a. New trends for modern machine translation with large reasoning models. *arXiv preprint arXiv:2503.10351*.
- Yantao Liu, Zijun Yao, Rui Min, Yixin Cao, Lei Hou, and Juanzi Li. 2025b. Pairjudge rm: Perform best-of-n sampling with knockout tournament. *arXiv preprint arXiv:2501.13007*.
- Zichen Liu, Changyu Chen, Wenjun Li, Penghui Qi, Tianyu Pang, Chao Du, Wee Sun Lee, and Min Lin. 2025c. Understanding r1-zero-like training: A critical perspective. *arXiv preprint arXiv:2503.20783*.
- Dakota Mahan, Duy Van Phung, Rafael Rafailov, Chase Blagden, Nathan Lile, Louis Castricato, Jan-Philipp Fränken, Chelsea Finn, and Alon Albalak. 2024. Generative reward models. *arXiv preprint arXiv:2410.12832*.
- Ricardo Rei, Nuno M. Guerreiro, José Pombal, Daan van Stigt, Marcos Treviso, Luisa Coheur, José G. C. de Souza, and André F. T. Martins. 2023. Scaling up CometKiwi: Unbabel-IST 2023 submission for the quality estimation shared task. In *Proceedings of the Eighth Conference on Machine Translation*, pages 841–848, Singapore. Association for Computational Linguistics.

- Ricardo Rei, Craig Stewart, Ana C Farinha, and Alon Lavie. 2020. **COMET: A neural framework for MT evaluation**. In *Proceedings of the 2020 Conference on Empirical Methods in Natural Language Processing (EMNLP)*, pages 2685–2702, Online. Association for Computational Linguistics.
- Thibault Sellam, Dipanjan Das, and Ankur Parikh. 2020. **BLEURT: Learning robust metrics for text generation**. In *Proceedings of the 58th Annual Meeting of the Association for Computational Linguistics*, pages 7881–7892, Online. Association for Computational Linguistics.
- Zhihong Shao, Peiyi Wang, Qihao Zhu, Runxin Xu, Junxiao Song, Xiao Bi, Haowei Zhang, Mingchuan Zhang, YK Li, Yang Wu, and 1 others. 2024. Deepseekmath: Pushing the limits of mathematical reasoning in open language models. *arXiv preprint arXiv:2402.03300*.
- Hugo Touvron, Louis Martin, Kevin Stone, Peter Albert, Amjad Almahairi, Yasmine Babaei, Nikolay Bashlykov, Soumya Batra, Prajjwal Bhargava, Shruti Bhosale, and 1 others. 2023. Llama 2: Open foundation and fine-tuned chat models. *arXiv preprint arXiv:2307.09288*.
- Jiaan Wang, Fandong Meng, Yunlong Liang, and Jie Zhou. 2025a. **DRT: Deep reasoning translation via long chain-of-thought**. In *Findings of the Association for Computational Linguistics: ACL 2025*, pages 6770–6782, Vienna, Austria. Association for Computational Linguistics.
- Jiaan Wang, Fandong Meng, and Jie Zhou. 2025b. Extrans: Multilingual deep reasoning translation via exemplar-enhanced reinforcement learning. *arXiv preprint arXiv:2505.12996*.
- Yihong Wu, Liheng Ma, Lei Ding, Muzhi Li, Xinyu Wang, Kejia Chen, Zhan Su, Zhanguang Zhang, Chenyang Huang, Yingxue Zhang, and 1 others. 2025. It takes two: Your grpo is secretly dpo. *arXiv preprint arXiv:2510.00977*.
- An Yang, Anfeng Li, Baosong Yang, Beichen Zhang, Binyuan Hui, Bo Zheng, Bowen Yu, Chang Gao, Chengen Huang, Chenxu Lv, and 1 others. 2025a. Qwen3 technical report. *arXiv preprint arXiv:2505.09388*.
- An Yang, Baosong Yang, Beichen Zhang, Binyuan Hui, Bo Zheng, Bowen Yu, Chengyuan Li, Dayiheng Liu, Fei Huang, Haoran Wei, and 1 others. 2024. Qwen2.5 technical report. *arXiv preprint arXiv:2412.15115*.
- Sen Yang, Yu Bao, Yu Lu, Jiajun Chen, Shujian Huang, and Shanbo Cheng. 2025b. **EnAnchored-X2X: English-anchored optimization for many-to-many translation**. In *Proceedings of the 2025 Conference on Empirical Methods in Natural Language Processing*, pages 21304–21317, Suzhou, China. Association for Computational Linguistics.
- Wenjie Yang, Mao Zheng, Mingyang Song, Zheng Li, and Sitong Wang. 2025c. Ssr-zero: Simple self-rewarding reinforcement learning for machine translation. *arXiv preprint arXiv:2505.16637*.
- Ziyi Ye, Xiangsheng Li, Qiuchi Li, Qingyao Ai, Yujia Zhou, Wei Shen, Dong Yan, and Yiqun Liu. 2025. Learning llm-as-a-judge for preference alignment. In *The Thirteenth International Conference on Learning Representations*.
- Qiyang Yu, Zheng Zhang, Ruofei Zhu, Yufeng Yuan, Xiaochen Zuo, Yu Yue, Weinan Dai, Tiantian Fan, Gaohong Liu, Lingjun Liu, and 1 others. 2025. Dapo: An open-source llm reinforcement learning system at scale. *arXiv preprint arXiv:2503.14476*.
- Armel Zebaze, Rachel Bawden, and Benoît Sagot. 2025. Llm reasoning for machine translation: Synthetic data generation over thinking tokens. *arXiv preprint arXiv:2510.11919*.
- Lunjun Zhang, Arian Hosseini, Hritik Bansal, Mehran Kazemi, Aviral Kumar, and Rishabh Agarwal. 2025. Generative verifiers: Reward modeling as next-token prediction. In *The Thirteenth International Conference on Learning Representations*.
- Chujie Zheng, Shixuan Liu, Mingze Li, Xiong-Hui Chen, Bowen Yu, Chang Gao, Kai Dang, Yuqiong Liu, Rui Men, An Yang, and 1 others. 2025. Group sequence policy optimization. *arXiv preprint arXiv:2507.18071*.
- Lianghui Zhu, Xinggang Wang, and Xinlong Wang. 2025. Judgelm: Fine-tuned large language models are scalable judges. In *The Thirteenth International Conference on Learning Representations*.

A Empirical Analysis of Score Saturation

As discussed in Section 2.2, when a model is used under the standard Scalar Quality Metric (SQM) paradigm, it often produces overly optimistic scores and, in particular, frequently assigns the maximum possible score. We refer to this phenomenon as **score saturation**. This reduces reward variance within a candidate group, shrinking the standardized advantages and erasing the learning signal.

In this section, we present an empirical analysis to substantiate our claim that SQM suffers from severe score saturation compared with GQM, which in turn impedes effective policy optimization.

A.1 Setup

Our datasets follow Section 3.1: the held-out Zh \leftrightarrow En set, NT20 (Zh \rightarrow En), GeneralMT22 (En \rightarrow Zh, Zh \rightarrow En, En \rightarrow De, En \rightarrow Ru), and Seed-X-Challenge (Zh \leftrightarrow En).

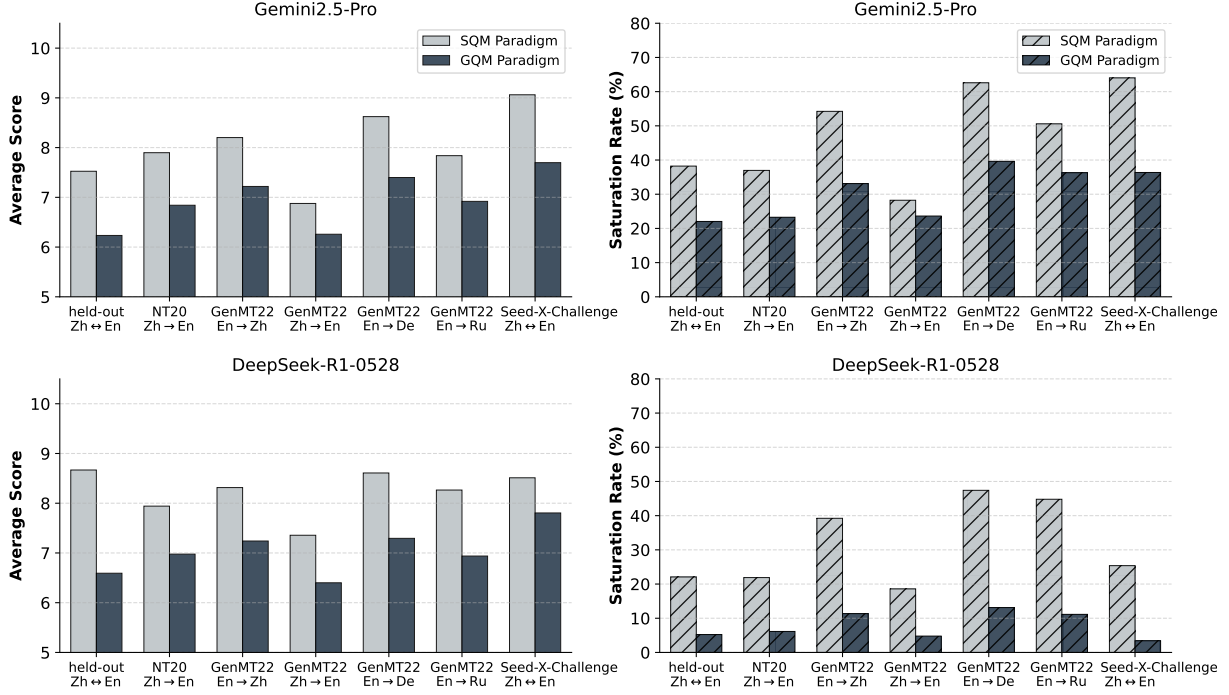


Figure 3: **Analysis of score saturation across seven benchmarks.** We compare the **Average Score** (left) and **Saturation Rate** (right) under SQM and GQM paradigms using Gemini-1.5-Pro and DeepSeek-R1. SQM consistently exhibits score inflation and high saturation, whereas GQM effectively mitigates this issue, providing more discriminative evaluation.

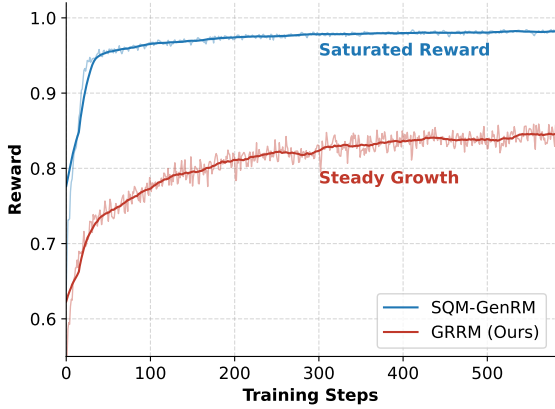


Figure 4: **Reward trends during GRPO training with 30-step moving averages, using SQM-GenRM vs. GRRM as reward providers (scores normalized to $[0, 1]$).** The SQM-GenRM rewards saturate early whereas GRRM remains in a non-saturated regime and continues to provide discriminative training signal.

Saturation in LLM-based evaluation. For each dataset, we compute (i) the average score and (ii) the saturation rate, i.e., the fraction of candidates receiving the *maximum allowed score* under the corresponding prompting protocol. We report results for two advanced LLM judges (i.e., Gemini-2.5-Pro and DeepSeek-R1-0528) under both SQM and GQM prompting.

Saturation during GRPO optimization. To connect saturation to optimization dynamics, we also track the reward values observed during GRPO training of the translation policy when using SQM-GenRM versus our GRRM as the reward provider.

A.2 Results

SQM yields systematic saturation. As shown in Figure 3, across all seven datasets and for both judges, SQM consistently produces higher average scores than GQM, accompanied by markedly higher saturation rates. For example, with Gemini-2.5-Pro, SQM saturation ranges from 28.24% to 64.02%, while GQM reduces it to 22.04%–39.63%. With DeepSeek-R1-0528, saturation drops even more sharply—from 18.58%–47.41% (SQM) to 3.41%–13.12% (GQM). This indicates that pointwise SQM prompting tends to over-assign the maximum score, whereas GQM’s joint comparison makes differences among candidates more salient and alleviates saturation.

SQM-based rewards saturate early during GRPO. Figure 4 further shows that SQM-based reward modeling can lead to an early reward plateau during policy optimization. SQM-GenRM rewards increase rapidly and approach a near-

ceiling regime early in training, suggesting that the policy quickly learns to trigger near-maximal scores from the SQM reward model (i.e., reward hacking and saturation), after which the reward provides limited additional shaping.

In contrast, GRRM rewards increase more gradually and continue to fluctuate in a non-saturated regime. This pattern is consistent with GRRM providing a more discriminative and robust signal that remains informative throughout optimization, aligning with GRPO’s reliance on within-group comparisons.

B Auxiliary Score Consistency Reward

To encourage the model to generate calibrated numerical scores that reflect the magnitude of quality differences, we augment the standard ranking accuracy reward with a score consistency objective. The GRRM is instructed to output a structured response concluding with two specific components: an explicit ranking string (e.g., $A > B = C$) and a dictionary of scalar scores (e.g., $\{A : 6, B : 5, C : 5\}$).

Internal Consistency Constraint. Before evaluating accuracy, we enforce a strict self-consistency check to ground the numerical outputs. Let $\hat{\tau}_{\text{text}}$ be the explicit ranking string generated by the model, and $\hat{\tau}_{\text{score}}$ be the ranking induced by sorting the generated scalar scores \hat{s} . We define a binary consistency gate C_{gate} :

$$C_{\text{gate}} = \mathbb{I}(\hat{\tau}_{\text{text}} \equiv \hat{\tau}_{\text{score}}) \quad (4)$$

This gate is applied in the reward calculation to penalize inconsistency.

Margin-Aware Score Reward. For samples passing the consistency gate, we calculate the Score Consistency Reward (R_{score}). Unlike simple regression losses (e.g., MSE), which can be sensitive to the absolute scale of ground-truth labels, our metric focuses on preserving the *relative margins* between candidates. Let q_i, q_j be the ground-truth scores and \hat{s}_i, \hat{s}_j be the predicted scores for candidates i and j . We compute the absolute margin error δ_{ij} for every pair:

$$\delta_{ij} = |(\hat{s}_i - \hat{s}_j) - (q_i - q_j)| \quad (5)$$

We then map this error to a reward value using a discrete kernel function $K(\cdot)$, designed to penalize

deviations while allowing for minor integer fluctuations. Based on our empirical tuning, we define:

$$K(\delta) = \begin{cases} 1.0 & \text{if } \delta = 0 \\ 0.6 & \text{if } \delta = 1 \\ 0.2 & \text{if } \delta = 2 \\ 0 & \text{otherwise} \end{cases} \quad (6)$$

The final score consistency reward is the average kernel value across all pairs:

$$R_{\text{score}} = \frac{1}{\binom{G}{2}} \sum_{1 \leq i < j \leq G} K(\delta_{ij}) \quad (7)$$

Total Reward. The final reward used for RLVR optimization is the sum of the ranking accuracy (Eq. 3) and the score consistency reward, gated by the internal consistency check:

$$R_{\text{total}} = C_{\text{gate}} \cdot (R_{\text{acc}} + R_{\text{score}}) \quad (8)$$

This formulation ensures that the model is optimized to produce reasoning that results in both correct ordering and precise, margin-aware numerical estimations.

SQM-GenRM Configuration. For the **SQM-GenRM** baseline, which evaluates candidates independently, we adapt the reward to target absolute accuracy. Unlike the margin-based approach in GRRM, we compute the absolute error $\delta = |\hat{s} - q|$ between the predicted score \hat{s} and the ground truth q . The final reward utilizes a similar discrete kernel function $K(\delta)$ defined above to penalize deviations, ensuring a fair comparison between the optimization objectives.

C Stabilizing Group Relative Policy Optimization

Standard GRPO often exhibits training instability, particularly in the mid-training phase, where the model can become overly sensitive to negative rewards. This frequently leads to sharp distribution shifts and even collapse. To mitigate this, we propose **Stable GRPO**, which incorporates an auxiliary objective to anchor the policy updates to high-quality trajectories.

Recall that GRPO optimizes the policy by maximizing a clipped surrogate objective based on group relative advantages¹:

$$\mathcal{J}_{\text{GRPO}}(\theta) = \mathbb{E}_{x, \{y_i\}} \left[\frac{1}{G} \sum_{i=1}^G \frac{1}{|y_i|} \sum_{t=1}^{|y_i|} \mathcal{L}_{i,t}^{\text{CLIP}}(\theta) \right], \quad (9)$$

¹We omit the KL regularization term for brevity.

where the clipping objective is:

$$\mathcal{L}_{i,t}^{\text{CLIP}}(\theta) = \min \left(w_{i,t}(\theta) A_i, \text{clip}(w_{i,t}(\theta), 1-\varepsilon, 1+\varepsilon) A_i \right), \quad (10)$$

and the importance ratio is:

$$w_{i,t}(\theta) = \frac{\pi_{\theta}(y_{i,t} \mid x, y_{i,<t})}{\pi_{\theta_{\text{old}}}(y_{i,t} \mid x, y_{i,<t})}. \quad (11)$$

Building upon the standard GRPO objective, we introduce an advantage-weighted SFT term:

$$\mathcal{J}_{\text{StableGRPO}}(\theta) = \mathbb{E}_{x, \{y_i\}} \left[\frac{1}{G} \sum_{i=1}^G \frac{1}{|y_i|} \sum_{t=1}^{|y_i|} \left(\mathcal{L}_{i,t}^{\text{CLIP}}(\theta) + \gamma \mathcal{L}_{i,t}^{\text{SFT}}(\theta) \right) \right] \quad (12)$$

Here, $\mathcal{L}_{i,t}^{\text{SFT}}(\theta)$ applies a standard log-likelihood maximization, strictly gated by positive advantages:

$$\mathcal{L}_{i,t}^{\text{SFT}}(\theta) = \max(0, A_i) \ln \pi_{\theta}(y_{i,t} \mid x, y_{i,<t}) \quad (13)$$

where γ controls the strength of this regularization.

The key design is that \mathcal{L}^{SFT} is applied only to samples with positive advantages ($A_i > 0$), complementing $\mathcal{L}^{\text{CLIP}}$ by strengthening updates on positive samples in the non-clipped regime and serving as an unclipped fallback signal when clipping suppresses the surrogate gradient.

We apply Stable GRPO for machine translation optimization only. For reasoning-based translation models, we set $\gamma = 0.1$ (increasing to $\gamma = 0.2$ for the Cross-Lingual Augmentation variant). For non-reasoning translation models, we set $\gamma = 1.0$.

D Implementation Details

In this section, we detail the training configurations for both the Reward Model (GRRM) and the Machine Translation Policy Optimization.

D.1 Reward Model Implementation

Training Data Construction. We construct the training dataset using the Chinese-English subset of TowerBlocks (MT), by sampling group-level candidates using a seed translation model. Specifically, we employ the Qwen2.5-7B model fine-tuned on the TowerBlocks (MT) dataset (approximately 150k samples). This seed model is also used as SFT baseline (w/o Reasoning) in Section 4 and Appendix E.2. We apply standard sampling with a temperature of $T = 1.0$. For each source sentence, we sample a group of N candidates, where $N \in \{2, 3, 4\}$ with a frequency ratio of 1:1:3. To

enhance candidate diversity and ensure the presence of high-quality samples within the generated groups, we inject the ground-truth reference into the candidate pool with a probability of 0.5. These constructed groups are subsequently annotated by Gemini-2.5-Pro. Finally, we apply data augmentation by randomly shuffling candidate orders and sampling subgroups from the original annotated groups, ensuring the model learns ranking criteria that are invariant to input position and specific group contexts. This has been proved to be effective in [Zhu et al. \(2025\)](#).

Evaluation Data Processing. For the human-annotated test sets (Newstest2020 and GeneralMT2022), we calculate the final quality score for each translation candidate by averaging the ratings across raters. From the available system outputs for each source, we retain a subset of 2 to 4 candidates, following the same distribution ratio as the training data. However, we observe that randomly selected candidates often possess similar human quality scores (clustering near the ceiling), which introduces ambiguity into the ranking evaluation. Therefore, to ensure a rigorous assessment of the model’s ability to distinguish quality variances, we enforce a filtering constraint: the constructed group must include the candidates with the minimum and maximum human scores for that entry.

Training Hyperparameters. We employ 16 Nvidia A100 (80GB) GPUs for all training experiments detailed in this paper, including both reward modeling and the subsequent machine translation policy optimization.

In the SFT stage, we optimize the model for 3 epochs with a global batch size of 64. We employ a cosine learning rate scheduler with a peak learning rate of 6×10^{-6} and a warmup ratio of 0.1.

In the RLVR stage, we adopt Group Sequence Policy Optimization (GSPO) ([Zheng et al., 2025](#)), an enhanced variant of GRPO that uses sequence-level importance ratios to improve training stability and efficiency.

We set the learning rate to 1×10^{-5} with a cosine scheduler, decaying to a minimum ratio of 0.2. The training is conducted with a total batch size of 512 and a PPO mini-batch size of 128. For each prompt, we generate $G = 8$ rollouts with a maximum generation length of 4096 tokens. The model is trained for a single epoch. Following recent practices in reasoning model training, we disable the KL divergence penalty to encourage broader

exploration of reasoning paths. Additionally, following Dr. GRPO (Liu et al., 2025c), we remove the standard deviation normalization terms from the advantage calculation in GRPO.

D.2 MT Optimization Implementation

SFT Hyperparameters. For the policy model cold-start, we perform Supervised Fine-Tuning for 1 epoch with a global batch size of 64. We utilize a cosine learning rate scheduler, setting the peak learning rate to 1×10^{-5} with a warmup ratio of 0.1.

GRPO Hyperparameters. We utilize GSPO and apply the same stabilization enhancement in Appendix C on top of GSPO for MT policy optimization. The configuration largely mirrors the GRRM RLVR stage (Appendix D.1), with specific adjustments to suit the translation task. We switch to a constant learning rate scheduler to maintain stable updates throughout the training process. The number of rollouts per prompt is set to $G = 4$, aligning with the group size capacity of our reward model.

To enhance optimization stability and reduce the gradient norm, we scale the rewards to the range $[0, 0.1]$. Furthermore, following DAPO (Yu et al., 2025), we employ a soft length penalty with the overlong buffer set to 2048 tokens.

To ensure fair comparison across different data settings, we adjust the number of training epochs to keep the total number of optimization steps consistent. Specifically, we train for 2 epochs on the standard multilingual TowerBlocks (MT) dataset (150k samples). For the CLA variant, we train for 1 epoch, while for the Chinese-English only subset, we extend training to 8 epochs.

E Extended Analysis on Machine Translation

E.1 Full Multilingual Benchmarks

We provide the detailed breakdown of the aggregated performance reported in the main results. Table 4 details the En→X performance across seven European and Slavic languages from WMT24++, while Table 5 presents the WMT23 X→En results for German, Japanese, and Russian.

The results demonstrate that our GRPO-based optimization yields consistent improvements over the SFT baseline across diverse language families. For WMT23 X→En benchmark, while SeedX-PP0 generally leads in BLEURT, our method achieves

superior or competitive LLM judge scores, particularly in directions like Ja→En and Ru→En.

E.2 Extended Ablation Studies

In this section, we provide supplementary experiments to further validate the robustness and universality of our proposed framework. Table 6 presents the detailed results.

Reward Model Stability on Non-Reasoning Baselines. We first investigate whether the instability of certain reward models (observed in Section 4.3) persists when optimizing a standard, non-reasoning translation policy. As shown in the first block of Table 6, the **SQM-GenRM** continues to exhibit severe failure modes, particularly on En→X tasks (dropping to a score of 7.13), confirming that the vulnerability to reward hacking is inherent to the reward model itself rather than specific to reasoning policies. In contrast, our **GRRM** consistently outperforms other reward signals (BLEURT, BT-RM) across most benchmarks. However, it is worth noting that even with the best reward model (GRRM), the non-reasoning baseline (Score 79.35 on Seed-X En→Zh) still significantly lags behind the reasoning-enhanced policy reported in the main text (Score 84.36). This further corroborates our conclusion that the "Reasoning × Reasoning" paradigm is essential for peak performance.

Generalization to Instruction-Tuned Models.

To assess the universality of our approach, we apply our GRPO training with GRRM directly to a standard instruction-tuned model, Qwen2.5-7B-Instruct, without any task-specific SFT warm-up. As shown in the second block of Table 6, our method yields substantial improvements over the strong base model. Notably, on the unseen En→X task, the performance improves by over 11 points on the oss-judge metric (70.84 → 82.44). This result demonstrates that our framework is not limited to specialized translation models but can serve as a general-purpose alignment technique to enhance the multilingual capabilities of off-the-shelf LLMs.

E.3 Case Studies: Emergence of Reasoning

To provide a qualitative perspective on the quantitative gains observed in the Seed-X-Challenge, Figure 6 illustrates the emergence of reasoning capabilities in our GRRM-optimized model. Unlike standard SFT models that often rely on direct surface-level mapping, our model demonstrates a

<p>Case 1: Fine-grained Lexical Nuance</p> <p>Source: 联合国称阿富汗民主取决于女性的政治地位</p> <p>Candidate Translations:</p> <p>A: United Nations says Afghanistan’s democracy depends on women’s political status. B: U.N. says Afghanistan democracy depends on women’s political role. C: Afghan democracy depends on women’s political clout, U.N. says.</p> <p>SQM Evaluation (Independent)</p> <p>Ranking: A = B = C Scores: A:10, B:10, C:10 Analysis: SQM suffers from score collapse. It fails to distinguish the precision of "status" (A) versus the slightly broader "role" (B) or the informal register of "clout" (C), assigning maximum scores to all.</p> <p>GQM Evaluation (Group Relative)</p> <p>Ranking: A > B > C Scores: A:10, B:9, C:8 Analysis: GQM successfully captures fine-grained distinctions. It identifies "status" as the most precise equivalent for the source term, while penalizing "clout" for being stylistically inconsistent with the UN subject matter.</p>	<p>Case 2: Localization & Logical Error</p> <p>Source: 今天所有餐品七五折 (<i>Lit: "Seven-five discount" → 75% of price → 25% off</i>)</p> <p>Candidate Translations:</p> <p>A: All menu items are 75% off today. B: All menu items are 25% off today.</p> <p>SQM Evaluation (Independent)</p> <p>Ranking: A = B Scores: A:10, B:10 Analysis: Vulnerable to misleading fluency. "75% off" is grammatically perfect, so SQM fails to detect the localization error where "7.5 Zhe" means 25% off, not 75%.</p> <p>GQM Evaluation (Group Relative)</p> <p>Ranking: B > A Scores: A:1, B:10 Analysis: By contrasting the two options, the numerical discrepancy becomes salient. GQM correctly identifies that A contains a critical localization error despite its superficial fluency.</p>
<p>Case 3: Hallucination vs. Stylistic Stiffness</p> <p>Source: While most output is human-readable, bar code printers are an example of an expanded use for printers.</p> <p>Candidate Translations:</p> <p>A: 大多数打印机的输出是可读的，而且，条形码打印机可以输出条形码，接触到更广泛的应用范围。 <i>(Over-translation: "output barcodes"; Unidiomatic: "contact... range")</i> B: 然而，虽然最普遍的打印输出是可读的人类语言，但条形码打印机的示例显示打印机能用于其他用途。 <i>(Semantically correct but stylistically stiff/repetitive)</i></p> <p>SQM Evaluation (Independent)</p> <p>Ranking: A > B Scores: A:5, B:4 Analysis: SQM fails to detect the unidiomatic usage ("接触到") and hallucination in A, likely over-penalizing B for stiffness.</p> <p>GQM Evaluation (Group Relative)</p> <p>Ranking: B > A Scores: A:2, B:8 Analysis: GQM prioritizes semantic accuracy. Comparing the two, it identifies the hallucinated content in A as a severe flaw, ranking the accurate B higher.</p>	<p>Case 4: Identifying Semantic Errors</p> <p>Source: Garland is the chief judge for the U.S. Court of Appeals for the District of Columbia Circuit.</p> <p>Candidate Translations:</p> <p>A: 加兰是美国哥伦比亚特区上诉法院首席法官。 <i>(Misses "Circuit" / Federal distinction)</i> B: 加兰德是美国哥伦比亚特区联邦巡回上诉法院的首席法官。 <i>(Correctly translates specific court name)</i></p> <p>SQM Evaluation (Independent)</p> <p>Ranking: A = B Scores: A:10, B:10 Analysis: SQM overlooks the omission of "Circuit" in A. The sentence is fluent and plausible in isolation, so the semantic error is missed.</p> <p>GQM Evaluation (Group Relative)</p> <p>Ranking: B > A Scores: A:6, B:10 Analysis: In the group context, the contrast makes the omission of "Circuit" in A salient, penalizing the semantic error.</p>

Figure 5: Comparison of Scalar Quality Metric (SQM) and Group Quality Metric (GQM) across four distinct scenarios. **Case 1 & 2 (Top):** Demonstrate GQM’s ability to resolve fine-grained stylistic nuances and identify localization errors that SQM misses due to independent evaluation. **Case 3 & 4 (Bottom):** Illustrate how GQM uses contrastive context to detect hallucinations and semantic omissions that appear fluent in isolation. Case 1,3,4 were conducted using Gemini-2.5-Pro and Case 2 was conducted using DeepSeek-R1-0528.

"think-before-translating" mechanism that is crucial for resolving cultural ambiguities.

In the scenario of **Translating Idiomatic Expressions** scenario (Case 1), the model successfully navigates the English proverb "The grass is always greener on the other side." Instead of producing a rigid or literal translation (e.g., regarding the color of grass), the model identifies the underlying semantic meaning of dissatisfaction and envy. It then retrieves the culturally equivalent Chinese proverb "这山望着那山高" (*This mountain looks higher than that one*), ensuring the translation resonates with native speakers.

Similarly, in the **Decoding Internet Slang** (Case

2), the model encounters the phrase "INTJ总是装E", which blends technical MBTI terminology with colloquial Chinese slang. A literal breakdown might fail to capture the nuance of "装" (feign/pretend) in this specific context. However, the model’s reasoning trace explicitly decomposes the acronyms and analyzes the character traits, correctly deriving the idiomatic English translation: "putting on an extroverted front."

These cases confirm that our approach does not merely memorize translation pairs but actively performs semantic analysis and cultural alignment, justifying the substantial improvements seen in the LLM-judge evaluations.

Model	WMT24++ En→X Detailed Results													
	En→De		En→Es		En→Fr		En→It		En→Nl		En→Pt		En→Ru	
	BLEURT	R1-judge	BLEURT	R1-judge	BLEURT	R1-judge	BLEURT	R1-judge	BLEURT	R1-judge	BLEURT	R1-judge	BLEURT	R1-judge
<i>General LLMs</i>														
Gemini-2.5-Pro	71.75	89.79	71.82	91.10	64.63	91.03	71.33	91.14	72.21	89.54	63.41	90.00	66.91	89.88
DeepSeek-R1-0528	69.61	88.18	71.17	90.68	63.53	89.44	70.62	89.57	71.26	87.10	62.91	87.61	64.90	86.76
Qwen3-8B	63.90	77.13	64.58	82.71	40.45	76.21	62.53	78.98	62.89	71.37	56.80	80.58	49.62	74.62
Qwen2.5-7B-Instruct	59.43	68.94	62.84	78.61	54.47	76.80	59.84	71.83	61.44	64.21	56.64	76.82	56.41	70.39
<i>Translation-Specialized Models</i>														
TowerInstruct-13B	69.11	82.34	68.68	84.26	61.51	83.33	70.35	84.40	70.49	82.09	63.37	83.30	62.73	79.02
SeedX-PPO	71.15	86.03	70.63	87.51	62.76	86.31	71.19	86.69	71.69	84.20	65.25	85.95	65.76	85.62
Qwen2.5-7B-SFT	59.06	65.68	61.91	74.25	51.33	71.41	60.12	66.59	58.10	60.05	55.77	72.98	53.72	64.44
+ GRPO (ours)	68.12	82.63	66.59	86.91	59.78	85.27	67.43	84.07	67.04	79.30	61.24	85.65	62.32	83.22
+ GRPO w/ CLA (ours)	67.92	82.60	66.44	86.76	60.18	85.84	66.98	83.67	66.50	78.62	61.12	86.43	62.39	82.07

Table 4: **Detailed breakdown of WMT24++ En→X results.** We report BLEURT-20 and LLM-as-a-Judge scores evaluated by DeepSeek-R1-0528.

Model	WMT23 X→En Detailed Results							
	De→En		Ja→En		Ru→En		Average	
	BLEURT	oss-judge	BLEURT	oss-judge	BLEURT	oss-judge	BLEURT	oss-judge
<i>General LLMs</i>								
Qwen3-8B	69.12	88.65	60.87	80.11	65.42	84.66	65.14	84.47
Qwen2.5-7B-Instruct	71.75	86.21	66.23	79.03	71.04	83.80	69.67	83.01
<i>Translation-Specialized Models</i>								
TowerInstruct-13B	74.48	90.04	66.74	75.66	72.98	86.46	71.40	84.06
SeedX-PPO	75.43	92.05	70.19	84.99	74.40	89.82	73.34	88.95
Qwen2.5-7B-SFT	71.51	85.54	66.38	78.08	71.15	84.15	69.68	82.59
+ GRPO (ours)	70.25	90.69	67.72	85.50	71.93	90.14	69.97	88.78
+ GRPO w/ CLA (ours)	70.83	90.47	67.73	84.98	71.83	89.25	70.13	88.23

Table 5: **Detailed breakdown of WMT23 X→En results.** We report BLEURT-20 and LLM-as-a-Judge scores evaluated by gpt-oss-120b.

F GRRM Application: Inference-time Reranking

In this section, we investigate the effectiveness of GRRM as a verifier to select the best translation from multiple candidates during inference.

Experimental Setup. We conduct experiments on both reasoning and non-reasoning models, evaluating their respective SFT baselines and GRPO-optimized checkpoints. For candidate generation, we employ standard sampling with a temperature of 0.6 to produce $N = 4$ candidates per input. We compare our GRRM reranking strategy against: (1) **Sampling Baseline**, representing the expected performance of the policy; and (2) **Best-of- N** , which selects the candidate with the highest log-probability assigned by the policy model. Additionally, for non-reasoning models, we include **Beam Search** with a beam width of 4 as a strong decoding baseline. Notably, we exclude Beam Search for reasoning models, as the extensive length of Chain-of-Thought sequences renders the decoding process prohibitively slow and computationally in-

tractable.

Results and Analysis. The results presented in Table 7 show that ranking with GRRM consistently outperforms the Sampling and Best-of- N baselines across all datasets and model stages. Even for GRPO-optimized models, which have already been aligned via RL, inference-time reranking provides further performance gains. For reasoning models where Beam Search is computationally intractable, *scaling test-time compute* via GRRM reranking proves to be a robust inference paradigm. Rather than relying on a single generation, this verify-and-select strategy significantly boosts the SFT baseline (e.g., an average increase of over 5 points in LLM-judge scores) by effectively filtering out flawed reasoning paths. In non-reasoning settings, while Beam Search remains competitive on BLEURT, GRRM reranking consistently achieves superior LLM-judge scores. This suggests that GRRM prioritizes semantic fidelity and better aligns with human preferences compared to likelihood-based decoding strategies.

Supplementary Configuration	WMT Benchmarks						Seed-X-Challenge			
	Zh→En		En→Zh		En→X		Zh→En		En→Zh	
	BLEURT	oss-judge	BLEURT	oss-judge	BLEURT	oss-judge	BLEURT	oss-judge	BLEURT	oss-judge
Comparison of Reward Models for Non-Reasoning Baselines										
SFT baseline (w/o Reasoning)	67.61	85.28	63.50	79.42	63.24	75.33	65.52	76.83	64.04	73.34
+ GRPO w/ BLEURT	68.36	86.46	65.28	81.19	65.12	77.49	67.21	79.17	65.25	75.99
+ GRPO w/ BT-RM	68.26	88.35	64.67	85.44	63.33	78.21	69.41	82.88	66.00	78.85
+ GRPO w/ SQM-GenRM	68.02	87.55	38.88	36.08	27.14	7.13	68.32	82.10	42.49	39.85
+ GRPO w/ GRRM	67.38	88.42	64.15	85.19	63.40	78.88	68.57	85.38	65.92	79.35
GRRM with Instruct-Tuned Base Model										
Qwen2.5-7B-Instruct	67.31	85.84	59.92	79.42	58.72	70.84	66.59	79.95	62.75	73.93
+ GRPO w/ GRRM	67.15	89.40	64.88	87.07	63.89	82.44	68.74	86.99	67.37	83.45

Table 6: **Additional ablation results.** We report performance for (1) Applying different reward models to a non reasoning model tuned from Qwen2.5-7B, and (2) Applying GRRM optimization on top of the instruction-tuned Qwen2.5-7B-Instruct model.

Base Model	Inference Strategy	WMT23		WMT24++		Seed-X-Challenge				Average	
		Zh→En		En→Zh		Zh→En		En→Zh		BLEURT	oss-judge
		BLEURT	oss-judge	BLEURT	oss-judge	BLEURT	oss-judge	BLEURT	oss-judge		
SFT Baseline (w/ Reasoning)	Sampling Baseline	66.78	85.04	59.33	74.20	66.95	80.17	61.64	70.02	63.67	77.36
	Best-of- <i>N</i>	66.76	85.21	59.79	75.50	66.88	79.57	61.94	71.27	63.84	77.89
	Ranking w/ GRRM	67.68	88.06	61.50	81.47	68.05	83.22	63.29	77.15	65.13	82.47
+ GRPO w/ GRRM	Sampling Baseline	67.40	90.15	64.77	88.05	69.23	87.41	67.20	84.79	67.15	87.60
	Best-of- <i>N</i>	67.55	90.28	64.99	88.26	69.42	87.73	67.21	83.89	67.29	87.54
	Ranking w/ GRRM	67.45	90.41	65.17	88.90	69.16	87.77	67.54	85.90	67.33	88.25
SFT Baseline (w/o Reasoning)	Sampling Baseline	66.05	82.63	61.50	74.63	64.16	73.75	63.04	69.29	63.69	75.07
	Best-of- <i>N</i>	67.11	84.49	62.42	77.48	64.88	73.85	62.91	71.00	64.33	76.71
	Beam Search	68.18	86.28	63.62	81.34	66.25	77.68	64.16	75.45	65.55	80.19
	Ranking w/ GRRM	67.54	86.65	63.18	81.06	65.75	78.35	63.99	75.46	65.12	80.38
+ GRPO w/ GRRM	Sampling Baseline	67.17	88.10	63.91	84.93	68.19	84.97	65.96	79.44	66.31	84.36
	Best-of- <i>N</i>	67.38	88.47	64.12	85.11	68.47	85.24	65.66	78.00	66.40	84.21
	Beam Search	67.54	88.81	64.20	85.45	68.48	85.62	65.98	78.64	66.55	84.63
	Ranking w/ GRRM	67.37	89.21	64.32	86.27	68.53	86.59	66.60	80.03	66.70	85.53

Table 7: **Inference-time Reranking Performance.** We compare different decoding strategies across reasoning and non-reasoning models.

<div>Case 1: Translating Idiomatic Expressions (En → Zh)</div> <div>Source: The grass is always greener on the other side.</div> <div>Model Reasoning Trace</div> <div>### Step-by-step Analysis</div> <div> <p>1. "The grass is always greener on the other side.": This is a well-known English idiom. A literal, word-for-word translation would be unnatural in Chinese. The core meaning is that people often feel their current situation is not as good as they perceive another person's or another situation to be.</p> <p>2. Identifying the Chinese equivalent: The most common and idiomatic translation for this concept in Chinese is "这山望着那山高" (zhè shān wàngzhe nà shān gāo), which literally means "To look at the other mountain, thinking it's higher." This perfectly captures the essence of wanting what one doesn't have.</p> <p>3. Exploring other options: * "彼岸的草总是更绿" (Bǐ'àn de cǎo zǒngshì gèng lǜ): A more literal, poetic translation, "The grass on the other shore is always greener," which is also understandable but not as common in everyday speech as the idiom. * "隔岸观火" (gé'àn guān huǒ): This idiom means "to watch a fire from the other bank," implying a passive, detached, or envious observation, but it doesn't fully capture the comparison between one's own situation and another's.</p> <p>4. Final Selection: "这山望着那山高" is the most idiomatic and widely used equivalent. A slightly more formal and written version is "人往高处走，水往低处流" (rén wǎng gāochù zǒu, shuǐ wǎng dīchù liú), meaning "People strive for higher ground, water flows to lower ground," which also conveys a similar message. However, "这山望着那山高" is the most direct and natural translation.</p> </div> <div>Final Translation</div> <div>这山望着那山高。</div>	<div>Case 2: Decoding Internet Slang (Zh → En)</div> <div>Source: INTJ总是装E</div> <div>Model Reasoning Trace</div> <div>### Step-by-Step Analysis</div> <div> <p>1. "INTJ": This is an acronym for a specific personality type in the Myers-Briggs Type Indicator (MBTI), which stands for "Introverted, Intuitive, Thinking, Judging". It is a technical term and should be kept as "INTJ".</p> <p>2. "总是": This means "always", "constantly", or "tend to always". It implies a consistent, habitual behavior.</p> <p>3. "装E": This is the core of the phrase. * "装" (zhuāng) means "to pretend", "to act", "to feign", "to put on an act", or "to be fake". * "E" is an abbreviation for "Extroverted" (from the Myers-Briggs Type Indicator's "Extraverted" trait). * Combined, "装E" means "to act like an extrovert" or "to put on an extroverted front". The person is pretending to be outgoing and sociable when they are, in reality, more introverted.</p> <p>4. Synthesis: A literal translation would be "INTJ always pretends to be an extrovert". A slightly more natural and idiomatic version would be "INTJs are always putting on an extroverted front" or "INTJs constantly feign extroversion". "INTJs always act like extroverts" is also a good option.</p> <p>5. Final Selection: "INTJs are always putting on an extroverted front" is a very accurate and natural translation that captures the essence of the original phrase.</p> </div> <div>Final Translation</div> <div>INTJs are always putting on an extroverted front.</div>
--	--

Figure 6: Qualitative analysis of translation reasoning. We showcase the model’s ability to handle cultural nuances by identifying **idiomatic equivalents** (Case 1) and **decoding internet slang** (Case 2) through step-by-step analysis.