

# DWBench: Holistic Evaluation of Watermark for Dataset Copyright Auditing

Xiao Ren<sup>1,\*</sup>, Xinyi Yu<sup>2,\*</sup>, Linkang Du<sup>2,#</sup>, Min Chen<sup>3</sup>, Yuanchao Shu<sup>1</sup>,  
Zhou Su<sup>2</sup>, Yunjun Gao<sup>1</sup>, Zhikun Zhang<sup>1,#</sup>

<sup>1</sup>Zhejiang University    <sup>2</sup>Xi'an Jiaotong University  
<sup>3</sup>Vrije Universiteit Amsterdam

## Abstract

The surging demand for large-scale datasets in deep learning has heightened the need for effective copyright protection, given the risks of unauthorized use to data owners. Although the dataset watermark technique holds promise for auditing and verifying usage, existing methods are hindered by inconsistent evaluations, which impede fair comparisons and assessments of real-world viability. To address this gap, we propose a two-layer taxonomy that categorizes methods by implementation (model-based vs. model-free injection; model-behavior vs. model-message verification), offering a structured framework for cross-task analysis. Then, we develop DWBench, a unified benchmark and open-source toolkit for systematically evaluating image dataset watermark techniques in classification and generation tasks.

Using DWBench, we assess 25 representative methods under standardized conditions, perturbation-based robustness tests, multi-watermark coexistence, and multi-user interference. In addition to reporting the results of four commonly used metrics, we present the results of two new metrics: *sample significance* for fine-grained watermark distinguishability and *verification success rate* for dataset-level auditing, which enable accurate and reproducible benchmarking. Key findings reveal inherent trade-offs: no single method dominates all scenarios; classification and generation tasks require specialized approaches; and existing techniques exhibit instability at low watermark rates and in realistic multi-user settings, with elevated false positives or performance declines. We hope that DWBench can facilitate advances in watermark reliability and practicality, thus strengthening copyright safeguards in the face of widespread AI-driven data exploitation.

## 1 Introduction

In recent years, deep learning models have achieved remarkable breakthroughs in both classification and generation tasks,

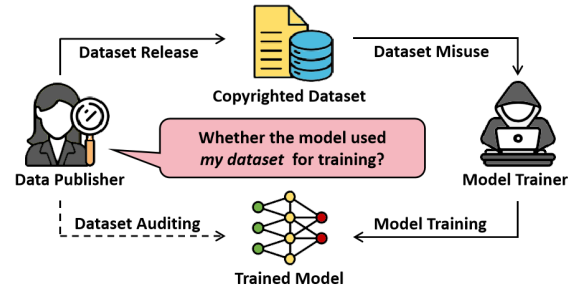


Figure 1: Illustration of dataset copyright auditing. *Data publisher* releases a dataset, risking unauthorized use by the *model trainer*. Dataset auditing enables the data publisher to verify if the trained model was trained on their dataset.

driving their adoption across diverse applications such as autonomous driving [19], medical image analysis [21], and content creation [8]. Rapid growth of model capabilities has fueled an unprecedented demand for large-scale, high-quality datasets. However, the collection and annotation of such large-scale datasets often incur high costs and simultaneously pose the risk of privacy breaches and copyright infringement [28]. As academia and industry increasingly embrace open data and model sharing, the risk of unauthorized use or misuse of datasets is growing. For example, in 2025, a group of authors sued Anthropic, alleging that it had obtained a large number of books from the so-called “shadow libraries” (e.g., LibGen, PiLiMi) to train its models. Anthropic thereafter reached a \$1.5 billion class-action settlement that received preliminary court approval, and reports indicate the agreement covers hundreds of thousands of books, with compensation calculated per work at around \$3,000 [27]. Similarly, in October 2025, Apple faced multiple author class action lawsuits alleging that Apple Intelligence and OpenELM were trained on unlicensed book corpora [1]. Other ongoing cases, including consolidated suits against OpenAI and Microsoft [11], highlight how AI models can generate content that mimics originals, posing competitive threats and substitution risks.

\*The first two authors made equal contributions.

#Corresponding authors.

To address these issues, *dataset watermarking* has emerged as a promising solution for dataset copyright protection [24]. The general idea is to embed identifiable watermarks in datasets before release. If a model is trained on this watermarked dataset, the watermark can be extracted from the model’s output, serving as evidence of the use of that dataset, as illustrated in Figure 1. Previous studies [31] [40] have explored various watermark methods for different tasks. Most of them focus on classification and generation tasks in the image domain [7]. However, current research on watermark methods lacks a unified taxonomy and evaluation. Methods are typically studied in isolation using inconsistent evaluation settings, which prevents systematic comparison. Furthermore, assessments typically assume ideal conditions, overlooking real-world complexities such as multi-watermark interference and multi-user scenarios, which undermine their practical applicability.

**DWBench.** This paper fills these gaps by systematizing existing work, developing an open-source benchmarking toolkit DWBench, and evaluating existing work in unified experimental settings. More specifically, we first propose a two-layer taxonomy that organizes existing solutions by injection and verification of watermarks. We classify the injection phase into *model-based* and *model-free* approaches, and the verification phase into *model-behavior* and *model-message* categories, which offers a cohesive framework for cross-task analysis. Second, we built an open-source benchmarking toolkit with the help of this taxonomy. DWBench features 25 built-in watermarking methods and includes 6 commonly used datasets, along with 6 representative models, facilitating a comprehensive assessment of classification and generation tasks. Designed to ensure both generality and extensibility, the toolkit offers a standardized evaluation platform that eliminates inconsistencies across datasets, model architectures, and evaluation pipelines. Third, in addition to the popularly used metrics, DWBench integrates two new metrics, including sample significance for fine-grained distinguishability and verification success rate for dataset auditing, enabling accurate and reproducible assessments.

**Evaluations.** To comprehensively evaluate the reliability and practicality of existing watermark techniques, our experimental design intentionally mirrors both current usage paradigms and anticipated deployment environments. We begin with the prevailing single-watermark, single-user setting, which reflects how most watermark schemes are currently assessed in controlled research contexts. We then progressively extend our analysis to multi-watermark and multi-user configurations that more closely resemble real-world data ecosystems, where multiple watermark strategies may coexist and multiple stakeholders may claim ownership over shared or overlapping datasets. This stepwise progression allows us to expose the scalability limits, interference patterns, and verification ambiguities that may arise as watermark technology transitions from academic prototypes to practical deployment.

Concretely, our research aims to address four key questions: 1) How does the performance of watermark methods vary across different auditing settings? 2) How do the watermark methods perform under different adversarial attacks? 3) How does multi-watermark overlapping affect the verification of each method? 4) In multi-user scenarios, can current watermark methods effectively verify ownership for each user?

**Main Findings.** Our comprehensive benchmark reveals numerous crucial and unexpected insights into the current state of dataset watermarking methods.

- The experimental results indicate the absence of a universal solution for dataset watermarking, characterized by numerous significant trade-offs. Our classification framework serves as a guide through this complex domain, with experiments showing that no single method or category is superior across all conditions. The ideal method is dictated by various trade-offs, such as robustness versus stealth, and must be customized to align with the specific objectives of an application.
- We identify a fundamental performance disparity between the watermark methods used in classification versus generation tasks. In scenarios involving multiple watermarks, model-free methods that are robust in classification often fail in generation tasks. In contrast, model-based methods that thrive in generation are inadequate for classification. This paradox underscores the necessity for task-specific watermarking strategies, as a universal design is not universally effective.
- Our evaluations also highlight a critical lack of reliable and stable watermark solutions for real-world conditions. In multi-user scenarios, we find that most watermark methods fail in two distinct ways: some exhibit alarmingly high false positive rates for unrelated users, while others suffer significant performance degradation as the number of watermarks increases. Both failures make these methods impractical for reliable ownership verification, posing a major challenge to the practical application of current methods in the real world.

## 2 Preliminaries

### 2.1 Deep Neural Networks

A deep neural network (DNN) model  $M$  is defined by its learnable parameters  $\theta$ . The objective of training a DNN is to minimize a loss function  $\mathcal{L}$ , which calculates the distance between the model’s predictions  $M(X; \theta)$  and the target outputs  $Y$ . Formally, this can be expressed as an optimization problem:

$$\theta^* = \underset{\theta}{\operatorname{argmin}} \mathcal{L}(M(X; \theta), Y). \quad (1)$$

The DNN models can be applied to various tasks. In this work, we focus on classification and generation tasks.

**Classification Tasks.** Classification models learn the mapping between given samples and their corresponding labels. Common models are built on convolutional neural networks (CNNs), like VGGNet [33] and ResNet [13].

Formally, given a dataset  $D = \{(x_i, y_i)\}_{i=1}^N$  with  $y_i \in \{1, 2, \dots, C\}$ , the model  $M$  takes input  $x$  and outputs a probability distribution  $p = \text{softmax}(M(X; \theta))$ . The training objective is to minimize the cross-entropy loss:

$$\mathcal{L}_{\text{CE}} = -\frac{1}{N} \sum_{i=1}^N \sum_{c=1}^C \mathbb{I}(y_i = c) \log(p_{i,c}), \quad (2)$$

where  $\mathbb{I}(y_i = c)$  is an indicator function and  $p_{i,c}$  is the predicted probability that sample  $x_i$  belongs to class  $c$ .

**Generation Tasks.** The generation model aims to synthesize new content, with recent advances including adversarial generative networks (GANs) [10], variational autoencoders (VAEs) [16], and diffusion-based models [14]. We focus on text-to-image diffusion models, which learn a conditional mapping from textual prompts to visual representations. Formally, the forward process maps the image  $x_0$  to a latent representation  $z_0$  through a VAE encoder  $\mathcal{E}$ , and gradually injects Gaussian noise in a series of time steps  $t$ :

$$z_t = \sqrt{\bar{\alpha}_t} z_0 + \sqrt{1 - \bar{\alpha}_t} \varepsilon, \quad \varepsilon \sim \mathcal{N}(0, I), \quad (3)$$

where  $\bar{\alpha}_t$  controls the noise schedule. During the reverse process, the UNet model  $\varepsilon_\theta$  is used to predict noise in the latent space, conditioned on a text representation  $\tau_\theta(y)$ . The model is trained by minimizing the loss:

$$\mathcal{L}_{\text{LDM}} = \mathbb{E}_{\mathcal{E}(x), y, \varepsilon \sim \mathcal{N}(0, I), t} [\|\varepsilon - \varepsilon_\theta(z_t, t, \tau_\theta(y))\|_2^2]. \quad (4)$$

## 2.2 Dataset Copyright Auditing

Typically, dataset copyright auditing involves two roles: *data publisher* and *model trainer*. The data publisher applies a watermark encoder to embed watermark information  $W$  in the original dataset  $D$ , producing a watermarked dataset  $D^*$ . The model trainer collects data to train a DNN model  $M$ , which is later released or deployed. The data publisher aims to determine whether a suspect model  $M$  has been trained on  $D^*$ , thus identifying possible data misuse. The entire process consists of three main stages: watermark injection, model training, and watermark verification.

**Watermark Injection.** The data publisher designs an encoder  $\mathcal{E}$  to embed a watermark  $W$  into a dataset  $D$ :

$$D^* = \mathcal{E}(D, W). \quad (5)$$

The objective is to ensure that  $D^*$  is visually and semantically consistent with  $D$ , while enabling the reliable verification of the watermark from models trained on it.

**Model Training.** An unauthorized model trainer may use  $D^*$  to train a DNN  $M$ . In most scenarios, the trained model is deployed in a black-box setting, where the publisher cannot access model weights but can query its outputs.

**Watermark Verification.** The publisher designs a verifier  $\mathcal{V}$  to verify the watermark  $W$  from the model:

$$\mathcal{V}(M, W, D_t) = \begin{cases} 1, & M \text{ contains watermark } W, \\ 0, & \text{otherwise,} \end{cases} \quad (6)$$

where  $D_t$  refers to the query set used during verification, such as triggered image samples or textual prompts.

## 3 DWBench

In this section, we provide a structured synthesis of existing dataset watermark methods, classifying them into four categories. This taxonomy enables a systematic comparison and lays the foundation for a unified evaluation across heterogeneous techniques. We then introduce the methods within each category, specifying their input, output, and functional characteristics to facilitate consistent implementation in DWBench. Finally, we detail the design and implementation of DWBench, highlighting its core classes, functions, and attributes that together support modular benchmarking and future extensibility.

### 3.1 Taxonomy

**Table 1** reveals considerable heterogeneity in existing studies in terms of implementation and experimental configurations. To systematically analyze existing dataset watermark methods, we categorize them according to two dimensions: watermark injection and watermark verification.

**Watermark Injection.** The injection stage can be categorized into *model-based* and *model-free* approaches. Model-based methods leverage neural networks (*e.g.*, by acting as adversarial perturbation generators [35] [37], altering optimization objectives [5], or constructing shadow models [23]) to embed watermarks in images.

Model-based methods can thus be summarized as three variants: (i) utilize a surrogate model to guide or participate in the watermark embedding process, (ii) jointly optimize a watermark encoder-decoder together, and (iii) combine both a surrogate model for task or semantic consistency and a watermark model for reliable watermark decoding.

On the other hand, model-free methods perturb images or embed specific patterns, without relying on a model for watermark injection.

**Watermark Verification.** The verification stage can be divided into *model-behavior* and *model-message* approaches. Model-behavior verification evaluates model outputs, such as classification logits or generated content, using specially

Table 1: Summary of representative dataset watermark methods, divided by our taxonomy. **Task:** C = classification task, G = generation task. **Access:** ● = black box, ○ = white box, ◐ = gray box. **Stealthiness:** ✗ = Stealthiness of the watermark not guaranteed, ✓ = Stealthiness guaranteed. **Objective:** Watermark methods are categorized into two types: one-bit and multi-bit (one-bit methods provide only a binary ownership decision, while multi-bit methods encode multiple bits of information in the model). O = One-Bit, M = Multi-Bit. **Capability:** We summarize the deployability of watermarks from an application perspective, focusing on Sample Dependency (whether the watermark relies on specially optimized trigger samples) and Model Dependency (whether shadow models are required in watermark deployment). SI = Sample Independent, SD = Sample Dependent, MI = Model Independent, MD = Model Dependent.

Implementation	Watermarks	Tasks	Objectives	Capabilities	Access	Stealthiness	Metrics	Year
Model-Free & Model-Behavior	WANet [26]	C	O	SI & MI	●	✗	BA, ASR, HFR	2021
	DVBW [20]	C	O	SI & MI	●	✗	BA, ASR, p-value	2023
	AntiNeuron [43]	C	O	SI & MI	●	✗	Average Loss	2022
	DataIsotope [41]	C	O	SI & MI	●	✗	TPR@5%FPR	2023
	UBWP [18]	C	O	SI & MI	●	✗	BA, ASR, p-value	2023
	DiagnoB [40]	G	O	SI & MI	●	✗	Acc, TP, FP, TN, FN	2023
	EnTruth [29]	G	O	SI & MI	●	✗	F1 Score, F1-N	2024
	GaussWM [39]	G	O	SI & MI	●	✗	Acc, TPR	2024
	DwtWM [39]	G	O	SI & MI	●	✗	Acc, TPR	2024
Model-Free & Model-Message	DiagnoM [40]	G	O	SI & MI	●	✗	Acc, TP, FP, TN, FN	2023
	DiffShield [5]	G	M	SI & MI	●	✓	Bit-Acc	2023
	DwctWM [22]	G	M	SI & MD	●	✓	NC	2023
Model-Based & Model-Behavior	DYTMark [37]	C	O	SD & MD	●	✓	BA, TSR, WDR	2023
	LBConsist [38]	C	O	SD & MI	●	✓	BA, ASR	2019
	ImgDup [15]	C	O	SD & MI	●	✓	BA, VSR	2024
	RadioActive [31]	C	O	SD & MD	◐	✓	BA, p-value	2020
	SleepAgent [34]	C	O	SD & MD	●	✓	BA, ASR	2022
	AdvWM [39]	G	O	SI & MD	○	✓	Acc, TPR	2024
Model-Based & Model-Message	GenWM [23]	G	O	SI & MD	●	✓	Acc	2023
	RIW [36]	G	O	SD & MI	●	✓	Acc, TPR, FPR	2023
	Siren [17]	G	O	SD & MD	●	✓	TPR, FPR, F1 Score	2025
	FTShield [4]	G	O	SD & MD	◐	✓	TPR, FPR	2025
	ArtiGAN [42]	G	M	SI & MI	●	✓	Bit-Acc	2021
	SSL [22]	G	M	SI & MD	●	✓	Bit-Acc	2023
	RivaGAN [22]	G	M	SI & MD	●	✓	Bit-Acc	2023

designed trigger samples and statistical techniques to detect watermarks. Model-message verification directly decodes the embedded message corresponding to the watermark from the model predictions or intermediate representations.

This yields four distinct classes, each reflecting different design choices and operational constraints, with representative methods introduced below.

### 3.2 Model-Free with Model-Behavior

Methods in this category embed watermarks into datasets via fixed patterns or transformations, with a corresponding trigger serving as the activation mechanism. During verification, the model is fed triggered samples, and its outputs are analyzed to determine whether the expected behavioral changes occur, thereby confirming the presence of the watermark. We integrate five representative methods for classification tasks and four for generation tasks here.

**WANet [26].** This method is a backdoor-based method with various warping fields as the backdoor generators. Warping

fields define how original images are transformed into triggered images, and the trigger is the warping pattern itself. It is used as the basis for many subsequent watermark methods (e.g., DiagnoB and DiagnoM [40]), and here we reproduce it as a separate watermark method.

**DVBW [20].** This method proposes a framework that systematically converts backdoor attacks against models into dataset watermark methods, and provides corresponding statistical guarantees by performing hypothesis tests based on the t-test algorithm. Here, we reproduce it using the Blended backdoor attack [3], following the main experimental setup described in the original paper.

**AntiNeuron [43].** This method uses a specific hue rotation angle  $k$ , applied to images in the YIQ color space, as the watermark. During training, the model associates  $k$  with the image’s label. For verification, different hue angles are used as keys to check if the angle  $k'$  that minimizes the loss in the suspect model matches the original  $k$ , determining whether the model was trained with watermarked images.

**DataIsotope [41].** This method watermarks datasets by in-



---

**Algorithm 1** Model-Free with Model-Behavior

---

**Watermark Injection:** $D^* \leftarrow \text{embed\_watermark}(D, \text{watermark\_params})$ **Watermark Verification:** $D_A \leftarrow \text{instantiate\_audit\_set}(D_t, \text{trigger\_params})$   
 $\text{judgment} \leftarrow \text{audit\_model}(M, D_A, \text{audit\_params})$ 

---

serting “isotope” samples into the dataset. These samples are images modified to include specific spurious features (like BadNets [12] triggers), so the model learns to associate these features with target classes. Watermark verification is performed by comparing the logits for the watermarked class on paired images with and without isotope features.

**UBWP [18].** This method is proposed to address the security risks of prior backdoor-based methods, which can be maliciously exploited by using backdoors inserted as watermarks to manipulate models. To solve this problem, this method induces the watermarked samples to be classified as random, incorrect labels, instead of a fixed target label. This dispersal of predictions prevents malicious usage of watermarks while preserving dataset auditing functionality.

**EnTruth [29].** It works by constructing template samples and binding them to specific trigger words. During verification, the model is queried with text prompts that contain these trigger words. If the model responds by generating the predefined template samples, this indicates whether it has been trained on the protected dataset.

**DiagnoB [40].** This method injects subtle geometric deformation signals into the protected training images, while embedding a trigger into the corresponding textual prompts. The model memorizes these signals during training and later reveals them as a traceable watermark.

**GaussWM [39].** This method embeds a trigger in the training text and adds a Gaussian noise pattern with statistics to images as the watermark signal. During verification, watermark presence is determined by analyzing changes in model outputs on inputs with and without this noise.

**DwtWM [39].** This method is similar to GaussWM, except that the watermark is generated by modifying the discrete wavelet transform (DWT) coefficients of the images instead of adding Gaussian noise. The model learns this pattern during training and retains it in the generated outputs.

### 3.3 Model-Free with Model-Message

This type of method also embeds the watermark into the dataset without using a model. During verification, they extract the watermark information from the model’s outputs.

For classification tasks, there are no related works due to the output characteristics of classification models, which is a probability vector that cannot contain a custom message.

---

**Algorithm 2** Model-Free with Model-Message

---

**Watermark Injection:** $D^* \leftarrow \text{embed\_watermark}(D, \text{watermark\_params})$ **Watermark Verification:** $\text{msg}_{\text{ext}} \leftarrow \text{extract\_message}(M, D_t, \text{extraction\_params})$   
 $\text{judgment} \leftarrow \text{watermark\_detection}(\text{msg}_{\text{ext}}, \text{msg}_{\text{exp}})$ 

---

Thus, we focus primarily on generation tasks here and study three related watermark methods.

**DiagnoM [40].** The DiagnoM method is similar to DiagnoB, as both embed watermark perturbations into images so that the model learns and retains the signal during training. However, DiagnoM does not add triggers to prompts, relying solely on the watermark pattern in the image for verification.

**DiffShield [5].** It embeds multi-bit invisible watermark signals into the training images, typically generated via pixel-level or frequency-domain perturbations that are carefully designed to be visually imperceptible. During fine-tuning or training, the model learns and retains these watermark signals, which subsequently appear in its generated outputs.

**DwctWM [22].** The method first applies Discrete Wavelet Transform decomposition to the training images, then applies Discrete Cosine Transform to selected sub-bands and embeds the multi-bit watermark information into specific frequency-domain coefficients. When training generation models, these watermarked images are learned, causing the watermark signal to persist in the generated outputs.

### 3.4 Model-Based with Model-Behavior

In this category, the watermark methods leverage at least one neural network in the watermark injection stage to produce watermarks, whereas the verification stage relies on analyzing the model’s behavioral characteristics.

We summarize five representative methods for classification tasks and one for generation tasks in this category.

**RadioActive [31].** This method embeds a “radioactive mark” by perturbing images to shift their latent representations along a predefined vector  $u$ . Models trained on these images exhibit corresponding directional shifts in their classification layer. Watermark verification is performed by measuring the cosine similarity between the classifier’s weight vector and  $u$ . A high similarity indicates the use of a watermarked dataset.

**DYTMark [37].** This technique facilitates multi-domain clean-label watermarking by prompting the target model to acquire watermark-specific features through alterations of the original features in watermarked samples. In the image and audio domains, perturbations are generated using the projected gradient descent method. In the text domain, samples are iteratively perturbed based on scores from a shadow model. Here, we mainly consider the watermark for the image domain.

---

**Algorithm 3** Model-Based with Model-Behavior

---

**Watermark Injection:**
$$M_S \leftarrow \text{instantiate\_model}([D], \text{surrogate\_params})$$
$$D^* \leftarrow \text{embed\_watermark}(D, M_S, \text{watermark\_params})$$
**Watermark Verification:**
$$D_A \leftarrow \text{instantiate\_audit\_set}(D_t, \text{trigger\_params})$$
$$\text{judgment} \leftarrow \text{audit\_model}(M, D_A, \text{audit\_params})$$

---

**LBConsist** [38]. This is a clean-label backdoor method that ensures the labels of all poisoned samples remain consistent with their raw labels. It was proposed to address the lack of stealthiness in label-modifying methods, as model trainers can identify attack samples by examining the dataset manually. The core idea of this method is to perturb the real features of triggered samples, making the model more disposed to rely on the (easier-to-learn) backdoor triggers.

**SleepAgent** [34]. This method is another clean-label backdoor method. With the introduction of the Gradient Matching technique [9], this method can create watermarked samples more effectively. A clean-label sample can be optimized into a “hidden sample” that is equivalent to a triggered poisoned-label-based sample on model gradient updates during training, solving the trade-off between stealthiness and effectiveness in previous clean-label backdoor methods.

**ImgDup** [15]. This method uses a shadow model to create two “twin” samples of a target image. One is published in the train set, and the other is hidden. The twins are optimized to be nearly identical in pixel space but widely separated in the feature space. A model trained on the public twin will show a significantly different prediction loss for the hidden one. Therefore, during an audit, any sample-based membership inference method can be used to determine if the model was trained with the public sample. Here, we adopt the score function proposed in Section 5.1 of [15] as the audit method to reproduce the watermark method for image classifiers described in Section 5 of [15].

**AdvWM** [39]. The central idea of this method is to employ adversarial optimization to craft imperceptible perturbations, embedding a trigger into the textual component of text–image pairs, and injecting corresponding perturbations into the associated images. This joint modification engraves a trigger pattern into the decision boundary of the generation model, ensuring that when a particular prompt is given, the model’s output exhibits distinct and predictable changes.

### 3.5 Model-Based with Model-Message

This type of method likewise generates stealthy watermarks using certain neural networks. However, in the verification stage, the watermark information is identified by parsing the model’s outputs.

---

**Algorithm 4** Model-Based with Model-Message

---

**Watermark Injection:**
$$M_S \leftarrow \text{instantiate\_model}([D], \text{surrogate\_params})$$
$$D^* \leftarrow \text{embed\_watermark}(D, M_S, \text{watermark\_params})$$
**Watermark Verification:**
$$\text{msg}_{\text{ext}} \leftarrow \text{extract\_message}(M, D_t, \text{extraction\_params})$$
$$\text{judgment} \leftarrow \text{compare\_message}(\text{msg}_{\text{ext}}, \text{msg}_{\text{exp}})$$

---

For the same reason as discussed in Section 3.3, no watermark methods for classification tasks fall into this category. Therefore, we will focus on generation tasks here, with seven related methods.

**FTShield** [4]. This method optimizes watermark patterns via tailored loss functions to ensure rapid learnability during early-stage fine-tuning of diffusion models, employs a mixture-of-experts verifier to improve post-transfer recognition, and leverages shadow models to simulate potential unauthorized fine-tuning scenarios for robustness evaluation.

**RIW** [36]. This method embeds the target image together with the watermark so that the resulting image preserves the semantic information of both in the model’s latent space. The watermark is extracted at the language level. The watermark verifier determines the presence of the watermark by comparing specific regions of the watermarked image with the original watermark to identify any differences.

**GenWM** [23]. The core idea is to embed a decodable watermark into the subject representation of the generation model. Unlike pixel perturbations, this watermark is embedded in the model’s latent space and bound to the semantic features, ensuring that the signal consistently remains present whenever the model generates images containing that subject.

**Siren** [17]. It optimizes a coating relevant to the personalization task to enhance the model’s ability to learn it during fine-tuning. Verification is performed via hyper-spherical classification, which is used to determine whether the model has been trained on the coated data.

**ArtiGAN** [42]. In this method, during the watermark injection stage, a set of encoder–decoder networks is trained, where the encoder embeds a fingerprint (*i.e.*, multi-bit information) into images, ensuring that all generated samples carry this fingerprint. During verification, the decoder extracts and matches the fingerprint pattern to determine whether an image originates from the specific watermark.

**SSL** [22]. It first leverages an SSL-pretrained feature extractor, which produces stable representations resilient to various input perturbations (*e.g.*, cropping, rotation, compression). The encoded watermark signal is then embedded into the intermediate feature layers, enabling the model to “remember” it while performing its primary task.

**RivaGAN** [22]. It is a robust method that embeds watermark information using a custom attention mechanism to modify

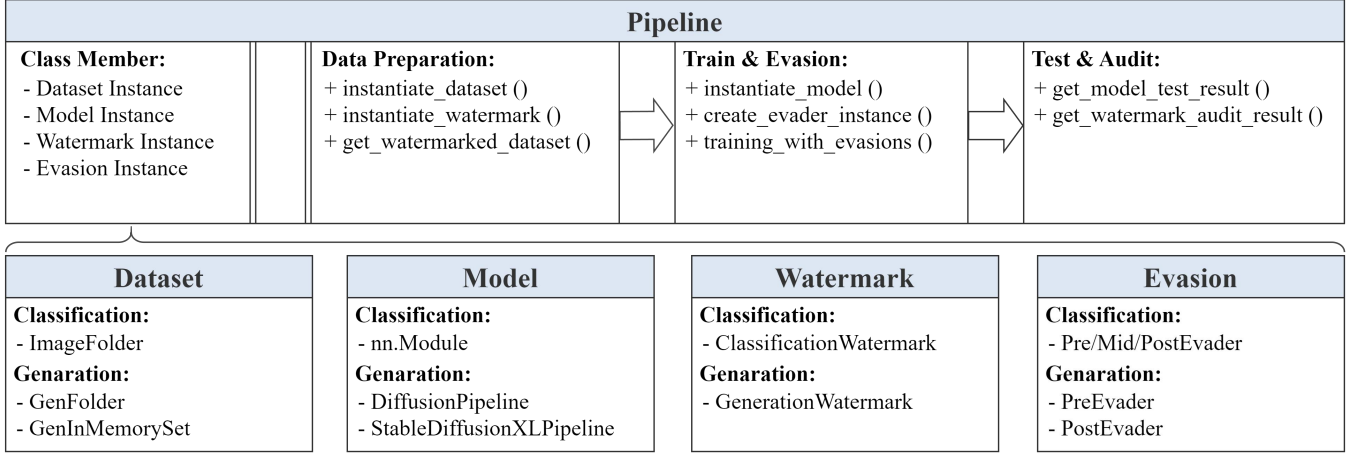


Figure 2: Implementation of DWBench. Pipeline is the main class for managing the entire workflow, which instantiates and integrates the four core components: Dataset, Model, Watermark, and Evasion.

visually insignificant regions. A discriminator guides adversarial training to balance high visual quality with improved watermark imperceptibility and robustness.

### 3.6 Implementation of DWBench

As illustrated in Figure 2, DWBench includes five components: Dataset, Model, Watermark, Evasion, and the central coordinator component Pipeline.

**Dataset.** This component handles data loading and management. For classification tasks, DWBench accepts datasets in ImageFolder format. For generation tasks, it accepts a JSONL file to instantiate a GenFolder object. The component is flexible, supporting both loading datasets from disk and directly accepting pre-loaded dataset objects.

**Model.** This component defines the models for training and auditing. As shown in Figure 2, it supports nn.Module-like classes for classification tasks and specialized multi-model pipelines (e.g., DiffusionPipeline) for generation tasks.

**Watermark.** This component encapsulates the logic for watermark methods. Each method is implemented by subclassing the base class Watermark. This base class requires the implementation of two key interfaces: get\_watermarked\_dataset and audit\_model. This design aligns with the two main stages of the watermark process (Watermark Injection and Verification) summarized previously, while maintaining flexibility to support reproducing diverse categories of watermark methods within the same framework.

**Evasion.** This component implements strategies a model trainer might use to remove watermarks. As illustrated in the figure, these evaders are categorized by when they are applied during the training: PreEvader (e.g., data augmentation on the watermarked dataset), MidEvader (e.g., applying Differentially Private Stochastic Gradient Descent during training), and PostEvader (e.g., model pruning).

**Pipeline.** The Pipeline class serves as the central coordinator of DWBench. It instantiates the Dataset, Model, Watermark, and Evasion components and manages the entire watermark workflow across three main stages:

- **Data Preparation:** The pipeline initializes the dataset and watermark components by calling instantiate\_dataset() and instantiate\_watermark() to obtain their respective instances. Then it calls get\_watermarked\_dataset() to embed the watermark in the dataset.
- **Train & Evasion:** The pipeline instantiates the model and evasion components by calling instantiate\_model() and create\_evader\_instance(), and handles the model training process, integrating the specified evasion mechanisms.
- **Test & Audit:** Finally, it calls get\_model\_test\_result() to assess the impact of the watermark on the model’s primary task performance and get\_watermark\_audit\_result() to perform the verification, yielding the final audit results.

### 3.7 Key Features and Contributions

DWBench is a unified open-source benchmarking platform designed to comprehensively evaluate and compare dataset watermark methods. We envision its roles as follows.

- DWBench provides a unified framework with 25 built-in watermark methods, while also enabling the reproduction and evaluation of external methods under the same unified framework.
- DWBench not only supports data publishers in protecting copyright via dataset watermark, but also facilitates a comprehensive comparison of watermark methods through unified evaluation metrics.

Table 2: Summary of metrics.

Type	Metric	
Watermark Effectiveness	Model-level	VSR
	Sample-level	TPR@FPR, Bit Acc
Model Utility	BA, FID	
Dataset Distortion	PSNR	

- DWBench follows the modular design, where researchers are not limited to the built-in methods. They can flexibly use their own datasets, evasion methods, models, and configurations to construct a customized pipeline.

## 4 Experimental Settings

### 4.1 Research Questions

In this section, we perform experiments to address the following research questions.

**RQ1.** How does the performance of watermark methods vary across different categories of our proposed taxonomy?

**RQ2.** How do the watermark methods perform under different adversarial attacks?

**RQ3.** How does multi-watermark overlapping affect the verification of each watermark?

**RQ4.** In multi-user scenarios, can current watermark methods effectively verify ownership for each user?

### 4.2 Experimental Setup

We evaluate 25 representative watermark methods based on our open-source toolkit DWBench, guaranteeing the reproducibility of the results. Our assessment covers key metrics for dataset watermark and evaluates robustness under realistic adversarial, multi-watermark, and multi-user scenarios. All configurations are consistent with the original studies unless otherwise noted, to ensure fair comparisons.

**Metrics.** A major obstacle in benchmarking dataset watermarks is the heterogeneity of auditing procedures: methods share the goal of detecting training on watermarked data but report incompatible confidence metrics (e.g., p-values, success rates, custom scores), impeding fair comparison.

We address this with two standardized, task-agnostic metrics: sample significance and verification success rate (VSR). Sample significance measures per-sample separability by computing TPR at a fixed 5% FPR from detection scores (classification: paired inputs on watermarked vs. non-watermarked models; generation: scores on images from both models), without any statistical aggregation. VSR is a dataset-level, end-to-end reliability metric: across repeated, controlled trials, it is the fraction of correct binary decisions against ground truth. For each configuration, we report sample significance

(TPR in tables) and VSR, with alternative FPR thresholds supported by DWBench, and estimate VSR using five independent runs for robustness. We also assess utility: benign accuracy (BA) for classification and Fréchet Inception Distance (FID) for generation.

To ensure a fair and consistent comparison across all watermark methods, we impose a uniform constraint that the Peak Signal-to-Noise Ratio (PSNR) of watermarked samples is greater than 22. All metrics are summarized in Table 2.

**Datasets and Models.** We conduct extensive experiments on six datasets and six model architectures. For classification tasks, we evaluate on CIFAR-10, CIFAR-100, and Tiny-ImageNet using ResNet-18, VGG, and ViT backbones. For generation tasks, we use the Pokémon, CelebA, and WikiArt datasets together with Stable Diffusion V1.4, Stable Diffusion XL, and Kandinsky 2.2.

**Hyperparameter Settings.** We conduct experiments across different watermark rates (WR) for both classification (0.01% to 10%) and generation (2% to 50%) tasks, to assess watermark performance under varying watermark strengths.

**Multi-watermark Scenario.** The multi-watermark scenario simulates a realistic case where a dataset is sequentially watermarked by different intermediate dataset distributors, each using a distinct watermark method. This represents a practical, yet overlooked, challenge in existing research, reflecting complex real-world dataset distribution chains.

**Multi-user Scenario.** The multi-user scenario simulates training data being collected from different data publishers under the following two settings: In the *same watermark for multi-user* setting, we utilize one watermark method to generate unique watermarks for each user, to test its multi-user capability. In the *different watermarks for multi-user* setting, different users apply their own distinct watermark method to simulate a more realistic scenario.

Due to the differences in datasets and training settings between classification tasks and generation tasks, we conduct the experiments separately for each type of task in the following sections. We provide a detailed experimental setup for the two tasks in Appendix A.

## 5 Results for Classification Tasks

### 5.1 Watermark Effectiveness

Table 3 shows the evaluation results of watermark methods for classification tasks on CIFAR-10. More experimental results on other datasets can be found in Appendix B.1.

**Overall Performance.** For model-free methods, we observe that backdoor-based methods achieve high sample significance under commonly used settings (e.g., WR=0.01). This is because they leverage the label-image mapping for watermarking. Since this mapping is a primary learning objective, models can easily learn the backdoor.



Table 3: Effectiveness of different watermark methods for classification tasks, using ResNet18 under the CIFAR-10 dataset. The TPR results are reported under FPR=5%. The BA drop evaluates the classification accuracy drop of watermarked models compared to the benign model. Ave-PSNR measures the average difference between watermarked and original samples.

Method	WR = 0.1			WR = 0.01			WR = 0.001			WR = 0.0001			Ave-PSNR (> 22dB)
	TPR	BA Drop	VSR	TPR	BA Drop	VSR	TPR	BA Drop	VSR	TPR	BA Drop	VSR	
WANet	99.47	0.78	1.0	89.73	0.76	1.0	14.67	0.72	0.0	4.40	0.11	0.0	29.93
DVBW	92.72	0.58	1.0	92.43	0.17	1.0	92.48	0.24	1.0	89.36	0.24	1.0	30.89
AntiNeuron	8.23	0.50	1.0	9.10	0.14	1.0	9.89	0.18	0.0	10.00	1.05	0.0	24.13
DataIsotope	58.00	8.32	1.0	9.28	0.26	1.0	5.07	0.34	0.0	5.73	1.14	0.0	24.13
UBWP	93.87	1.59	1.0	91.87	0.80	1.0	7.07	0.46	0.0	5.33	0.56	0.0	25.06
DYTMark	100.00	9.34	1.0	91.73	0.23	1.0	86.67	-0.11	1.0	60.35	0.23	1.0	31.08
LBConsist	71.71	9.41	1.0	13.44	0.20	0.2	8.27	0.17	0.0	6.29	0.24	0.0	29.67
RadioActive	100.00	9.21	1.0	23.31	0.31	1.0	10.29	0.28	0.0	4.67	0.43	0.0	28.63
SleepAgent	26.71	9.66	1.0	68.62	0.10	1.0	15.33	0.09	1.0	15.60	-0.03	0.6	24.96
ImgDup	6.27	0.32	1.0	8.13	-0.05	1.0	4.00	-0.04	0.0	20.00	0.42	0.0	29.47

In contrast, model-based methods generally achieve lower sample significance. However, DYTMark stands out as an exception, achieving a high score of 91.73 at WR=0.01. We hypothesize that this strong performance stems from the role of its surrogate model. Unlike methods that use models to optimize the watermark itself, DYTMark uses its surrogate to perturb normal sample features before injection. This allows it to select fixed and robust backdoor features as watermarks, enhancing watermark learnability.

Additionally, methods like DataIsotope, DYTMark, and LBConsist exhibit a significant BA Drop at high watermark rates (*e.g.*, WR=0.1 on CIFAR-10), where most of a class’s images are watermarked. We hypothesize this occurs because their watermarks are feature-destructive, either actively hindering the learning of relevant features or acting as adversarial attacks, corrupting the model’s learning process and finally causing the entire class to be misclassified.

**Impact of Watermark Rates.** As the watermark rate decreases, all methods show a decline in performance. For most methods (7 out of 10 for classification tasks), the critical threshold lies between WR=0.01 and 0.001, beyond which their VSR drops sharply to 0.0, indicating that they are no longer capable of performing any successful audit under this condition. DVBW, DYTMark, and SleepAgent are the only three methods that successfully verified watermark existence under the low watermark situation on CIFAR-10-ResNet18 condition, showing the potential of backdoor-based approaches in such challenging scenarios.

**Impact of Different Datasets and Models.** We further conducted extensive experiments on other datasets and models (see Appendix B.1). Our analysis reveals two key findings: First, compared to the two commonly used baseline architectures, ResNet18 and VGG16, watermark methods generally exhibit significantly degraded performance on Vision Transformer models. On CIFAR-10, five methods fail to achieve

Table 4: Robustness evaluation of watermark methods for classification tasks. Results are reported under FPR=5%.

Method	No Attack	One-Hot	Perturb 0.1	Perturb 0.5
WANet	84.80	85.87	93.20	74.53
DVBW	93.73	92.80	93.87	85.60
AntiNeuron	8.23	5.38	7.47	6.53
DataIsotope	7.33	6.93	8.27	7.20
UBWP	90.80	86.93	92.40	68.40
DYTMark	91.73	91.46	92.93	82.80
LBConsist	17.60	10.67	16.53	13.47
RadioActive	22.93	14.13	22.67	18.27
SleepAgent	72.53	62.67	75.27	69.33
ImgDup	8.13	4.93	4.13	3.87

successful auditing at WR=0.01 for the ViT model. It is noteworthy that most of these are model-based methods, which suggests that model-based approaches may exhibit poor generalization when facing different model paradigms.

Second, as dataset complexity increases, the overall verification success rate declines substantially. The number of experimental settings yielding zero VSR rises from 49 on CIFAR-10 to 57 on TinyImageNet. This underscores that watermark auditing for datasets with high class diversity remains a persisting challenge.

## 5.2 Robustness in Adversarial Environment

In this section, we assess the robustness of classification watermark methods against three attacks on the model’s output: One-hot quantization, and logit perturbation at 10% (Perturb 0.1) and 50% (Perturb 0.5) levels.

From Table 4, we observe that most methods are resilient to mild output perturbations. This is because for classification tasks, the verification component of the watermark methods is often based on statistical analysis of logits, which provide a

Table 5: Multi-watermark results for different watermarking methods in classification tasks. The first part of the table shows TPR@5%FPR when the row watermark is covered by the column watermark. The second part presents the reverse setting, where the row watermark is applied after the column watermark, thereby covering it.

Method	WANet	DVBW	AntiNeuron	DataIsotope	UBWP	DYTMark	LBConsist	RadioActive	SleepAgent	ImgDup
WANet	/	92.80	81.33	77.33	79.20	76.67	83.20	91.60	7.20	92.53
DVBW	88.13	/	91.87	91.33	87.60	89.87	88.27	90.67	5.87	91.33
AntiNeuron	7.18	5.70	/	9.51	7.84	7.38	10.23	10.23	7.97	9.98
DataIsotope	4.75	5.77	5.89	/	4.79	5.24	6.01	5.27	5.14	5.00
UBWP	89.87	90.53	90.13	91.20	/	90.13	70.40	90.53	79.07	89.07
DYTMark	86.93	92.00	92.53	91.73	92.27	/	92.40	92.00	92.13	93.07
LBConsist	100.00	100.00	99.73	99.60	99.87	99.87	/	99.73	97.33	99.73
RadioActive	21.73	23.20	24.13	13.87	29.20	23.87	24.80	/	15.20	24.27
SleepAgent	29.60	74.13	23.87	58.13	83.60	60.27	89.60	59.33	/	53.86
ImgDup	10.53	5.73	8.80	7.73	4.93	6.13	5.47	4.40	4.27	/
WANet	/	86.53	81.47	84.00	91.33	93.73	89.07	87.60	67.87	74.93
DVBW	89.60	/	90.53	90.40	87.60	90.40	89.87	91.07	90.67	90.93
AntiNeuron	9.38	10.64	/	5.12	6.55	7.83	8.20	9.49	6.67	8.12
DataIsotope	5.39	6.02	4.74	/	5.37	5.13	4.74	5.00	5.14	5.53
UBWP	91.87	93.07	92.80	93.07	/	92.13	92.13	92.40	92.27	90.67
DYTMark	92.13	92.00	91.73	91.33	90.27	/	92.40	91.73	93.47	92.13
LBConsist	99.73	99.60	99.07	99.73	99.60	99.47	/	99.87	100.00	100.00
RadioActive	23.07	24.13	22.67	20.80	22.40	24.67	24.93	/	24.80	19.60
SleepAgent	42.00	79.60	84.00	64.67	24.80	10.40	87.20	83.47	/	70.00
ImgDup	8.93	9.33	7.07	8.80	10.13	8.80	5.73	5.60	6.13	/

Table 6: Multi-user results for the same watermark scenario. 1U, 2U, and 5U denote the number of enrolled users. 1F, 2F, and 5F represent results from an “independent” user (F), whose watermarked dataset was *not* used during training. Results are averaged across enrolled users.

Method	1U	1F	2U	2F	5U	5F
WANet	96.27	4.93	92.20	10.13	96.05	8.53
DVBW	90.53	7.47	95.47	7.47	92.77	2.83
AntiNeuron	8.65	5.52	9.20	4.30	10.67	5.32
DataIsotope	21.73	5.87	15.27	3.87	13.52	2.13
UBWP	84.00	6.93	88.27	11.47	87.52	84.67
DYTMark	7.60	5.60	8.73	4.00	8.53	8.13
LBConsist	93.47	8.93	99.94	17.33	71.57	13.20
RadioActive	18.00	2.00	17.94	3.60	14.40	0.13
SleepAgent	10.80	4.93	17.87	10.27	9.16	3.73
ImgDup	7.60	5.30	6.67	6.27	6.56	4.27

natural buffer against low-magnitude noise. As expected, the stronger Perturb 0.5 attack leads to a noticeable drop in TPR. However, it also leads to a notable degradation in the model’s overall classification performance, making the TPR drop less concerning in practical scenarios.

### 5.3 Multi-Watermark Scenario

In this scenario, we evaluate the impact of sequential watermark injection on watermark methods for classification tasks. All methods employ a watermark rate of 0.01, except LBConsist, which uses 0.1 to achieve a verification success rate of 1.0. Results are presented in Table 5.

Our experiments reveal complex interactions between watermarks. Nearly one-third of the experimental results exhibited counter-intuitive outcomes, where the later-deployed watermark exhibited lower TPR than when deployed first. For instance, in the DYTMark -UBWP pair, DYTMark’s sample significance decreased by 2.00 percent when deployed after UBWP compared to prior deployment.

This phenomenon is particularly pronounced for model-based watermarks. For example, when UBWP is deployed first, except for ImgDup, all model-based methods’ sample significance decreases. This occurs because UBWP injects mislabeled sample-label pairs into the dataset, thereby altering the data distribution. Consequently, surrogate models trained on them become misaligned, impairing their ability to compute watermark-relevant perturbations or signatures.

Conversely, DataIsotope similarly modifies the dataset, yet most Model-Based methods deployed after it achieved a better sample significance score than those deployed before it. This is because DataIsotope’s modifications to the dataset function as data augmentation rather than data corruption, improving generalization for later watermarking stages.

### 5.4 Multi-User Scenario

**Same Watermark Method for Multi-user.** We investigate the behavior of watermark methods when multiple users share the same watermark method but employ different configurations in Table 6.

We observe that as the user count grows, UBWP and LBConsist exhibit severe false activation, where independent (*i.e.*,

Table 7: Multi-user results for the different watermarks scenario. Each method is evaluated with its own enrolled users (U) and an independent user (F) not involved in training. Results are averaged across users.

Method	1U	1F	2U	2F	5U	5F
WANet	96.27	4.93	96.77	6.77	97.47	11.73
DVBW	90.53	7.47	92.37	5.44	86.40	5.47
AntiNeuron	8.65	5.52	15.36	4.62	7.75	3.74
DataIsotope	21.73	5.87	8.30	4.65	7.05	5.10
UBWP	84.00	6.93	85.87	20.70	87.60	9.73
DYTMarks	7.60	5.60	6.36	5.67	6.27	4.53
LBConsist	93.47	8.93	99.94	1.67	99.73	0.27
RadioActive	18.00	2.00	23.90	1.50	26.93	3.06
SleepAgent	10.80	4.93	5.63	8.33	0.13	34.53
ImgDup	7.60	5.30	6.70	4.66	6.13	4.80

non-used) users’ triggers erroneously activate watermarks, inflating their sample significance scores. This issue is particularly severe for UBWP, where the independent user achieves 84.67% TPR with five users, rendering verification unreliable. We hypothesize this occurs because UBWP’s detection relies on trigger-induced prediction randomness, and that when multiple users inject their own watermark, the model learns common patterns across the triggers, causing triggers from independent users to be confounded.

**Different Watermark Methods for Multi-user.** In Table 7, we find that when each user employs a distinct watermark method, the issue of interference from the same watermark is removed. Consequently, the independent user’s sample significance score for UBWP and LBConsist remains stable as the number of users increases. However, we observed that SleepAgent exhibits an exceptionally high independent user’s sample significance score under the five-user setting. We believe this may stem from latent interactions between different model-based watermarks, highlighting the cross-method interference problems that can arise in multi-user scenarios.

## 6 Results for Generation Tasks

### 6.1 Watermark Effectiveness

In generation tasks, watermark methods are divided into one-bit and multi-bit categories. Multi-bit methods are evaluated using bit accuracy (Bit Acc). If the Bit Acc exceeds 55, we claim that the sample is used in model training. We find that unwatermarked images yield a Bit Acc of around 50, which shows a clear distinction from watermarked images. Therefore, we consider that multi-bit methods can be evaluated using TPR@FPR, allowing comparison with one-bit methods. We only present here the experimental results on the Pokémon dataset obtained by LoRA fine-tuning Stable Diffusion V1.4. Detailed settings and results are provided in Appendix B.2.

**Overall Performance.** We conduct generation task exper-

iments on 10 one-bit and 5 multi-bit watermark methods, evaluated across three datasets and three model architectures. Table 8 presents the experimental results of one-bit and multi-bit methods. For one-bit methods, based on our taxonomy, we find that most methods pass the verification with a VSR of 1.0 under typical watermark injection rates, while the sample significance score of most model-free watermark methods is higher than that of model-based methods. Specifically, EnTruth and DiagnoB almost achieve a high score of 100.0, whereas model-based methods, especially FTShield, reach only 73.20 even at WR=0.5. We attribute this gap to the fact that most model-free methods were not originally designed to protect generative training datasets and therefore largely ignore watermark invisibility. Although we constrain all methods to have PSNR above a given threshold, the embedded patterns are still visually noticeable and can be easily removed by a cautious model trainer. In particular, for the EnTruth method, its PSNR is as low as 9.59, and we are unable to control or raise it above 22. In contrast, model-based methods are generally much more stealthy, but some of them pay for this stealthiness with degraded verification performance.

For multi-bit methods, we find that even under WR=1.0, their bit accuracy remains low, so most verifications fail. We suspect multi-bit watermarks are inherently fragile under fine-tuning, so their performance remains unsatisfactory regardless of the fine-tuning strategy employed.

**Impact of Watermark Rates.** In one-bit methods, we observe that most of them exhibit very limited effectiveness at low WR. In contrast, as the watermark rate decreases, the effectiveness of model-behavior watermark methods deteriorates the slowest. For example, EnTruth and DiagnoB can still maintain a TPR close to 100.0 even at extremely low WR. We find that adding triggers to the prompt makes it easier for the model to memorize the watermark. However, these triggers are easy to verify, and these methods suffer from poor stealthiness. The question of how to design triggers that can improve effectiveness without compromising imperceptibility remains an open problem.

**Impact of Different Datasets and Models.** We finetune diverse datasets and models to assess watermark transferability. As shown in Appendix B.2, performance varies sharply. Some methods reach TPR=100.0 at very low watermark rates in Pokémon dataset and Stable Diffusion V1.4, yet on other datasets and models, the TPR falls near zero even at WR=0.5. With Kandinsky 2.2, most methods yield VSR near 0 at WR=0.5. DwtWM stays below 5.0, GenWM below 42.0, and AdvWM and RIW below 70.0 across datasets. This stems from where signals are embedded. Low and mid-frequency watermarks tend to survive in cartoon-like data with large flat regions and repetitive textures, allowing stable detection even at low WR. In contrast, on detail-rich datasets such as CelebA and WikiArt, the model emphasizes semantic fidelity, treats watermark-like signals as noise, and suppresses them, causing TPR to approach zero.

Table 8: Effectiveness of different watermark methods for generation tasks. The TPR results are reported under FPR=5%. FID measures the quality of generated samples from watermarked models, compared to the benign model.

Method	WR=0.5			WR=0.2			WR=0.1			WR=0.02			Ave-PSNR (> 22dB)
	TPR	FID	VSR	TPR	FID	VSR	TPR	FID	VSR	TPR	FID	VSR	
DiagnoB	100.00	294.37	1.0	100.00	289.76	1.0	99.14	288.86	1.0	35.31	153.24	0.0	32.16
EnTruth	100.00	508.14	1.0	100.00	532.24	1.0	99.34	512.43	1.0	12.23	385.41	0.0	9.59
GaussWM	86.67	119.43	1.0	77.78	105.61	1.0	65.09	105.96	0.0	22.40	89.41	0.0	28.32
DwtWM	95.24	87.80	1.0	81.40	86.71	1.0	77.78	84.39	1.0	38.12	81.06	0.0	51.14
DiagnoM	39.76	139.23	0.0	5.20	91.86	0.0	2.30	80.77	0.0	0.67	76.55	0.0	32.16
AdvWM	99.24	105.51	1.0	96.46	95.63	1.0	94.67	87.97	1.0	19.33	82.49	0.0	35.16
RIW	98.21	123.30	1.0	88.14	115.81	1.0	70.64	105.08	0.0	40.61	73.04	0.0	30.36
GenWM	92.67	377.09	1.0	87.63	300.57	1.0	82.67	297.24	0.0	12.78	119.07	0.0	23.03
Siren	100.00	115.03	1.0	100.00	119.34	1.0	98.31	112.12	1.0	68.67	112.72	0.0	38.31
FTShield	73.20	78.27	0.2	39.32	75.63	0.0	32.65	69.91	0.0	14.20	57.84	0.0	34.66

Method	Bit Acc	Watermark Bit Acc Distribution								WR=1.0			Ave-PSNR (> 22dB)
		0-20	20-30	30-40	40-50	50-60	60-70	70-80	80-100	TPR	FID	VSR	
DiffShield	50.13	-	-	-	564	186	-	-	-	0.00	268.37	0.0	31.49
DwtWM	50.17	-	-	65	195	323	148	19	-	78.76	99.08	1.0	49.35
ArtiGAN	54.03	-	-	-	-	750	-	-	-	21.34	218.76	0.0	51.47
SSL	55.80	-	-	9	151	337	232	21	-	47.32	137.89	0.0	29.03
RivaGAN	62.00	-	8	52	166	399	125	-	-	38.57	80.15	0.0	42.87

Table 9: Robustness evaluation results for generation tasks. One-bit methods are measured by TPR@5%FPR, while multi-bit methods are measured by Bit Accuracy.

Method	No Att.	Crop	Rot.	Scale	Blur	JPEG	Diff	VAE	Adv
DiagnoB	100.00	88.67	98.00	70.00	46.67	88.00	89.33	18.67	70.00
EnTruth	100.00	0.00	0.00	0.67	6.00	14.67	2.00	0.00	0.67
GaussWM	93.69	12.00	5.33	6.00	6.00	12.00	23.33	6.67	7.33
DwtWM	97.22	94.67	97.33	96.67	88.67	96.67	97.33	83.33	96.67
DiagnoM	96.00	94.67	94.67	56.00	1.33	78.33	40.00	0.00	47.33
AdvWM	99.33	99.33	96.67	99.33	99.33	98.67	99.33	98.67	99.33
RIW	100.00	96.67	100.00	74.67	80.67	74.00	83.33	97.33	75.33
GenWM	98.67	96.67	98.00	97.67	94.67	96.00	98.67	97.33	98.67
Siren	100.00	94.00	94.67	86.67	59.33	98.67	98.67	87.33	90.66
FTShield	96.67	96.67	78.00	96.00	96.67	80.00	89.33	49.33	96.00
DiffShield	50.13	49.87	50.01	50.24	50.18	50.13	50.05	49.82	50.24
DwtWM	50.17	51.12	53.96	50.75	50.35	49.98	50.56	49.75	52.85
ArtiGAN	54.03	50.20	49.98	50.40	50.04	50.13	50.24	50.56	50.12
SSL	55.80	49.84	51.76	52.04	52.60	50.13	47.73	44.69	52.56
RivaGAN	62.00	49.77	50.48	42.58	38.29	51.21	52.69	42.35	41.79

## 6.2 Robustness in Adversarial Environment

We use eight different attack strategies, including image processing attacks, regeneration-based attacks, and adversarial attacks. To ensure comparability, we only use Bit Acc to evaluate multi-bit methods.

In Table 9, we conduct experiments with WR=1.0, and the results further show that regeneration-based attacks (Regen-Diff, Regen-VAE) are particularly destructive for most methods. For example, GaussWM achieves a TPR of 93.69 in the no-attack setting, but its performance rapidly drops below 25 under regeneration attacks. However, certain methods remain robust even under regeneration attacks. Representative ex-

amples include AdvWM, Siren, and GenWM, all of which maintain relatively high TPR in regeneration settings. This robustness stems from their model-based nature, relying on internal representations rather than external data, which keeps the watermark detectable even after regeneration attacks. Notably, for multi-bit watermark methods, they consistently lose information under nearly all attacks, with Bit Acc dropping to around 50, indicating extreme fragility and lack of robustness.

## 6.3 Multi-Watermark Scenario

In Table 10, we perform experiments on all one-bit watermark methods, where the watermark rate is set to 0.2 in all datasets. We observe a result similar to that of classification tasks: adding watermarks later does not necessarily lead to higher accuracy. This depends on the principles and capabilities of the two watermark methods. In generation tasks, the generation model tends to prioritize those model-based watermark methods. In the cases of Siren, RIW, and GenWM, TPR is higher than that of most combined baselines, whether the watermark is added early or late in training, likely because these methods align with model characteristics, enabling early memorization and effective embedding. We also find that combining two methods can yield higher detection than using either alone, which is unreasonable. A likely cause is pattern similarity or containment, for example, AdvWM and FTShield both inject hidden noise via surrogate models, and EnTruth may fully contain DwtWM, as DwtWM's TPR stays at 100.0 regardless of order, resulting in misleading audits. We also conduct experiments on multi-bit methods, with detailed results provided in Table 15.



Table 10: Multi-watermark results for different watermark methods in generation tasks. The structure is the same as Table 5.

Method	DiagnoB	EnTruth	GaussWM	DwtWM	DiagnoM	AdvWM	RIW	GenWM	Siren	FTShield
DiagnoB	/	9.33	76.67	99.33	/	98.95	99.33	97.33	98.67	99.33
EnTruth	0.00	/	89.33	35.33	0.00	46.66	98.00	4.66	59.33	26.66
GaussWM	53.33	6.67	/	58.67	20.00	63.33	57.33	84.67	58.00	39.33
DwtWM	30.67	100.00	52.67	/	22.00	46.00	38.00	80.67	78.00	30.67
DiagnoM	/	8.00	74.67	98.00	/	99.12	90.00	68.67	98.67	36.00
AdvWM	2.00	52.67	39.33	59.33	12.67	/	25.33	19.33	80.67	18.00
RIW	99.33	98.00	100.00	100.00	100.00	100.00	/	100.00	99.33	99.33
GenWM	69.33	51.33	99.33	100.00	98.67	86.32	76.00	/	100.00	72.66
Siren	98.00	98.66	35.33	100.00	98.00	81.33	68.00	96.66	/	81.33
FTShield	28.67	36.67	86.67	78.00	18.67	99.33	44.67	92.67	90.00	/
DiagnoB	/	100.00	96.00	99.33	/	98.00	99.33	70.67	99.33	98.67
EnTruth	38.00	/	49.33	60.00	40.66	54.00	21.30	0.00	58.67	26.67
GaussWM	43.33	77.33	/	60.00	45.33	62.67	83.30	2.67	58.67	59.33
DwtWM	52.00	100.00	50.00	/	53.33	76.67	17.33	4.00	82.67	60.67
DiagnoM	/	100.00	41.33	6.70	/	5.33	90.00	97.33	99.33	21.33
AdvWM	1.62	98.00	17.33	75.33	0.21	/	52.00	6.67	89.33	89.33
RIW	100.00	48.00	94.66	71.33	97.30	50.00	/	98.66	100.00	92.67
GenWM	1.33	0.67	6.70	8.00	3.30	9.33	9.33	/	2.00	9.33
Siren	41.33	98.67	37.33	100.00	42.67	88.67	100.00	100.00	/	91.33
FTShield	33.33	50.00	55.33	30.67	16.00	37.33	40.00	85.33	94.00	/

Table 11: Multi-user results for the same watermark scenario. One-bit methods use TPR@5%FPR as the metric (top), and multi-bit methods use bit accuracy (bottom). Multi-user settings are the same as Table 6.

Method	1U	1F	2U	2F	5U	5F
DiagnoB	98.00	0.67	97.67	2.67	98.53	14.67
EnTruth	94.00	6.67	76.34	53.33	59.60	54.67
GaussWM	35.33	9.10	48.34	13.67	66.27	32.67
DwtWM	36.00	6.50	54.34	26.00	41.73	44.67
AdvWM	68.00	0.12	95.34	42.67	90.40	43.33
DiffShield	49.45	50.25	49.82	50.20	50.06	50.00
DwctWM	58.30	50.22	49.47	49.78	49.58	49.60
ArtiGAN	51.49	49.12	51.67	49.14	50.65	49.14
SSL	54.40	51.43	53.02	51.09	52.23	51.78
RivaGAN	52.09	49.36	50.35	49.93	51.08	47.39

Table 12: Multi-user results for different watermarks. Settings are consistent with prior one-bit experiments.

Method	1U	1F	2U	2F	5U	5F
DiagnoB	98.00	0.67	89.00	1.20	87.33	0.67
EnTruth	94.00	6.00	71.17	13.31	86.67	10.66
GaussWM	35.33	9.10	31.67	6.84	19.33	6.00
DwtWM	36.00	6.50	35.60	5.33	23.33	5.33
AdvWM	68.00	0.12	64.33	5.83	38.00	1.67
DiffShield	49.45	50.25	49.64	49.95	49.46	49.95
DwctWM	58.30	50.22	52.68	50.07	49.81	50.27
ArtiGAN	51.49	49.12	51.15	49.11	51.06	49.21
SSL	54.40	51.43	54.17	51.47	53.39	51.88
RivaGAN	52.09	49.36	51.41	49.46	52.50	47.39

## 6.4 Multi-User Scenario

**Same Watermark for Multi-user.** In Table 11, as the number of users increases, the TPR of most one-bit methods rises. This is because such model-behavior watermark methods apply the same watermark to different images while using distinct trigger words to differentiate users. With more users, the overall watermark proportion in the training set increases, making it easier for the model to learn the watermark. In contrast, under the multi-bit setting, increasing the number of users reduces sample significance, and some methods even fail at low watermark rates or with limited data due to interference between different bits.

**Different Watermarks for Multi-user.** In Table 12, increasing the number of users leads to a drop in TPR. With a fixed watermark rate, different watermark signals interfere with each other, significantly weakening performance. Detailed results are shown in Table 17.

## 7 Takeaways

**There is no one-size-fits-all solution for dataset copyright auditing.** The applicability of watermark methods depends on the specific task. Model-free methods excel in effectiveness, achieving high VSR and sample significance, but at the cost of reduced stealthiness and model performance. Model-based methods, while more sophisticated, offer better stealthiness, but may still cause performance degradation.

Currently, no “universal” watermark method performs optimally in all scenarios, so the choices should depend on the specific requirements of the task, balancing stealthiness, performance, and verification complexity.

**Verifying watermarks at low rates continues to be a challenging problem.** Effective watermark verification under low watermark rates is essential for users who do not control the entire dataset, such as creators of online content, to achieve effective copyright protection, as well as large dataset owners. Our experiments reveal that at very low watermark rates, almost all current methods do not reliably verify both classification and generation tasks, posing a challenge to their practical deployment.

**Existing techniques inadequately support scenarios involving multiple watermarks and multiple users.** Our experiments in multi-watermark and multi-user scenarios highlight critical weaknesses in existing methods. We find that some methods, particularly model-based ones, become unstable when other watermarks are embedded in the same dataset, as their embedding mechanisms are often sensitive to the data’s underlying statistical properties. Conversely, certain methods, especially those relying on model-free, exhibit a high false positive rate for “independent” users, making accurate ownership attribution impossible. Therefore, it is crucial for future research to develop watermark methods that are both stable and reliable in these scenarios.

**Balancing robustness with stealthiness is difficult.** Most watermark methods cannot withstand complex and strong robustness attacks, and some methods with stronger robustness often introduce distortions, which directly compromise the watermark’s stealthiness, making it more detectable. Moreover, designs that overly emphasize robustness may improve resistance to specific attack types but can also introduce additional image distortions, affecting the overall performance of the model. Therefore, enhancing robustness remains a key challenge in watermark design.

**Multi-bit watermarks are suffering from performance bottlenecks.** In generation tasks, particularly in fine-tuning settings, multi-bit watermark methods often suffer from low verification accuracy. Many traditional approaches fail when applied to generation models, primarily because of the high sensitivity of these models to conventional watermark mechanisms. Although one-bit methods provide more robust binary verification, they are inherently limited in payload capacity and thus insufficient for use cases that demand user-specific or high-resolution attribution.

**Non-destructive watermark method as a promising future direction.** As shown in [Section 5.1](#), feature-destructive watermark methods are fundamentally harmful to the performance of the model’s primary task. However, we observe that certain watermark methods maintain strong main-task accuracy at high watermark rates. We attribute this to their non-destructive watermark strategies, which preserve the original data semantics without introducing harmful perturbations. Such approaches are critical for ensuring dataset utility and the benign impact of the watermark and should be a focus of future research.

## 8 Related Work

Shao *et al.* proposed DATABench [32], which pioneers the evaluation of dataset auditing methods from an adversarial perspective. They provide a comprehensive benchmark with a suite of evasion and forgery attacks. Its main focus is on assessing the adversarial robustness of the existing auditing methods optimized for classification tasks.

Our study broadens the scope of deep learning tasks and evaluates watermark performance in two intricate real-world situations: multi-watermark and multi-user.

From a broader perspective, several works have surveyed the landscape of data protection. Du *et al.* [7] systematizes the field of dataset copyright auditing by categorizing existing methods and analyzing their core assumptions and capabilities. Ren *et al.* [30] surveys the copyright challenges in Generative AI by considering the perspectives of both data publishers and model trainers. Similarly, Mökander *et al.* [25] introduce a three-layer approach to auditing large language models, providing a framework to comprehensively address their technical and ethical risks.

Concurrently, the field of dataset auditing is expanding into specialized tasks like facial recognition [2] and reinforcement learning [6]. The emergence of these task-specific solutions further underscores the need for a unified benchmark to systematically compare the growing variety of methods across diverse settings.

## 9 Conclusion

This paper establishes a two-layer taxonomy for categorizing existing dataset watermark methods. Based on the taxonomy, we propose DWBench, the first comprehensive benchmark for evaluating watermark methods for dataset copyright auditing, supported by a unified verification framework and the new metric of sample significance to ensure consistent and comparable evaluation. Our study covers 25 representative watermark methods for both classification and generation tasks, and evaluates them through extensive experiments on complex, real-world scenarios.

Our assessment based on DWBench offers critical insights into the existing status of watermark techniques for dataset copyright auditing. We find an inherent trade-off between model performance and watermark effectiveness, as many watermark methods proved to be destructive to the model’s primary task. In addition, achieving a high verification success rate with a low watermark rate remains a significant challenge that few methods have successfully addressed. Most critically, our findings reveal that existing methods are often ill-equipped to handle complex, real-world scenarios, suffering from performance degradation and high false positives in multi-user and multi-watermark situations. These results highlight a significant gap between theory and practice, underscoring the urgent need for more robust and reliable solutions.

## References

- [1] BRITTAİN, B. Apple Sued Over Use of Copyrighted Books to Train Apple Intelligence. *Reuters* (2025).
- [2] CHEN, M., ZHANG, Z., WANG, T., BACKES, M., AND ZHANG, Y. FACE-AUDITOR: Data Auditing in Facial Recognition Systems. In *USENIX Security* (2023).
- [3] CHEN, X., LIU, C., LI, B., LU, K., AND SONG, D. Targeted Backdoor Attacks on Deep Learning Systems Using Data Poisoning. *arXiv preprint* (2017).
- [4] CUI, Y., REN, J., LIN, Y., XU, H., HE, P., XING, Y., LYU, L., FAN, W., LIU, H., AND TANG, J. Ft-Shield: A Watermark against Unauthorized Fine-Tuning in Text-to-Image Diffusion Models. In *SIGKDD* (2025).
- [5] CUI, Y., REN, J., XU, H., HE, P., LIU, H., SUN, L., XING, Y., AND TANG, J. Diffusionshield: A Watermark for Copyright Protection against Generative Diffusion Models. *arXiv preprint* (2023).
- [6] DU, L., CHEN, M., SUN, M., JI, S., CHENG, P., CHEN, J., AND ZHANG, Z. ORL-AUDITOR: Dataset Auditing in Offline Deep Reinforcement Learning. In *S&P* (2024).
- [7] DU, L., ZHOU, X., CHEN, M., ZHANG, C., SU, Z., CHENG, P., CHEN, J., AND ZHANG, Z. SoK: Dataset Copyright Auditing in Machine Learning Systems. In *S&P* (2025).
- [8] ELGAMMAL, A., LIU, B., ELHOSEINY, M., AND MAZZONE, M. CAN: Creative Adversarial Networks, Generating "Art" by Learning about Styles and Deviating from Style Norms. *arXiv preprint* (2017).
- [9] GEIPING, J., FOWL, L., HUANG, W. R., CZAJA, W., TAYLOR, G., MOELLER, M., AND GOLDSTEIN, T. Witches' Brew: Industrial Scale Data Poisoning via Gradient Matching. In *ICLR* (2021).
- [10] GOODFELLOW, I. J., POUGET-ABADIE, J., MIRZA, M., XU, B., WARDE-FARLEY, D., OZAI, S., COURVILLE, A., AND BENGIO, Y. Generative Adversarial Nets. In *NeurIPS* (2014).
- [11] GRYNBAUM, M. M., AND MAC, R. The Times Sues OpenAI and Microsoft over AI Use of Copyrighted Work. *The New York Times* (2023).
- [12] GU, T., DOLAN-GAVITT, B., AND GARG, S. BadNets: Identifying Vulnerabilities in the Machine Learning Model Supply Chain. *arXiv preprint* (2017).
- [13] HE, K., ZHANG, X., REN, S., AND SUN, J. Deep Residual Learning for Image Recognition. In *CVPR* (2016).
- [14] HO, J., JAIN, A., AND ABBEEL, P. Denoising Diffusion Probabilistic Models. In *NeurIPS* (2020).
- [15] HUANG, Z., GONG, N. Z., AND REITER, M. K. A General Framework for Data-Use Auditing of ML Models. In *SIGSAC* (2024).
- [16] KINGMA, D. P., AND WELING, M. Auto-Encoding Variational Bayes. *arXiv preprint* (2013).
- [17] LI, B., WEI, Y., FU, Y., WANG, Z., LI, Y., ZHANG, J., WANG, R., AND ZHANG, T. Towards Reliable Verification of Unauthorized Data Usage in Personalized Text-to-Image Diffusion Models. In *S&P* (2025).
- [18] LI, Y., BAI, Y., JIANG, Y., YANG, Y., XIA, S.-T., AND LI, B. Untargeted Backdoor Watermark: Towards Harmless and Stealthy Dataset Copyright Protection. In *NeurIPS* (2022).
- [19] LI, Y., MA, L., ZHONG, Z., LIU, F., CHAPMAN, M. A., CAO, D., AND LI, J. Deep Learning for Lidar Point Clouds in Autonomous Driving: A Review. *IEEE Transactions on Neural Networks and Learning Systems* (2020).
- [20] LI, Y., ZHU, M., YANG, X., JIANG, Y., WEI, T., AND XIA, S.-T. Black-Box Dataset Ownership Verification via Backdoor Watermarking. *IEEE Transactions on Information Forensics and Security* (2023).
- [21] LITJENS, G., KOOL, T., BEJNORDI, B. E., SETIO, A. A. A., CIOMPI, F., GHAFORIAN, M., VAN DER LAAK, J. A., VAN GINNEKEN, B., AND SÁNCHEZ, C. I. A Survey on Deep Learning in Medical Image Analysis. *Medical Image Analysis* (2017).
- [22] LUO, G., HUANG, J., ZHANG, M., QIAN, Z., LI, S., AND ZHANG, X. Steal My Artworks for Fine-Tuning? A Watermarking Framework for Detecting Art Theft Mimicry in Text-to-Image Models. *arXiv preprint* (2023).
- [23] MA, Y., ZHAO, Z., HE, X., LI, Z., BACKES, M., AND ZHANG, Y. Generative Watermarking against Unauthorized Subject-Driven Image Synthesis. *arXiv preprint* (2023).
- [24] MAESEN, P., İŞLER, D., LAOUTARIS, N., AND ERKIN, Z. Image Watermarking for Machine Learning Datasets. In *DEC* (2023).
- [25] MÖKANDER, J., SCHUETT, J., KIRK, H. R., AND FLORIDI, L. Auditing Large Language Models: A Three-Layered Approach. *AI and Ethics* (2024).
- [26] NGUYEN, A., AND TRAN, A. WaNet - Imperceptible Warping-based Backdoor Attack. In *ICLR* (2021).
- [27] ORTUTAY, B. Judge Approves \$1.5 Billion Copyright Settlement Between AI Company Anthropic and Authors. *AP News* (2025).
- [28] PALLADA, A., RAJI, I. D., BENDER, E. M., DENTON, E., AND HANNA, A. Data and Its (Dis) Contents: A Survey of Dataset Development and Use in Machine Learning Research. *Patterns* (2021).
- [29] REN, J., CUI, Y., CHEN, C., SEHWAG, V., XING, Y., TANG, J., AND LYU, L. EnTruth: Enhancing the Traceability of Unauthorized Dataset Usage in Text-to-Image Diffusion Models with Minimal and Robust Alterations. *arXiv preprint* (2024).
- [30] REN, J., XU, H., HE, P., CUI, Y., ZENG, S., ZHANG, J., WEN, H., DING, J., HUANG, P., LYU, L., ET AL. Copyright Protection in Generative AI: A Technical Perspective. *arXiv preprint* (2024).
- [31] SABLAYROLLES, A., DOUZE, M., SCHMID, C., AND JÉGOU, H. Radioactive Data: Tracing through Training. In *ICML* (2020).
- [32] SHAO, S., LI, Y., ZHENG, M., HU, Z., CHEN, Y., LI, B., HE, Y., GUO, J., ZHANG, T., TAO, D., ET AL. Databench: Evaluating Dataset Auditing in Deep Learning from an Adversarial Perspective. *arXiv preprint* (2025).
- [33] SIMONYAN, K., AND ZISSERMAN, A. Very Deep Convolutional Networks for Large-Scale Image Recognition. *arXiv preprint* (2014).
- [34] SOURİ, H., FOWL, L., CHELLAPPA, R., GOLDBLUM, M., AND GOLDSTEIN, T. Sleeper Agent: Scalable Hidden Trigger Backdoors for Neural Networks Trained from Scratch. In *NeurIPS* (2022).
- [35] SZEGEDY, C., ZAREMBA, W., SUTSKEVER, I., BRUNA, J., ERHAN, D., GOODFELLOW, I., AND FERGUS, R. Intriguing Properties of Neural Networks. *arXiv preprint* (2013).
- [36] TAN, M., WANG, T., AND JHA, S. A Somewhat Robust Image Watermark against Diffusion-Based Editing Models. *arXiv preprint* (2023).

- [37] TANG, R., FENG, Q., LIU, N., YANG, F., AND HU, X. Did You Train on My Dataset? Towards Public Dataset Protection with Cleanlabel Backdoor Watermarking. *SIGKDD Explorations Newsletter* (2023).
- [38] TURNER, A., TSIPRAS, D., AND MADRY, A. Label-Consistent Backdoor Attacks. *arXiv preprint* (2019).
- [39] WANG, S., ZHU, Y., TONG, W., AND ZHONG, S. Detecting Dataset Abuse in Fine-Tuning Stable Diffusion Models for Text-to-Image Synthesis. *arXiv preprint* (2024).
- [40] WANG, Z., CHEN, C., LYU, L., METAXAS, D. N., AND MA, S. Diagnosis: Detecting Unauthorized Data Usages in Text-to-Image Diffusion Models. In *ICLR* (2024).
- [41] WENGER, E., LI, X., ZHAO, B. Y., AND SHMATIKOV, V. Data Isotopes for Data Provenance in DNNs. In *PETS* (2024).
- [42] YU, N., SKRIPNIUK, V., ABDELNABI, S., AND FRITZ, M. Artificial Fingerprinting for Generative Models: Rooting Deepfake Attribution in Training Data. In *ICCV* (2021).
- [43] ZOU, Z., GONG, B., AND WANG, L. Anti-Neuron Watermarking: Protecting Personal Data against Unauthorized Neural Networks. In *ECCV* (2022).

## A Detailed Experimental Setup

### A.1 Setup for Classification Tasks

**Datasets and Models.** As stated in Section 4.2, we conducted experiments on 3 datasets and 3 models for the classification task. Our main experiments focus on the ResNet-18 model trained on the CIFAR-10 dataset. To assess the generalization of the watermark methods, we also conduct experiments on the remaining eight dataset-model pairings. The detailed results for other experiments can be found in Figure 3. For CIFAR-10 and CIFAR-100, we use the original 32×32 images for both training and testing. For TinyImageNet, all images are resized to 64×64.

**Training Setting.** Models are trained for 100 epochs (ResNet-18, VGG-16) or 200 epochs (ViT) with a batch size of 512 on CUDA. ResNet/VGG use SGD (LR=0.1, MultiStepLR at 50/70/90), and ViT uses AdamW (LR= $5 \times 10^{-4}$ , CosineAnnealingLR with 10 warmup epochs). Model performance is evaluated on the full test set; for watermark auditing, sample significance uses up to 150 random test samples per model to compute, and VSR is calculated following the original protocols.

### A.2 Setup for Generation Tasks

**Datasets.** In our experiments, we use a dataset of 833 Pokémon images and, additionally, two subsets of 1,000 images with textual descriptions drawn from CelebA and WikiArt. All images are resized to 512 × 512, ensuring the evaluation covers both stylized generation and tasks requiring realism and semantic alignment.

Table 13: Detailed per-user sample significance results for Table 6, under 2 users and 5 users setting.

Method	2A	2B	5A	5B	5C	5D	5E
WANet	93.87	90.53	97.87	98.93	99.20	93.73	90.53
DVBW	94.00	96.93	88.67	96.67	91.33	92.67	94.53
AntiNeuron	7.15	11.25	8.52	12.40	8.42	10.70	13.33
DataIsotope	17.47	13.07	15.20	13.87	13.60	13.07	11.87
UBWP	87.60	88.93	88.13	90.80	90.00	83.20	85.46
DYTMark	7.73	9.73	8.00	9.73	8.53	5.33	11.07
LBConsist	100.00	99.87	40.53	19.20	99.60	98.53	100.00
RadioActive	18.00	17.87	14.53	16.53	16.93	15.07	8.93
SleepAgent	22.67	13.07	8.40	14.67	6.40	8.40	13.37
ImgDup	7.20	6.13	7.87	5.47	7.20	6.40	5.87

Table 14: Detailed per-user results when 2 users are leveraged for Table 7.

Method	WANet	DVBW	AntiNeuron	DataIsotope	UBWP
WANet	/	6.13	6.67	9.06	5.20
DVBW	5.07	/	5.07	5.07	6.53
AntiNeuron	4.83	4.87	/	3.87	4.92
DataIsotope	4.60	5.00	4.50	/	4.48
UBWP	20.13	26.27	16.13	20.27	/

Method	DYTMark	LBConsist	RadioActive	SleepAgent	ImgDup
DYTMark	/	3.73	7.06	4.67	7.20
LBConsist	0.00	/	0.53	3.20	2.93
RadioActive	1.60	1.06	/	0.67	2.67
SleepAgent	15.73	2.93	5.73	/	8.93
ImgDup	4.53	5.86	4.53	3.73	/

Table 15: Multi-watermark evaluation results of different multi-bit watermark methods for the generation task. The table is divided into two sections, following the same setup as the one-bit methods.

Method	DiffShield	DwctWM	ArtiGAN	SSL	RivaGAN
DiffShield	/	49.46	49.51	49.44	49.54
DwctWM	46.88	/	50.17	43.39	52.04
ArtiGAN	50.13	51.35	/	50.88	52.02
RivaGAN	51.00	49.04	49.29	54.31	/

DiffShield	/	49.98	51.15	55.04	51.02
DwctWM	49.45	/	40.58	49.98	47.96
ArtiGAN	49.47	51.62	/	51.14	51.73
RivaGAN	49.44	60.27	58.73	57.69	/



Table 16: Detailed per-user sample significance results for Table 11, under 2 users and 5 users setting.

Method	2A	2B	5A	5B	5C	5D	5E
GaussWM	44.67	52.00	66.00	75.33	58.67	68.67	62.67
DwtWM	64.00	44.67	44.67	48.67	35.33	44.67	35.33
AdvWM	96.00	94.67	90.67	94.67	86.67	91.33	88.67
EnTruth	76.00	76.67	59.33	59.33	60.67	62.67	56.00
DiagnoB	98.00	97.33	99.33	98.67	96.67	99.33	98.67
DiffShield	49.44	50.20	49.45	50.19	50.51	50.00	50.16
SSL	52.53	53.51	53.61	50.80	45.45	57.67	53.61
RivaGAN	52.02	48.67	52.76	48.42	52.56	52.35	49.31
DwctWM	54.76	44.19	50.54	46.68	50.08	49.26	51.36
ArtiGAN	51.07	52.26	51.19	52.09	50.30	51.14	48.53

Table 17: Detailed per-user results when 2 users are leveraged for Table 12.

Method	GaussWM	DwtWM	AdvWM	EnTruth	DiagnoB
GaussWM	/	35.33	39.33	18.00	34.00
DwtWM	32.00	/	36.67	37.33	36.00
AdvWM	64.67	65.33	/	69.33	58.00
EnTruth	59.33	61.33	72.67	/	91.33
DiagnoB	86.67	96.67	96.00	76.67	/
Method	DiffShield	SSL	RivaGAN	DwctWM	ArtiGAN
DiffShield	/	49.44	49.47	49.45	49.54
SSL	52.58	/	54.56	54.79	54.73
RivaGAN	51.87	49.81	/	52.03	51.94
DwctWM	49.08	51.85	52.62	/	57.17
ArtiGAN	50.95	51.25	51.09	51.34	/

**Training Setting.** We fine-tune Stable Diffusion V1.4, Stable Diffusion XL, and Kandinsky 2.2 via LoRA to simulate diverse scenarios and analyze watermark performance under varying distributions and strategies. To balance quality and runtime, we train Stable Diffusion V1.4 for 100 epochs with  $LR=1 \times 10^{-4}$ . We train Stable Diffusion XL for 50 epochs, and for Kandinsky 2.2, the decoder for 50 and the prior for 30 epochs. Each experiment generates images from 150 prompts to ensure statistical reliability.

**Attack Setting.** We consider eight representative attacks. Specifically, we adopt five standard image processing attacks, including cropping, rotation, rescaling, Gaussian blur, and JPEG compression; two regeneration-based attacks, namely Regen-Diff and Regen-VAE; and one adversarial attack, *i.e.*, adversarial embedding. These attacks comprehensively cover common distortions, model regeneration, and adversarial manipulations, thereby providing a broad assessment of watermark robustness.

## B Additional Experiment Results

### B.1 Additional Results for Classification Tasks

For the classification task, Figure 3 presents the experimental results on different watermark rates for all the other datasets and models not covered in our main text.

Table 13 presents detailed results of the sample significance score for each user under the multi-user scenario, where the same watermark method is applied to different users. Table 14 shows the results of different watermark methods when applied individually to each user in the two-user scenario.

### B.2 Additional Results for Generation Tasks

Figure 4 shows the watermark performance of Pokémon, CelebA, and WikiArt under Lora fine-tuning at different watermark rates and models. The results indicate that different datasets and models’ fine-tuning methods can impact the sample significance of the watermark and the model’s ability to verify it. Therefore, when designing methods, it is crucial to consider the transferability of the watermark.

In Table 15, we conduct experiments on multi-bit methods in the multi-watermark scenario. We find that the second watermark largely overwrites the first, unlike one-bit methods. One-bit methods embed small amounts of information with simple structures, while multi-bit methods use larger image regions, making them more prone to interference. We also observe that model-free watermark methods have nearly destroyed performance, regardless of whether the watermark is applied first or second. For example, in the ArtiGAN-DwctWM combination, the bit accuracy of DwctWM (model-free) is only 40.58.

Table 16 presents detailed data for the same watermark method across different users. Table 17 displays detailed data for two users with different watermark methods. We find that when using different triggers, the sample significance of different users also varies. In the case of GaussWM, we observe that, whether in a two-user or five-user scenario, the TPR for User B was consistently higher than that of User A. This is because different triggers have varying abilities to activate the model. Selecting an appropriate trigger is crucial because it directly influences the watermark’s robustness and the model’s ability to verify it effectively.

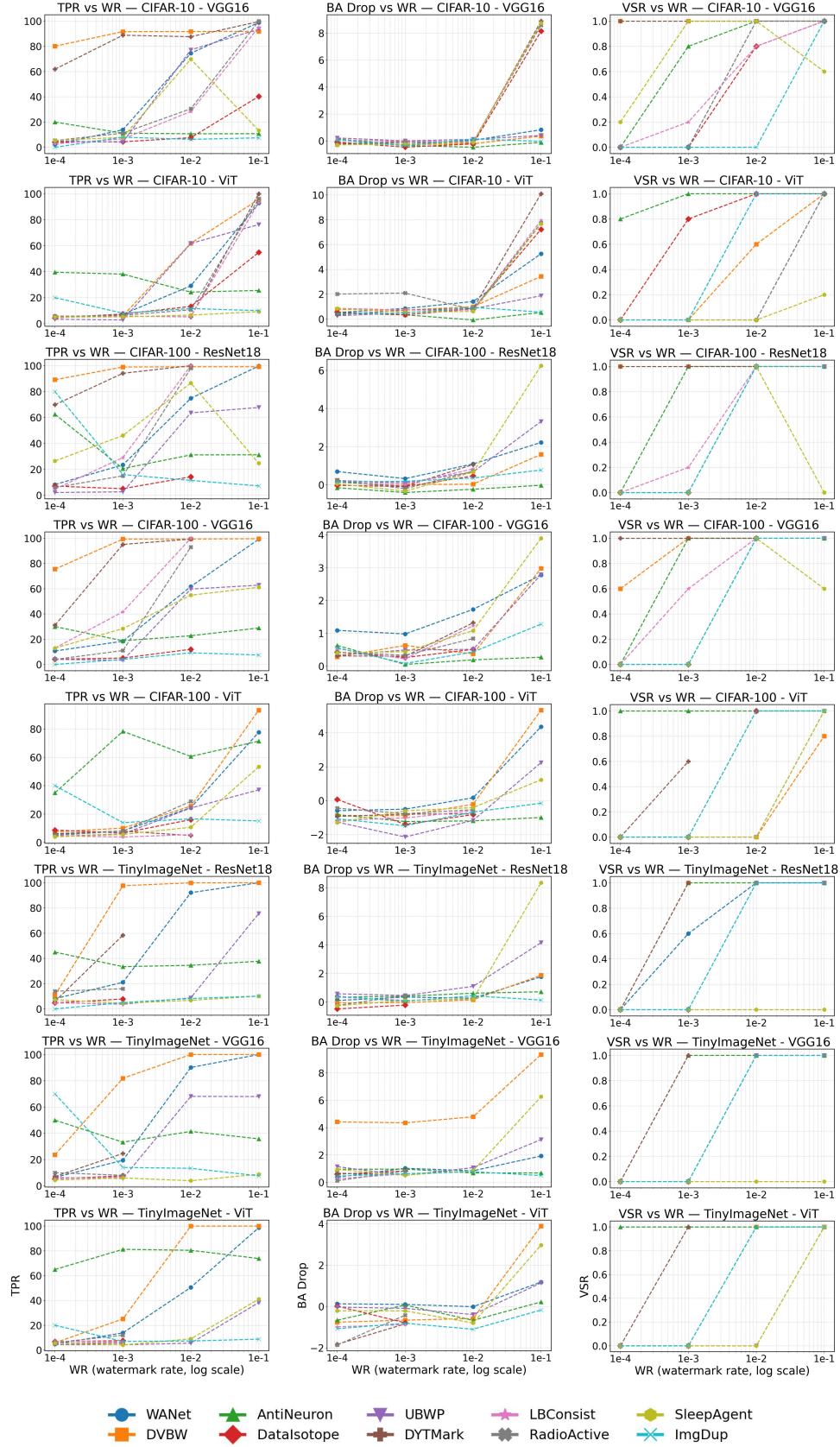


Figure 3: Experiment results of different watermark methods for classification tasks on CIFAR-10, CIFAR-100, and TinyImageNet.

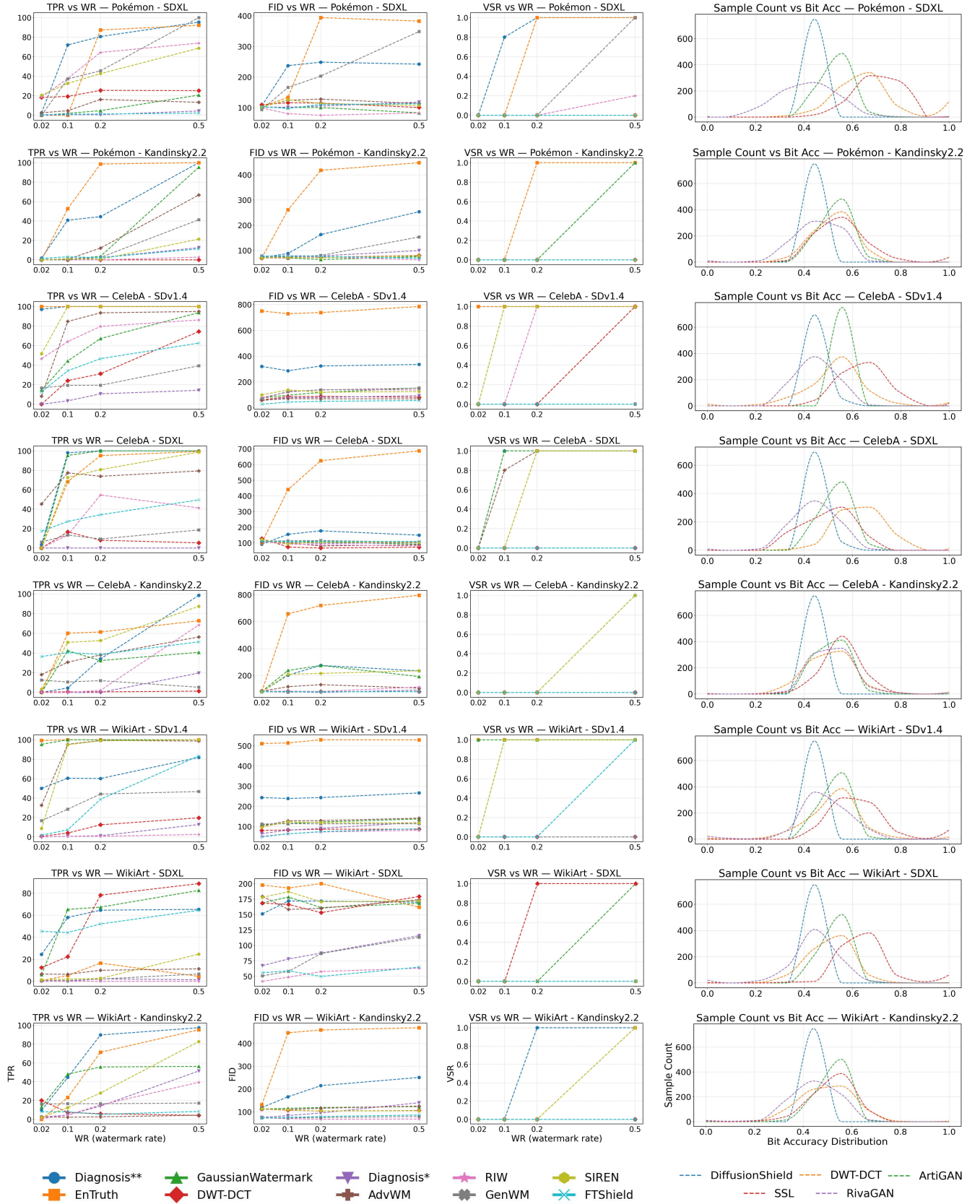


Figure 4: Experiment results of different watermark methods for generation tasks on Pokémon, CelebA, and WikiArt.