

TrustMee: Self-Verifying Remote Attestation Evidence

Parsa Sadri Sinaki
parsa.sadrisinaki@aalto.fi
Aalto University

Zainab Ahmad
zainabahmad1511@gmail.com
Ericsson Research
Aalto University

Wentao Xie
wentao.xie22@gmail.com
Ericsson Research
Aalto University

Merlijn Sebrechts
merlijn.sebrechts@ugent.be
Ghent University
imec

Jimmy Kjällman
jimmy.kjallman@ericsson.com
Ericsson Research

Lachlan J. Gunn
lachlan@gunn.ee
Aalto University

Abstract

Hardware-secured remote attestation is essential to establishing trust in the integrity of confidential virtual machines (cVMs), but is difficult to use in practice because verifying attestation evidence requires the use of hardware-specific cryptographic logic. This increases both maintenance costs and the verifiers' trusted computing base.

We introduce the concept of *self-verifying* remote attestation evidence. Each attestation bundle includes verification logic as a WebAssembly component signed by a trusted party. This approach transforms evidence verification into a standard code-signing problem: the verifier checks the signature on the embedded logic and then executes it to validate the evidence. As a result, verifiers can validate attestation evidence without any platform-specific knowledge.

We implement this concept as TrustMee, a platform-agnostic verification driver for the Trustee framework. We demonstrate its functionality with self-verifying evidence for AMD SEV-SNP and Intel TDX attestations, producing attestation claims in the standard EAT Attestation Result (EAR) format.

1 Introduction

Remote attestation allows verifiers to assess the integrity and authenticity of a remote device. It is a key component of **Confidential Computing (CC)**, allowing sensitive workloads to run within untrusted infrastructure. It achieves this by providing cryptographically-verifiable evidence that the computation runs inside a hardware-isolated **Trusted Execution Environment (TEE)** [20], and so is isolated from other workloads as well as the hypervisor and the **Cloud Service Provider (CSP)** operational staff.

The security of remote attestation depends on a chain of trust rooted in the attester's hardware. Each **TEE** platform has its own attestation format, protocols, and verification libraries, so verifying attestations requires hardware-dependent logic for every **TEE** platform that the verifier may interact with. As

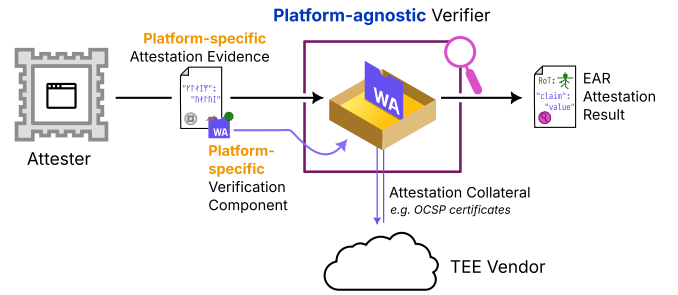


Figure 1: TrustMee removes the need for platform-specific code in the verifier by bundling signed verification logic with the evidence. A generic verifier checks the signature and then uses the component to process the evidence, turning the problem of verification into a problem of code signing.

well as creating significant integration challenges [4], hard-coding verification logic into the verifier reduces the ability of system designers to switch between or upgrade their hardware platforms, as backwards-incompatible functionality cannot be used until all possible verifiers have been upgraded.

We propose TrustMee, a *platform-agnostic* attestation verifier, shown in Figure 1, that *eliminates the need for hardcoded platform-specific verification logic* without sacrificing security or performance.

TrustMee takes advantage of WebAssembly to enable *self-verifying* attestation evidence. Instead of hardcoding the verifier with hardware-specific verification logic for each **TEE** platform, the attesting **TEE** supplies a certified WebAssembly component that implements its platform-specific verification logic. TrustMee then combines the component's verification output with platform-agnostic processing to return a signed attestation result in the standard **EAT Attestation Result (EAR)** format [25]. The verifier service then only needs to 1. authenticate components provided by the attestation request (e.g., by checking a signature) and 2. execute it inside the WebAssembly sandbox. All platform-specific parsing and cryptographic checks are delegated to this verification com-

ponent, which is sandboxed by the runtime, thus eliminating the ability of a compromised verifier plugin to impersonate other platforms, or to compromise the attestation verifier as a whole.

Existing frameworks, such as Veraison [50] and Trustee [21] break verification into reusable TEE-specific plugins. In these plugin-based systems, framework authors or users write and deploy verifier plugins that run inside the verifier’s trusted computing base (TCB). This has two drawbacks: 1. verifier operators must keep these plugins up-to-date for every supported attester’s hardware platform, and 2. any bug or backdoor in a plugin can compromise the verifier, which by its very nature must perform operations on untrusted data—e.g., certificate parsing—that have historically been a significant source of vulnerabilities [10, 55].

TrustMee enables a platform-agnostic attestation mechanism that supports adding new TEE platforms without increasing the verifier’s TCB or requiring verifier modifications, shifting TEE-platform-specific maintenance and deployment from the verifier to the TEE platform developer.

Our contributions are as follows:

- TrustMee: an architecture for self-verifying remote attestation evidence, in which the attesting TEE supplies the code needed to verify its attestation evidence.
- An implementation of TrustMee for the Trustee framework, along with verification components for AMD Secure Encrypted Virtualization - Secure Nested Paging (SEV-SNP) and Intel Trust Domain Extensions (TDX) attestation evidence.
- Security and performance analysis of TrustMee, demonstrating that TrustMee can securely verify attestation evidence with low overhead.

2 Background

This section introduces preliminary knowledge of fundamental concepts involved in this work.

2.1 Remote Attestation

Remote attestation is a security mechanism in which a prover (attester) sends evidence of its state to a remote verifier [20]. In trusted computing systems, the prover collects measurements of its configuration and reports them as evidence so the verifier can assess authenticity and integrity [11]. In CC and TEEs, this is often essential to ensure the communication endpoint is a genuine node running a trusted configuration, such as specific software inside a TEE [2]. When the prover is software running in a TEE, it typically derives cryptographic measurements of the code and other TEE-specific digests, then signs these claims with a hardware-protected key to produce evidence for verification. After successful verification, a

client can safely provision secrets or sensitive workloads to the TEE, without needing to trust the underlying host environment to avoid unauthorized access or tampering [36].

Remote Attestation procedureS (RATS) is an IETF framework that has been developed to provide a general model and terminology for remote attestation [12]. We follow the IETF RATS model for remote attestation. An Attester running inside a TEE produces signed evidence about its configuration; a Verifier appraises this evidence using endorsements and reference values; and a Relying Party consumes the resulting appraisal. Additional roles such as Endorsers and Reference Value Providers supply trusted input to the Verifier. Verifier Owner is the entity that configures the appraisal policy for the Verifier and Relying Party Owner is the entity that manages the appraisal policy for the Relying Party.

Remote Attestation of AMD SEV-SNP TEEs. In SEV-SNP, the guest requests a signed attestation report from the AMD Secure Processor; verifiers validate the report’s signature (VCEK/VLEK) and appraise selected fields against vendor endorsements and local policy [5, 6, 19, 43, 49].

Remote Attestation of Intel TDX TEEs. In TDX, a quoting enclave produces a signed Trust Domain (TD) Quote binding the TD’s measurements to an attestation key; verifiers validate the quote and using a certificate chain and compare measurements against expected values [19, 26, 32, 49].

2.2 EAT Attestation Results

The EAT Attestation Result (EAR) [25] is a message format specified in an IETF Internet-Draft that encodes the Verifier’s appraisal of an Attester’s evidence into a secure, structured token. It embeds a normalized trustworthiness vector and contextual metadata bound to the appraisal process, making it easier for Relying Parties to interpret and enforce policies reliably and consistently.

2.3 Trustee

We build on Trustee [21], an open-source attestation framework for confidential containers. Trustee comprises a Key Broker Service, an Attestation Service, and a Reference Value Provider Service (RVPS). Attestation Service implements the RATS Verifier role. In this work, we extend the Attestation Service component. The components in Trustee and the interaction between them follow the definitions in the RATS architecture.

2.4 WebAssembly

WebAssembly is a compact, portable bytecode format that runs in a sandboxed execution environment with near-native

performance [29, 34]. A single WebAssembly binary can execute across different operating systems and architectures as long as a compatible runtime is available, which makes it attractive as a carrier for platform-specific verification logic [29, 61]. Runtimes expose standard system interfaces through **WebAssembly System Interface (WASI)**, allowing controlled access to I/O (e.g., HTTP, filesystem) while preserving isolation [60, 62]. The WebAssembly Component Model further structures applications as components that interact via typed interfaces defined in the **Wasm Interface Type (WIT)** language [15, 18]. **WIT** lets us describe rich data types and function signatures in a language-agnostic way, so components written in different languages can exchange structured data without ad-hoc serialization.

Prior work shows that WebAssembly provides strong isolation and near-native performance [30, 37, 38, 51, 64]; we leverage these properties to safely execute untrusted platform-specific verifiers.

3 Problem description

3.1 System model

TrustMee functions as a **RATS Verifier**, accepting attestation evidence produced by an **Attester**—a node running in a **TEE**—verifying its validity, checking its claims against some pre-defined policy, and outputting the result for use by a **Relying Party**. A **TEE** node runs a workload (the code being attested) inside a hardware-isolated environment (e.g., a **Confidential Virtual Machine (CVM)**).

3.2 Adversary model

We consider adversaries who attempt to make TrustMee accept invalid attestation evidence, or who attempt to compromise TrustMee by using malicious or vulnerable verification logic.

Capabilities. The adversaries may control the network and run arbitrary software inside a **TEE** node’s workload environment. The cloud provider may control the host OS, hypervisor/VMM, and networking, but cannot manipulate the attestation functionality in such a way as to obtain attestations that do not accurately represent the state of the attester.

Assumptions. We assume the **TEE**’s attestation mechanism is sound, meaning that the **TEE** cannot be manipulated to produce valid attestation that makes false claims, such as by signing false measurements or **TCB** information. Neither does the attestation verification code contain vulnerabilities that allow an attacker to exploit it to yield an attestation result that does not reflect the state of a real Attester. We assume also that standard cryptography is secure, as is the public key infrastructure used to certify hardware roots of trust and any code provided by the attester.

We assume that an adversary cannot compromise the verifier or relying party, nor can they escape the isolation of the

WebAssembly runtime. We justify this latter assumption by noting that WebAssembly is widely deployed on the web, where users routinely download and execute untrusted code inside the sandbox without evidence of widespread exploitation.

Untrusted inputs. We treat both 1. the received attestation evidence and 2. any accompanying WebAssembly verification component as attacker-controlled.

TrustMee only executes Verification Components signed by a key contained in the Verifier’s trust database. We discuss how this may be relaxed in Section 7.3.

3.3 Requirements

The goal of this research is to ensure that a Verifier can validate attestation evidence without any platform-specific code, while still supporting the current diversity in verification protocols. Therefore, the following requirements must be fulfilled by TrustMee:

CR—Compatibility: *Any Verifier must be able to verify the attestations from any **TEE** platform, without any **TEE**-specific modifications to the Verifier, or any Verifier-specific modifications to the Attester.*

TEE-specific unsandboxed native Verifier drivers create a large and rapidly changing verifier-side **TCB**, and prevent new **TEEs** from being used until all relevant Verifiers in the wild have been updated. Keeping the verifier platform-agnostic reduces trusted code and enables instant deployment of new **TEEs** without modifying or redeploying the Verifier.

SR—Security: *Attestation results as determined by the Verifier must reflect the true state of the Attester.*

Verifying attestation evidence involves a number of tasks such as binary parsing of certificates that are historically error-prone, and thus platform-specific verifiers may have exploitable vulnerabilities. This is exacerbated by the fact that each **TEE** vendor must produce their own libraries supporting each of their platforms, meaning that even open-source verifier libraries will not be subject to the sustained and concentrated scrutiny that a platform-agnostic library may see.

PR—Performance: *When implemented in existing attestation frameworks, the design should add minimal end-to-end latency compared with existing drivers.*

Attestation is often on the critical path of connection establishment or workload admission (e.g., TLS handshakes, gateway decisions, orchestrator scheduling), therefore making low latency a key requirement for real-world adoption.

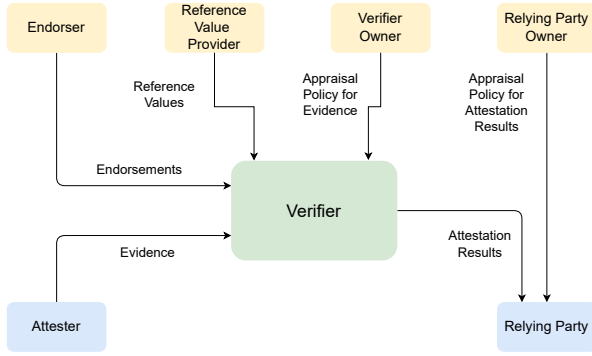


Figure 2: The **RATS** architecture data flow (adapted from [12]).

4 Self-Verifying Remote Attestation Evidence

TrustMee serves as a **RATS** Verifier, illustrated in Figure 2. TrustMee receives evidence from the Attester, interacts with Endorser, Reference Value Provider and Verifier Owner to obtain additional data needed to verify the validity of the evidence and the appropriateness of the Attester’s state, then outputs the attestation result to the Relying Party.

Figure 3 illustrates the design of TrustMee. Attestation verification involves the following steps:

- **Request Parsing** (platform-agnostic code, platform-specific data): Parse the attestation request to obtain the evidence collected from the attester, the claims expected to be found in the attestation, a policy ID to specify which policy to check against, and the Verification Component to be loaded.
- **Evidence Parsing** (platform-specific code, platform-specific data): Parse the evidence, which varies in format across different **TEE** platforms.
- **Endorsement Check** (platform-specific code, platform-specific data): Check the signature and specific fields of the evidence against the endorsement, typically acquired from the **TEE** manufacturer.
- **Policy Check** (platform-agnostic code, platform-specific data): Fetch the reference values from the **RVPS** and check the parsed claims against them according to the assigned policy from the request. After parsing and validating the evidence, the extracted values must be appraised against trusted reference values under policy; this step is partly platform-specific because the claim set and its semantics are derived from platform-specific evidence formats, with some fields following vendor-defined conventions (e.g., Intel/AMD measurement and TCB-related fields) and others being verifier-defined.

- **Result Signing** (platform-agnostic code, platform-agnostic data): Sign the attestation result with the signing key of the verifier.

TrustMee extracts the steps with platform-specific code into a WebAssembly *Verification Component* that can be executed by a platform-agnostic TrustMee-enabled Verifier. The Verification Component exposes an attestation API that remains consistent across all **TEE** platforms.

Self-verifying attestation evidence consists of two parts: the Attester’s platform-specific attestation evidence, and the Verification Component. The verifier host is responsible only for authenticating the component, running it in the WebAssembly sandbox, then checking the result against a policy, and signing the result. This effectively reduces multi-platform attestation verification to a traditional code-signing and PKI problem, avoiding the need to update the Verifier as new **TEE** platforms come into being.

This design offers several advantages:

1. **Stable verifier design.** TrustMee uses hardcoded implementations only of request handling, policy evaluation, and result signing, all of which are platform-agnostic; evidence parsing and endorsement validation are delegated to WebAssembly components that are provided by the attester. This keeps the Verifier implementation stable as **TEE** formats and validation rules evolve, reducing maintenance effort and the need for frequent deployments.
2. **Rapid support for new **TEEs** and updates.** The verifier host can accept new or updated Verification Components as long as they implement the required interface and are properly signed. This allows verification logic to evolve with changing evidence formats or validation rules without requiring verifier-side engineering effort beyond signature verification and sandboxed execution.
3. **Stronger isolation for error-prone parsing and cryptographic operations.** Platform-specific evidence parsing and certificate processing run inside the WebAssembly sandbox behind a constrained host interface, limiting the impact of malformed evidence and vulnerabilities in verifier code.
4. **Platform-agnostic results for relying parties.** Because the host emits results in a standardized format and signs them, relying parties receive consistent attestation results independent of the underlying **TEE** platform.

4.1 Verification Component

The main tasks of the Verification Component are to parse the evidence and check that it has been endorsed by a trusted **TEE** platform. Though its internal implementation differs by **TEE** platform, the Verification Component exposes a consistent interface, without concern for its internal implementation details.

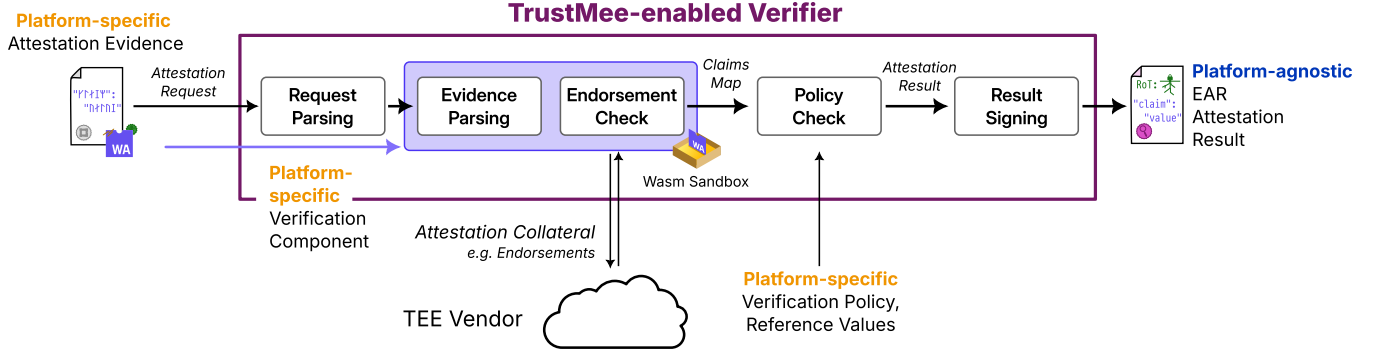


Figure 3: TrustMee architecture for self-verifying remote attestation evidence. The platform-specific verification logic is bundled with the evidence. TrustMee verifies the signature of the verification logic and executes it as a WebAssembly component inside a sandboxed WebAssembly runtime to map the platform-specific attestation evidence to a JSON claims map that can be used by the platform-agnostic logic of the verifier.

We implement Verification Components using the WebAssembly component model; since WebAssembly components are strongly isolated from the outside world and communicate only through well-defined interfaces, this allows Verification Components to be loaded and executed without concern that a vulnerable Verification Component may compromise the Verifier as a whole.

```
world verifier

interface verifier-interface {
  variant optional-data {
    value(list<u8>),
    not-provided,
  }
  type report-data = optional-data;
  type init-data-hash = optional-data;
  resource verifier {
    constructor();
    evaluate: func(
      evidence: list<u8>,
      expected-report-data: report-data,
      expected-init-data-hash: init-data-hash
    ) -> string;
  }
}

export verifier-interface
```

Figure 4: The interface between the Verification Component and TrustMee is defined using WIT to ensure interoperability.

The Verification Component’s interface is shown in Figure 4. The main logic of the component is the `verifier` resource, providing a handle to a single instance of the verification logic. In addition, a component can import WASI interfaces to access host functionality from the runtime, such as clocks and the filesystem. The component’s `evaluate` method validates attestation evidence and returns a *claim map* in JSON format, describing the claims by the Attester to be

checked against the policy.

4.2 Verifier Host

The Verification Component is loaded and executed by the Verifier Host, which implements the platform-agnostic Verifier functionality, exposing an API that accepts attestation requests. This API accepts a WebAssembly component binary, attestation evidence, and a verification policy, and returns a signed response containing the attestation result in EAR format.

Before loading a WebAssembly Verification Component, the Verifier Host authenticates it using a digital signature; this is not needed for the integrity of the verification process, but rather to prevent e.g., denial of service attacks by a component containing an infinite loop. TrustMee accepts a component only if its signature validates against an accepted trust anchor set configured by the Verifier Owner. Components that fail signature verification are rejected and are not compiled or instantiated.

5 Implementation

5.1 TrustMee driver for Trustee

We demonstrate an implementation of TrustMee for the Trustee [21] open-source remote attestation framework, along with Verification Components for two TEE platforms, AMD SEV-SNP and Intel TDX. Trustee is part of the Confidential Containers project, and includes an *Attestation Service* that validates attestation evidence for various other services.

Trustee supports various TEE platforms by implementing a Verifier Driver for each platform, which verifies attestation evidence for that specific platform. Our work adds a TrustMee Verifier Driver that can verify attestation from any platform for which a Verification Component is available, as shown in Figure 5. This eliminates platform-specific logic from the

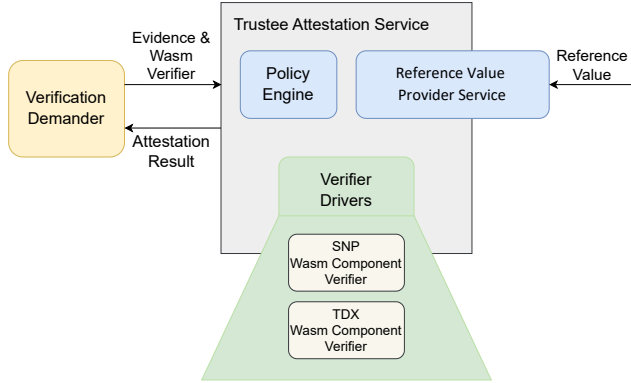


Figure 5: TrustMee adds a platform-agnostic Verifier Driver to Trustee that delegates the verification to a WebAssembly Component.

Trustee Attestation Service, as well as the need for dependency on various TEE vendor libraries.

Trustee then uses another service, the RVPS to fetch reference values that TrustMee’s claims are expected to match. It then uses another, the Policy Engine, to check these reference values against the claims yielded by TrustMee. To demonstrate the platform-agnostic capability of our system, we developed two Verification Components supporting attestations by AMD SEV-SNP and Intel TDX TEEs. We add an additional API for Verification Component registration, in addition to the standard remote attestation interface.

5.2 Verification Components

As Trustee already implements the Verifier Drivers for both AMD SEV-SNP and Intel TDX, we extracted the key functionality of these drivers and ported them to the WebAssembly target, exposing the interface described in Section 4.1.

To port the desired functionalities from the Trustee Verifier Drivers to WebAssembly components, we implemented verifiers as standalone WebAssembly components that conform to the defined WIT interface. The verification components reuse the Trustee Verifier Driver code to the greatest extent possible; however, in some cases significant changes were needed in order to replace dependencies that did not support their toolchain’s WebAssembly target.

We then used wasmsign2 [59] to embed a signature section into each WebAssembly component binary, allowing its source to be verified by the Verifier Host.

5.2.1 AMD SEV-SNP Verifier

For AMD SEV-SNP, the WebAssembly verifier parses SNP evidence, validates the embedded signature against a VCEK/VLEK certificate, checks configuration fields against expected values, and exports a claims map for policy checking. The VCEK/VLEK certificate may be provided by the

attestation request or fetched from AMD’s Key Distribution Service (KDS).

The main challenges we encounter during the porting of the Trustee AMD SEV-SNP Verifier Driver to WebAssembly components are:

1. **OpenSSL Compatibility:** We compile OpenSSL as a WebAssembly library and link the Rust openssl bindings against it, enabling signature verification inside the component (with SIMD128 enabled for speed).
2. **The HTTP library used by the driver is replaced with the waki crate [58],** which uses the WASI HTTP interface as a backend. This allows the Verification Component to fetch certificates from AMD’s KDS.

5.2.2 Intel TDX Verifier

The Intel TDX Verification Component parses the TD Quote from a TDX guest, validates its signature and certificate chain using Intel DCAP collateral obtained from Intel at runtime (e.g., Provisioning Certification Key (PCK) certificate chain, revocation information, and TCB-related metadata), checks the quote’s reported measurements against expected values, and emits a claims map for policy checking. The Trustee TDX Verifier Driver uses Intel’s DCAP quote verification library [31], which cannot easily be ported to WebAssembly. We replaced this with the pure-Rust library dcap-qv1 [48]. We extended dcap-qv1, replacing its HTTP library with the WASI-backed library waki [58], similarly to the SEV-SNP Verifier Driver.

5.3 Verifier Host

The TrustMee-enabled Trustee Attestation Agent exposes two main APIs: the Attestation API and the Component Registration API. The Attestation API is unmodified from its original implementation in Trustee. We implemented a new Component Registration API to reduce the redundant network overhead of repeatedly uploading identical WebAssembly components to the Attestation Service.

5.3.1 Attestation Service APIs

The *Attestation API* that accepts attestation evidence together with either raw WebAssembly verifier bytes or a previously-registered component ID, and outputs a signed EAR as the attestation result. The *Component Registration API* registers a signed WebAssembly component and returns a stable ID that can then be provided to the Attestation API. Internally, the registry maps component IDs to the SHA-256 hash of the raw bytes and the corresponding compiled WebAssembly module, enabling reuse without re-uploading or recompiling, and causing identical components to be transparently reused without recompilation. For new components, the service loads the

verifier into the Wasmtime engine, compiles it once, and adds a new record to the registry; subsequent attestation requests instantiate the compiled component from the cache.

5.3.2 Hosting the WebAssembly Component Verifier

To invoke the platform-specific verification functionality encapsulated in the WebAssembly component, the Verification Component is instantiated using the Wasmtime [17] WebAssembly runtime. Wasmtime supports a variety of WASI interfaces, which we configure as follows:

1. WASI-HTTP: WASI-HTTP interface is enabled to allow the WebAssembly verification component to fetch endorsement from external sources.
2. WASI-Filesystem: A local directory is exposed to each Verification Component instance, and a handle to that directory is made available to the WebAssembly component to enable the collateral caching we implemented for the TDX and SEV-SNP Verifiers; each verifier’s filesystem access is isolated from other instances.

6 Evaluation

6.1 Compatibility Evaluation

The primary requirement of TrustMee is Compatibility (CR, Section 3.3), meaning a verifier must be able to validate attestations from different TEEs without integrating platform-specific verification code. We achieve this requirement by integrating TrustMee as a platform-agnostic Verifier Driver in Trustee and demonstrating that the same native code can verify evidence from multiple TEEs by dynamically loading a signed WebAssembly Verification Component provided with the attestation request. Because all Verification Components implement the same WIT interface, the Verifier Host invokes a uniform evaluate API and receives a claims map that can be turned into signed attestation result. Our prototype demonstrates this workflow end-to-end for Intel TDX and AMD SEV-SNP, showing that adding support for a new TEE reduces to validating the signature of a Verification Component rather than modifying or redeploying the verifier host.

6.2 Security Evaluation

We consider two main threats from Section 3.2: 1. the Attester (a TEE-backed node), and 2. the TEE vendor operating the hardware root of trust and endorsement services. We also assume a standard network attacker who can intercept, modify, and replay messages but cannot break standard cryptography.

The Attester may send malformed, replayed, or misbound evidence. By our assumption of the TEE’s security, the correct verification algorithm will either reject this evidence outright,

or not yield any false claims. The Attester may also supply a Verification Component containing an incorrect verification algorithm; this will be rejected by the Verifier if the Attester has not succeeded in colluding with a TEE vendor to have their false Verification Component signed. The WebAssembly sandbox confines Verification Component execution, preventing access to host resources and isolating Verification Components across TEE types.

The TEE vendor is the root of trust, and we assume that the attestation mechanism of its TEEs cannot produce false attestation evidence that will be accepted by its verification algorithm. A malicious TEE vendor can still issue valid endorsements for backdoored hardware, but this limitation applies to all attestation platforms and is not specific to TrustMee. The TEE vendor might also certify a faulty Verification Component. As the component has their signature, false claims made by the Verification Component can be attributed to the TEE vendor. The sandboxing provided by WebAssembly component verifiers prevents the vendor from attempting to attribute their claims to another TEE, since the Verifier includes in its output the identity of the component that verified the attestation evidence, and the Verification Component cannot interfere with this without breaking out of the WebAssembly sandbox.

Based on this analysis, TrustMee satisfies our security requirement (SR, Section 3.3) under the stated adversary model (Section 3.2).

6.3 Performance Evaluation

To evaluate the performance overhead of integrating WebAssembly Verification Component with the Trustee Attestation Service, we measure and compare the latency of the baseline Trustee Attestation Service (implemented fully in native code) and TrustMee, an Attestation Service that uses WebAssembly-based Verification Components for evidence validation, under different settings. For Intel TDX specifically, we further compare TrustMee against Trustee with native TDX Verifier Driver using the pure-Rust `dcap-qvl` instead of the Intel DCAP QVL, as described in Section 5.2.2.

Latency captures the time required to handle an attestation request and carry out its key steps. We focus on *end-to-end attestation latency* as the total time from when the HTTP request is received by the Trustee Attestation Service until the signed attestation result is returned to the client. We report *verification time* as the time spent running the Verifier Driver, including the Verification Component in the TrustMee case.

We report mean and standard deviation of end-to-end attestation latency and verifier-specific computation time for all experiments over 100 runs per setting unless stated otherwise.

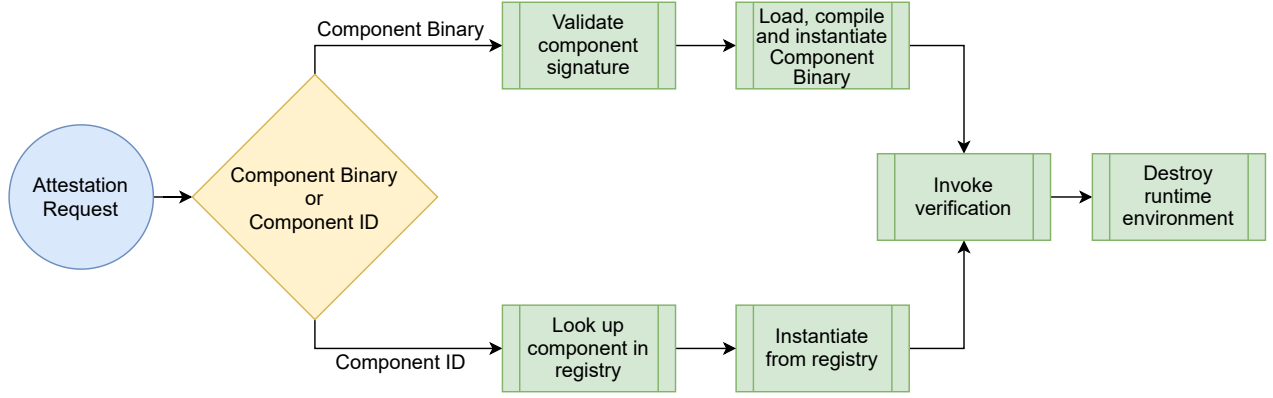


Figure 6: On each attestation request, TrustMee either validates and compiles an incoming WebAssembly verifier, or looks up an already-registered component by ID and instantiates it from the Wasmtime cache.

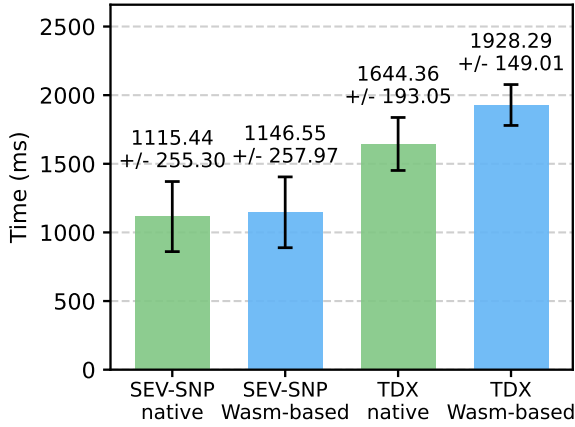


Figure 7: End-to-end attestation latency without locally available collateral (AMD **SEV-SNP** and Intel **TDX**).

6.3.1 Experiment Setup

All experiments are conducted on the host OS but executed inside a Docker container. The container OS was Debian GNU/Linux 12 (bookworm) running on an Ubuntu 24.04.3 LTS (Noble Numbat) host. The machine was x86_64 with an Intel Xeon Silver 4510T, 24 logical CPUs (12 cores, 2 threads/core, up to 3.7 GHz), and 251 GiB RAM.

The WebAssembly runtime used is Wasmtime v41.0.1. Python scripts are used to make HTTP requests to the Attestation Service.

6.3.2 End-to-End Attestation Latency

End-to-end attestation latency is the total time from when the HTTP request is received by the Trustee Attestation Service until the signed attestation result is returned to the client. This is the most important criterion for evaluating our implementa-

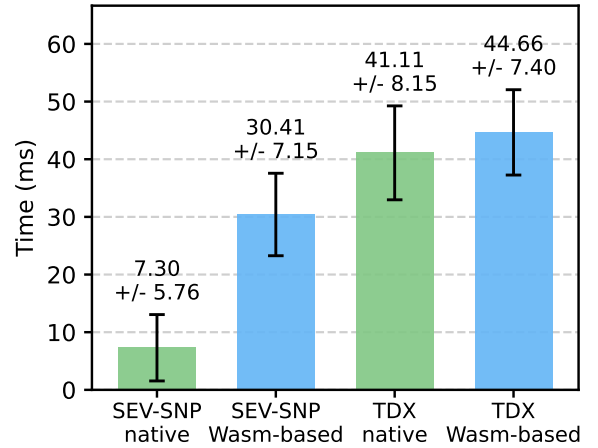


Figure 8: End-to-end attestation latency without network overhead (AMD **SEV-SNP** and Intel **TDX**).

tion’s performance, because it captures the client-perceived impact of switching to TrustMee architecture for attestation verification.

To compare the end-to-end attestation latency between the TrustMee implementation and Trustee, we conduct two experiments. One to capture the overhead of our implementation in the presence of network overhead for collateral retrieval, and one with no network overhead, such as when collateral is already cached locally or provided by the attester along with the attestation evidence.

End-to-end attestation latency with network overhead. We measure the end-to-end latency for handling an AMD **SEV-SNP** attestation request without attaching the VCEK or VLEK, which means that the Attestation Service needs to fetch it from AMD’s server. Additionally, we disable the caching of **SEV-SNP** collateral in both Trustee and TrustMee for this experiment. For Intel **TDX**, we only disable

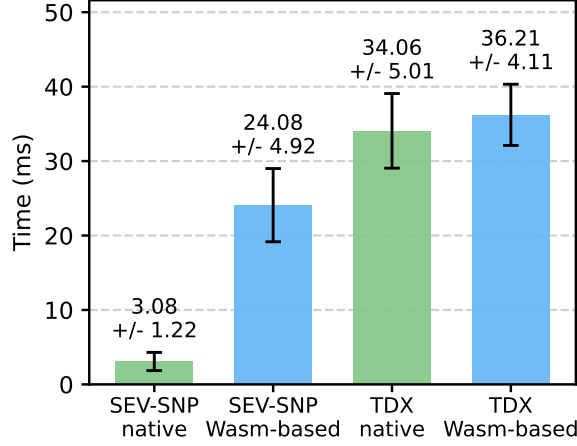


Figure 9: Platform-specific verification step latency (AMD **SEV-SNP** and Intel **TDX**).

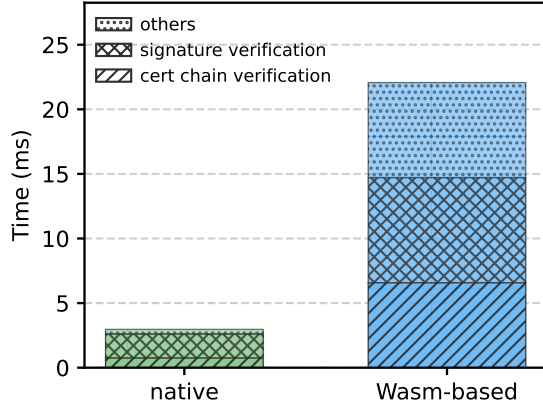


Figure 10: Breakdown of platform-specific verification step latency (AMD **SEV-SNP**).

the caching of collateral in TrustMee implementation, since Trustee by default does not have caching capability for **TDX**.

Figure 7 compares the end-to-end attestation latencies of the native Trustee Attestation Service and the WebAssembly-based (TrustMee) Attestation Service for both AMD **SEV-SNP** and Intel **TDX**. As the networking latency for fetching the collateral dominates the evidence verification process, the native Trustee Attestation Service and WebAssembly-based Attestation Service show comparable performance.

For **SEV-SNP**, our implementation incurs around 2.7% overhead in end-to-end attestation verification latency, and about 17.2% overhead for **TDX**.

Some of the additional overhead in end-to-end attestation latency that we observe when retrieving certificates comes from the fact that a WebAssembly component running under WASI does not yet provide a POSIX-like socket/TLS stack

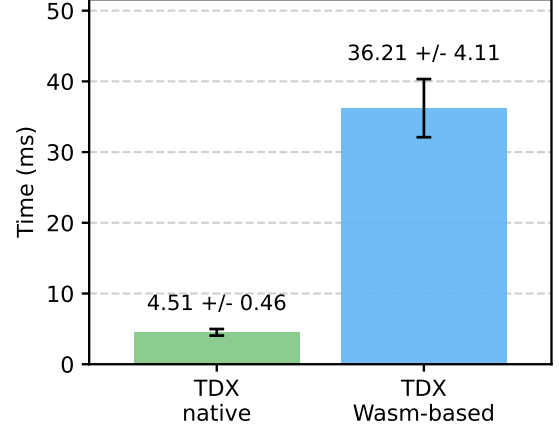


Figure 11: Comparison of platform-specific verification step latency for Intel **TDX** between TrustMee and Trustee with native **TDX** Verifier Driver using the pure-Rust `dcap-qvl` instead of the Intel DCAP QVL.

that libraries such as `request` [52] can use without modification. We therefore retrieve collateral via the host-provided WASI-HTTP APIs, which introduces boundary crossings and request/response marshalling overhead between host and guest compared to native networking. As WASI-SOCKET and WASI-TLS mature, components will be able to use socket-based HTTPS stacks (and thus `request`-style clients) with lower overhead [8, 9].

End-to-end attestation latency without network overhead. To measure latency without network overhead, for **SEV-SNP** we attach the VCEK/VLEK certificate to the evidence. For **TDX**, this is not as straightforward. In our WebAssembly-based implementation, we simply enable the caching mechanism. However, for Trustee’s native **TDX** Verifier Driver, we separately measure the network overhead and subtract it from the end-to-end latency.

Figure 8 compares the end-to-end attestation latencies of the native Trustee Attestation Service and the WebAssembly-based (TrustMee) Attestation Service for both AMD **SEV-SNP** and Intel **TDX** when there is no network overhead. For **SEV-SNP**, our WebAssembly-based Attestation Service shows roughly a 4× higher end-to-end attestation latency than native Trustee (Figure 8). For Intel **TDX**, our implementation incurs about 8.6% overhead in end-to-end attestation verification latency.

Meeting the performance requirement. Overall, TrustMee meets our performance requirements (PR, Section 3.3). We benchmark it against Trustee’s native **TDX** Verifier Driver, which exhibits the highest verification latency among the Trustee platforms we evaluate and is already accepted in practice. Relative to this established baseline, TrustMee increases end-to-end attestation latency by about 17.2% when collateral retrieval dominates the end-to-end latency (Figure 7). Trust-

Mee adds only about 8.6% overhead (Figure 8) when there is no network overhead. This overhead is acceptable for many use cases of remote attestation.

6.3.3 Platform-Specific Part of Attestation Verification Latency

The key step in attestation verification that we modify in our implementation is the platform-specific verification. The main change is that now the platform-specific verification logic now runs inside a WebAssembly sandbox. To investigate the impact of this change, we measure the platform-specific verification step for both platforms and compare the results between the WebAssembly-based Verification Components and the native Verifier Drivers.

Figure 9 compares the latency of the platform-specific verification step in the native Trustee Attestation Service and the WebAssembly-based (TrustMee) Attestation Service for both AMD SEV-SNP and Intel TDX. For SEV-SNP, our WebAssembly-based Attestation Service shows roughly about 8× higher platform-specific verification latency than native Trustee. For TDX, our WebAssembly-based Attestation Service incurs about 6.3% overhead in platform-specific verification latency.

Since the primary functionality of both the SEV-SNP and TDX Verification Components is cryptographic, these results suggest that WebAssembly has limitations in handling cryptographic operations. This deficiency comes from the absence of hardware-specific optimizations in the WebAssembly cryptographic interface. This limitation is expected to be mitigated as WebAssembly introduces improved support for cryptographic operations in the future.

6.3.4 Breakdown of SEV-SNP Platform-Specific Verification Time

To investigate whether specific bottlenecks are present in our WebAssembly Verification Components, we further break down the verification step and measure different parts of the process. For this purpose, we measure the certificate chain verification and signature verification steps separately, as they are the most computationally heavy steps.

A breakdown of operations contributing to the overhead to the verification operation for native verifier and for WebAssembly-based verifier of SEV-SNP can be seen in Figure 10, where we can see that the WebAssembly-based verification time overhead is not attributable to a single bottleneck; instead, each stage contributes a comparable share, unlike the native verifier where non-cryptographic overheads are negligible.

6.3.5 Verification Time for TDX with Modified DCAP QVL

As explained in Section 5.2.2, when porting the TDX Verifier Driver to a WebAssembly Verification Component, we reimplemented part of the original Trustee Rust verifier to use a pure Rust crate instead of Intel-dependent libraries, to avoid features that are not supported by WebAssembly. This makes verification of TDX evidence feasible in WebAssembly, and it also makes the WebAssembly-based verifier substantially faster. As a result, its verification time becomes close to the native baseline, as shown in Figure 9.

To further investigate the performance impact of the code modifications to the original Trustee TDX Verifier Driver, we modify the native Verifier Driver of TDX of Trustee Attestation Service to also use the pure-Rust crate `dcap-qvl` similar to the WebAssembly Verification Component for TDX, then we measure its latency and compare it with the TrustMee Attestation Service.

The changes primarily involve replacing external function calls to the Intel DCAP QVL [31] for collateral fetching and quote verification with pure Rust crate `dcap-qvl` [48]. The collateral is fetched directly from a local cache if it has been previously retrieved from the Intel Provisioning Certification Service (PCS) and stored at the local cache, similar to the WebAssembly-based counterpart.

The result is shown in Figure 11. We observe a performance degradation in the WebAssembly-based Attestation Service similar to that seen in the SEV-SNP attestation evaluation.

6.3.6 Impact of Cold vs. Hot Starts on Attestation Verification Latency

To further compare the performance between Trustee using the pure-Rust `dcap-qvl` crate and TrustMee, we performed an additional evaluation of the impact of cold vs. hot starts. To evaluate the impact of cold vs. hot starts, we run 20 batches of 5 requests each. In every batch, we treat the first request as a cold start and the remaining four requests as hot starts, and we report averages over the 20 batches.

This test better demonstrates the impact of caching collateral retrieval and WebAssembly verifier compilation on performance.

Figure 12 shows the difference between cold and hot starts for both TrustMee and the Trustee Attestation Service using pure-Rust `dcap-qvl`.

7 Discussion

In this section, we reflect on the design, implementation, and evaluation of TrustMee. We discuss the identified limitations in the current work and outline potential directions for future improvements based on our findings.

7.1 Cryptographic performance

Despite WebAssembly’s reputation for near-native speed, our Intel **TDX** and AMD **SEV-SNP** WebAssembly Verification Components are slower than their corresponding native x86_64 verifiers that are compiled from the same Rust code-base. One reason for this is the lack of hardware acceleration for cryptographic operations in WebAssembly, which particularly slows certificate validation. Both the **SEV-SNP** WebAssembly Verification Component (ECDSA via OpenSSL C code [46]) and the **TDX** WebAssembly Verification Component (ECDSA in pure Rust) are slower than their x86_64 versions. This slowdown is also reported by [54]. While absolute latency remains low, there is nevertheless significant room for optimization.

7.2 TEE compatibility

We currently support only AMD **SEV-SNP** and Intel **TDX** via WebAssembly Verification Components, and have not yet tested other **TEEs** such as Intel **Software Guard Extensions (SGX)** [22], Arm **Confidential Compute Architecture (CCA)** [7], or ARM TrustZone [44]. Porting the Trustee **TDX** Verifier Driver exposed WebAssembly compatibility gaps, Intel DCAP-dependent code [31] was replaced with the pure-Rust `dcap-qvl` crate [48]. Similar issues may arise for other platforms, motivating support for more **TEEs**.

7.3 Impact of malicious Verification Components

Because the Attester supplies the platform-specific WebAssembly Verification Component, TrustMee must treat it as attacker controlled input and currently relies on signature checking at load time to prevent malicious Verification Components from being used for denial-of-service attacks against the Verifier or amplification attacks. Our prototype uses a simple key pair to sign and verify components, which is sufficient for feasibility but unrealistic for deployment. A production system would need a **Public Key Infrastructure (PKI)** to manage trust at scale. The Verification Component also uses WASI-HTTP to fetch endorsements, but a production system must constrain its access to the network so that this cannot be abused. The runtime or the host can enforce an allowlist of trusted endorser hosts to reduce the impact of a compromised component while preserving required functionality [23]; however, this undermines the platform-agnosticism of TrustMee. A more flexible solution might require an opt-in from the server being accessed, e.g., with a special DNS record that includes the component’s hash.

We also observe that WebAssembly’s strong sandboxing allows the Verifier to execute a completely unauthenticated Verification Component, instead considering its identity as a generic part of the policy being checked by the Verifier. This

requires even more careful control of the Verification Component’s access to both computational and external resources, e.g., by limiting the computational and network resources that it can consume so as to prevent amplification attacks, but will allow for verifier that follows a zero-trust approach, without any kind of trust database requiring ongoing maintenance.

7.4 Additional implementations

In addition to Trustee, Veraison [50] is a widely used modular framework for remote attestation verification. A TrustMee plugin for Veraison will allow the same Verification Component implementation to be used by multiple Verifier platforms, with the result that TrustMee’s self-verifying evidence is not only **TEE**-agnostic, but also Verifier-agnostic.

8 Related work

8.1 Vendor-specific attestation verification

Hardware-based attestation has evolved from early TPM-based remote attestation [53] to modern **TEEs** such as Intel **SGX** and **TDX** and AMD **SEV-SNP**. Different hardware vendors provide their own solutions for remote attestation of **TEEs**; Intel platforms have used **Enhanced Privacy ID (EPID)** [35] and later DCAP-based attestation for **SGX/TDX** [31], ARM provides the **Platform Security Architecture (PSA)** attestation model for ARM-based IoT [56], and for AMD there is `snpguest` tool for verification [57]. While these mechanisms are secure, they are vendor-specific and tightly coupled to their hardware, creating integration and compatibility challenges in heterogeneous deployments. Major cloud providers also offer platform-specific attestation services, such as the ones for AWS Nitro Enclaves [3], Google Cloud Confidential Computing [27], and Microsoft Azure Confidential Computing [42]. While robust, these solutions are tightly coupled to their respective platforms. In addition, Intel Trust Authority [33] is a similar online attestation service that supports a specific set of platforms. These services ease deployment of remote attestation functionality, but do not address its platform-tied nature.

8.2 Cross-platform attestation verification

Prior work has pursued hardware-agnostic attestation verification through standards and modular verifiers. The IETF **RATS** architecture [12] defines interoperable roles and protocols, but it does not remove the need for platform-specific verifier implementations. **RATS Entity Attestation Token (EAT)** [40], on the other hand, is a standardized format for claims about entities. Only some platforms, however, currently produce and sign their evidence in this format, and the tokens may contain, e.g., proprietary claims that the verifier needs to be able to interpret.

Systems such as plugin-based verifiers, Trustee [21], and Veraison [50] provide a unified framework/API, yet still require per-TEE plugins/drivers that must be built, deployed, and maintained for every new platform. In these designs, TEE-specific parsing and cryptographic logic typically runs as native code inside the verifier’s TCB, increasing operational overhead and trusted code.

The fragmented nature of current attestation systems presents significant challenges in heterogeneous environments. Gu et al. [28] propose UniTEE, a unified attestation framework that addresses interoperability between different TEE platform through a microkernel-based design. While their work demonstrates the feasibility of unified attestation, it relies on native implementations of verification logic for each platform, requiring separate compilation and deployment processes.

Related efforts aim to unify TEE development and deployment, but attestation coverage remains limited in practice. Niemi et al. [45] survey open-source attempts. It can be noted the difficulty of achieving broad, stable multi-TEE support. Enarx [24] uses WebAssembly for application portability, but its attestation support is still platform-specific and currently limited (e.g., SGX/SEV-SNP). Open Enclave [41] offers a hardware-agnostic programming model, yet real-world support is constrained (e.g., SGX and limited TrustZone/OP-TEE support [39]). Veracruz [13] also supported only a small set of TEEs before moving to emeritus status.

8.3 Platform-agnostic attestation evidence

Another direction is to standardize the attestation report itself. Ott et al. [47] propose a universal report format in which the verifier validates signatures and compares measurements against CA-signed reference metadata, largely avoiding platform-specific logic on the verifier side. However, this shifts key trust and operational burdens to the attester ecosystem. The verifier must still decide which CAs are authorized to sign reference values and track revocation and updates, and the attester must maintain complete and up-to-date reference values for all deployed components, moving the maintenance cost from a single verifier deployment to many attesters.

In contrast, our design keeps the attestation verification platform-agnostic by moving platform-specific verification code into signed, sandboxed WebAssembly Verification Components shipped alongside the evidence. This shifts maintenance of verifier code from the attestation verifier operator to the TEE/platform builders, and reduces the Verifier’s TCB to the verifier core logic (request/response handling and policy checking), the WebAssembly runtime, the underlying TEE attestation infrastructure, and the PKI for authenticating Verification Components. We demonstrate feasibility by integrating Trustee framework with platform-specific WebAssembly Verification Components for AMD SEV-SNP and Intel TDX, porting existing implementations to components that expose

a unified WIT interface.

8.4 WebAssembly for untrusted code

Originally intended for the web [29], WebAssembly has been used to safely execute untrusted code in a sandboxed environment.

TrustMee is subject to many of the same risks, but as an unattended system is more sensitive to denial of service attacks, since there is no human user to detect and terminate execution in a timely manner. This concern is most famously shared with smart contract platforms, which execute applications from anonymous untrusted sources simultaneously on large numbers of machines. The Ethereum [14] smart contract platform counteracts this risk with a gas mechanism that limits a contract’s computation to a level that has been paid for by the user that triggers it. The Wasmtime runtime includes a similar mechanism [16, Config::consume_fuel] that allows callers to limit its computation to an acceptable level, but it remains to be seen how best to do so in the absence of the financial mechanisms available to a smart contract platform integrated with a cryptocurrency.

9 Conclusion

This research presents the concept of *self-verifying remote attestation evidence* that includes signed platform-specific verification code as a WebAssembly component. This turns the platform-specific challenge of verifying evidence into a platform-agnostic problem of verifying a code signature. TrustMee prototypes this functionality as a platform-agnostic Trustee verification driver, and demonstrates this with self-verifying evidence for AMD SEV-SNP and Intel TDX.

Our performance evaluation compares this prototype with the native platform-specific drivers of Trustee, evaluating latency and resource usage overhead. This shows low end-to-end overhead, but also indicates there is room for optimization, due to WebAssembly’s limited support for cryptographic operations.

In conclusion, our work demonstrates the feasibility of platform-agnostic attestation verification despite distinct evidence formats and verification workflows across hardware platforms. The use of WebAssembly components enables us to encapsulate platform-specific verification logic and bundle it with the attestation evidence, thus providing the verifier with the right logic at the right time, in a platform-agnostic manner. This work lays the foundation for more unified, hardware-independent attestation systems.

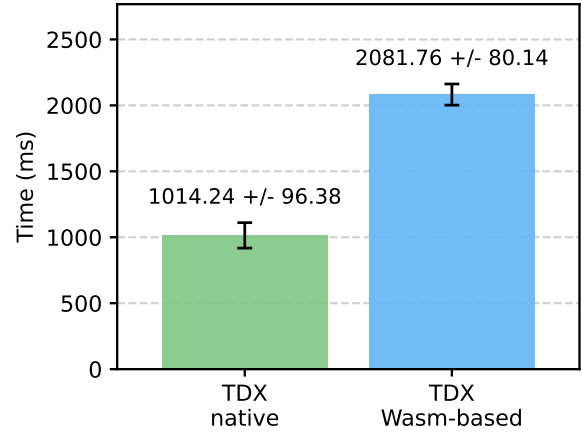
Acknowledgments

This work has received funding from the Smart Networks and Services Joint Undertaking (SNS JU) under the European

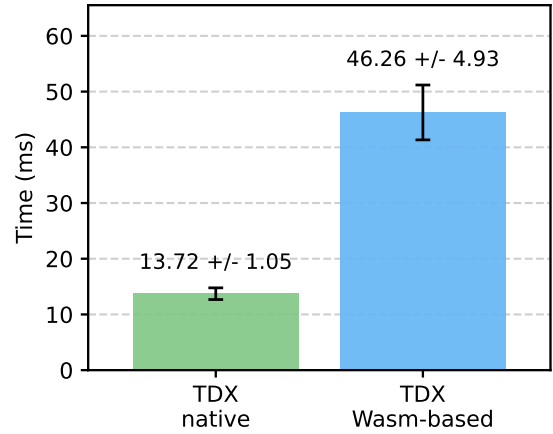
Union’s Horizon Europe research and innovation program under Grant Agreement No 101139067. Views and opinions expressed are, however, those of the author(s) only and do not necessarily reflect those of the European Union. Neither the European Union nor the granting authority can be held responsible for them.

Contributions

Z.A. developed the concept and initial proof of concept [1], W.X. developed the Trustee- and component-model-based architecture, interfaces, and initial prototype for TrustMee [63], P.S.S. developed the public prototype and carried out the experiments, P.S.S., L.J.G., and M.S. wrote the paper, and L.J.G. and J.K. supervised the work.



(a) Comparison of Intel TDX end-to-end attestation latency (cold start) between TrustMee and Trustee with the native TDX Verifier Driver using the pure-Rust dcap-qvl instead of the Intel DCAP QVL.



(b) Comparison of Intel TDX end-to-end attestation latency (hot start) between TrustMee and Trustee with the native TDX Verifier Driver using the pure-Rust dcap-qvl instead of the Intel DCAP QVL.

Figure 12: Cold vs. hot-start end-to-end attestation latency comparison between TrustMee and Trustee with the native TDX Verifier Driver using the pure-Rust dcap-qvl instead of the Intel DCAP QVL.

Open Science

The artifacts in this paper have been published on GitHub and have been made available at <https://github.com/elasticproject-eu/trustmee-artifact>. They include the TrustMee Verifier as well as all evaluation scripts needed to produce the figures and data in this work.

References

- [1] Zainab Ahmad. Multi-platform attestation verification. Master’s thesis, Aalto University, 2024.
- [2] Fritz Alder, N Asokan, Arseny Kurnikov, Andrew Paverd, and Michael Steiner. S-FaaS: Trustworthy and accountable Function-as-a-Service using Intel SGX. In *Proceedings of the 2019 ACM SIGSAC Conference on Cloud Computing Security Workshop*, pages 185–199, 2019.
- [3] Amazon Web Services. Aws nitro enclaves. [Online]. Available: <https://aws.amazon.com/ec2/nitro/nitro-enclaves>, 2024.
- [4] Moreno Ambrosin, Mauro Conti, Riccardo Lazzeretti, Md Masoom Rabbani, and Silvio Ranise. Collective remote attestation at the Internet of Things scale: State-of-the-art and future challenges. *IEEE Communications Surveys & Tutorials*, 22(4):2447–2461, 2020.
- [5] AMD. Versioned loaded endorsement key (VLEK) certificate definition. [Online]. Available: <https://docs.amd.com/api/khub/documents/xQu~JcgP~f6ls6rVySZs3w/content>, October 2023.
- [6] AMD. Versioned chip endorsement key (vcek) certificate and kds interface specification. [Online]. Available: <https://docs.amd.com/api/khub/documents/dWGhwYpolWv5lrJN4d~47g/content>, January 2025.
- [7] Arm. Arm Confidential Compute Architecture. [Online]. Available: <https://www.arm.com/architecture/security-features/arm-confidential-compute-architecture>, 2024.
- [8] Dave Bakker. WASI Sockets: Wasi api proposal for managing sockets. GitHub repository (WebAssembly), November 2025. Current phase: Phase 3. Repository archived on 2025-11-25 and merged into the main WebAssembly/WASI repository. Accessed: 2026-02-02. URL: <https://github.com/WebAssembly/wasi-sockets>.
- [9] Dave Bakker, Joel Dice, and James Sturtevant. WASI TLS: WASI API proposal for Transport Layer Security (TLS/SSL) interface. GitHub repository (WebAssembly), December 2025. Current phase: Phase 1. Accessed: 2026-02-02. URL: <https://github.com/WebAssembly/wasi-tls>.
- [10] Alessandro Barengi, Nicholas Mainardi, and Gerardo Pelosi. Systematic parsing of X.509: eradicating security issues with a parse tree. *Journal of Computer Security*, 26(6):817–849, 2018.
- [11] Michael Bartock, Murugiah Souppaya, Raghuram Yeluri, Uttam Shetty, James Greene, Steve Orrin, Hemma Prafullchandra, John McLeese, Jason Mills, Daniel Carayiannis, et al. Trusted geolocation in the cloud: Proof of concept implementation. NIST Interagency Report 7904, National Institute of Standards and Technology, December 2015. URL: <https://csrc.nist.gov/pubs/ir/7904/final>, doi:10.6028/NIST.IR.7904.
- [12] Henk Birkholz, Dave Thaler, Michael Richardson, Ned Smith, and Wei Pan. Remote ATtestation procedureS (RATS) Architecture. RFC 9334, January 2023. URL: <https://www.rfc-editor.org/info/rfc9334>, doi:10.17487/RFC9334.
- [13] Mathias Brossard, Guilhem Bryant, Basma El Gaabouri, Xinxin Fan, Alexandre Ferreira, Edmund Grimley-Evans, Christopher Haster, Evan Johnson, Derek Miller, Fan Mo, Dominic P. Mulligan, Nick Spinale, Eric van Hensbergen, Hugo J. M. Vincent, and Shale Xiong. Private delegated computations using strong isolation. Technical report, Systems Research Group, Arm Research, 2022. doi:10.48550/arXiv.2205.03322.
- [14] Vitalik Buterin. A next-generation smart contract and decentralized application platform. Whitepaper, Ethereum.org, 2014. URL: https://ethereum.org/content/whitepaper/whitepaper-pdf/Ethereum_Whitepaper_-_Buterin_2014.pdf.
- [15] Bytecode Alliance. Introduction - the WebAssembly component model. [Online]. Available: <https://component-model.bytecodealliance.org/>.
- [16] Bytecode Alliance. wasmtime crate documentation. Version 41.0.3. URL: <https://docs.rs/wasmtime/41.0.3/wasmtime/>.
- [17] Bytecode Alliance. Wasmtime. [Online]. Available: <https://github.com/bytecodealliance/wasmtime>.
- [18] Bytecode Alliance. Wit reference - the web-assembly component model. [Online]. Available: <https://component-model.bytecodealliance.org/design/wit.html>.
- [19] Eber Christer and Filip Rezabek. Attestation capabilities of trusted execution environments in the wild. In *Proceedings of the Seminar Innovative Internet Technologies and Mobile Communications (IITM), Summer Semester 2024*, number NET-2024-09-1 in Network Architectures and Services, pages 55–59, Munich, Germany, 2024. Chair of Network Architectures and Services, Technical University of Munich. Accessed: 2026-02-03. URL:

https://www.net.in.tum.de/fileadmin/TUM/NET/NET-2024-09-1/NET-2024-09-1_10.pdf,
doi:10.2313/NET-2024-09-1_10.

- [20] George Coker, Joshua Guttman, Peter Loscocco, Amy Herzog, Jonathan Millen, Brian O’Hanlon, John Ramsdell, Ariel Segall, Justin Sheehy, and Brian Sniffen. Principles of remote attestation. *International journal of information security*, 10(2):63–81, 2011.
- [21] confidential-containers. Github - confidential-containers/trustee: Attestation and secret delivery components. [Online]. Available: <https://github.com/confidential-containers/trustee>.
- [22] Victor Costan and Srinivas Devadas. Intel SGX explained. Cryptology ePrint Archive, Paper 2016/086, 2016. URL: <https://eprint.iacr.org/2016/086>.
- [23] deislabs. Github - deislabs/wasi-experimental-http: Experimental outbound http support for webassembly and wasi. [Online]. Available: <https://github.com/deislabs/wasi-experimental-http>.
- [24] Enarx Project. Introduction – enarx technical overview. [Online]. Available: <https://enarx.dev/docs/technical/introduction>.
- [25] Thomas Fossati, Eric Voit, Sergei Trofimov, and Henk Birkholz. EAT Attestation Results. Internet-Draft draft-ietf-rats-ear-02, Internet Engineering Task Force, January 2026. Work in Progress. URL: <https://datatracker.ietf.org/doc/draft-ietf-rats-ear/02/>.
- [26] B. Fuhry. Intel TDX deep dive. [Online]. Available: https://archive.fosdem.org/2024/events/attachments/fosdem-2024-2608-intel-tdx-deep-dive/slides/22764/240204_Intel_TDX_Deep_Dive_KrjIuZM.pdf, February 2024.
- [27] Google Cloud. Google cloud confidential computing: Encryption in use. [Online]. Available: <https://cloud.google.com/security/products/confidential-computing>.
- [28] Jin-Yu Gu, Hao Li, Yu-Bin Xia, Hai-Bo Chen, Cheng-Gang Qin, and Zheng-Yu He. Unified enclave abstraction and secure enclave migration on heterogeneous security architectures. *Journal of Computer Science and Technology*, 37(2):468–486, 2022.
- [29] Andreas Haas, Andreas Rossberg, Derek L Schuff, Ben L Titzer, Michael Holman, Dan Gohman, Luke Wagner, Alon Zakai, and JF Bastien. Bringing the web up to speed with WebAssembly. In *Proceedings of the 38th ACM SIGPLAN Conference on Programming Language Design and Implementation*, pages 185–200, 2017.
- [30] David Herrera, Hangfen Chen, Erick Lavoie, and Laurie Hendren. WebAssembly and JavaScript challenge: Numerical program performance using modern browser technologies and devices. *University of McGill, Montreal: QC, Technical report SABLE-TR-2018-2*, 2018.
- [31] Intel. Github - intel/sgxdatacenterattestationprimitives. [Online]. Available: <https://github.com/intel/SGXDataCenterAttestationPrimitives>.
- [32] Intel. Intel Trust Domain Extensions. [Online]. Available: <https://cdrdv2-public.intel.com/690419/TDX-Whitepaper-February2022.pdf>, February 2022.
- [33] Intel. Intel trust authority. [Online]. Available: <https://docs.trustauthority.intel.com/>, 2023. Accessed: 2026-02-05.
- [34] Abhinav Jangda, Bobby Powers, Emery D Berger, and Arjun Guha. Not so fast: Analyzing the performance of WebAssembly vs. native code. In *2019 USENIX Annual Technical Conference (USENIX ATC 19)*, pages 107–120, 2019.
- [35] Simon Johnson, Vinnie Scarlata, Carlos Rozas, Ernie Brickell, Frank Mckeen, et al. Intel software guard extensions: Epid provisioning and attestation services. *White Paper*, 1(1-10):119, 2016.
- [36] Thomas Knauth, Michael Steiner, Somnath Chakrabarti, Li Lei, Cedric Xing, and Mona Vij. Integrating remote attestation with Transport Layer Security. *arXiv preprint arXiv:1801.05863*, 2018.
- [37] Radhesh Krishnan Konoth, Emanuele Vineti, Veelasha Moonsamy, Martina Lindorfer, Christopher Kruegel, Herbert Bos, and Giovanni Vigna. Minesweeper: An in-depth look into drive-by cryptocurrency mining and its defense. In *Proceedings of the 2018 ACM SIGSAC Conference on Computer and Communications Security*, pages 1714–1730, 2018.
- [38] Daniel Lehmann, Johannes Kinder, and Michael Pradel. Everything old is new again: Binary security of WebAssembly. In *29th USENIX Security Symposium (USENIX Security ’20)*, pages 217–234. USENIX Association, August 2020. URL: <https://www.usenix.org/conference/usenixsecurity20/presentation/lehmann>.
- [39] Linaro Limited. Open Portable Trusted Execution Environment (OP-TEE). [Online]. Available: <https://www.op-tee.org>.
- [40] Laurence Lundblade, Giridhar Mandyam, Jeremy O’Donoghue, and Carl Wallace. The Entity Attestation Token (EAT). RFC 9711, April 2025. URL:

<https://www.rfc-editor.org/info/rfc9711>,
doi:10.17487/RFC9711.

- [41] Microsoft. Open enclave sdk. [Online]. Available: <https://openenclave.io/sdk/>.
- [42] Microsoft. Azure confidential computing. [Online]. Available: <https://azure.microsoft.com/en-us/solutions/confidential-compute>, 2023. Accessed: 2026-02-05.
- [43] Masanori Misono, Dimitrios Stavrakakis, Nuno Santos, and Pramod Bhatotia. Confidential VMs explained: An empirical analysis of amd sev-snp and Intel TDX. *Proceedings of the ACM on Measurement and Analysis of Computing Systems*, 8(3):1–42, 2024.
- [44] Bernard Ngabonziza, Daniel Martin, Anna Bailey, Hae-hyun Cho, and Sarah Martin. Trustzone explained: Architectural features and use cases. In *2016 IEEE 2nd International Conference on Collaboration and Internet Computing (CIC)*, pages 445–451. IEEE, 2016.
- [45] Arto Niemi, Sampo Sovio, and Jan-Erik Ekberg. Towards interoperable enclave attestation: Learnings from decades of academic work. In *2022 31st Conference of Open Innovations Association (FRUCT)*, pages 189–200. IEEE, 2022.
- [46] openssl. Github - openssl/openssl. [Online]. Available: <https://github.com/openssl/openssl>.
- [47] Simon Ott, Monika Kamhuber, Joana Pecholt, and Sascha Wessel. Universal remote attestation for cloud and edge platforms. In *Proceedings of the 18th International Conference on Availability, Reliability and Security*, pages 1–11, 2023.
- [48] Phala-Network. Github - phala-network/dcap-qvl. [Online]. Available: <https://github.com/Phala-Network/dcap-qvl>.
- [49] J. Powell. Amd sev-snp attestation: Establishing trust in guests. [Online]. Available: <https://www.amd.com/content/dam/amd/en/documents/developer/lss-snp-attestation.pdf>, 2022.
- [50] Project Veraison. Project Veraison (Veraison). [Online]. Available: <https://github.com/veraison>. GitHub repository.
- [51] Andreas Rossberg. Webassembly: high speed at low cost for everyone. In *ML16: Proceedings of the 2016 ACM SIGPLAN Workshop on ML*, 2016.
- [52] seanmonstar. Github - seanmonstar/reqwest: An easy and powerful rust http client. [Online]. Available: <https://github.com/seanmonstar/reqwest>.
- [53] TCG Specification. Architecture overview. *Specification Revision*, 1:1–24, 2007.
- [54] Benedikt Spies, Christian Obermaier, and Jörg Ott. Exploring composable network stacks from isolated components with WebAssembly and QUIC. In *NOMS 2025-2025 IEEE Network Operations and Management Symposium*, pages 1–7. IEEE, 2025.
- [55] Stefan Tatschner, Sebastian N Peters, Michael P Heint, Tobias Specht, and Thomas Newe. Parseval: Evaluation of parsing behavior using real-world out-in-the-wild X.509 certificates. In *Proceedings of the 19th International Conference on Availability, Reliability and Security*, pages 1–9, 2024.
- [56] Hannes Tschofenig, Simon Frost, Mathias Brossard, Adrian L. Shaw, and Thomas Fossati. Arm’s Platform Security Architecture (PSA) Attestation Token. RFC 9783, June 2025. URL: <https://www.rfc-editor.org/info/rfc9783>, doi:10.17487/RFC9783.
- [57] virtee. Github - virtee/snpguest: A cli tool for interacting with SEV-SNP guest environment. [Online]. Available: <https://github.com/virtee/snpguest>.
- [58] wacker-dev. Github - wacker-dev/waki: Http client and server library for wasi. [Online]. Available: <https://github.com/wacker-dev/waki>.
- [59] wasm-signatures. Github - wasm-signatures/wasmsign2: Implementation of the webassembly modules signatures. [Online]. Available: <https://github.com/wasm-signatures/wasmsign2>.
- [60] WebAssembly. Github - webassembly/wasi: Web-assembly system interface. [Online]. Available: <https://github.com/WebAssembly/WASI>.
- [61] WebAssembly. Webassembly specification. [Online]. Available: <https://webassembly.github.io/spec/core/>.
- [62] WebAssembly System Interface Subgroup. Wasi: Web-assembly system interface. [Online]. Available: <https://wasi.dev/>.
- [63] Wentao Xie. Platform-agnostic remote attestation with webassembly components. Master’s thesis, Aalto University, 2025.
- [64] Yixuan Zhang, Mugeng Liu, Haoyu Wang, Yun Ma, Gang Huang, and Xuanzhe Liu. Research on Web-assembly runtimes: A survey. *ACM Transactions on Software Engineering and Methodology*, 34(8):1–47, 2025.